

1-1-2023

## Assessing an online patient decision aid about upper extremity reconstructive surgery for cervical spinal cord injury: Pilot testing knowledge, decisional conflict, and acceptability

William Moritz  
*Washington University School of Medicine in St. Louis*

Amanda M Westman  
*Washington University School of Medicine in St. Louis*

Mary C Politi  
*Washington University School of Medicine in St. Louis*

Dod Working Group

Ida K Fox  
*Washington University School of Medicine in St. Louis*

Follow this and additional works at: [https://digitalcommons.wustl.edu/oa\\_4](https://digitalcommons.wustl.edu/oa_4)

 Part of the [Medicine and Health Sciences Commons](#)

### Please let us know how this document benefits you.

---


#### Recommended Citation

Moritz, William; Westman, Amanda M; Politi, Mary C; Dod Working Group; and Fox, Ida K, "Assessing an online patient decision aid about upper extremity reconstructive surgery for cervical spinal cord injury: Pilot testing knowledge, decisional conflict, and acceptability." *MDM Policy & Practice*. 8, 2. e23814683231199721 (2023).  
[https://digitalcommons.wustl.edu/oa\\_4/2358](https://digitalcommons.wustl.edu/oa_4/2358)

This Open Access Publication is brought to you for free and open access by the Open Access Publications at Digital Commons@Becker. It has been accepted for inclusion in 2020-Current year OA Pubs by an authorized administrator of Digital Commons@Becker. For more information, please contact [vanam@wustl.edu](mailto:vanam@wustl.edu).

# Assessing an Online Patient Decision Aid about Upper Extremity Reconstructive Surgery for Cervical Spinal Cord Injury: Pilot Testing Knowledge, Decisional Conflict, and Acceptability

*MDM Policy & Practice*  
2023, Vol. 8(2) 1–11  
© The Author(s) 2023  
Article reuse guidelines:  
sagepub.com/journals-permissions  
DOI: 10.1177/23814683231199721  
journals.sagepub.com/home/mpp



William Moritz , Amanda M. Westman, Mary C. Politi ,  
DOD Working Group<sup>†</sup>, and Ida K. Fox

## Abstract

**Background.** While nerve and tendon transfer surgery can restore upper extremity function and independence after midcervical spinal cord injury, few individuals (~14%) undergo surgery. There is limited information regarding these complex and time-sensitive treatment options. Patient decision aids (PtDAs) convey complex health information and help individuals make informed, preference-consistent choices. The purpose of this study is to evaluate a newly created PtDA for people with spinal cord injury who are considering options to optimize upper extremity function. **Methods.** The PtDA was developed by our multidisciplinary group based on clinical evidence and the Ottawa Decision Support Framework. A prospective pilot study enrolled adults with midcervical spinal cord injury to evaluate the PtDA. Participants completed surveys about knowledge and decisional conflict before and after viewing the PtDA. Acceptability measures and suggestions for further improvement were also solicited. **Results.** Forty-two individuals were enrolled and completed study procedures. Participants had a 20% increase in knowledge after using the PtDA ( $P < 0.001$ ). The number of participants experiencing decisional conflict decreased after viewing the PtDA (33 v. 18,  $P = 0.001$ ). Acceptability was high. To improve the PtDA, participants suggested adding details about specific surgeries and outcomes. **Limitations.** Due to the COVID-19 pandemic, we used an entirely virtual study methodology and recruited participants from national networks and organizations. Most participants were older than the general population with a new spinal cord injury and may have different injury causes than typical surgical candidates. **Conclusions.** A de novo PtDA improved knowledge of treatment options and reduced decisional conflict about reconstructive surgery among people with cervical spinal cord injury. Future work should explore PtDA use for improving knowledge and decisional conflict in the nonresearch, clinical setting.

## Corresponding Author

Ida K. Fox, Division of Plastic and Reconstructive Surgery,  
Department of Surgery, Washington University School of Medicine,  
MSC-8238-43-1150, 660 S Euclid Ave, St. Louis, MO 63110, USA;  
(foxi@wustl.edu).



## Highlights

- People with cervical spinal cord injury prioritize gaining upper extremity function after injury, but few individuals receive information about treatment options.
- A newly created patient decision aid (PtDA) provides information about recovery after spinal cord injury and the role of traditional tendon and newer nerve transfer surgery to improve upper extremity upper extremity function.
- The PtDA improved knowledge and decreased decisional conflict in this pilot study.
- Future work should focus on studying dissemination and implementation of the ptDA into clinical practice.

Division of Plastic and Reconstructive Surgery, Department of Surgery, Washington University School of Medicine, St. Louis, MO, USA (WRM, AMW, IKF); Division of Public Health Sciences, Department of Surgery, Washington University School of Medicine, St. Louis, MO, USA (MCP). The authors declared the following potential conflicts of interest with respect to the research, authorship, and/or publication of this article: Mary Politi, PhD, is a consultant for UCB Biopharma (2022). Ida K. Fox, MD, received grant funding as PI for “Supporting Patient Decisions About Upper-Extremity Surgery in Cervical Spinal Cord Injury,” Department of Defense, Office of the Congressionally Directed Medical Research Programs (CDMRP), Fiscal Year 2016, Spinal Cord Injury Research Program (SCIRP) Investigator-Initiated Research Award, SC160046: W81XWH-17-1-0285, September 1, 2017–August 31, 2022 (includes two year NCE). Ida K. Fox, MD, has grant funding as the principal investigator for “Expanding Knowledge and Information Delivery around Improving Upper Extremity Function after Cervical Spinal Cord Injury,” Department of Defense, Office of the Congressionally Directed Medical Research Programs (CDMRP), Fiscal Year 2021, Spinal Cord Injury Research Program (SCIRP) Expansion Award—Early-Career Partnering PI Option, W81XWH-22-1-0909, 2022-2025. Ida K. Fox, MD, has received honoraria for lectures on restoration of upper extremity function in cervical spinal cord injury from the following organizations: Department of Rehabilitation Medicine, as part of the Licht Visiting Physician Lectureship, University of Minnesota, MN; Shirley Ryan AbilityLab, as part of the Research Seminar Series, Chicago, IL; Kessler Institute for Rehabilitation, as part of a Grand Rounds lecture and workshop, West Orange, NJ. Ida K. Fox, MD, has served in a leadership position (unpaid) for the following organizations: the American Association for Surgery of the Hand and the American Society for Peripheral Nerve. All other authors have no conflict of interest. The authors disclosed receipt of the following financial support for the research, authorship, and/or publication of this article: Financial support for this study was provided entirely as part of a W81XWH-17-1-0285 grant from the United States Department of Defense. The funding agreement ensured the authors’ independence in designing the study, interpreting the data, writing, and publishing the report. The contents do not represent the views of the U.S. Department of Veterans Affairs or the United States Government. This study can be found on Clinicaltrials.gov (“Testing the Decision Aid: Supporting Patient Decisions about Upper Extremity Surgery in Cervical SCI”). Findings from this work were presented at the annual meeting of the Midwestern Association of Plastic Surgeons (May 20–21, 2022, Chicago, IL, USA).

†List of authors and their affiliations appear in the Acknowledgments section.

## Keywords

nerve transfer surgery, patient decision aid, spinal cord injury, surgical decision-making, tendon transfer surgery, upper limb surgery

Date received: January 12, 2023; accepted: July 30, 2023

## Introduction

Making decisions about elective surgical treatment can be challenging and should consider biological, psychosocial, and other factors.<sup>1–3</sup> Thoughtful consideration of all factors is particularly important when considering surgery to restore function in people living with cervical spinal cord injury. Due to paralysis involving the upper extremity, individuals with cervical-level spinal cord injury require varying levels of assistance with many activities of daily living (ADLs), including feeding, bowel/bladder function, locomotion (with the assistance of a wheelchair), and transfers (from bed to chair/vehicle). As such, restoration of upper extremity function is a priority,<sup>4,5</sup> and small improvements can result in substantial gains in independence with ADLs, self-esteem, and autonomy<sup>6–8</sup> and may reduce the \$3 to \$5 million US dollars in lifetime care costs for a single person with spinal cord injury.<sup>9</sup>

Most spontaneous recovery of movement and muscle strength occurs within 6 to 12 mo of injury.<sup>10</sup> Rehabilitation, including occupational and physical therapy, are vital to gaining strength and incorporating new movement into the performance of ADLs. Surgery can also be used to gain movement. Both tendon and nerve transfer surgeries use expendable functioning donor muscles and nerves to restore absent recipient function such as elbow extension, wrist extension, and hand opening and closing. Traditional tendon transfers are

well-established,<sup>11–15</sup> reliable, and restore strong movement but require immobilization and non-weight bearing for weeks to months after surgery.<sup>6,16</sup> Newer nerve transfer surgeries have efficacy across settings<sup>17–21</sup> and do not require immobilization or non-weight bearing, but there are higher rates of failure to restore strength.<sup>22,23</sup> Importantly, nerve transfers are time sensitive, meaning that some individuals may lose the opportunity to undergo this surgery as time passes.<sup>17,24–26</sup>

Few eligible people with spinal cord injury undergo these surgeries.<sup>27,28</sup> There are multiple barriers to care including a lack of 1) information about treatment options,<sup>29–31</sup> 2) cross-specialty collaboration/referrals,<sup>32,33</sup> and 3) provider availability.<sup>5,34,35</sup> To overcome this first barrier, detailed information is needed to support informed, preference-consistent choices about appropriate treatment. Patient decision aids (PtDA) effectively convey information about treatment options and assist users in considering the advantages and disadvantages in the context of their own personal circumstances.<sup>36–38</sup>

Using information from the literature and previous studies, we developed a PtDA that communicates information about surgical and nonsurgical treatment of the upper extremity after spinal cord injury. The purpose of this pilot study was to carefully evaluate this new PtDA in a research setting. We hypothesized that use of the PtDA would improve user knowledge and decrease decisional conflict about upper extremity management for individuals living with cervical spinal cord injury.

## Methods

### *Decision Aid Development*

A Web-based mobile-friendly PtDA was developed by our multidisciplinary research team consisting of clinical spinal cord injury experts, patient advocates, PtDA developers, clinicians, and researchers with expertise in patient-centered care. The determination to create an online tool was informed by our previous research, which showed that people with spinal cord injury prefer the use of computers, phones, and tablets for accessing health information.<sup>29</sup> The content of the PtDA was informed by the current literature, results from the European Multicenter Study about Spinal Cord Injury (EMSCI),<sup>39</sup> and a prospective mixed-methods cohort study of people living with cervical spinal cord injury (who did and did not undergo surgery) and their caregivers.<sup>40–42</sup> Information was summarized and incorporated into the PtDA. The Ottawa Decision Support Framework criteria,<sup>43</sup> International Patient Decision Aid Standard

Collaboration (IPDAS),<sup>44–47</sup> and other best practice recommendations<sup>48,49</sup> were followed. The PtDA can be found at <https://healthliteracymedia.wixsite.com/mysite>.

The PtDA incorporated salient information about spontaneous recovery after spinal cord injury and functional outcomes and experiences after surgical and nonsurgical (rehabilitation alone) interventions. An implicit values clarification section encourages users to reflect on the various benefits, risks, and uncertainties about the complex and potentially time-sensitive decision to proceed with or forgo an intervention to improve upper extremity function. Health literacy experts ensured the PtDA met presentation, comprehension, and readability goals. An independent multidisciplinary advisory panel reviewed materials. This panel included people living with spinal cord injury, their caregivers, a diverse group of clinicians (including nonsurgeon physicians, spinal cord injury specialists, physical/occupational therapists, social workers, and psychologists who specialize in the treatment of individuals with spinal cord injury), and researchers with expertise in patient-centered care. Further iterative refinement of the PtDA was based on their review and input. This advisory panel was organized to provide a diversity of opinions and included individuals who received upper extremity reconstruction for their spinal cord injury and those who did not. The current iteration includes information on the natural history after spinal cord injury and expected recovery without surgical intervention, descriptions of nerve and tendon transfer surgeries, and a discussion of factors that could affect choice (financial situation, caregiver availability, expected gains of function, risks of surgery, and tolerance of immobilization). The values clarification section contains a downloadable file that users can share with their treating providers.

### *Testing the Decision Aid*

Adults between 18 and 80 y of age with midcervical spinal cord injury were recruited for study participation between August 2021 and September 2022. Due to the COVID-19 pandemic, these individuals were recruited online, through spinal cord injury newsletters, mailing lists, support groups, blogs, and social media. Recruitment partners included organizations/Web sites such as Paralyzed Veterans of America, North American Spinal Cord Injury Consortium, and Northern California Spinal Cord Injury Foundation. Eligibility was determined through a screening survey that interested participants completed online, via the secure Research Electronic Data Capture (REDCap) system.<sup>50,51</sup> Participants with cervical-level spinal cord

injury were included if they endorsed limited hand function, wheelchair dependency, and English language fluency. Individuals were excluded if they had previously undergone nerve or tendon transfer surgery. Those eligible provided their contact information for study team follow-up. After an informed consent process and study enrollment, participants were provided a unique link to the testing instruments in REDCap. They completed surveys about demographic and clinical characteristics.

A *de novo* 10-item knowledge survey was created and revised by the research team with input from the advisory board and health literacy consultants. Questions were used to assess participant understanding of natural recovery after spinal cord injury, surgical and nonsurgical means to improve upper extremity function, and other information included in the PtDA (Supplementary Table 1); answers were true, false, or unsure, and participants were provided the answers at the end of study participation. Correct responses were added, and a score was created to indicate the number of correct responses out of the total possible, yielding a percentage correct; unsure responses were counted as incorrect. Decisional conflict (a state of uncertainty when asked to make a decision related to care) was assessed and scored using the validated 4-item SURE measure, yielding responses of either decisional conflict or no decisional conflict.<sup>52</sup> After the baseline assessment, participants were provided a link to interact with and review the PtDA online.

After the PtDA interaction, participants were directed back to REDCap and completed the postintervention procedures. They were readministered the knowledge and decisional conflict measures. They were also asked to complete a validated single-item health literacy screening question<sup>53</sup> (Supplementary Table 2) and answer closed and open-ended questions to assist in future refinement and improvement of the PtDA. The Acceptability Tool<sup>54</sup> was modified and used to query participants about the length, content, style, presence of bias toward one treatment option over another, and overall usefulness of the PtDA (Supplementary Table 2). Users were also asked about how they reviewed the PtDA (on computer and/or phone, alone or with others, and in one setting or over a period of time). Finally, participants were asked an open-ended question about suggestions for how to improve the PtDA. This information was collected within the online study procedure survey as well as verbally during a final follow-up phone call with a research team member. Information provided over the phone was summarized qualitatively.

This study was approved by the Washington University Institutional Review Board (IRB No. 202106018) and the Human Research Protection Office

of the US Army Medical Research and Development Command. Informed consent was obtained from all participants; they received a \$30 gift card upon completion of all study activities.

### *Data Analysis*

An *a priori* power analysis was performed based on the literature and expected findings using the validated decisional conflict measure as the primary outcome measure.<sup>55,56</sup> Recommendations for prospective randomized clinical trials anticipate an effect size of 0.3 to 0.4; we assumed an effect size of 0.4 and sought to recruit 52 participants.

The normality of continuous variables was assessed with a Shapiro-Wilk test. Knowledge survey results before and after viewing the PtDA were compared using a paired-sample *t* test. Decisional conflict results were compared using a chi-squared test. Feedback on the PtDA was reported with descriptive statistics. Normally distributed variables were reported with mean and standard deviation (*s*). Nonnormally distributed variables were reported with median and interquartile range (IQR). Subgroup analysis was also performed as numbers permitted. Statistical analysis was performed using Prism (Graphpad, San Diego, CA). Only individuals who completed the knowledge and decisional conflict measures before and after viewing the PtDA were included in the final analysis.

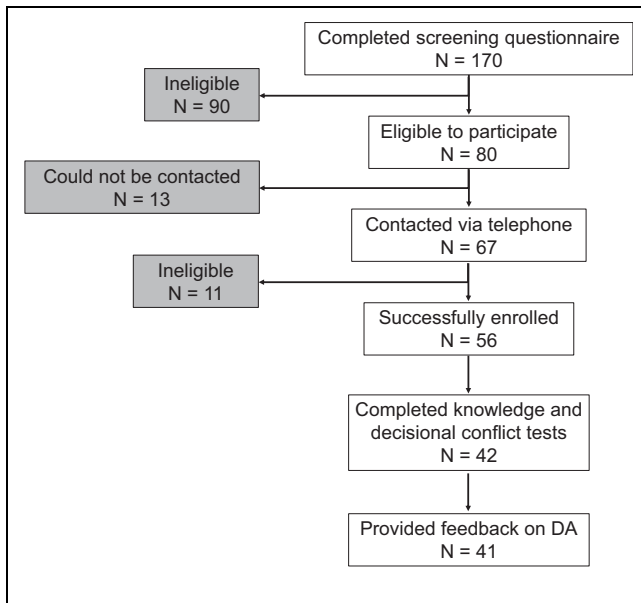
### *Funding*

This work was supported by the Office of the Assistant Secretary of Defense for Health Affairs, through the Spinal Cord Injury Research Program under Award No. W81XWH-17-1-0285. Opinions, interpretations, conclusions, and recommendations are those of the author and are not necessarily endorsed by the Department of Defense. Grant funding supported research staff salaries and participant reimbursement. The funding agreement ensured the authors' independence in designing the study, interpreting the data, writing, and publishing this report.

## **Results**

### *Study Participation and Demographics*

The screening questionnaire was completed by 170 individuals (Figure 1); of these, 80 were eligible to participate. Of the 67 successfully contacted, 11 were deemed ineligible on further questioning by study personnel as they did not meet the inclusion criteria. Of these 11



**Figure 1** Study enrollment and participation.

ineligible individuals, 4 were diagnosed with additional neuromuscular diseases; 3 were no longer interested in participating; 2 had ineligible injury patterns; and 1 had already received upper extremity reconstruction. An additional individual was excluded as their health data could not be collected confidentially. The remaining 56 individuals were enrolled, and 42 of these (75%) completed the knowledge and decisional conflict measure before and after viewing the PtDA. The median time each participant used to view the PtDA was 30 min (IQR = 22.5). Of these 42 enrollees, all but 1 provided feedback on PtDA acceptability and provided suggestions for improvement.

Participant demographics are described in Table 1. Most were male (79%) with a mean age of 54.2 y. Most participants had their spinal cord injury many years ago (mean of 21.8 y). Most identified as non-Hispanic White (67%); 14% identified as Black. Most participants received care through the VA Healthcare system; few had received care through a Spinal Cord Injury Model System center.

### Improved Knowledge and Decreased Decisional Conflict

Before viewing the PtDA, participants exhibited a median knowledge score of 60% (IQR = 30). After viewing the PtDA, the median knowledge score increased to 80%

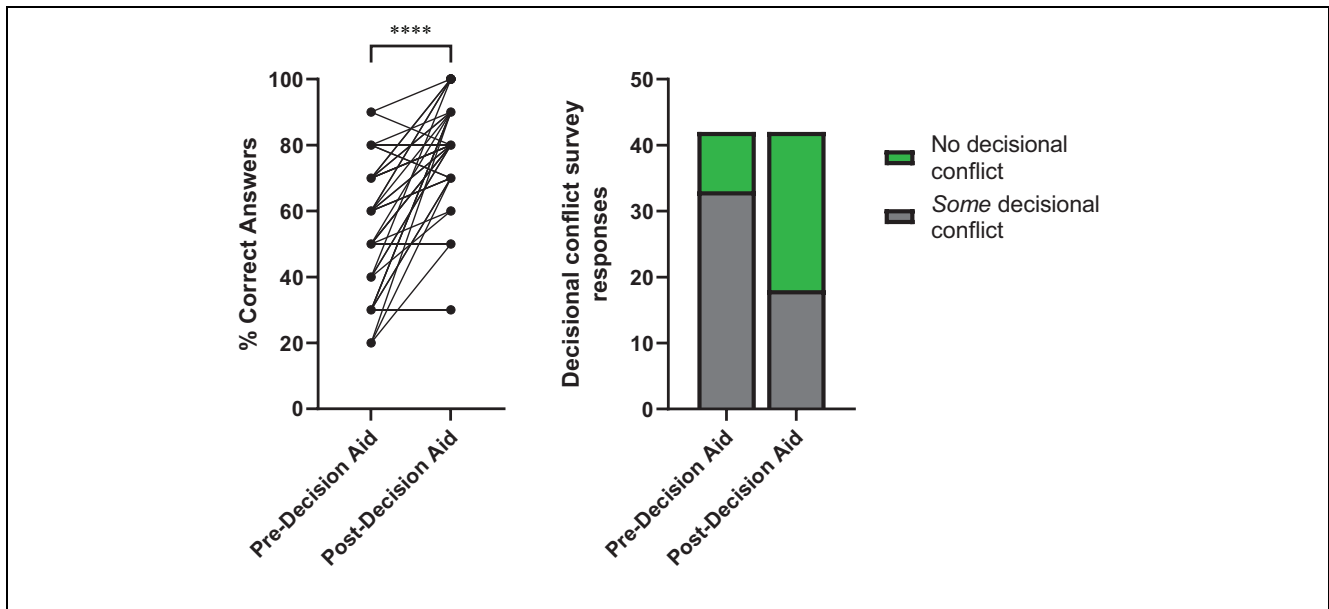
**Table 1** Participant Demographics ( $N = 42$ )

Age, mean, y (s)	54.2 (12.7)
Male, $n$ (%)	33 (79)
Years since SCI (median, IQR)	19.5 (27.25)
Race, $n$ (%)	
White	28 (67)
African American or Black	6 (14)
Native American, Eskimo, Aleutian	2 (5)
Asian or Pacific Islander	2 (5)
Other	3 (7)
Ethnicity, $n$ (%)	
Hispanic or Latino	3 (7)
Non-Hispanic	35 (83)
Unknown	4 (10)
Geographic distribution, $n$ (%) <sup>a</sup>	
Midwest	14 (33)
Northeast	2 (5)
South	10 (24)
West	15 (36)
Veteran, $n$ (%)	27 (64)
Received health care from VA since SCI, $n$ (%)	26 (62)
Received health care from model SCI center, $n$ (%)	7 (17)
Cause of SCI, $n$ (%)	
Sports or leisure activities	10 (24)
Assault	3 (7)
Transportation	16 (38)
Fall	5 (12)
Other traumatic cause	6 (14)
Other nontraumatic cause	2 (5)
Frequency that the subject has someone help them understand when they read instructions, pamphlets, or other written material from a doctor or pharmacy, $n$ (%)	
Never	24 (57)
Rarely	13 (31)
Sometimes	4 (10)
Often	0 (0.0)
Always	1 (2)
Devices used to review PtDA, $n$ (%)	
Smartphone	8 (19.0)
Tablet/iPad	7 (17)
Laptop computer	14 (33)
Desktop computer	17 (40)
Period over which the PtDA was reviewed, $n$ (%)	
At one time	34 (81)
At several times during 1 day	2 (5)
Over several days	5 (12)
Reviewed PtDA with relative, friend, or caregiver, $n$ (%)	1 (2)

IQR, interquartile range; PtDA, patient decision aid; SCI, spinal cord injury; VA, s, standard deviation; Veterans Affairs y, year.

<sup>a</sup>States grouped according to the 4 defined US Census Bureau geographic regions (<https://www.census.gov/>).

(IQR = 20,  $P < 0.001$ ; Figure 2A). Participants exhibited a median decisional conflict score of 2 (IQR = 2.5) before viewing the PtDA and 4 (IQR = 1) after viewing it. The percentage of participants experiencing decisional



**Figure 2** Review of a *de novo* Patient Decision Aid improved study participant knowledge (Left) and reduced decisional conflict (Right) about treatment options. (\*\*\*\* changes in knowledge were statistically significant)

conflict (score <4) decreased after viewing the PtDA (33/42, 79% v. 18/42, 43%,  $P = 0.001$ ; Figure 2B). Viewing the PtDA improved median knowledge scores in both White (20%,  $P < 0.001$ ,  $n = 28$ ) and non-White participants (20%,  $P = 0.011$ ,  $n = 14$ ) as well as in male (20%,  $P < 0.001$ ,  $n = 33$ ) and female participants (40%,  $P = 0.008$ ,  $n = 9$ ). The percentage of individuals experiencing decisional conflict decreased in White (22/28, 79% v. 12/28, 43%,  $P = 0.013$ ) and male (25/33, 76% v. 12/33, 36%,  $P = 0.003$ ) participants. The percentage of non-White (11/14, 79% v. 6/14, 43%,  $P = 0.1201$ ) and female participants (8/9, 89% v. 6/9, 67%,  $P = 0.58$ ) experiencing decisional conflict trended downward after viewing the PtDA; however, these changes were not statistically significant.

### High Acceptability

Overall, participants found the PtDA useful (Table 2). They felt the PtDA was an appropriate length (36/42, 86%), provided enough information without being overwhelming (29/42, 69%), and gave a balanced perspective that did not favor either tendon or nerve transfer surgery (37/42, 91%). Participants largely felt the PtDA would be helpful when considering surgery to improve upper extremity function in spinal cord injury (37/42 responded that it would be helpful, 91%).

### Suggestions for Improvement

Forty participants provided suggestions for improvement through free response questions within the survey and at the end-study follow-up phone call (Table 3). Participants wanted the PtDA to contain more information on the available nerve and tendon transfer surgeries, outcomes, advantages and disadvantages to surgery and links to additional resources. Seven (17%) study participants reported interest in learning more about upper extremity reconstruction from a health provider. One study participant reported scheduling an appointment with a hand surgeon after study participation and had upcoming plans for a tendon transfer surgery.

### Discussion

This newly developed Internet-based, mobile device-accessible PtDA improved knowledge and decreased decisional conflict in a heterogeneous and diverse population of individuals with cervical spinal cord injury. Although regaining upper extremity function is a priority for these individuals,<sup>4,34,57,58</sup> there is a paucity of information describing these treatment options on the internet.<sup>5,30,31,34</sup> People with spinal cord injury use the Internet but also rely on getting information from their trusted healthcare providers—physical medicine and

**Table 2** PtDA Acceptability

Overall Feedback <sup>a</sup>	Responses, <i>n</i> (%)
Length of the PtDA	
Just right	36 (86)
Too short	3 (7)
Too long	2 (5)
Quantity of information in PtDA	
Just right	29 (69)
Too little	8 (19)
Too much	4 (10)
PtDA provided enough information to help with decision making	
Agree	31 (74)
Disagree	10 (24)
PtDA bias	
Balanced	38 (91)
Leaning toward tendon transfer	1 (2)
Leaning toward nerve transfer	2 (5)
Utility for making decisions related to nerve or tendon transfer	
Helpful	38 (91)
Unhelpful	1 (2)
Unsure	2 (5)
Median time viewing the PtDA, min ( <i>n</i> = 41, IQR)	30 (23)
Content feedback	
Quotes from individuals with SCI and caregivers	
Helpful	17 (41)
Unhelpful	4 (10)
Unsure	8 (19)
Not seen	13 (31)
Suggested questions to ask your surgeon	
Positive	35 (83)
Negative	2 (5)
Not seen	5 (12)
Most liked PtDA content (selected all that applied)	
Overall text/information	32 (76)
Illustrations	15 (36)
Tables of information	20 (48)
Site navigation	9 (21)
Other	0 (0)
Least liked PtDA content (selected all that applied)	
Overall text/information	4 (10)
Illustrations	12 (29)
Tables of information	4 (10)
Site navigation	5 (12)
Other	15 (36)

IQR, interquartile range; PtDA, patient decision aid; SCI, spinal cord injury.

<sup>a</sup>One participant did not complete all feedback questions.

rehabilitation, spinal cord injury specialists, and occupational and physical therapists, among others.<sup>29</sup> These non-surgeon clinicians often lack access to information and

**Table 3** Free Response Feedback on the PtDA

	Responses ( <i>n</i> )
Overall	
Liked the PtDA	11
Informative	9
Easy to understand	4
Too much information	2
Too long	2
Wished the PtDA was been publicly available	2
Interested in discussing UE reconstruction with physician	7
Scheduled UE surgery after reading PtDA	1
Visual aids	
Illustrations are useful for individuals with recent SCI	1
Would like more descriptive illustrations	2
Recommend adding descriptive videos (e.g., patient outcomes, surgeries)	2
Web site usability	
Site easy to navigate	3
Well-organized	2
Disliked clicking through Web site	1
Difficult to view on the phone	1
Present nerve and tendon transfer separately	2
Add color to the Web site	1
Quotes	
Did not match nearby content	1
Difficult to understand	1
Links not properly functioning	2
Include context for quotes (e.g., age, level of SCI)	1
Additional information requested	
Include more information on surgical outcomes	4
Clearly describe the advantages and disadvantages of each surgery	2
Provide more detailed questions that might be asked to a patient's doctor	2
Add links to outside resources	3
Include information on lifestyle modifications (diet, exercise)	1
Provide information on occupational therapy	1
Give examples of nerve and tendon transfer surgeries	1
Provide more information on timing of surgeries and impacts on outcomes	1
Opinions of the PtDA title	
Liked the title ( <i>n</i> = 12)	
Title was straightforward, direct	1
Disliked the title ( <i>n</i> = 11)	
Disliked the use of "Tetra"	5
Felt the title was not simple enough	2
Wanted title to be less clinical	2

PtDA, patient decision aid; SCI, spinal cord injury; UE, upper extremity.



knowledge about these treatment options and may have biases against some or all of these surgical treatments.<sup>33,58,59</sup>

A recent United States study found that only 8% of eligible individuals underwent this restorative surgery.<sup>35</sup> Information dissemination is a critical component of improving access to care; our PtDA successfully improved participant knowledge by 20%. This is similar to results seen in the use of PtDAs for making informed choices about other elective reconstructive procedures. For example, a randomized controlled trial observed that individuals receiving breast reconstruction answered 84.6% of questions correctly on their 11-question knowledge survey after viewing a PtDA; those who did not answered 58.2% of questions correctly, comparable to the observations reported in this study.<sup>60</sup> Our PtDA also substantially improved decisional conflict, which is encouraging; however, this needs further testing in the clinical setting.

People living with spinal cord injury want information about surgical and nonsurgical treatment options to gain upper extremity function, and they want the information early after injury and often. With modification, this newly developed PtDA could be adapted to fill the information void around upper extremity function in cervical spinal cord injury.<sup>30,31</sup>

Prior to use in routine care, however, study participants suggested modifications to the existing PtDA. To be a more useful informational tool, the PtDA could contain additional information about outcomes, surgery types, and timing of surgery. Respondents had mixed opinions on the title of the PtDA, indicating that it could be changed to improve clarity. Iterative testing and modification is an important component of PtDA development. The suggested modifications will assist in the creation of a more effective clinical tool.

While this study presents promising results, it has limitations. Study participants were recruited with the assistance of several national and regional organizations serving the spinal cord injury population. However, our study population may not reflect the US spinal cord injury population at large, which may limit generalizability. Our study group was 79% male and 67% White, consistent with the demographics of new spinal cord injury cases in the United States since 2015.<sup>61</sup> However, our participants were older and may have different injury causes than that of an ideal surgical candidate. Subgroup analysis among non-White and female participants showed an improvement in knowledge but no change in decisional conflict before and after viewing the PtDA;

this deserves future investigation. The knowledge survey has not been previously validated, may be biased toward assessing knowledge of surgery, and should be refined before future research study use. For example, questions about nonsurgical treatments and outcomes could be added. Furthermore, while our results indicate the PtDA could be useful for providing information and reducing decisional conflict, it is not yet clear if access to this tool will lead to substantive changes in clinical practice or clinical outcomes.

Our future work will focus on how best to deliver the PtDA. There are barriers to PtDA implementation within the community. Surgeons who perform these procedures seldom see people with spinal cord injury in a timely fashion. Partnership with nonsurgeon providers, finding opportunities to distribute information and targeted creative methods (such as use of telehealth), should be considered to improve access and care in this population.

## Conclusions

This PtDA may improve knowledge of treatment options and reduce decisional conflict about upper extremity reconstructive surgery for people living with cervical spinal cord injury. The findings of this study may be generalizable to improving information dissemination about surgical treatment in other medically and psychosocially complex populations with limited access to specialty care.


## Acknowledgments


The members of the Department of Defense (DOD) Working Group are Catherine Curtin, MD<sup>1</sup> (ccurtin@stanford.edu), Lauren J. Bechtold, MD<sup>2</sup> (lajacobson@wustl.edu), Carie R. Kennedy, BSN<sup>2</sup> (kennedyc@wustl.edu), Doug Ota, MD<sup>1</sup> (Doug.Ota@va.gov), Katharine Tam, MD<sup>3</sup> (Katharine.Tam@va.gov), Katherine Stenson, MD<sup>3</sup> (Katherine.Stenson@va.gov), and Rachel Skladman, MD<sup>2</sup> (rachel.skladman@wustl.edu).

We thank Health Literacy Media (St. Louis, MO, USA) for PtDA development and the stakeholders who served on our advisory board for assistance with refining the PtDA. Data, analytic methods, and study materials are available to other researchers upon request to the corresponding author.

<sup>1</sup>Palo Alto Veterans Healthcare System, Department of Veterans Affairs, Palo Alto, CA; <sup>2</sup>Division of Plastic and Reconstructive Surgery, Department of Surgery, Washington University School of Medicine, St. Louis, MO; <sup>3</sup>St. Louis Veterans Healthcare System, Department of Veterans Affairs, St. Louis, MO.

## ORCID iDs

William R. Moritz  <https://orcid.org/0000-0003-2268-8670>

Mary C. Politi  <https://orcid.org/0000-0001-9103-6495>

## Supplemental Material

Supplementary material for this article is available online at <https://doi.org/10.1177/23814683231199721>.

## References

1. Boss EF, Mehta N, Nagarajan N, et al. Shared decision making and choice for elective surgical care: a systematic review. *Otolaryngol Head Neck Surg.* 2016;154(3):405–20.
2. Xu J, Prince AER. Shared decision-making in vascular surgery. *J Vasc Surg.* 2019;70(5):1711–5.
3. Stiggelbout AM, Pieterse AH, De Haes JCJM. Shared decision making: concepts, evidence, and practice. *Patient Educ Couns.* 2015;98(10):1172–9.
4. Anderson KD. Targeting recovery: priorities of the spinal cord-injured population. *J Neurotrauma.* 2004;21(10):1371–83.
5. Harris CA, Muller JM, Shauver MJ, Kevin C. Checkpoints to progression: qualitative analysis of the personal and contextual factors that influence selection of upper extremity reconstruction among patients with tetraplegia. *J Hand Surg Am.* 2017;42(7):495–505.
6. Hentz VR, Leclercq C. *Surgical Rehabilitation of the Upper Limb in Tetraplegia.* New York: Saunders; 2002.
7. Consortium for Spinal Cord Medicine. Outcomes following traumatic spinal cord injury: clinical practice guidelines for health-care professionals. *J Spinal Cord Med.* 2000;23(4):289–316.
8. Dengler J, Mehra M, Steeves JD; Department of Defense (DOD) Group, European Multicenter Study of Spinal Cord Injury (EMSCI) Group; Fox IK. Evaluation of functional independence in cervical spinal cord injury: implications for surgery to restore upper limb function. *J Hand Surg Am.* 2021;46(7):621.e1–621.e17.
9. DeVivo MJ, Chen Y, Mennemeyer ST, Deutsch A. Costs of care following spinal cord injury. *Top Spinal Cord Inj Rehabil.* 2011;16(4):1–9.
10. Dengler J, Steeves JD, Curt A, et al. Spontaneous motor recovery after cervical spinal cord injury: issues for nerve transfer surgery decision making. *Spinal Cord.* 2022;60(10):922–7.
11. Freehafer AA, Vonhaam E, Allen V. Tendon transfers to improve grasp after injuries of the cervical spinal cord. *J Bone Joint Surg Am.* 1974;56(5):951–9.
12. Moberg E. Surgical treatment for absent single-hand grip and elbow extension in quadriplegia. *J Bone Joint Surg Am.* 1975;57(2):196–206.
13. House JH, Gwathmey FW, Lundsgaard DK. Restoration of strong grasp and lateral pinch in tetraplegia due to cervical spinal cord injury. *J Hand Surg Am.* 1976;1(2):152–9. DOI: 10.1016/S0363-5023(76)80009-3
14. Zancolli EA. History of surgery in the rehabilitation of the tetraplegic upper limb. *Hand Clin.* 2002;18(3):369–76. Available from: <https://www.sciencedirect.com/science/article/pii/S074907120200032X>
15. Zancolli E. Surgery for the quadriplegic hand with active, strong wrist extension preserved. A study of 97 cases. *Clin Orthop Relat Res.* 1975;112:101–13.
16. Hamou C, Shah NR, DiPonio L, Curtin C. Pinch and elbow extension restoration in people with tetraplegia: a systematic review of the literature. *J Hand Surg Am.* 2009;34(4):692–9.
17. Fox IK, Novak CB, Krauss EM, et al. The use of nerve transfers to restore upper extremity function in cervical spinal cord injury. *PM R.* 2018;10(11):1173–84.e2.
18. Hill EJR, Fox IK. Nerve transfers to restore upper limb function in tetraplegia. *Lancet.* 2019;394(10198):543–4. DOI: 10.1016/S0140-6736(19)31332-7
19. Bertelli JA, Ghizoni MF. Nerve transfers for restoration of finger flexion in patients with tetraplegia. *J Neurosurg Spine.* 2017;26(1):55–61.
20. Bertelli JA, Ghizoni MF. Nerve transfers for elbow and finger extension reconstruction in midcervical spinal cord injuries. *J Neurosurg.* 2015;122(1):121–7.
21. van Zyl N, Hill B, Cooper C, Hahn J, Galea MP. Expanding traditional tendon-based techniques with nerve transfers for the restoration of upper limb function in tetraplegia: a prospective case series. *Lancet.* 2019; 394(10198): 565–75. DOI: 10.1016/S0140-6736(19)31143-2
22. Khalifeh JM, Dibble CF, Van Voorhis A, et al. Nerve transfers in the upper extremity following cervical spinal cord injury. Part 2: preliminary results of a prospective clinical trial. *J Neurosurg Spine.* 2019;1–13. DOI: 10.3171/2019.4.SPINE19399
23. Khalifeh JM, Dibble CF, Van Voorhis A, et al. Nerve transfers in the upper extremity following cervical spinal cord injury. Part 1: systematic review of the literature. *J Neurosurg Spine.* 2019;1–12. DOI: 10.3171/2019.4.SPINE19173
24. Coulet B, Allieu Y, Chammas M. Injured metamere and functional surgery of the tetraplegic upper limb. *Hand Clin.* 2002;18(3):399–412. Available from: <https://www.sciencedirect.com/science/article/pii/S0749071202000203>
25. Jain NS, Hill EJR, Zaidman CM, et al. Evaluation for late nerve transfer surgery in spinal cord injury: predicting the degree of lower motor neuron injury. *J Hand Surg Am.* 2020;45(2):95–103.
26. Berger MJ, Robinson L, Krauss EM. Lower motor neuron abnormality in chronic cervical spinal cord injury: implications for nerve transfer surgery. *J Neurotrauma.* 2022;39(3–4): 259–65.
27. Curtin CM, Gater DR, Chung KC. Upper extremity reconstruction in the tetraplegic population, a national epidemiologic study. *J Hand Surg Am.* 2005;30(1):94–9.

28. Fridén J, Gohritz A. Tetraplegia management update. *J Hand Surg Am.* 2015;40(12):2489–500. DOI: 10.1016/j.jhssa.2015.06.003
29. L'Hotta AJ, James AS, Curtin CM, et al. Surgery to restore upper extremity function in tetraplegia—preferences for early and frequent access to information. *PM R.* 2023;15(6):731–41.
30. Zhong S, Reed GE, Kalliainen LK. Upper extremity surgery in tetraplegia and the online information void. *Hand.* 2021;16(5):694–7.
31. Moltaji S, Novak CB, Dengler J. Nerve transfer surgery in spinal cord injury: online information sharing. *BMC Neurol.* 2021;21(1):177.
32. Curtin CM, Hayward RA, Kim HM, Gater DR, Chung KC. Physician perceptions of upper extremity reconstruction for the person with tetraplegia. *J Hand Surg Am.* 2005;30(1):87–93.
33. Curtin CM, Wagner JP, Gater DR, Chung KC. Opinions on the treatment of people with tetraplegia: contrasting perceptions of physiatrists and hand surgeons. *J Spinal Cord Med.* 2007;30(3):256–62.
34. Fox PM, Suarez P, Hentz VR, Curtin CM. Access to surgical upper extremity care for people with tetraplegia: an international perspective. *Spinal Cord.* 2015;53(4):302–5.
35. Huynh KA, Cho HE, Yue M, Wang L, Chung KC, Waljee JF. Patterns of upper extremity reconstruction for patients with tetraplegia across the United States: a retrospective study. *J Hand Surg Am.* 2021;46(11):952–62.e24. DOI: 10.1016/j.jhssa.2021.06.017
36. Mathers N, Ng CJ, Campbell MJ, Colwell B, Brown I, Bradley A. Clinical effectiveness of a patient decision aid to improve decision quality and glycaemic control in people with diabetes making treatment choices: a cluster randomised controlled trial (PANDAs) in general practice. *BMJ Open.* 2012;2(6):1–12.
37. Barry MJ. Academia and clinic office practice. *Ann Intern Med.* 2013;136:127–35.
38. Bailey RA, Pfeifer M, Shillington AC, et al. Effect of a patient decision aid (PDA) for type 2 diabetes on knowledge, decisional self-efficacy, and decisional conflict. *BMC Health Serv Res.* 2016;16(1):10.
39. Bourguignon L, Tong B, Geisler F, et al. International surveillance study in acute spinal cord injury confirms viability of multinational clinical trials. *BMC Med.* 2022;20(1):1–18. doi:10.1186/s12916-022-02395-0
40. Skladman R, L'Hotta AJ, Fox IK. Upper extremity surgery in cervical spinal cord injury: a prospective comparative mixed-methods study. In: *Midwestern Society of Plastic Surgeons Annual Meeting*; Chicago, IL; 2022.
41. Francoise C, Peter B, Curtin C, et al. Comparing gains in function after traditional tendon and novel nerve transfer for people with cervical-level spinal cord injury. In: *American Association for Plastic Surgeons 100th Annual Meeting*; San Diego, CA; 2022.
42. Desai R, L'hotta A, Kennedy C, et al. Caregiving for people with spinal cord injury undergoing upper extremity reconstructive surgery: a prospective exploration of lived experiences, peri-operative care, and change across time. *Top Spinal Cord Inj Rehabil.* 2023;29(3):58–70.
43. Stacey D, Légaré F, Boland L, et al. 20th Anniversary Ottawa decision support framework: part 3 overview of systematic reviews and updated framework. *Med Decis Making.* 2020;40(3):379–98.
44. Elwyn G, O'Connor A, Stacey D, et al. Developing a quality criteria framework for patient decision aids: online international Delphi consensus process. *BMJ.* 2006;333:417–9.
45. Durand MA, Witt J, Joseph-Williams N, et al. Minimum standards for the certification of patient decision support interventions: feasibility and application. *Patient Educ Couns.* 2015;98(4):462–8. doi:10.1016/j.pec.2014.12.009
46. Volk RJ, Llewellyn-Thomas H, Stacey D, Elwyn G. Ten years of the international patient decision aid standards collaboration: evolution of the core dimensions for assessing the quality of patient decision aids. *BMC Med Inform Decis Mak.* 2013;13(suppl 2):S1. Available from: <http://www.biomedcentral.com/1472-6947/13/S2/S1>
47. Joseph-Williams N, Newcombe R, Politi M, et al. Toward minimum standards for certifying patient decision aids: a modified delphi consensus process. *Med Decis Making.* 2014;34(6):699–710.
48. Syrowatka A, Krömker D, Meguerditchian AN, Tamblyn R. Features of computer-based decision aids: systematic review, thematic synthesis, and meta-analyses. *J Med Internet Res.* 2016;18(1):1–34.
49. Coulter A, Stilwell D, Kryworuchko J, Mullen PD, Ng CJ, Van Der Weijden T. A systematic development process for patient decision aids. *BMC Med Inform Decis Mak.* 2013;13(suppl 2):S2. Available from: <http://www.biomedcentral.com/1472-6947/13/S2/S2>
50. Harris PA, Taylor R, Thielke R, Payne J, Gonzalez N, Conde JG. Research electronic data capture (REDCap)—A metadata-driven methodology and workflow process for providing translational research informatics support. *J Biomed Inform.* 2009;42(2):377–81.
51. Harris PA, Taylor R, Minor BL, et al. The REDCap consortium: building an international community of software platform partners. *J Biomed Inform.* 2019;95:103208.
52. Légaré F, Kearing S, Clay K, et al. Are you SURE? Assessing patient decisional conflict with a 4-item screening test. *Can Fam Physician.* 2010;56(8):e308–14.
53. Morris NS, MacLean CD, Chew LD, Littenberg B. The single item literacy screener: evaluation of a brief instrument to identify limited reading ability. *BMC Fam Pract.* 2006;7:21.
54. O'Connor A, Cranney A. *User Manual—Acceptability*. Ottawa: Ottawa Hospital Research Institute; 1996. Available from: [http://decisionaid.ohri.ca/docs/develop/User\\_Manuals/UM\\_Acceptability.pdf](http://decisionaid.ohri.ca/docs/develop/User_Manuals/UM_Acceptability.pdf) [accessed 13 November, 2022].
55. Knops AM, Legemate DA, Goossens A, Bossuyt PMM, Ubbink DT. Decision aids for patients facing a surgical

- treatment decision: a systematic review and meta-analysis. *Ann Surg.* 2013;257(5):860–6.
56. Stacey D, Légaré F, Col NF, et al. Decision aids for people facing health treatment or screening decisions. *Cochrane Database Syst Rev.* 2014;1:CD001431.
  57. Snoek GJ, Ijzerman MJ, Hermens HJ, Maxwell D, Biering-Sorensen F. Survey of the needs of patients with spinal cord injury: impact and priority for improvement in hand function in tetraplegics. *Spinal Cord.* 2004;42(9):526–32.
  58. Punj V, Curtin C. Understanding and overcoming barriers to upper limb surgical reconstruction after tetraplegia: the need for interdisciplinary collaboration. *Arch Phys Med Rehabil.* 2016;97(6):S81–7. doi:10.1016/j.apmr.2015.11.022
  59. Dengler J, Perlman M, Jennett M. Increasing access to upper limb reconstruction in cervical spinal cord injury: a qualitative study of provider level barriers. In: American Society for Peripheral Nerve Annual Meeting; Carlsbad, CA; 2022.
  60. Politi MC, Lee CN, Philpott-Streiff SE, et al. A randomized controlled trial evaluating the BREASTChoice tool for personalized decision support about breast reconstruction after mastectomy. *Ann Surg.* 2020;271(2):230–7.
  61. National Spinal Cord Injury Statistical Center. *Spinal Cord Injury, Facts and Figures at a Glance.* Birmingham (AL): NSCISC; 2021.