



Aalborg Universitet

AALBORG UNIVERSITY
DENMARK

Comparisons of Effectiveness and Safety between On-label Dosing, Off-label Underdosing and Off-label Overdosing in Asian and Non-Asian Atrial Fibrillation Patients Treated with Rivaroxaban: a Systematic Review and Meta-analysis of Observational Studies

Chan, Yi-Hsin; Chan, Chih-Yu; Chen, Shao-Wei; Chao, Tze-Fan; Lip, Gregory Y. H.

Published in:
Europace

DOI (link to publication from Publisher):
[10.1093/europace/euad288](https://doi.org/10.1093/europace/euad288)

Creative Commons License
CC BY-NC 4.0

Publication date:
2023

Document Version
Publisher's PDF, also known as Version of record

[Link to publication from Aalborg University](#)

Citation for published version (APA):
Chan, Y-H., Chan, C-Y., Chen, S-W., Chao, T-F., & Lip, G. Y. H. (2023). Comparisons of Effectiveness and Safety between On-label Dosing, Off-label Underdosing and Off-label Overdosing in Asian and Non-Asian Atrial Fibrillation Patients Treated with Rivaroxaban: a Systematic Review and Meta-analysis of Observational Studies. *Europace*, 25(10), [euad288]. <https://doi.org/10.1093/europace/euad288>

General rights

Copyright and moral rights for the publications made accessible in the public portal are retained by the authors and/or other copyright owners and it is a condition of accessing publications that users recognise and abide by the legal requirements associated with these rights.

- Users may download and print one copy of any publication from the public portal for the purpose of private study or research.
- You may not further distribute the material or use it for any profit-making activity or commercial gain
- You may freely distribute the URL identifying the publication in the public portal -

Comparisons of effectiveness and safety between on-label dosing, off-label underdosing, and off-label overdosing in Asian and non-Asian atrial fibrillation patients treated with rivaroxaban: a systematic review and meta-analysis of observational studies

Yi-Hsin Chan ^{1,2,3}, Chih-Yu Chan ², Shao-Wei Chen ⁴, Tze-Fan Chao ^{5,6*†}, and Gregory Y.H. Lip ^{7,8†}

¹Cardiovascular Department, Chang Gung Memorial Hospital, Linkou, Taoyuan 33305, Taiwan; ²College of Medicine, Chang Gung University, Taoyuan 33302, Taiwan; ³Microscopy Core Laboratory, Chang Gung Memorial Hospital, Linkou, Taoyuan 33305, Taiwan; ⁴Division of Thoracic and Cardiovascular Surgery, Department of Surgery, Chang Gung Memorial Hospital, Linkou Medical Center, Chang Gung University, Taoyuan, Taiwan; ⁵Division of Cardiology, Department of Medicine, Taipei Veterans General Hospital, Taipei 11217, Taiwan; ⁶Institute of Clinical Medicine, Cardiovascular Research Center, National Yang Ming Chiao Tung University, Taipei 112304, Taiwan; ⁷Liverpool Centre for Cardiovascular Science at University of Liverpool, Liverpool John Moores University and Liverpool Heart & Chest Hospital, Liverpool, UK; and ⁸Department of Clinical Medicine, Aalborg University, Aalborg, Denmark

Received 10 May 2023; accepted after revision 18 September 2023; online publish-ahead-of-print 20 September 2023

Aims

Limited real-world data show that rivaroxaban following dosage criteria from either ROCKET AF [20 mg/day or 15 mg/day if creatinine clearance (CrCl) < 50 mL/min] or J-ROCKET AF (15 mg/day or 10 mg/day if CrCl < 50 mL/min) is associated with comparable risks of thromboembolism and bleeding with each other in patients with non-valvular atrial fibrillation (NVAF). We are aimed to study whether these observations differ between Asian and non-Asian subjects.

Methods and results

A systematic review and meta-analysis with random effects was conducted to estimate the aggregate hazard ratio (HR) and 95% confidence interval (CI) using PubMed and MEDLINE databases from 8 September 2011 to 31 December 2022 searched for adjusted observational studies that reported relevant clinical outcomes of NVAF patients receiving rivaroxaban 10 mg/day if CrCl > 50 mL/min, on-label dose rivaroxaban eligible for ROCKET AF or J-ROCKET AF, and rivaroxaban 20 mg/day if CrCl < 50 mL/min. Effectiveness and safety endpoints were compared between ROCKET AF and J-ROCKET AF dosing regimen in Asian and non-Asian subjects, separately. Also, risks of events of rivaroxaban 10 mg/day despite of CrCl > 50 mL/min and rivaroxaban 20 mg/day despite of CrCl < 50 mL/min were compared to that of 'ROCKET AF/J-ROCKET AF dosing'. Sensitivity analyses were performed by sequential elimination of each study from the pool. The meta-regression analysis was performed to explore the influence of potential factors on the effectiveness and safety outcomes. Eighteen studies involving 67 571 Asian and 54 882 non-Asian patients were included. Rivaroxaban following J-ROCKET AF criteria was associated with comparable risks of thromboembolism in the Asian subgroup, whereas rivaroxaban following J-ROCKET AF criteria was associated with higher risks of all-cause mortality (HR:1.30; 95% CI:1.05–1.60) compared with that of ROCKET AF criteria in the non-Asian population. There were no differences in risks of major bleeding between rivaroxaban following J-ROCKET AF vs. ROCKET AF criteria either in the Asian or non-Asian population. The use of rivaroxaban 10 mg despite of CrCl > 50 mL/min was associated with a higher risk of thromboembolism (HR:1.64; 95% CI:1.28–2.11) but lower risk of major bleeding (HR:0.72; 95% CI:0.57–0.90) compared with eligible dosage

* Corresponding author. Tel: 886 2 2875 7156; fax: 886 2 2875 5656. E-mail address: eyckeyck@gmail.com

† Tze-Fan Chao, MD, PhD and Gregory Y.H. Lip, MD are joint senior authors.

© The Author(s) 2023. Published by Oxford University Press on behalf of the European Society of Cardiology.

This is an Open Access article distributed under the terms of the Creative Commons Attribution-NonCommercial License (<https://creativecommons.org/licenses/by-nc/4.0/>), which permits non-commercial re-use, distribution, and reproduction in any medium, provided the original work is properly cited. For commercial re-use, please contact journals.permissions@oup.com

criteria. The use of rivaroxaban 20 mg despite of CrCl < 50 mL/min was associated with worse clinical outcomes in the risks of thromboembolism (HR:1.32; 95% CI:1.09–1.59), mortality (HR:1.33; 95% CI:1.10–1.59), and major bleeding (HR:1.26; 95% CI:1.03–1.53) compared with eligible dosage criteria. The pooled results were generally in line with the primary effectiveness and safety outcomes by removing a single study at one time. Meta-regression analyses failed to detect the bias in most potential patient characteristics associated with the clinical outcomes.

Conclusion

Rivaroxaban dosing regimen following J-ROCKET criteria may serve as an alternative to ROCKET AF criteria for the Asian population with NVAF, whereas the dosing regimen following ROCKET AF criteria was more favourable for the non-Asian population. The use of rivaroxaban 10 mg despite of CrCl > 50 mL/min was associated with a higher risk of thromboembolism but a lower risk of major bleeding, while use of rivaroxaban 20 mg despite of CrCl < 50 mL/min was associated with worse outcome in most clinical events.

Graphical Abstract

Comparisons of Effectiveness and Safety between On-label Dosing, Off-label Underdosing and Off-label Overdosing in Asian and Non-Asian Atrial Fibrillation Patients Treated with Rivaroxaban

PubMed and MEDLINE searching (160 articles)

18 articles included

67,571 Asian patients (China, Japan, Korea, Taiwan)
54,882 non-Asian patients (Canada, Europe, Spain, USA, UK)

Rivaroxaban (R) dosage

<J-ROCKET AF dosage criteria>

R 15 mg or

10 mg daily (CrCl < 50 ml/min)

<ROCKET AF dosage criteria>

R 20 mg or

15 mg daily (CrCl < 50 ml/min)

<R 10 mg if CrCl > 50 ml/min>

<R 20 mg if CrCl < 50 ml/min>

J-ROCKET AF vs. ROCKET AF dosage criteria (Hazard ratio (HR) [95% CI])

	Asian population	Non-Asian population
Ischemic stroke/systemic embolism	1.01 [0.87-1.16]	1.26 [0.98-1.63]
All-cause mortality	0.81 [0.56-1.17]	1.30 [1.05-1.61]* ↑
Major bleeding	0.93 [0.68-1.26]	1.11 [0.97-1.27]

R 10 mg daily despite of CrCl > 50 ml/min vs. Labeling dosage criteria (HR [95%CI])

	Asian population
Ischemic stroke/systemic embolism	1.64 [1.28-2.11]* ↑
All-cause mortality	0.99 [0.74-1.32]
Major bleeding	0.72 [0.57-0.90]* ↓
Any bleeding	0.70 [0.62-0.78]* ↓

R 20 mg daily despite of CrCl < 50 ml/min vs. Labeling dosage criteria (HR [95%CI])

	Asian and non-Asian population
Ischemic stroke/systemic embolism	1.32 [1.09-1.59]* ↑↑
All-cause mortality	1.33 [1.10-1.59]* ↑↑
Major bleeding	1.26 [1.03-1.53]* ↑↑ *P < 0.05

- Rivaroxaban dosing regimen following J-ROCKET criteria (15 mg or 10 mg if CrCl < 50 ml/min) may serve as an alternative to ROCKET-AF criteria (20 mg or 15 mg if CrCl < 50 ml/min) in the Asian population for stroke prevention
- The dosing regimen following ROCKET AF criteria was still more favorable for the non-Asian population
- Use of rivaroxaban 10 mg despite of CrCl > 50ml/min was associated with a higher risk of thromboembolism but a lower risk of major bleeding in Asian population for stroke prevention
- Use of rivaroxaban 20 mg despite of CrCl < 50ml/min was associated with worse outcome in most clinical events

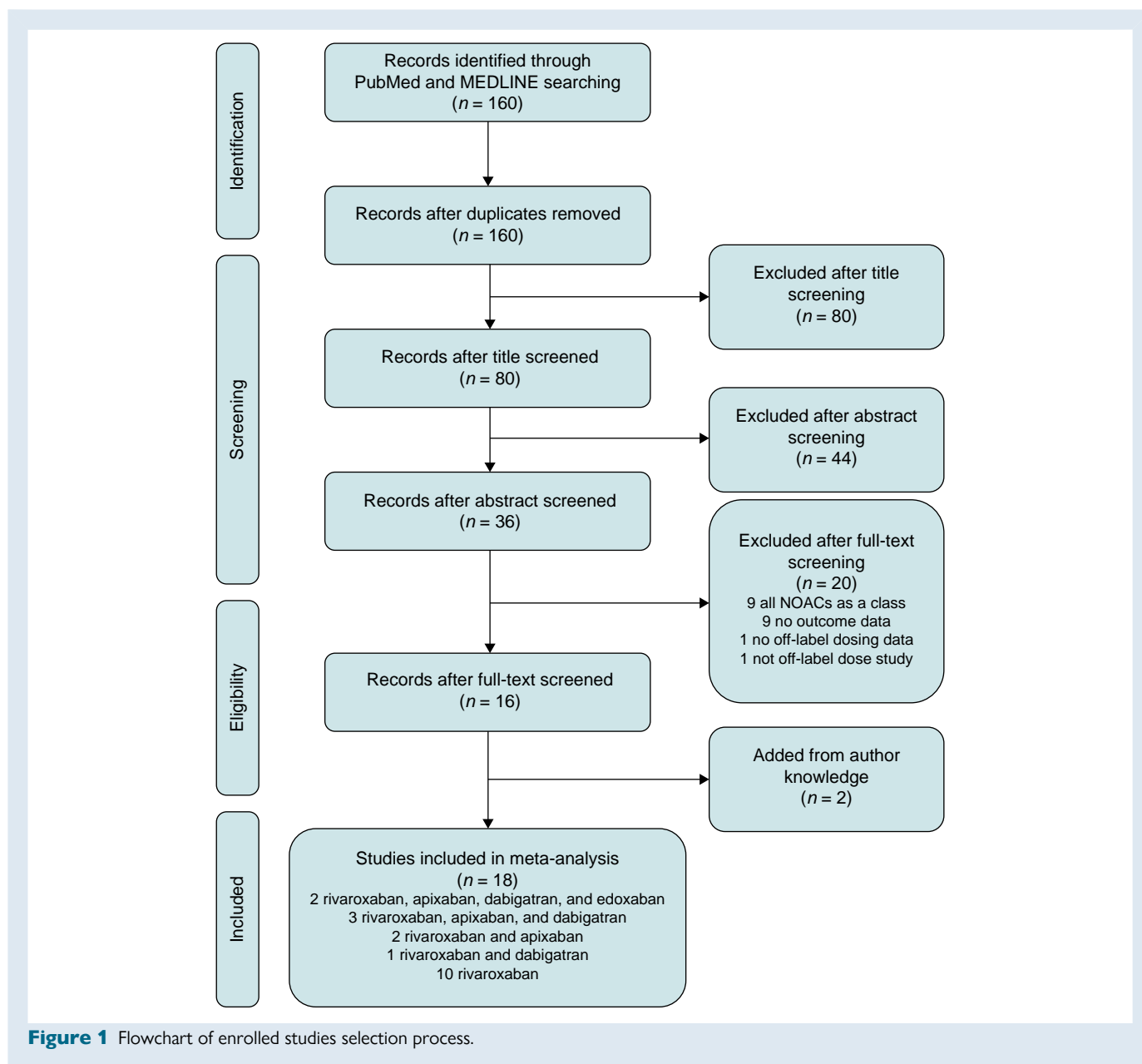
Keywords

Atrial fibrillation • Factor Xa inhibitor • Mortality • Ischaemic stroke • Major bleeding • Major gastrointestinal bleeding • Intracranial haemorrhage • Rivaroxaban • Warfarin

Introduction

The global ROCKET AF study was the pivotal study that investigated the efficacy and safety of rivaroxaban 20 mg daily [15 mg daily if serum creatinine clearance (CrCl) < 50 mL/min] compared to warfarin therapy for stroke prevention in patients with non-valvular atrial fibrillation (NVAF). The trial results showed that rivaroxaban was associated with a comparable risk of stroke/systemic embolism and major bleeding to warfarin in

patients with NVAF.¹ The J-ROCKET AF trial was a similar but much smaller study to compare the efficacy and safety of rivaroxaban 15 mg daily [10 mg daily if creatinine clearance (CrCl) < 50 mL/min] and warfarin in Japanese with NVAF, which also showed a comparable risk of thromboembolism and major bleeding with rivaroxaban 15/10 mg daily vs. warfarin.² Recent meta-analysis has shown that a higher prevalence (~22%) of off-label underdosed rivaroxaban was commonly prescribed in patients with NVAF worldwide (e.g. use of rivaroxaban 15 mg daily



despite of $\text{CrCl} > 50 \text{ mL/min}$, which was not eligible for the ROCKET AF dosage criteria but eligible for the J-ROCKET AF dosage criteria),³ allowing the opportunity to investigate the effectiveness and safety between the two dosage criteria worldwide. In the present study, we aimed to perform a systematic review of the available real-world evidence or prospective registries to compare relevant clinical outcomes of AF patients receiving off-label underdosing rivaroxaban (10 mg daily if $\text{CrCl} > 50 \text{ mL/min}$), on-label dose rivaroxaban eligible for ROCKET AF or J-ROCKET AF, and off-label overdosing rivaroxaban (20 mg daily if $\text{CrCl} < 50 \text{ mL/min}$) specifically focused on Asian or non-Asian population separately.

Methods

Search strategy and inclusion criteria

We followed the PRISMA (preferred reporting items for systematic reviews and meta-analyses) and MOOSE (Meta-analyses of Observational

Studies in Epidemiology) guidelines when performing the meta-analyses.^{4,5} Two independent reviewers (Y.-H.C. and C.-Y.C.) conducted a comprehensive search of PubMed and Medline between 8 September 2011 and 31 December 2022. The search items were (rivaroxaban) AND (atrial fibrillation) AND (inappropriate OR off-label OR underdose OR underdosing OR overdose OR overdosing OR non-recommended dose OR non-recommended dosing). We included prospective or retrospective studies comparing rivaroxaban following different dose regimen with each other.

Outcome measures

The assessed outcomes included thromboembolism (ischaemic stroke/stroke or systemic embolism), all-cause mortality, major bleeding, intracranial haemorrhage (ICH), gastrointestinal bleeding (GIB), and any bleeding.

Quality assessment

Two researchers (Y.-H.C. and C.-Y.C.) independently extracted study data using a predetermined form and assessed the quality of observational studies using the Newcastle–Ottawa Scale, which evaluates the selection of

Table 1 Information of the included studies

Author	Region	Enrolled period	Data source	Primary statistical method	Number of patients treated with rivaroxaban ^a	Number of patients treated with rivaroxaban eligible for J-ROCKET AF ^a	Number of patients treated with rivaroxaban eligible for ROCKET AF ^a	Number of patients treated with rivaroxaban 10 mg despite of CrCl > 50 mL/min ^a	Number of patients treated with rivaroxaban 20 mg despite of CrCl < 50 mL/min ^a
Amarenco et al. 2019 ⁶	Europe, Canada, Israel	2012–2013	The XANTUS (prospective)	MLR	6784	583	3608	NR	232
Atarashi et al. 2021 ⁷	Japan	2013–2014	The EXPAND (prospective)	PSM	6806	5089	108	1609	NR
Kim et al. 2021 ⁸	Korea	2012–2017	Hospital-based electrical medical database	PSM	283	177	106	NR	NR
Yagi et al. 2020 ⁹	Japan	2012–2017	Hospital-based electrical medical database (retrospective)	Not adjusted	631	500	8	123	NR
Cho et al. 2020 ¹⁰	Korea	2015–2016	National Health Insurance Service database (retrospective)	IPTW	9639	4879	4760	NR	NR
González-Pérez et al. 2022 ¹¹	UK	2012–2018	IQVIA Medical Research Data UK database (retrospective)	MLR	14 284	888	12 590	NR	806
Alcuský et al. 2020 ¹²	USA	2011–2016	Medicare beneficiaries database (retrospective)	MLR	3735	1647	1658	NR	430
Ikeda et al. 2019 ¹⁵	Japan	2012–2014	The XAPASS (retrospective)	IPTW	6521	4185	NR	2336	NR
Yu et al. 2020 ¹⁶	Korea	2013–2016	National Health Insurance Service database (prospective)	MLR	20 143	5426	12 332	NR	2385
Arashi et al. 2020 ¹⁷	Japan	2015–2017	The AFIRE (retrospective) (prospective)	PSM	1378	1022	NR	356	NR

Continued

Table 1 Continued

Author	Region	Enrolled period	Data source	Primary statistical method	Number of patients treated with rivaroxaban ^a	Number of patients treated with rivaroxaban eligible for J-ROCKET AF ^a	Number of patients treated with rivaroxaban eligible for ROCKET AF ^a	Number of patients treated with rivaroxaban 10 mg despite of CrCl > 50 mL/min ^a	Number of patients treated with rivaroxaban 20 mg despite of CrCl < 50 mL/min ^a
Briasoulis et al. 2020 ¹⁸	USA	2010–2016	Medicare beneficiaries database (retrospective)	PSM	19 712	2 551	13 257	NR	3 904
Lee et al. 2019 ¹⁹	Korea	2014–2016	National Health Insurance Service database (retrospective)	PSM	13 594	5 796	7 798	NR	NR
Xu et al. 2022 ²⁰	China	2016–2020	Hospital-based electrical medical database (retrospective)	PSM	1 227	890	337	NR	NR
Yao et al. 2017 ²¹	USA	2010–2015	OptumLabs Data Warehouse (retrospective)	PSM	6 428	815	5 188	NR	425
Ashraf et al. 2021 ²²	USA	2001–2017	Hospital-based electrical medical database (retrospective)	MLR	2 518	440	2 078	NR	NR
Chan et al. 2020 ²³	Taiwan	2012–2018	Hospital-based electrical medical database (retrospective)	MLR	5 135	2 837	1 354	858	86
Cheng et al. 2021 ²⁴	Taiwan	2012–2016	Hospital-based electrical medical database (retrospective)	MLR	2 214	1 373	257	584	NR
Fernandez et al. 2021 ²⁵	Spain	2016–2019	The EMIR (prospective)	MLR	1 421	138	1 183	NR	100

NR, not reported; APT, antiplatelet agent; BMI, body mass index; CHA₂DS₂-VASc, congestive heart failure, hypertension, age 75 years or older, diabetes mellitus, previous stroke/transient ischaemic attack, vascular disease, age 65 to 74 years, female; CKD, chronic kidney disease; CrCl, creatinine clearance rate; HAS-BLED, hypertension, abnormal renal or liver function, stroke, bleeding history, labile INR, age 65 years or older, and antiplatelet drug or alcohol use; IPTW, inverse probability of treatment weighting; MLR, multivariable logistic regression; PSM, propensity score matching; sCr, serum creatinine.

^aCrude patient number before adjustment.

Continued

Table 1 Continued

Author	Age (mean)	Female (%)	Body weight (kg)	BMI (kg/m ²)	CrCl (mL/min)	CrCl < 50	CKD or CrCl < 50	CHA ₂ DS ₂ -VASC	HAS-BLED	Bleeding history	Heart failure	Hypertension	Diabetes	Stroke or TIA	Vascular disease	Dyslipidaemia	Use of APT
Amarenco et al. 2019 ⁶	71.5	41	83.0	28.2	NR	9%	9%	3.4	NR	NR	19%	75%	20%	19%	10%	NR	18%
Atarashi et al. 2021 ⁷	71.6	32	62.7	NR	NR	22%	22%	3.4	1.4	4%	27%	71%	25%	24%	4%	42%	9%
Kim et al. 2021 ⁸	72.5	45	NR	NR	NR	NR	NR	3.3	NR	NR	9%	63%	24%	20%	11%	NR	NR
Yagi et al. 2020 ⁹	69.1	22	67.1	NR	75.4	16%	16%	2.2	1.5	NR	17%	54%	16%	6%	5%	31%	11%
Cho et al. 2020 ¹⁰	69.8	40	NR	25.5	72.7	2%	2%	3.3	2.4	NR	19%	89%	47%	2%	11%	NR	9%
González-Pérez et al. 2022 ¹¹	74.9	43	NR	NR	NR	42%	42%	3.4	1.7	27%	16%	67%	NR	13%	27%	NR	46%
Alcusky et al. 2020 ¹²	84	69	NR	NR	NR	19%	19%	5	3*	NR	33%	84%	35%	23%	26%	NR	23%
Ikedda et al. 2019 ¹⁵	69.5	31	65.3	24.8	78.8	0%	0%	3.1	1.3	NR	21%	74%	23%	21%	3%	NR	13%
Yu et al. 2020 ¹⁶	70.5	40	NR	NR	NR	8%	8%	4.6	NR	NR	61%	96%	32%	46%	29%	92%	16%
Arashi et al. 2020 ¹⁷	71.4	14	68.6	25.4	74.3	0%	0%	3.7	2.1	1%	30%	87%	45%	13%	34%	71%	36%
Briasoulis et al. 2020 ¹⁸	NR	50	NR	NR	NR	47%	47%	NR	NR	25%	28%	93%	49%	24%	43%	NR	26%
Lee et al. 2019 ¹⁹	71.2	45	63.8	24.7	82.3	0%	0%	3.5	NR	0%	30%	72%	22%	0%	3%	42%	NR
Xu et al. 2022 ²⁰	64.2	43	65.8	NR	75.8	NR	NR	2.1	1.3	NR	5%	81%	26%	2%	7%	NR	NR
Yao et al. 2017 ²¹	70.6	43	NR	NR	69.9	17%	17%	NR	NR	11%	40%	90%	42%	14%	28%	82%	8%
Ashraf et al. 2021 ²²	73.8	44	NR	30.6	sCr: 1.1	17%	17%	3.7	2.4+	NR	NR	83%	28%	22%	29%	66%	NR
Chan et al. 2020 ²³	74.2	42	65.4	NR	60.9	25%	25%	3.5	2.8	NR	11%	75%	34%	17%	12%	43%	54%
Cheng et al. 2021 ²⁴	75.7	36	NR	NR	71.3	NR	NR	2.9	NR	8%	25%	57%	22%	2%	9%	NR	24%
Fernandez et al. 2021 ²⁵	74.2	44	79.7	29.1	76.0	16%	16%	3.5	1.6	3%	23%	79%	27%	13%	17%	55%	8%

Continued

Table 1 Continued

Author	IS/SE ^a (rate per 100 PYs)	Mortality ^a (rate per 100 PYs)	Major bleeding ^a (rate per 100 PYs)
Amarencio et al. 2019 ⁶	1.9 (20 or 15 mg if CrCl > 50 or < 50; ROCKET AF) 2.7 (15 mg if CrCl > 50; J-ROCKET AF) 2.9 (20 mg if CrCl < 50)	1.9 (20 or 15 mg if CrCl > 50 or < 50; ROCKET AF) 3.1 (15 mg if CrCl > 50; J-ROCKET AF) 3.8 (20 mg if CrCl < 50)	2.6 (20 or 15 mg if CrCl > 50 or < 50; ROCKET AF) 3.9 (15 mg if CrCl > 50; J-ROCKET AF) 2.9 (20 mg if CrCl < 50)
Ahtarashi et al. 2021 ⁷	1.57 (15 mg if CrCl < 50; ROCKET AF) 0.83 (15 mg if CrCl > 50; J-ROCKET AF) 1.46 (10 mg if CrCl < 50; J-ROCKET AF) 0.88 (10 mg if CrCl > 50)	5.09 (15 mg if CrCl < 50; ROCKET AF) 0.75 (15 mg if CrCl > 50; J-ROCKET AF) 3.69 (10 mg if CrCl < 50; J-ROCKET AF) 1.67 (10 mg if CrCl > 50)	3.53 (15 mg if CrCl < 50; ROCKET AF) 1.01 (15 mg if CrCl > 50; J-ROCKET AF) 1.80 (10 mg if CrCl < 50; J-ROCKET AF) 1.13 (10 mg if CrCl > 50)
Kim et al. 2021 ⁸	1.9 (20 mg if CrCl > 50; ROCKET AF) 2.8 (15 mg if CrCl > 50; J-ROCKET AF)	0.9 (20 mg if CrCl > 50; ROCKET AF) 1.7 (15 mg if CrCl > 50; J-ROCKET AF)	0.9 (20 mg if CrCl > 50; ROCKET AF) 2.3 (15 mg if CrCl > 50; J-ROCKET AF)
Yagi et al. 2020 ⁹	0.0 (15 mg if CrCl < 50; ROCKET AF) 0.1 (15 mg if CrCl > 50; J-ROCKET AF) 0.0 (10 mg if CrCl < 50; J-ROCKET AF) 0.0 (10 mg if CrCl > 50)	0.0 (15 mg if CrCl < 50; ROCKET AF) 0.0 (15 mg if CrCl > 50; J-ROCKET AF) 0.9 (10 mg if CrCl < 50; J-ROCKET AF) 0.8 (10 mg if CrCl > 50)	0.0 (15 mg if CrCl < 50; ROCKET AF) 0.7 (15 mg if CrCl > 50; J-ROCKET AF) 1.9 (10 mg if CrCl < 50; J-ROCKET AF) 0.8 (10 mg if CrCl > 50)
Cho et al. 2020 ¹⁰	2.0 (20 mg if CrCl > 50; ROCKET AF) 2.5 (15 mg if CrCl > 50; J-ROCKET AF)	1.7 (20 mg if CrCl > 50; ROCKET AF) 1.9 (15 mg if CrCl > 50; J-ROCKET AF)	1.7 (20 mg if CrCl > 50; ROCKET AF) 2.2 (15 mg if CrCl > 50; J-ROCKET AF)
González-Pérez et al. 2022 ¹¹	1.7 (20 mg if CrCl < 50; overdosing) ^d 1.1 (20 mg if CrCl > 50; ROCKET AF) ^d 1.5 (15 mg if CrCl < 50; ROCKET AF) ^b 2.4 (15 mg if CrCl > 50; J-ROCKET AF) ^d 1.75 (2011–2013) ^b 1.89 (2014–2016) ^b	7.3 (20 mg if CrCl < 50; ROCKET AF) ^d 23.1 (15 mg if CrCl < 50; ROCKET AF) ^d 32.0 (15 mg if CrCl > 50; J-ROCKET AF) ^d 28.18 (2011–2013) ^b 31.17 (2014–2016) ^b	NR
Alcusky et al. 2020 ¹²	1.5 (15 or 10 mg if CrCl > 50 or < 50; J-ROCKET AF) ^c 2.2 (10 mg if CrCl > 50) ^c	NR	6.22 (2011–2013) ^b 6.58 (2014–2016) ^b
Ikeda et al. 2019 ¹⁵	5.8 (20 mg if CrCl < 50)	5.4 (20 mg if CrCl < 50)	1.6 (15 or 10 mg if CrCl > 50 or < 50; J-ROCKET AF) ^c 1.3 (10 mg if CrCl > 50) ^c
Yu et al. 2020 ¹⁶	4.0 (20 or 15 mg if CrCl > 50 or < 50; ROCKET AF) 4.0 (15 if CrCl > 50; J-ROCKET AF)	3.1 (20 or 15 mg if CrCl > 50 or < 50; ROCKET AF) 3.2 (15 if CrCl > 50; J-ROCKET AF)	4.8 (20 mg if CrCl < 50) 2.9 (20 or 15 mg if CrCl > 50 or < 50; ROCKET AF) 3.0 (15 if CrCl > 50; J-ROCKET AF)
Arashi et al. 2020 ¹⁷	1.1 (15 or 10 mg if CrCl > 50 or < 50; J-ROCKET AF) 0.7 (10 mg if CrCl > 50)	1.4 (15 or 10 mg if CrCl > 50 or < 50; J-ROCKET AF) 1.6 (10 mg if CrCl > 50)	2.2 (15 or 10 mg if CrCl > 50 or < 50; J-ROCKET AF) 0.8 (10 mg if CrCl > 50)
Briasoulis et al. 2020 ¹⁸	4.3 (20 mg if CrCl < 50) 2.6 (20 mg if CrCl > 50; ROCKET AF) 5.7 (15 mg if CrCl < 50; ROCKET AF) 4.0 (15 mg if CrCl > 50; J-ROCKET AF)	NR	7.9 (20 mg if CrCl < 50) 4.3 (20 mg if CrCl > 50; ROCKET AF) 9.9 (15 mg if CrCl < 50; ROCKET AF) 6.7 (15 mg if CrCl > 50; J-ROCKET AF)
Lee et al. 2019 ¹⁹	2.2 (20 mg if CrCl > 50; ROCKET AF) ^c 2.6 (15 mg if CrCl > 50; J-ROCKET AF) ^c	3.6 (20 mg if CrCl > 50; ROCKET AF) ^c 4.3 (15 mg if CrCl > 50; J-ROCKET AF) ^c	2.3 (20 mg if CrCl > 50; ROCKET AF) ^c 2.7 (15 mg if CrCl > 50; J-ROCKET AF) ^c
Xu et al. 2022 ²⁰	0.6 (20 or 15 mg if CrCl > 50 or < 50; ROCKET AF) ^d 1.8 (15 if CrCl > 50; J-ROCKET AF) ^d	9.2 (20 or 15 mg if CrCl > 50 or < 50; ROCKET AF) ^d 2.9 (15 if CrCl > 50; J-ROCKET AF) ^d	2.4 (20 or 15 mg if CrCl > 50 or < 50; ROCKET AF) ^d 0.2 (15 if CrCl > 50; J-ROCKET AF) ^d
Yao et al. 2017 ²¹	2.8 (20 mg if CrCl < 50) ^c 1.7 (20 mg if CrCl > 50; ROCKET AF) ^c 1.2 (15 mg if CrCl < 50; ROCKET AF) ^c 1.2 (15 mg if CrCl > 50; J-ROCKET AF) ^c	NR	11.0 (20 mg if CrCl < 50) ^c 4.9 (20 mg if CrCl > 50; ROCKET AF) ^c 5.9 (15 mg if CrCl < 50; ROCKET AF) ^c 5.4 (15 mg if CrCl > 50; J-ROCKET AF) ^c
Ashraf et al. 2021 ²²	18.9 for 5 years (on-label) ^{de} 22.4 for 5 years (underdosing) ^{de}	13.0 for 5 years (on-label) ^{de} 18.7 for 5 years (underdosing) ^{de}	8.3 for 5 years (on-label) ^{de} 10.2 for 5 years (underdosing) ^{de}
Chan et al. 2020 ²³	4.3 (20 mg if CrCl < 50) 2.0 (20 or 15 mg if CrCl > 50 or < 50; ROCKET AF) 1.4 (15 or 10 mg if CrCl > 50 or < 50; J-ROCKET AF) 2.7 (10 mg if CrCl > 50)	4.5 (20 mg if CrCl < 50) 7.8 (20 or 15 mg if CrCl > 50 or < 50; ROCKET AF) 4.8 (15 or 10 mg if CrCl > 50 or < 50; J-ROCKET AF) 4.5 (10 mg if CrCl > 50)	2.4 (20 mg if CrCl < 50) 1.3 (20 or 15 mg if CrCl > 50 or < 50; ROCKET AF) 0.7 (15 or 10 mg if CrCl > 50 or < 50; J-ROCKET AF) 0.5 (10 mg if CrCl < 50)
Cheng et al. 2021 ²⁴	0.9 (20 or 15 mg if CrCl > 50 or < 50; ROCKET AF or 15 or 10 mg if CrCl > 50 or < 50; J-ROCKET AF) 2.8 (10 mg if CrCl < 50)	NR	NR

Continued

Table 1 Continued

Author	IS/SE ^a (rate per 100 PYs)	Mortality ^b (rate per 100 PYs)	Major bleeding ^a (rate per 100 PYs)
Fernandez et al. 2021 ²⁵	1.1 (20 mg if CrCl < 50) 0.5 (20 or 15 mg if CrCl > 50 or < 50; ROCKET AF) 0.4 (15 if CrCl > 50; J-ROCKET AF)	3.4 (20 mg if CrCl < 50) 2.3 (20 or 15 mg if CrCl > 50 or < 50; ROCKET AF) 5.8 (15 if CrCl > 50; J-ROCKET AF)	2.3 (20 mg if CrCl < 50) 0.8 (20 or 15 mg if CrCl > 50 or < 50; ROCKET AF) 1.3 (15 if CrCl > 50; J-ROCKET AF)

IS/SE, ischemic stroke/systemic embolism; PY, patient-year; TIA, transient ischemic attack.
^aCrude annual incidence rate before adjustment.
^bNot reporting annual incidence rate for patients treated with on-labelling, underdosing, and overdosing rivaroxaban individually.
^cOnly reporting annual incidence rate after adjustment.
^dOnly reporting overall incidence rate without annual adjustment.
^eNot reporting annual incidence rate for rivaroxaban, dabigatran, or apixaban individually.
^fATRIA bleeding score.

study groups (4 points), comparability of groups (2 points), and ascertainment of exposure and outcomes (3 points), for a total score of 9 points. A score between 0 and 3 indicates a very high risk of bias, while a score between 4 and 6 indicates a high risk of bias, and a score between 7 and 9 indicates a low risk of bias.

Statistical analysis

All statistical analyses were performed by using the Review Manager 5.4 (The Cochrane Collaboration 2014, The Nordic Cochrane Center, Copenhagen, Denmark) and STATA version 14.0 (StataCorp, College Station, TX, USA). The logarithmic hazard ratio (HR) of the matched or adjusted effect estimates and the corresponding errors were pooled based on the use of inverse variance and random effect analysis. There were four studies only reporting event number and incidence rate of clinical outcomes among patients treated with rivaroxaban following different dosage criteria.^{6–9} Therefore, the HR and 95% confidence interval (CI) was calculated using the number of events observed and the total number of person-years of observation in study groups reported in these studies. There were three studies reporting the HR regarding to the rivaroxaban following different dosage criteria vs. warfarin.^{10–12} Therefore, the HR between the rivaroxaban following different dosage criteria was derived using the indirect comparison.¹³ The degree of heterogeneity between studies was evaluated by using the I^2 index. Value of <25%, 25–50%, and ≥50% was defined as low, moderate, and high degrees of heterogeneity, respectively.¹⁴ We used the funnel plot of the reported effect estimates to assess the risk of publication bias. A sensitivity analysis was conducted by removing one study at a time from the meta-analysis in order to determine the impact of the study on the overall results. A meta-regression analysis was performed to determine the factors that influenced the results. For all comparison in the present study, $P < 0.05$ was taken as statistically significant.

Eligibility and dosage adjustment of non-vitamin K antagonist oral anticoagulants

In the present study, patients treated with rivaroxaban were classified into 'rivaroxaban 10 mg daily if CrCl > 50 mL/min', 'J-ROCKET AF dosage criteria (15 mg daily if CrCl > 50 mL/min or 10 mg daily if CrCl < 50 mL/min)', 'ROCKET AF dosage criteria (20 mg daily if CrCl > 50 mL/min or 15 mg daily if CrCl < 50 mL/min)', and 'rivaroxaban 20 mg daily if CrCl < 50 mL/min' generally based on the dosage reduction criteria of pivotal rivaroxaban randomized trials.^{1,2}

Of note, the Taiwan FDA approved rivaroxaban regimen following either the ROCKET AF or J-ROCKET AF dosage criteria for stroke prevention in AF patients.^{1,2} The Japan FDA approved only rivaroxaban regimen following the J-ROCKET AF dosage criteria,² while other countries/region outside Japan and Taiwan approved only rivaroxaban regimen following the ROCKET AF dosage criteria, for stroke prevention in AF patients.¹ Of note, patients receiving rivaroxaban 15 mg daily despite of CrCl > 50 mL/min outside Japan or Taiwan were classified to be eligible for the J-ROCKET AF dosage criteria, even though the J-ROCKET AF dosage criteria has not been approved in those countries; patients treated with off-label rivaroxaban 15 mg daily despite of CrCl < 50 mL/min in Japan were classified to be eligible for ROCKET AF dosage criteria, even though the ROCKET AF dosage criteria has not been approved in Japan.

Results

Study selection and characteristics

Figure 1 describes the study selection process. Overall, 160 articles were identified, and 124 were excluded after screening titles and abstracts. Subsequently, 20 studies were removed from the full-text review process [nine all non-vitamin K antagonist oral anticoagulants (NOACs) as a class, nine no outcome data, one no off-label dosing data, and one not off-label dose study]. Finally, 18 studies (with two studies added from author knowledge) involving 67 571 Asian and 54 882 non-Asian patients were included.^{6–12,15–25} Among the 18 studies, 11 were conducted in Asia population (two in Taiwan, four in Japan, four in Korea, and one in China)^{7–10,15–17,19,20,23,24} and 7 in non-Asia

A Effectiveness
IS/SE

Study or Subgroup	log [Hazard ratio]	J-ROCKET AF			ROCKET AF		Hazard ratio	
		SE	Total	Total	Total	Weight	IV, random, 95% CI	IV, random, 95% CI
3.1.1 Asian								
Atarashi, 2021 (Japan)	-0.7523	1.2259	108	108	0.4%	0.47 [0.04, 5.21]		
Chan, 2020 (Taiwan)	-0.1985	0.1855	2837	1354	13.2%	0.82 [0.57, 1.18]		
Cho, 2020 (Korea)	-0.3147	0.183	4879	4760	13.5%	0.73 [0.51, 1.04]		
Kim, 2021 (Korea)	0.5878	0.8072	177	106	0.8%	1.80 [0.37, 8.76]		
Lee, 2019 (Korea)	0.1458	0.1363	5196	5196	21.5%	1.16 [0.89, 1.51]		
Xu, 2022 (China)	0.0296	0.1971	890	337	11.9%	1.03 [0.70, 1.52]		
Yu, 2020 (Korea)	0.0963	0.0857	5426	12332	38.9%	1.10 [0.93, 1.30]		
Subtotal (95% CI)			19513	24193	100.0%	1.01 [0.87, 1.16]		

Heterogeneity: $\tau^2 = 0.01$; $\chi^2 = 7.24$, $df = 6$ ($P = 0.30$); $I^2 = 17\%$
 Test for overall effect: $Z = 0.07$ ($P = 0.94$)

All-cause mortality

Study or Subgroup	log [Hazard ratio]	J-ROCKET AF			ROCKET AF		Hazard ratio	
		SE	Total	Total	Total	Weight	IV, random, 95% CI	IV, random, 95% CI
3.1.1 Asian								
Atarashi, 2021 (Japan)	-0.6718	0.5535	108	108	7.4%	0.51 [0.17, 1.51]		
Chan, 2020 (Taiwan)	-0.3567	0.0872	2837	1354	20.2%	0.70 [0.59, 0.83]		
Cho, 2020 (Korea)	-0.2231	0.2297	4879	4760	16.0%	0.80 [0.51, 1.25]		
Kim, 2021 (Korea)	0.5859	1.1481	177	106	2.4%	1.80 [0.19, 17.05]		
Lee, 2019 (Korea)	0.174	0.1043	5196	5196	19.8%	1.19 [0.97, 1.46]		
Xu, 2022 (China)	-1.204	0.2898	890	337	14.0%	0.30 [0.17, 0.53]		
Yu, 2020 (Korea)	0.3148	0.0849	5426	12332	20.2%	1.37 [1.16, 1.62]		
Subtotal (95% CI)			19513	24193	100.0%	0.81 [0.56, 1.17]		

Heterogeneity: $\tau^2 = 0.17$; $\chi^2 = 53.06$, $df = 6$ ($P < 0.00001$); $I^2 = 89\%$
 Test for overall effect: $Z = 1.14$ ($P = 0.25$)

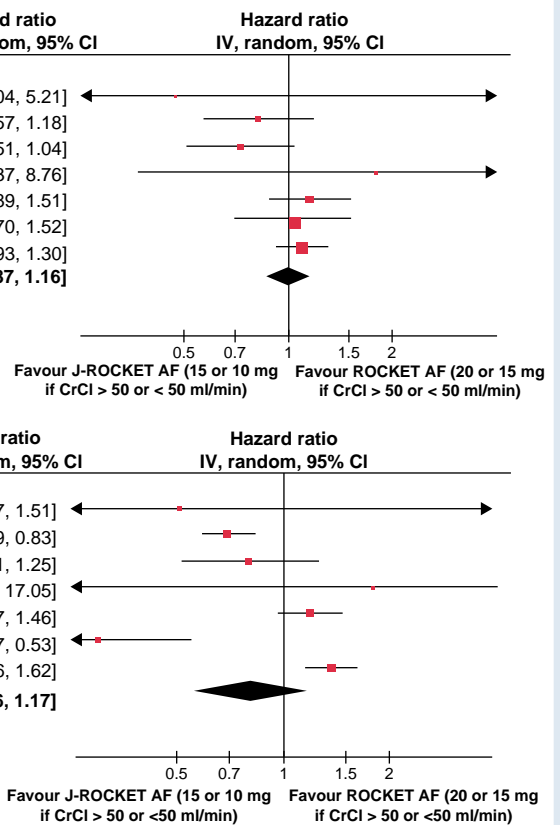


Figure 2 Comparison between the uses of rivaroxaban following J-ROCKET AF dosage criteria vs. that of ROCKET AF dosage criteria for effectiveness (A) and safety outcomes (B) in patients with NVAF in Asian population. CI, confidence interval; HR, hazard ratio; ICH, intracranial haemorrhage; GIB, gastrointestinal bleeding; NVAF, non-valvular atrial fibrillation.

population (Canada, USA, Europe, UK, and Spain).^{6,11,12,18,21,22,25} Table 1 summarizes the baseline characteristics of the enrolled studies. The comparisons between dosage criteria following J-ROCKET AF vs. ROCKET AF were assessed in 14 studies^{6-8,10-12,16,18-23,25}; rivaroxaban 10 mg/day despite of CrCl > 50 mL/min vs. J-ROCKET AF/ROCKET AF dosage criteria in five studies^{7,15,17,23,24}; and rivaroxaban 20 mg/day despite of CrCl < 50 mL/min vs. J-ROCKET AF/ROCKET AF dosage criteria in eight studies.^{6,11,12,16,18,21,23,25} Most study cohorts were based on individual hospital-based electrical medical databases^{8,9,12,18,20,22-24} and several prospective registries.^{6,7,15,17,25} There were three studies using the Korea National Health Insurance Database with ~50 million enrollees.^{10,16,19}

Risk of bias evaluation

Among the 18 included studies, there were two studies using a propensity score weighting method,^{10,15} seven studies using propensity score matching methods,^{7,8,17-21} and eight studies using multivariable logistic regression^{6,11,12,16,22-25} to balance confounding factors between groups receiving rivaroxaban following different dosage criteria. There was one study reporting crude risk without adjusting for any baseline confounding factors.⁹ A bias evaluation is summarized in Supplementary material online, Table S1. Overall, most studies reported a low risk of bias, while four studies had a risk of selection bias,^{8,16,19,20} and six studies had a risk of performance bias.^{6,7,10,15,17,25} The funnel

plot visually shows the possibility of bias or small-study effects (see Supplementary material online, Figures S1-S11). Majority of funnel plots was relatively symmetrical on visual inspection (see Supplementary material online, Figures S1 and S11), with the exception of risk for thromboembolism (P for Egger's test = 0.018; P for Begg's test = 0.144) and major bleeding (P for Egger's test = 0.021; P for Begg's test = 0.026) of rivaroxaban 20 mg despite of CrCl < 50 mL/min (see Supplementary material online, Figure S11). According to the Cochrane Handbook, publication bias was not required if <10 studies were included for each outcome. The funnel plots in this meta-analysis must therefore be interpreted with caution.

Comparison between dosage criteria following J-ROCKET AF vs. ROCKET AF in Asian and non-Asian populations

The use of rivaroxaban following J-ROCKET AF dosage criteria was associated with comparable risks of thromboembolism (HR, 1.01; 95% CI, 0.87-1.16; $n = 7$ with $I^2 = 17\%$) and all-cause mortality (HR, 0.81; 95% CI, 0.56-1.17; $n = 7$ with $I^2 = 89\%$) in the Asian population (Figure 2), whereas use of rivaroxaban following J-ROCKET AF dosage criteria was associated with a trend towards a higher risk of thromboembolism (HR, 1.26; 95% CI, 0.98-1.63; $n = 7$ with $I^2 = 32\%$) as well as a higher risk of all-cause mortality (HR, 1.30; 95% CI, 1.05-1.60; $n = 5$

B Safety

Major bleeding

Study or Subgroup	log [Hazard ratio]	J-ROCKET AF SE	ROCKET AF Total	ROCKET AF Total	Weight	Hazard ratio IV, random, 95% CI	Hazard ratio IV, random, 95% CI
3.9.1 Asian							
Atarashi, 2021 (Japan)	-1.1571	0.8917	108	108	2.8%	0.31 [0.05, 1.81]	
Chan, 2020 (Taiwan)	-0.3711	0.2413	2837	1354	17.9%	0.69 [0.43, 1.11]	
Cho, 2020 (Korea)	0.1133	0.2114	4879	4760	19.9%	1.12 [0.74, 1.69]	
Kim, 2021 (Korea)	0.8736	1.1113	177	106	1.9%	2.40 [0.27, 21.15]	
Lee, 2019 (Korea)	0.1567	0.1323	5196	5196	25.5%	1.17 [0.90, 1.52]	
Xu, 2022 (China)	-2.4079	0.7674	890	337	3.7%	0.09 [0.02, 0.41]	
Yu, 2020 (Korea)	0.1133	0.0894	5426	12332	283%	1.12 [0.94, 1.33]	
Subtotal (95% CI)			19513	24193	100.0%	0.93 [0.68, 1.26]	

Heterogeneity: $\tau^2 = 0.08$; $\chi^2 = 16.88$, $df = 6$ ($P < 0.00010$); $I^2 = 64\%$
 Test for overall effect: $Z = 0.49$ ($P = 0.62$)

ICH

Study or Subgroup	log [Hazard ratio]	J-ROCKET AF SE	ROCKET AF Total	ROCKET AF Total	Weight	Hazard ratio IV, random, 95% CI	Hazard ratio IV, random, 95% CI
3.4.1 Asian							
Chan, 2020 (Taiwan)	-0.0513	0.4160	2837	1354	11.1%	0.95 [0.42, 2.15]	
Lee, 2019 (Korea)	-0.0843	0.2274	5196	5196	36.2%	0.92 [0.59, 1.44]	
Yu, 2020 (Korea)	0.3148	0.1868	5426	12332	52.8%	1.37 [0.95, 1.98]	
Subtotal (95% CI)			13459	18882	100.0%	1.14 [0.87, 1.50]	

Heterogeneity: $\tau^2 = 0.00$; $\chi^2 = 2.06$, $df = 2$ ($P = 0.36$); $I^2 = 3\%$
 Test for overall effect: $Z = 0.93$ ($P = 0.35$)

GIB

Study or subgroup	log [Hazard ratio]	J-ROCKET AF SE	ROCKET AF Total	ROCKET AF Total	Weight	Hazard ratio IV, random, 95% CI	Hazard ratio IV, random, 95% CI
3.5.1 Asian							
Chan, 2020 (Taiwan)	-0.5709	0.303	2837	1354	19.4%	0.57 [0.31, 1.02]	
Kim, 2021 (Korea)	0.1804	1.2187	177	106	1.8%	1.20 [0.11, 13.05]	
Lee, 2019 (Korea)	0.2744	0.1625	5196	5196	35.6%	1.32 [0.96, 1.81]	
Yu, 2020 (Korea)	-0.0408	0.1125	5426	12332	43.1%	0.96 [0.77, 1.20]	
Subtotal (95% CI)			13636	18988	100.0%	0.97 [0.70, 1.35]	

Heterogeneity: $\tau^2 = 0.05$; $\chi^2 = 6.55$, $df = 3$ ($P = 0.09$); $I^2 = 54\%$
 Test for overall effect: $Z = 0.17$ ($P = 0.87$)

Figure 2 Continued

with $I^2 = 51\%$) when compared with that of ROCKET AF dosage criteria in the non-Asian population (Figure 3). There were no differences in risks of major bleeding, ICH, and GIB between the uses of rivaroxaban following J-ROCKET AF vs. ROCKET AF dosage criteria either in the Asian or non-Asian population (Figures 2 and 3).

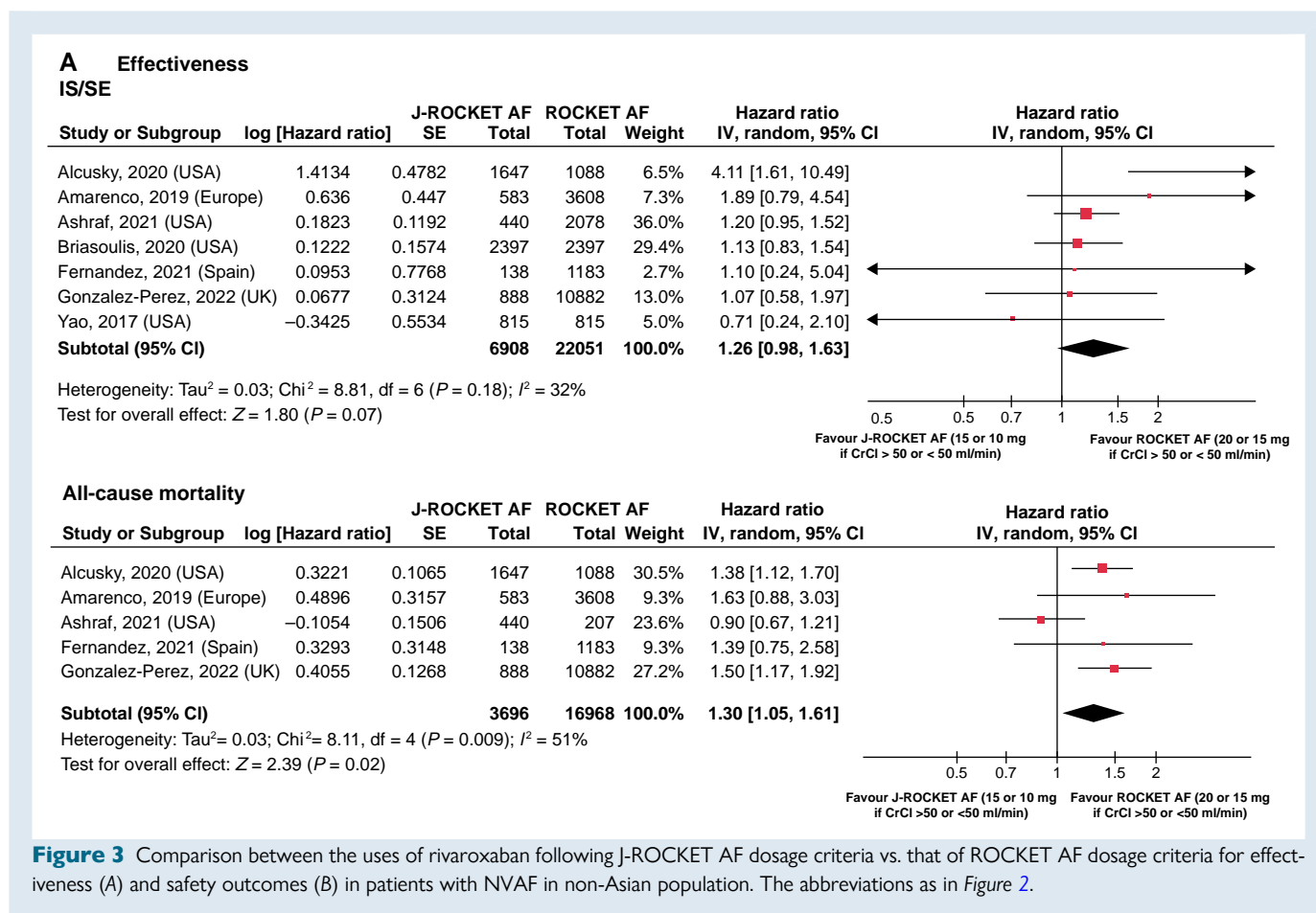
Comparison between rivaroxaban 10 mg daily if CrCl > 50 mL/min vs. J-ROCKET AF/ROCKET AF dosage criteria in Asian population

The use of rivaroxaban 10 mg daily despite of CrCl > 50 mL/min was associated with higher risk of thromboembolism (HR, 1.64; 95% CI, 1.28–2.11; $n = 6$ with $I^2 = 49\%$) but lower risk of major bleeding (HR, 0.72; 95% CI, 0.57–0.90; $n = 6$ with $I^2 = 0\%$), GIB (HR, 0.29; 95% CI, 0.10–0.83; $n = 2$ with $I^2 = 0\%$), and any bleeding (HR, 0.70; 95% CI,

0.62–0.78; $n = 4$ with $I^2 = 0\%$) when compared with use of rivaroxaban following J-ROCKET AF/ROCKET AF dosage criteria in Asian population. There was no difference in risks of all-cause mortality and ICH between the uses of rivaroxaban 10 mg daily despite of CrCl > 50 mL/min vs. rivaroxaban following eligible dosage criteria (Figure 4). There were no data available comparing the use of rivaroxaban 10 mg daily despite of CrCl > 50 mL/min vs. rivaroxaban following eligible dosage criteria in non-Asian population.

Comparison between rivaroxaban 20 mg daily if CrCl < 50 mL/min vs. J-ROCKET AF/ROCKET AF dosage criteria

The use of rivaroxaban 20 mg daily despite of CrCl < 50 mL/min was associated with higher risk of thromboembolism (HR, 1.32; 95% CI, 1.09–1.59; $n = 9$ with $I^2 = 14\%$), all-cause mortality (HR, 1.33; 95%



CI, 1.10–1.59; $n = 7$ with $I^2 = 52%$), major bleeding (HR, 1.26; 95% CI, 1.03–1.54; $n = 7$ with $I^2 = 24%$), and marginally higher risk of GIB (HR, 1.37; 95% CI, 1.00–1.89; $n = 4$ with $I^2 = 77%$) when compared with use of rivaroxaban following J-ROCKET AF/ROCKET AF dosage criteria. There was no difference in risk of ICH between the uses of rivaroxaban 20 mg daily despite of CrCl < 50 mL/min vs. rivaroxaban following eligible dosage criteria (Figure 5).

Sensitivity analysis and meta-regression

Sensitivity analyses were conducted by sequentially removing a single study at one time (leave-one-out analysis). The pooled results were generally in line with the primary effectiveness and safety outcomes (see [Supplementary material online, Tables S2–S5](#)). Meta-regression analyses failed to detect any potential patient characteristics associated with the clinical outcomes ($P > 0.05$ for each variable; [Supplementary material online, Tables S6–S9](#)), with the exception of the year of publication ($P = 0.044$) and CHA₂DS₂-VASc score ($P = 0.023$) for the all-cause mortality in comparison between dosage criteria following J-ROCKET AF vs. ROCKET AF in Asians and the use of antiplatelet agent ($P = 0.036$) for the all-cause mortality in comparison between uses of rivaroxaban 20 mg daily despite of CrCl < 50 mL/min vs. J-ROCKET AF/ROCKET AF dosage criteria.

Discussion

This is the first meta-analysis to directly compare the effectiveness and safety of rivaroxaban following J-ROCKET AF vs. ROCKET AF dosage criteria among patients with NVAF in real-world clinical practice.

Before this, only Taiwan has approved the use of rivaroxaban eligible for either J-ROCKET AF or ROCKET AF dosage criteria, which was enable for the direct comparison between J-ROCKET AF or ROCKET AF dosage criteria for stroke prevention in patients with NVAF,^{23,26} and whether the finding from Taiwan can be applied to other countries/regions worldwide remained unknown. Our principal findings are as follows: (i) in the Asian population, use of rivaroxaban following J-ROCKET AF dosage criteria was associated with comparable effectiveness and safety outcomes when compared with that of ROCKET AF dosage criteria, whereas following the ROCKET AF dosage criteria remained a more favourable choice for the non-Asian population, which was associated with a trend towards a lower risk of thromboembolism and a significant lower risk of all-cause mortality but not a higher risk of major bleeding when compared with the J-ROCKET AF dosage criteria; (ii) use of rivaroxaban 10 mg daily despite of CrCl > 50 mL/min was associated with higher risk of thromboembolism but lower risk of major bleeding, GIB, and any bleeding when compared with that of J-ROCKET AF/ROCKET AF dosage criteria in Asian population; and (iii) use of rivaroxaban 20 mg daily despite of CrCl < 50 mL/min was associated with worse clinical outcomes when compared with use of rivaroxaban following eligible dosage criteria.

J-ROCKET AF vs. ROCKET AF dosage criteria in stroke prevention

Our present findings re-emphasize the importance to prescribe NOACs (non-vitamin K antagonist oral anticoagulant) at an 'on-label' dose for stroke prevention.^{27–30} However, a debate about the dose

**B Safety
Major bleeding**

Study or Subgroup	log [Hazard ratio]	J-ROCKET AF			ROCKET AF		Hazard ratio IV, random, 95% CI	Hazard ratio IV, random, 95% CI
		SE	Total	Total	Total	Weight		
Alcusky, 2020 (USA)	0.0392	0.2639	1647	1088	6.4%	1.04 [0.62, 1.74]		
Amarenco, 2019 (Europe)	0.4055	0.2761	583	3608	5.8%	1.50 [0.87, 2.58]		
Ashraf, 2021 (USA)	0.0488	0.0901	440	2078	54.8%	1.05 [0.88, 1.25]		
Briasoulis, 2020 (USA)	0.1823	0.13	2397	2397	26.3%	1.20 [0.93, 1.55]		
Fernandez, 2021 (Spain)	-0.0408	0.6665	138	1183	1.0%	0.96 [0.26, 3.54]		
Yao, 2017 (USA)	0.0862	0.2797	815	815	5.7%	1.09 [0.63, 1.89]		
Subtotal (95% CI)			6020	11169	100.0%	1.11 [0.97, 1.27]		

Heterogeneity: Tau² = 0.00; Chi² = 2.04, df = 5 (P = 0.84); I² = 0%
 Test for overall effect: Z = 1.58 (P = 0.11)

ICH

Study or Subgroup	log [Hazard ratio]	J-ROCKET AF			ROCKET AF		Hazard ratio IV, random, 95% CI	Hazard ratio IV, random, 95% CI
		SE	Total	Total	Total	Weight		
Amarenco, 2019 (Europe)	0.6931	0.6416	583	3608	18.9%	2.00 [0.57, 7.03]		
Briasoulis, 2020 (USA)	0.4511	0.4578	2397	2397	37.1%	1.57 [0.64, 3.85]		
Gonzalez-Perez, 2022 (UK)	0.207	0.4696	888	10882	35.3%	1.23 [0.49, 3.09]		
Yao, 2017 (USA)	-0.1165	0.9437	815	815	8.7%	0.89 [0.14, 5.66]		
Subtotal (95% CI)			4683	17702	100.0%	1.44 [0.83, 2.48]		

Heterogeneity: Tau² = 0.00; Chi² = 0.67, df = 3 (P = 0.88); I² = 0%
 Test for overall effect: Z = 1.30 (P = 0.20)

GIB

Study or Subgroup	log [Hazard ratio]	J-ROCKET AF			ROCKET AF		Hazard ratio IV, random, 95% CI	Hazard ratio IV, random, 95% CI
		SE	Total	Total	Total	Weight		
Briasoulis, 2020 (USA)	0.077	0.1405	2397	2397	100.0%	1.08 [0.82, 1.42]		
Subtotal (95% CI)			2397	2397	100.0%	1.08 [0.82, 1.42]		

Heterogeneity: Not applicable
 Test for overall effect: Z = 0.55 (P = 0.58)

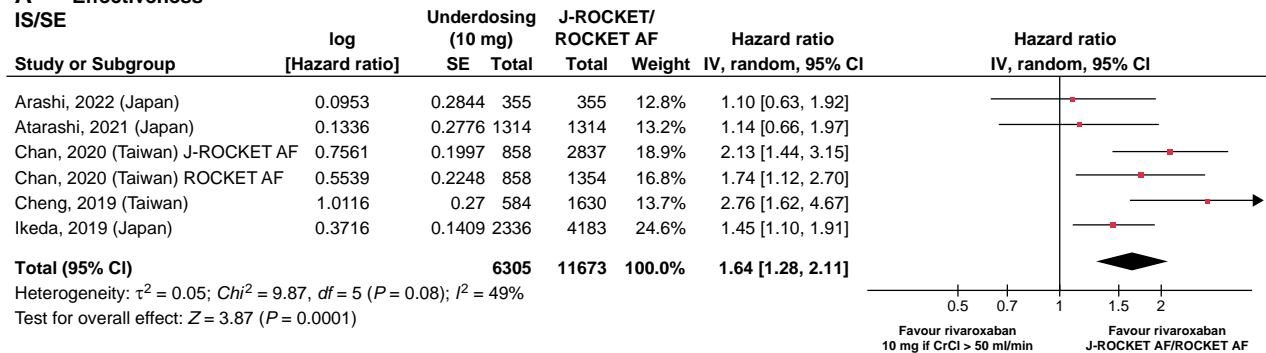
Figure 3 Continued

of rivaroxaban is that whether a lower dose regimen (15/10 mg daily) following the J-ROCKET AF dosage criteria, which was based on the unique pharmacokinetics in Japanese subjects showing a comparable rivaroxaban exposure when receiving the rivaroxaban 15/10 mg daily in contrast to the Caucasian subjects receiving the rivaroxaban 20/15 mg daily,³¹ should be regarded as an 'on-label' dosage especially for Asian AF patients. Even though the J-ROCKET AF trial showed a comparable risk of thromboembolism and major bleeding than warfarin, compatible with the global ROCKET AF trial in patients with NVAF, the sample size of J-ROCKET AF trial was substantially smaller (n = 1280) than that of global ROCKET AF trial (n = 14 264).^{1,2} Furthermore, the target range of international normalized ratio in placebo group treated with warfarin in the J-ROCKET AF trial [International normalized ratio (INR) 1.6–2.6 for patients aged ≥70 years] was different from that of the ROCKET AF trial (INR 2.0–3.0 for all patients' age).

Age is a strong and independent risk factor for both stroke and bleeding in AF patients treated with rivaroxaban.³² Many very elderly patients may have an indication for reduced dosing related to kidney

function considering the labelling of rivaroxaban. It is, however, possible that some patients treated with a lower dose rivaroxaban were actually underdosed considering the labelling of the drug.³³ Indeed, previous analyses showed that age, high bleeding risk (HAS-BLED score ≥ 3), and impaired renal function are important drivers associated with inappropriate NOAC underdosing.³⁴ Previous studies also indicated that Asian AF patients had a higher risk of ICH compared to non-Asians treated with NOACs suggesting that Asians are more prone to bleeding.^{35–38} Therefore, clinicians in Asia tend to prescribe a lower dose of NOACs for their patients in the daily practice.³⁹ Indeed, J-ROCKET dosage criteria is the only dosage regimen approved in Japan for stroke prevention in AF. Even in South Korea and China where J-ROCKET dosage criteria was not approved, use of rivaroxaban 15 mg rather than 20 mg daily accounted for more than 50% of the prescriptions.^{20,40} Therefore, it is important to understand the safety and effectiveness of rivaroxaban following J-ROCKET AF dosage criteria compared to that of ROCKET AF. In the present meta-analysis, we show that the effectiveness and safety outcomes did not differ significantly between J-ROCKET AF and ROCKET AF dosage criteria in

A Effectiveness
IS/SE



All-cause mortality

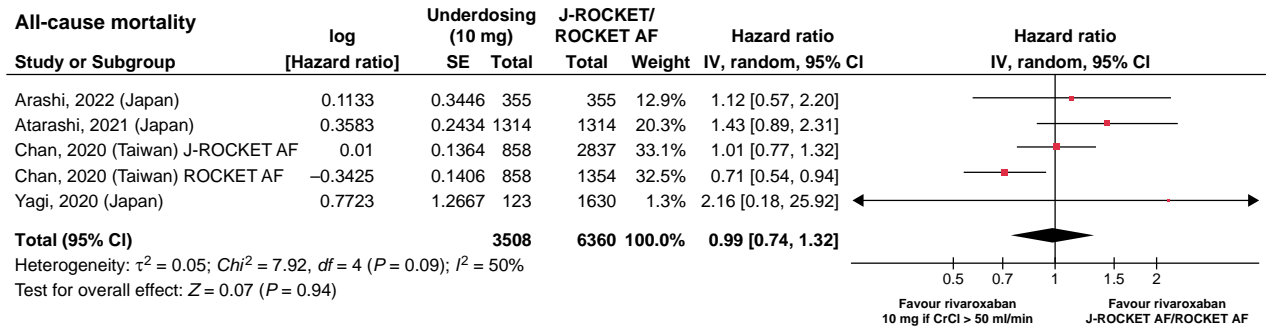


Figure 4 Comparison between uses of rivaroxaban 10 mg daily if creatinine clearance (CrCl) > 50 mL/min vs. J-ROCKET AF/ROCKET AF dosage criteria for effectiveness (A) and safety outcomes (B) in patients with NVAF in Asian population. CrCl, creatinine clearance rate; other abbreviations as in Figure 2.

the Asian population. Our findings provided insights into the performance of rivaroxaban following J-ROCKET criteria suggesting that it may serve as an alternative to ROCKET AF criteria for Asian patients with NVAF, whereas that of ROCKET AF dosage criteria is still recommended in the non-Asian population, which was associated with a lower risk of thromboembolism and all-cause mortality but not a higher risk of major bleeding when compared with that of J-ROCKET AF dosage criteria.

Pharmacokinetics and pharmacodynamics analysis of rivaroxaban in Asians vs. non-Asians

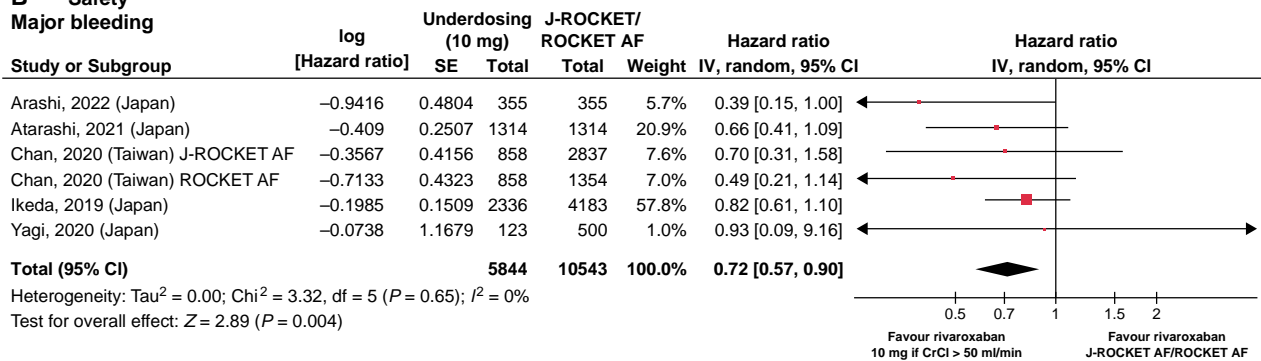
In Thailand, the labelling dosage of rivaroxaban for patients with NVAF also follows the ROCKET AF dosage criteria. Although the median anti-FXa activity measured at the peak in patients with NVAF was significantly higher for the rivaroxaban dosage following the ROCKET AF than that of J-ROCKET AF, the median anti-FXa activity measured at the peak for the 20 mg/day reported in a Caucasian AF population (289 µg/L)⁴¹ seems to be more comparable to that of the 15 mg/day (298 µg/L), rather than the 20 mg/day (364 µg/L), in Thai AF patients with preserved renal function.⁴² Further studies show that a higher proportion of patients receiving the rivaroxaban 15/10 mg daily had anti-FXa activity measured at peak within the expected range than patients receiving the rivaroxaban 20/15 mg daily.^{42,43} Of importance, one-third of patients receiving the rivaroxaban following the ROCKET AF in the present study had anti-FXa activity measured at peak that was higher than the expected range (>419 µg/L).^{42,43} The above finding raised the concern that the J-ROCKET AF dosage recommendation may be more appropriate in the Thai population for stroke prevention. Conversely, one study in Taiwan showed that there were

only ~30% of patients with the peak/trough levels of drug level achieved within the expected range in AF patients treated with rivaroxaban, with majorly (~75%) following the J-ROCKET AF dosage criteria.⁴⁴ Other studies also indicated that the pharmacokinetics of rivaroxaban were similar between healthy Chinese and Caucasian participants.^{45,46} One recent systematic review investigated potential ethnic differences in the pharmacokinetic/pharmacodynamic characteristics of rivaroxaban between Asian and Caucasian populations, enrolling 24 studies with 10 on Asian adults, 11 on predominantly Caucasian adults, and 3 on Caucasian paediatrics.⁴⁷ The apparent clearance (CL/F) of rivaroxaban in Caucasian adults with NVAF (6.45–7.64 L/h) was ~31–43% higher than that in Asians (4.46–5.98 L/h) treated with 10–20 mg rivaroxaban every 24 h. Moreover, there was no obvious difference in CL/F among Japanese, Chinese, Thai, and Irani people. The relationship between exposure and response of rivaroxaban was comparable between Asians and Caucasians. The CL/F is significantly influenced by renal function, but no covariate was identified for the exposure–response relationship. In conclusion, a lower dose of rivaroxaban may be more suitable for Asians. Furthermore, previous study indicated that plasma monitoring of anti-FXa activity enables personalized and appropriate off-label underdosing in NVAF patients treated with rivaroxaban.^{28,48}

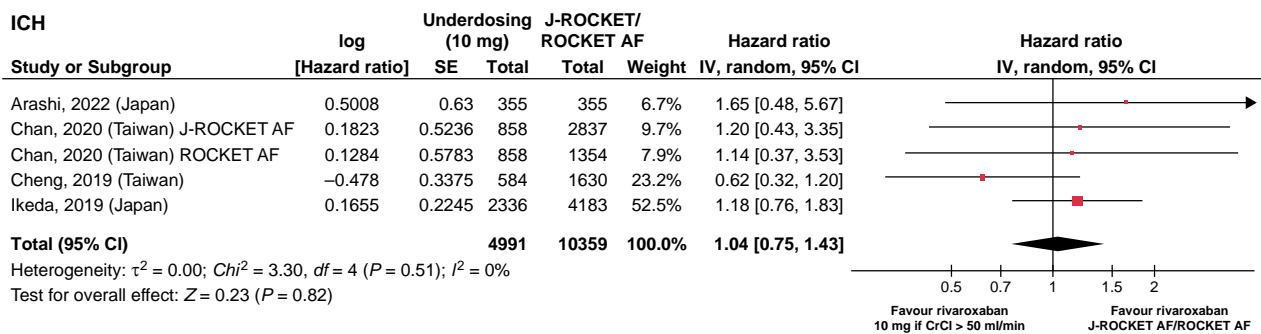
Use of rivaroxaban 10 mg despite of CrCl > 50 mL/min for stroke prevention in Asian population

Our meta-analysis reveals that rivaroxaban 10 mg/day despite of preserved renal function was associated with a higher risk of thromboembolism but lower risk of most bleeding outcomes when compared with use of rivaroxaban following the J-ROCKET AF/ROCKET AF dosage criteria in Asian. Not surprisingly, bleeding events less common in

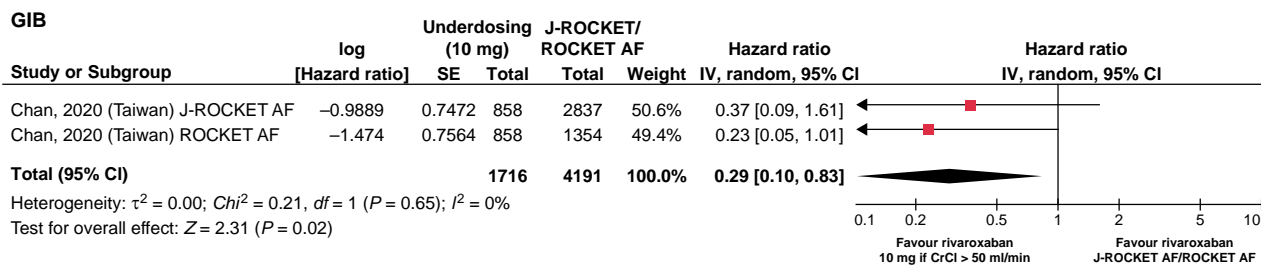
B Safety Major bleeding



ICH



GIB



Any bleeding

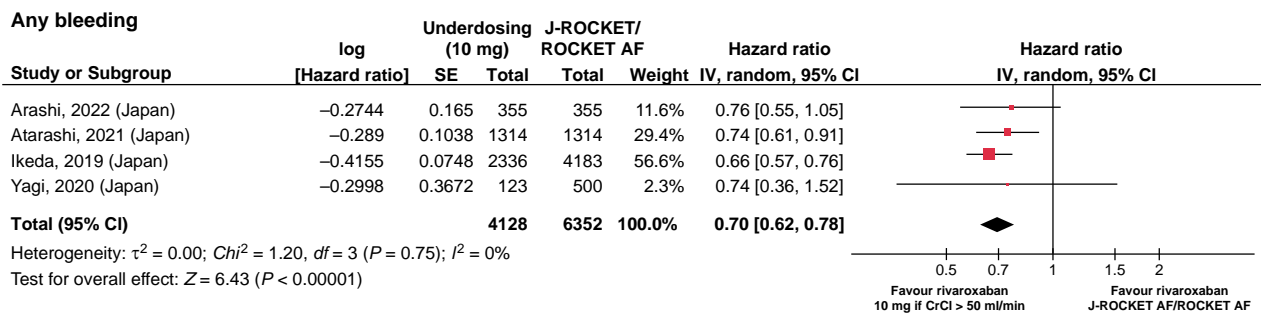


Figure 4 Continued

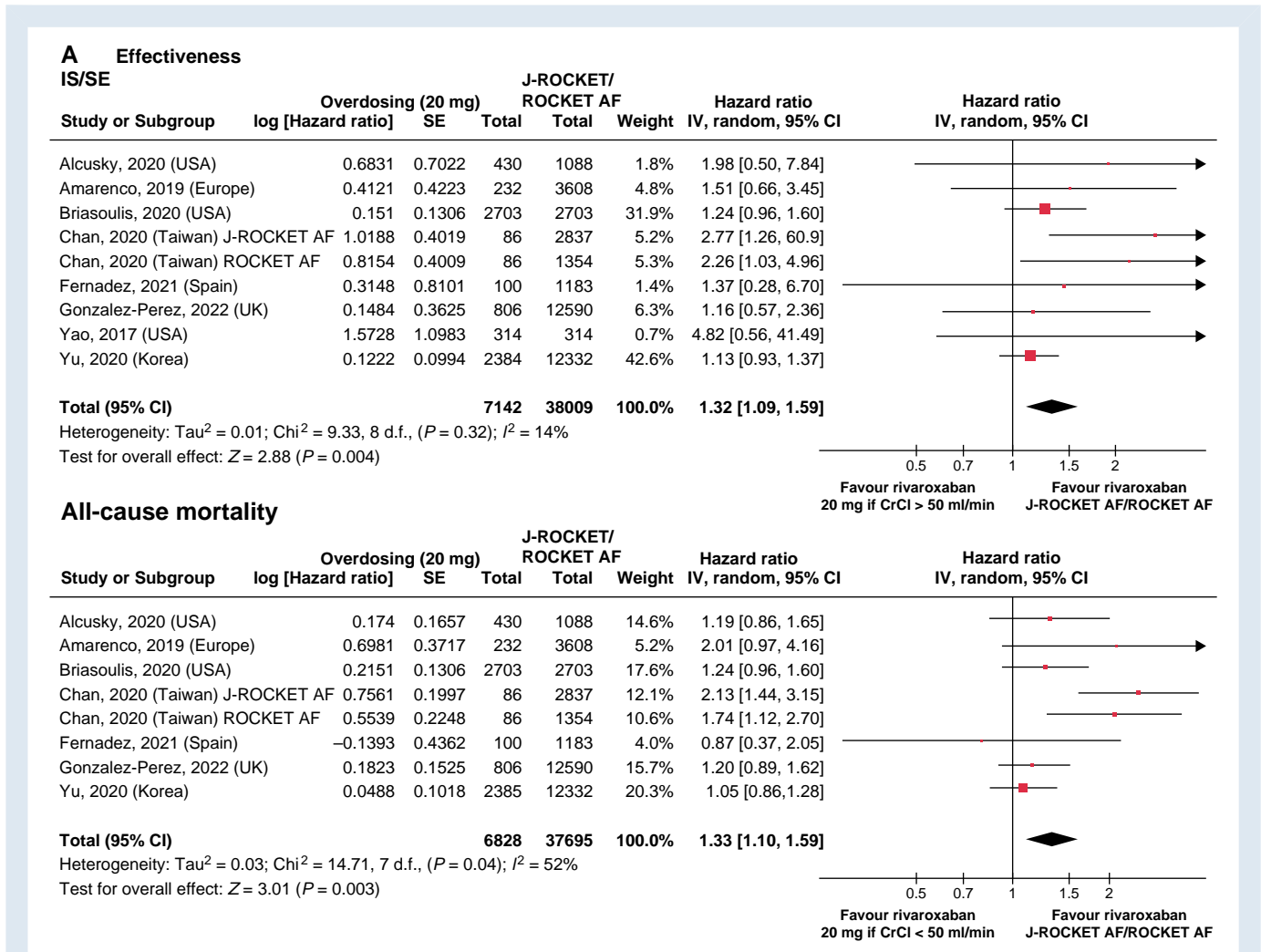


Figure 5 Comparison between uses of rivaroxaban 20 mg daily if CrCl < 50 mL/min vs. J-ROCKET AF/ROCKET AF dosage criteria for effectiveness (A) and safety outcomes (B) in patients with NVAF. The abbreviations as in Figure 2.

the expense of exceeding risk of ischaemic stroke/systemic embolism with underdosed rivaroxaban, though with the balance between benefit and harm, are unclear. A *post hoc* analysis of ENGAGE AF-TIMI 48 trial showed that several net clinical outcomes were comparable or even reduced with low-dose edoxaban 30/15 mg daily vs. standard-dose edoxaban 60/30 mg daily.⁴⁹ The ELDERCARE-AF trial also showed that edoxaban 15 mg once daily was superior to placebo in preventing stroke/systemic embolism and did not result in a significantly higher risk of major bleeding than placebo in very elderly Japanese patients (>80 years old) with NVAF who were not appropriate candidates for standard doses of OACs.⁵⁰ The *post hoc* analysis of AFIRE trial showed that in AF patients with stable coronary artery disease and preserved renal function, use of (underdosed) rivaroxaban 10 mg daily was associated with a comparable risk of thromboembolism but a lower risk of bleeding events than rivaroxaban 15 mg daily following the J-ROCKET AF dosage criteria, whereas a significant decrease in the incidence of the primary safety endpoint in the underdosed group was observed in patients on combination therapy with rivaroxaban and an antiplatelet agent but not in those on monotherapy with rivaroxaban.¹⁷ It is noted that above analysis specifically focused on the Asian population, and the rivaroxaban 10 mg dose was never approved for AF stroke prevention even in the presence of a reduced CrCl < 50 mL/min in Western countries.

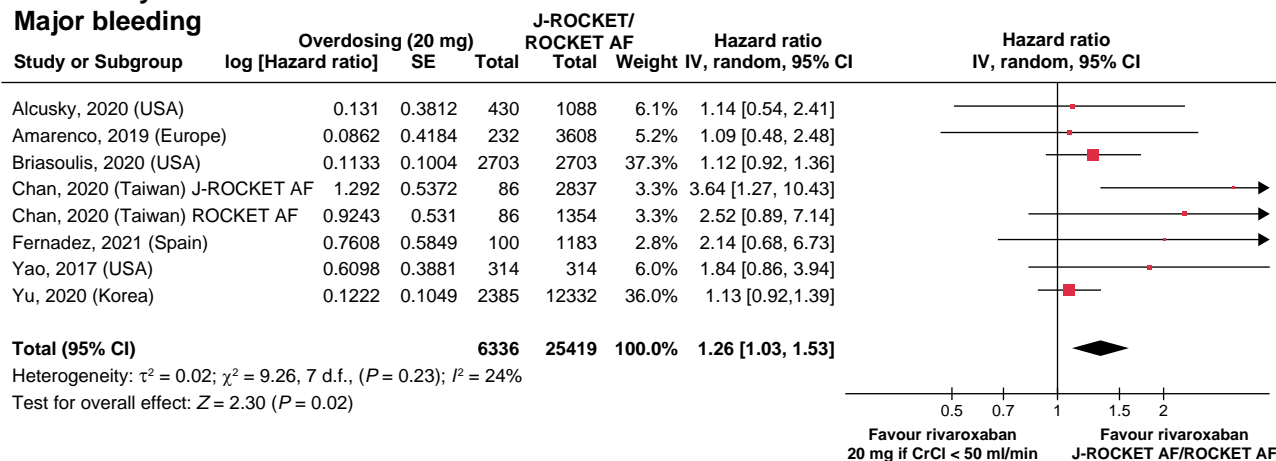
Use of rivaroxaban 20 mg despite of CrCl < 50 mL/min in stroke prevention

In our analysis, the increase in risk of thromboembolism and all-cause mortality with the use of rivaroxaban 20 mg/day were unanticipated and are difficult to explain on the basis of the biologic effects of antithrombotic therapy. Interestingly, the AFIRE trial also showed that rivaroxaban monotherapy (following the J-ROCKET AF dosage criteria) resulted in lower risks of bleeding events as well as the ischaemic events and all-cause death when compared with rivaroxaban plus one antiplatelet therapy in AF patients with stable coronary artery disease.⁵¹ Nevertheless, our present analysis may be biased by the unmeasured confounding that could not be fully accounted for, especially for the analysis of the overdosed rivaroxaban subgroup given that the number of participants receiving this dosage was very limited.

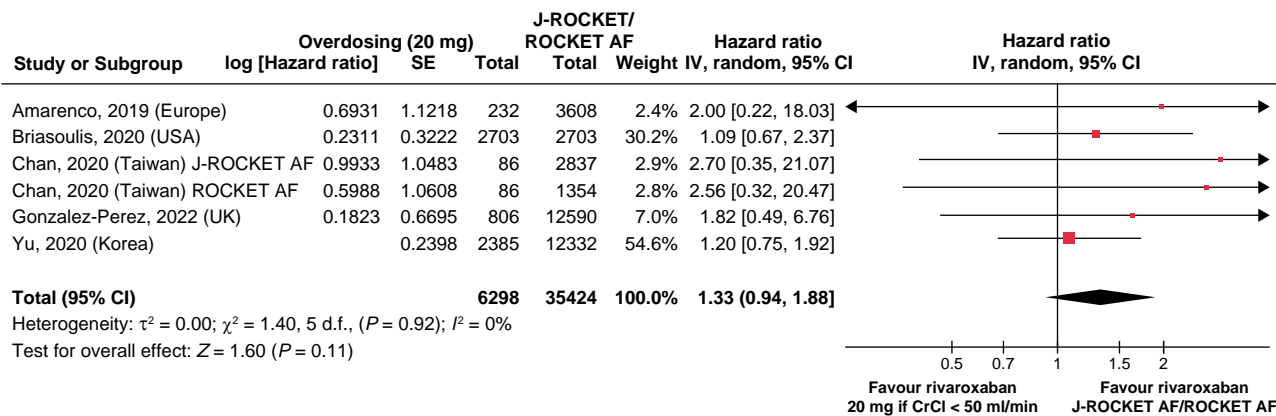
Comparison with recent systematic reviews or meta-analyses on off-label dosing of NOACs

When we searched PubMed for other relevant systematic reviews or meta-analyses, we found several well-written systematic reviews that

B Safety Major bleeding



ICH



GIB

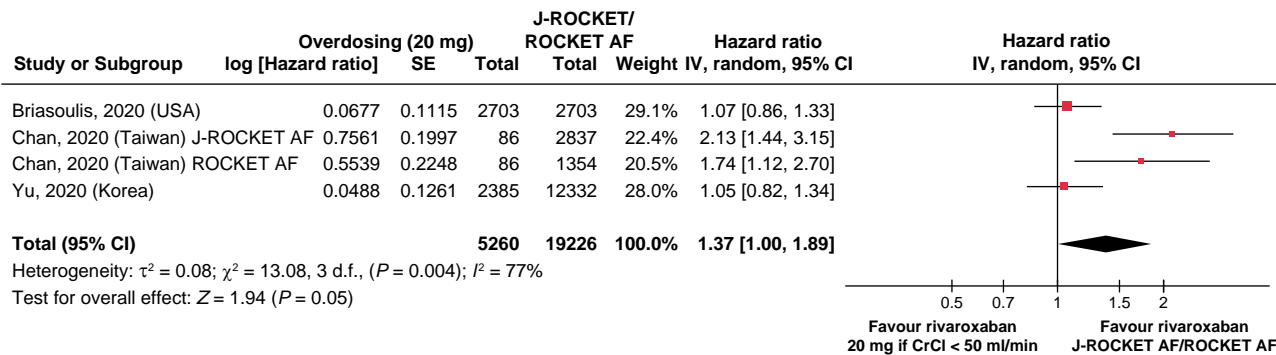


Figure 5 Continued

provided a comprehensive summary of recent evidence on off-label dosing of NOACs.⁵²⁻⁵⁴ Although those systematic reviews in general showed that, compared with on-label dosing, off-label underdosing of NOACs increased the risk of thromboembolic events but did not decrease the risk of bleeding, and limited data for off-label overdosing showed higher risks of thromboembolic and bleeding, inconsistencies remain in these results.⁵²⁻⁵⁴ These differences could be attributed to population characteristics (e.g. mean age and ethnicity), small sample sizes, distinct definitions of underdosing and overdosing, and other variables. Furthermore, previous meta-analyses did not mainly focus on rivaroxaban and have classified (if they have performed subgroup analysis of specific NOAC) the underdosing of rivaroxaban (10 mg daily if CrCl

> 50 mL/min) and rivaroxaban (15/10 mg eligible for the J-ROCKET AF dosage criteria) as the 'off-label' underdosing of rivaroxaban, and those studies did not separate the Asian and non-Asian populations specifically. These meta-analyses have led to the conclusion that rivaroxaban (20/15 mg) labelling to the ROCKET AF dosage criteria is recommended for stroke prevention in AF patients. However, the issue regarding the rivaroxaban 15/10 mg eligible for the J-ROCKET AF dosage criteria or an even lower dosing of rivaroxaban (e.g. 10 mg if CrCl > 50 mL/min) has not been fully addressed. Also, several recently published studies investigating a lower dosing of rivaroxaban have not been included in these meta-analyses yet.^{7-9,11,12,17,20} Considering the high prevalence of underdosed rivaroxaban prescriptions in the Asian

population³ and the fact that some studies (in China, Japan, Taiwan, and Thailand) have proposed the use of a lower dosage of rivaroxaban (e.g. rivaroxaban 15/10 mg eligible for the J-ROCKET AF dosage criteria) for AF stroke prevention from the clinical or pharmacokinetic/pharmacodynamic aspect,^{2,20,23,31,47} it is necessary to perform a more comprehensive review and analysis focused on the issue.

Study limitations

This study had several limitations. First, the present meta-analysis was performed at a study level rather than a patient level because the individual patient data from each enrolled study were not available. A major study limitation embedded within the meta-analysis is that no randomized controlled studies have been analysed, and therefore, confounders may impact on the results and conclusion. For a direct comparison, a dedicated trial that randomized participants after stratification for each dose strategy of rivaroxaban would be required. However, such prospective and randomized studies for the treatment of under or overdosing rivaroxaban may have the possibility of causing the ethical problem. Secondly, there was a moderate to significant heterogeneity ($I^2 > 25\%$) in results reporting the risk of thromboembolism and bleeding regarding to the rivaroxaban 20 mg daily despite of CrCl < 50 mL/min vs. use of rivaroxaban following J-ROCKET AF/ROCKET AF dosage criteria. Thirdly, we did not perform further subgroup analysis in Asian and non-Asian populations for the comparisons between rivaroxaban 10 mg/day despite of CrCl > 50 mL/min vs. J-ROCKET AF/ROCKET AF dosage criteria and rivaroxaban 20 mg/day vs. J-ROCKET AF/ROCKET AF dosage criteria, because all the comparisons between underdosed rivaroxaban 10 mg/day vs. eligible dosage criteria were obtained from Japan and Taiwan, whereas the majority of the comparisons between rivaroxaban 20 mg daily despite of CrCl < 50 mL/min vs. eligible dosage criteria was obtained from the non-Asian population. Fourthly, the majority of studies included in the meta-analysis did not report clinical outcomes of rivaroxaban stratified by specific subgroup of interest (e.g. age). Consequently, based on their findings, we are unable to conduct any additional subgroup analysis on this topic. Finally, the cause of patients receiving a very low-dose rivaroxaban despite meeting criteria for eligible dosage criteria may be due to the perception of higher bleeding risk that was not reflected in the baseline covariate by each primary care physician. Similarly, patients may receive a regular or over dosage rivaroxaban if the primary care physician deemed their bleeding risk to be low. Although we adopted the studies reporting adjusted HRs by using either propensity score weighting or matching, or multivariate Cox regression with several baseline variables, residual confounding with unmeasured variables and selective prescribing behaviour could not be excluded in the present meta-analysis due to the nature of real-world data.

Conclusions

Rivaroxaban dosing regimen following J-ROCKET criteria may serve as an alternative to ROCKET AF criteria for the Asian population with NVAF, whereas the dosing regimen following ROCKET AF criteria was more favourable for the non-Asian population. The use of rivaroxaban 10 mg despite of CrCl > 50 mL/min was associated with a higher risk of thromboembolism but a lower risk of major bleeding, while use of rivaroxaban 20 mg despite of CrCl < 50 mL/min was associated with worse outcome in most clinical events, including thromboembolism, bleeding, and all-cause death. Appropriate dose selection based on the results of the pivotal trial is indeed a key element in AF patients treated with NOAC as stressed in the practical guidelines on NOACs.^{27–30}

Supplementary material

Supplementary material is available at *Europace* online.

Authors' contributions

Study concept and design: Y.-H.C., T.-F.C. Acquisition of data: Y.-H.C., C.-Y.C. Analysis and interpretation of data: Y.-H.C., C.-Y.C., S.-W.C., T.-F.C. Drafting of the manuscript: Y.-H.C., T.-F.C., G.Y.H.L. Critical revision of the manuscript for important intellectual content: G.Y.H.L. Statistical analysis: Y.-H.C., C.-Y.C. Study supervision: T.-F.C., G.Y.H.L.

Funding

None declared.

Conflict of interest: None declared.

Data availability

The authors confirm that the data supporting the findings of this study are available within the article or its [supplementary materials](#).

References

- Patel MR, Mahaffey KW, Garg J, Pan G, Singer DE, Hacke W *et al*. Rivaroxaban versus warfarin in nonvalvular atrial fibrillation. *N Engl J Med* 2011;**365**:883–91.
- Hori M, Matsumoto M, Tanahashi N, Momomura S, Uchiyama S, Goto S *et al*. Rivaroxaban vs. warfarin in Japanese patients with atrial fibrillation—the J-ROCKET AF study. *Circ J* 2012;**76**:2104–11.
- Shen NN, Zhang C, Hang Y, Li Z, Kong LC, Wang N *et al*. Real-world prevalence of direct oral anticoagulant off-label doses in atrial fibrillation: an epidemiological meta-analysis. *Front Pharmacol* 2021;**12**:581293.
- Stroup DF, Berlin JA, Morton SC, Olkin I, Williamson GD, Rennie D *et al*. Meta-analysis of observational studies in epidemiology: a proposal for reporting. Meta-analysis Of Observational Studies in Epidemiology (MOOSE) group. *JAMA* 2000;**283**:2008–12.
- Page MJ, McKenzie JE, Bossuyt PM, Boutron I, Hoffmann TC, Mulrow CD *et al*. The PRISMA 2020 statement: an updated guideline for reporting systematic reviews. *BMJ* 2021;**372**:n71.
- Amarenco P, Haas S, Hess S, Kirchhof P, Lambelet M, Bach M *et al*. Outcomes associated with non-recommended dosing of rivaroxaban: results from the XANTUS study. *Eur Heart J Cardiovasc Pharmacother* 2019;**5**:70–9.
- Atarashi H, Uchiyama S, Inoue H, Kitazono T, Yamashita T, Shimizu W *et al*. Ischemic stroke, hemorrhage, and mortality in patients with non-valvular atrial fibrillation and renal dysfunction treated with rivaroxaban: sub-analysis of the EXPAND study. *Heart Vessels* 2021;**36**:1410–20.
- Kim SS, Lee KH, Yoon NS, Park HW, Cho JG. What is standard dose of rivaroxaban in elderly Asian patients with atrial fibrillation: 20 mg versus 15 mg? *Clin Appl Thromb Hemost* 2021;**27**:10760296211061148.
- Yagi N, Suzuki S, Arita T, Otsuka T, Semba H, Kano H *et al*. Creatinine clearance and inappropriate dose of rivaroxaban in Japanese patients with non-valvular atrial fibrillation. *Heart Vessels* 2020;**35**:110–7.
- Cho MS, Yun JE, Park JJ, Kim YJ, Lee J, Kim H *et al*. Pattern and impact of off-label underdosing of non-vitamin K antagonist oral anticoagulants in patients with atrial fibrillation who are indicated for standard dosing. *Am J Cardiol* 2020;**125**:1332–8.
- Gonzalez-Perez A, Roberts L, Vora P, Saez ME, Brobert G, Fatoba S *et al*. Safety and effectiveness of appropriately and inappropriately dosed rivaroxaban or apixaban versus warfarin in patients with atrial fibrillation: a cohort study with nested case-control analyses from UK primary care. *BMJ Open* 2022;**12**:e059311.
- Alcusky M, Tjia J, McManus DD, Hume AL, Fisher M, Lapane KL. Comparative safety and effectiveness of direct-acting oral anticoagulants versus warfarin: a national cohort study of nursing home residents. *J Gen Intern Med* 2020;**35**:2329–37.
- Song F, Harvey I, Lilford R. Adjusted indirect comparison may be less biased than direct comparison for evaluating new pharmaceutical interventions. *J Clin Epidemiol* 2008;**61**:455–63.
- Bai Y, Deng H, Shantsila A, Lip GY. Rivaroxaban versus dabigatran or warfarin in real-world studies of stroke prevention in atrial fibrillation: systematic review and meta-analysis. *Stroke* 2017;**48**:970–6.
- Ikeda T, Ogawa S, Kitazono T, Nakagawara J, Minematsu K, Miyamoto S *et al*. Outcomes associated with under-dosing of rivaroxaban for management of non-valvular atrial fibrillation in real-world Japanese clinical settings. *J Thromb Thrombolysis* 2019;**48**:653–60.
- Yu HT, Yang PS, Jang E, Kim TH, Uhm JS, Kim JY *et al*. Label adherence of direct oral anticoagulants dosing and clinical outcomes in patients with atrial fibrillation. *J Am Heart Assoc* 2020;**9**:e014177.
- Arashi H, Yamaguchi J, Hagiwara N, Yasuda S, Kaikita K, Akao M *et al*. Rivaroxaban underdose for atrial fibrillation with stable coronary disease: the AFIRE trial findings. *Thromb Haemost* 2022;**122**:1584–93.
- Briasoulis A, Gao Y, Inampudi C, Alvarez P, Asleh R, Chrischilles E *et al*. Characteristics and outcomes in patients with atrial fibrillation receiving direct oral anticoagulants in off-label doses. *BMC Cardiovasc Disord* 2020;**20**:42.

19. Lee SR, Choi EK, Han KD, Jung JH, Oh S, Lip GYH. Optimal rivaroxaban dose in Asian patients with atrial fibrillation and normal or mildly impaired renal function. *Stroke* 2019; **50**:1140–8.
20. Xu W, Lv M, Wu T, Huang N, Zhang W, Su J et al. Off-label dose direct oral anticoagulants and clinical outcomes in Asian patients with atrial fibrillation: a new evidence of Asian dose. *Int J Cardiol* 2022; **371**:184–90.
21. Yao X, Shah ND, Sangaralingham LR, Gersh BJ, Noseworthy PA. Non-vitamin K antagonist oral anticoagulant dosing in patients with atrial fibrillation and renal dysfunction. *J Am Coll Cardiol* 2017; **69**:2779–90.
22. Ashraf H, Agasthi P, Shanbhag A, Mehta RA, Rattanawong P, Allam M et al. Long-term clinical outcomes of underdosed direct oral anticoagulants in patients with atrial fibrillation and atrial flutter. *Am J Med* 2021; **134**:788–96.
23. Chan YH, Chao TF, Chen SV, Lee HF, Yeh YH, Huang YC et al. Off-label dosing of non-vitamin K antagonist oral anticoagulants and clinical outcomes in Asian patients with atrial fibrillation. *Heart Rhythm* 2020; **17**:2102–10.
24. Cheng WH, Chao TF, Lin YJ, Chang SL, Lo LW, Hu YF et al. Low-dose rivaroxaban and risks of adverse events in patients with atrial fibrillation. *Stroke* 2019; **50**:2574–7.
25. Fernandez MS, Marin F, Rafols C, Arribas F, Barrios V, Cosin-Sales J et al. Thromboembolic and bleeding events with rivaroxaban in clinical practice in Spain: impact of inappropriate doses (the EMIR study). *J Comp Eff Res* 2021; **10**:583–93.
26. Chan YH, Lee HF, Wang CL, Chang SH, Yeh CH, Chao TF et al. Comparisons of rivaroxaban following different dosage criteria (ROCKET AF or J-ROCKET AF trials) in Asian patients with atrial fibrillation. *J Am Heart Assoc* 2019; **8**:e013053.
27. Steinberg BA, Shrader P, Thomas L, Ansell J, Fonarow GC, Gersh BJ et al. Off-label dosing of non-vitamin K antagonist oral anticoagulants and adverse outcomes: the ORBIT-AF II registry. *J Am Coll Cardiol* 2016; **68**:2597–604.
28. Steffel J, Collins R, Antz M, Cornu P, Desteghe L, Haessler KG et al. 2021 European Heart Rhythm Association practical guide on the use of non-vitamin K antagonist oral anticoagulants in patients with atrial fibrillation. *Europace* 2021; **23**:1612–76.
29. Chao TF, Joung B, Takahashi Y, Lim TW, Choi EK, Chan YH et al. 2021 focused update of the 2017 consensus guidelines of the Asia Pacific Heart Rhythm Society (APHRS) on stroke prevention in atrial fibrillation. *J Arrhythm* 2021; **37**:1389–426.
30. Chao TF, Joung B, Takahashi Y, Lim TW, Choi EK, Chan YH et al. 2021 focused update consensus guidelines of the Asia Pacific Heart Rhythm Society on stroke prevention in atrial fibrillation: executive summary. *Thromb Haemost* 2022; **122**:20–47.
31. Kaneko M, Tanigawa T, Hashizume K, Kajikawa M, Tajiri M, Mueck W. Confirmation of model-based dose selection for a Japanese phase III study of rivaroxaban in non-valvular atrial fibrillation patients. *Drug Metab Pharmacokinet* 2013; **28**:321–31.
32. Camm AJ, Amarenco P, Haas S, Hess S, Kirchhof P, Lambellet M et al. Real-world vs. randomized trial outcomes in similar populations of rivaroxaban-treated patients with non-valvular atrial fibrillation in ROCKET AF and XANTUS. *Europace* 2019; **21**:421–7.
33. Fauchier L, Blin P, Sacher F, Dureau-Pournin C, Bernard MA, Lassalle R et al. Reduced dose of rivaroxaban and dabigatran vs. vitamin K antagonists in very elderly patients with atrial fibrillation in a nationwide cohort study. *Europace* 2020; **22**:205–15.
34. Caso V, de Groot JR, Sanmartin Fernandez M, Segura T, Blomstrom-Lundqvist C, Hargroves D et al. Outcomes and drivers of inappropriate dosing of non-vitamin K antagonist oral anticoagulants (NOACs) in patients with atrial fibrillation: a systematic review and meta-analysis. *Heart* 2023; **109**:178–85.
35. Hori M, Connolly SJ, Zhu J, Liu LS, Lau CP, Pais P et al. Dabigatran versus warfarin: effects on ischemic and hemorrhagic strokes and bleeding in Asians and non-Asians with atrial fibrillation. *Stroke* 2013; **44**:1891–6.
36. Wong KS, Hu DY, Oomman A, Tan RS, Patel MR, Singer DE et al. Rivaroxaban for stroke prevention in East Asian patients from the ROCKET AF trial. *Stroke* 2014; **45**:1739–47.
37. Goto S, Zhu J, Liu L, Oh BH, Wojdyla DM, Aylward P et al. Efficacy and safety of apixaban compared with warfarin for stroke prevention in patients with atrial fibrillation from East Asia: a subanalysis of the Apixaban for Reduction in Stroke and Other Thromboembolic Events in Atrial Fibrillation (ARISTOTLE) trial. *Am Heart J* 2014; **168**:303–9.
38. Yamashita T, Koretsune Y, Yang Y, Chen SA, Chung N, Shimada YJ et al. Edoxaban vs. warfarin in East Asian patients with atrial fibrillation—an ENGAGE AF-TIMI 48 subanalysis. *Circ J* 2016; **80**:860–9.
39. Tse HF, Teo WS, Siu CW, Chao TF, Park HW, Shimizu W et al. Prognosis and treatment of atrial fibrillation in Asian cities: 1-year review of the Asia-Pacific Heart Rhythm Society Atrial Fibrillation registry. *Europace* 2022; **24**:1889–98.
40. Cho MS, Yun JE, Park JJ, Kim YJ, Lee J, Kim H et al. Outcomes after use of standard- and low-dose non-vitamin K oral anticoagulants in Asian patients with atrial fibrillation. *Stroke* 2019; **50**:110–8.
41. Mueck W, Lensing AW, Agnelli G, Decousus H, Prandoni P, Misselwitz F. Rivaroxaban: population pharmacokinetic analyses in patients treated for acute deep-vein thrombosis and exposure simulations in patients with atrial fibrillation treated for stroke prevention. *Clin Pharmacokinet* 2011; **50**:675–86.
42. Wongcharoen W, Pacharasupa P, Norasetthada L, Gunaparn S, Phrommintikul A. Anti-factor Xa activity of standard and Japan-specific doses of rivaroxaban in Thai patients with non-valvular atrial fibrillation. *Circ J* 2020; **84**:1075–82.
43. Singkham N, Phrommintikul A, Pacharasupa P, Norasetthada L, Gunaparn S, Prasertwitayakij N et al. Population pharmacokinetics and dose optimization based on renal function of rivaroxaban in Thai patients with non-valvular atrial fibrillation. *Pharmaceutics* 2022; **14**:1744.
44. Lin SY, Kuo CH, Yeh SJ, Tsai LK, Liu YB, Huang CF et al. Real-world rivaroxaban and apixaban levels in Asian patients with atrial fibrillation. *Clin Pharmacol Ther* 2020; **107**:278–86.
45. Jiang J, Hu Y, Zhang J, Yang J, Mueck W, Kubitzka D et al. Safety, pharmacokinetics and pharmacodynamics of single doses of rivaroxaban—an oral, direct factor Xa inhibitor—in elderly Chinese subjects. *Thromb Haemost* 2010; **103**:234–41.
46. Zhao X, Sun P, Zhou Y, Liu Y, Zhang H, Mueck W et al. Safety, pharmacokinetics and pharmacodynamics of single/multiple doses of the oral, direct factor Xa inhibitor rivaroxaban in healthy Chinese subjects. *Br J Clin Pharmacol* 2009; **68**:77–88.
47. Liu XQ, Li ZR, Wang CY, Chen YT, Jiao Z. Is a lower dose of rivaroxaban required for Asians? A systematic review of a population pharmacokinetics and pharmacodynamics analysis of rivaroxaban. *Pharmaceutics* 2023; **15**:588.
48. Suwa M, Morii I, Kino M. Dose adjustment based on the plasma level measurement used anti-FXa chromogenic assay on the use of non-vitamin K antagonist oral anticoagulants (NOACs) improved the overall benefit of NOACs dosing in patients with atrial fibrillation. *Europace* 2021; **23**:1686.
49. Steffel J, Ruff CT, Yin O, Braunwald E, Park JG, Murphy SA et al. Randomized, double-blind comparison of half-dose versus full-dose edoxaban in 14,014 patients with atrial fibrillation. *J Am Coll Cardiol* 2021; **77**:1197–207.
50. Okumura K, Akao M, Yoshida T, Kawata M, Okazaki O, Akashi S et al. Low-dose edoxaban in very elderly patients with atrial fibrillation. *N Engl J Med* 2020; **383**:1735–45.
51. Yasuda S, Kaikita K, Akao M, Ako J, Matoba T, Nakamura M et al. Antithrombotic therapy for atrial fibrillation with stable coronary disease. *N Engl J Med* 2019; **381**:1103–13.
52. Zhang XL, Zhang XW, Wang TY, Wang HW, Chen Z, Xu B et al. Off-label under- and overdosing of direct oral anticoagulants in patients with atrial fibrillation: a meta-analysis. *Circ Cardiovasc Qual Outcomes* 2021; **14**:e007971.
53. Sang C, Chen J, Sun J, Lai Y, Liu X, Zhu W. Off-label underdosing of four individual NOACs in patients with nonvalvular atrial fibrillation: a systematic review and meta-analysis of observational studies. *Eur J Clin Invest* 2022; **52**:e13819.
54. Kong X, Zhu Y, Pu L, Meng S, Zhao L, Zeng W et al. Efficacy and safety of non-recommended dose of new oral anticoagulants in patients with atrial fibrillation: a systematic review and meta-analysis. *Front Cardiovasc Med* 2021; **8**:774109.