



Search for doubly charged Higgs boson production in multi-lepton final states using 139 fb^{-1} of proton–proton collisions at $\sqrt{s} = 13 \text{ TeV}$ with the ATLAS detector

ATLAS Collaboration*

CERN, 1211 Geneva 23, Switzerland

Received: 15 November 2022 / Accepted: 6 March 2023
© CERN for the benefit of the ATLAS collaboration 2023

Abstract A search for pair production of doubly charged Higgs bosons ($H^{\pm\pm}$), each decaying into a pair of prompt, isolated, and highly energetic leptons with the same electric charge, is presented. The search uses a proton–proton collision data sample at a centre-of-mass energy of 13 TeV corresponding to an integrated luminosity of 139 fb^{-1} recorded by the ATLAS detector during Run 2 of the Large Hadron Collider (LHC). This analysis focuses on same-charge leptonic decays, $H^{\pm\pm} \rightarrow \ell^\pm \ell'^\pm$ where $\ell, \ell' = e, \mu, \tau$, in two-, three-, and four-lepton channels, but only considers final states which include electrons or muons. No evidence of a signal is observed. Corresponding upper limits on the production cross-section of a doubly charged Higgs boson are derived, as a function of its mass $m(H^{\pm\pm})$, at 95% confidence level. Assuming that the branching ratios to each of the possible leptonic final states are equal, $\mathcal{B}(H^{\pm\pm} \rightarrow e^\pm e^\pm) = \mathcal{B}(H^{\pm\pm} \rightarrow e^\pm \mu^\pm) = \mathcal{B}(H^{\pm\pm} \rightarrow \mu^\pm \mu^\pm) = \mathcal{B}(H^{\pm\pm} \rightarrow e^\pm \tau^\pm) = \mathcal{B}(H^{\pm\pm} \rightarrow \mu^\pm \tau^\pm) = \mathcal{B}(H^{\pm\pm} \rightarrow \tau^\pm \tau^\pm) = 1/6$, the observed (expected) lower limit on the mass of a doubly charged Higgs boson is 1080 GeV (1065 GeV) within the left-right symmetric type-II seesaw model, which is the strongest limit to date produced by the ATLAS Collaboration. Additionally, this paper provides the first direct test of the Zee–Babu neutrino mass model at the LHC, yielding an observed (expected) lower limit of $m(H^{\pm\pm}) = 900 \text{ GeV}$ (880 GeV).

Contents

1	Introduction
2	ATLAS detector
3	Dataset and simulated event samples
4	Event reconstruction and selection
4.1	Event reconstruction
4.2	Event selection
4.2.1	Signal regions

4.2.2	Control regions
4.2.3	Validation regions
5	Background composition and estimation
5.1	Electron charge misidentification
5.2	Fake/non-prompt lepton background
6	Systematic uncertainties
7	Statistical analysis and results
7.1	Fit results
8	Conclusion
	References

1 Introduction

In the Standard Model (SM), no doubly charged bosons are present. However, various theories beyond the Standard Model (BSM theories), namely type-II seesaw models [1–6], left-right symmetric models (LRSMs) [7–12], the Zee–Babu neutrino mass model [13–15], 3-3-1 models [16], and the Georgi–Machacek model [17], predict the existence of doubly charged bosons decaying into same-charge lepton pairs. In left-right symmetric models based on the $SU(2)_L \times SU(2)_R \times U(1)_{B-L}$ symmetry, Higgs multiplets Δ_L and Δ_R transforming, respectively, as triplets under $SU(2)_L$ and $SU(2)_R$ gauge symmetries, contain doubly charged Higgs bosons, termed $H_L^{\pm\pm}$ and $H_R^{\pm\pm}$. Doubly charged Higgs particles can therefore couple to either left-handed or right-handed leptons. The cross-section for the Drell–Yan production of $H_L^{++} H_L^{--}$ is a factor of about two larger than for the $H_R^{++} H_R^{--}$ production, due to the different couplings to the Z boson [18]. Since the $H_L^{\pm\pm}$ particle is common to LRSMs and the canonical type-II seesaw model, the results can be directly interpreted in both. In the Zee–Babu case, two complex scalar $SU(2)_L$ singlets are proposed within the SM gauge group, where one of them is doubly charged and is usually denoted by $k^{\pm\pm}$. As it has the same quantum numbers as the $H_R^{\pm\pm}$ from LRSMs, their

* e-mail: atlas.publications@cern.ch

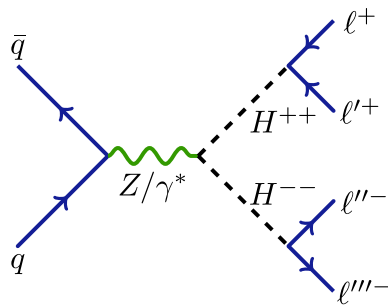


Fig. 1 Feynman diagram of the pair production process $pp \rightarrow H^{++}H^{--}$. While the analysis allows for $H^{\pm\pm}$ decays into all lepton flavour combinations, it only studies electrons and muons in the final states

electroweak production is the same.¹ It was recently shown that for the Drell–Yan production mechanism studied in this analysis, cross-sections and differential scalar distributions in the Zee–Babu and type-II seesaw models differ at most by a normalisation factor when all theoretical inputs are the same [19]. If not stated explicitly, $H^{\pm\pm}$ represents any of the $H_L^{\pm\pm}$, $H_R^{\pm\pm}$, or $k^{\pm\pm}$ particles throughout the paper.

The Feynman diagram of the Drell–Yan pair production mechanism considered in this analysis is shown in Fig. 1.

At the LHC, other mechanisms such as vector-boson fusion, gluon–gluon fusion, and photon-initiated [20] processes are less important than Drell–Yan production [18] in the mass range of interest for this paper, which is 400 GeV to 1300 GeV.

The ATLAS Collaboration previously analysed data corresponding to an integrated luminosity of 36.1 fb^{-1} from $\sqrt{s} = 13 \text{ TeV}$ pp collisions at the LHC during the 2015 and 2016 data-taking periods. Masses of doubly charged Higgs bosons were excluded up to 870 GeV for $H_L^{\pm\pm}$ and up to 760 GeV for $H_R^{\pm\pm}$ at 95% confidence level (CL) [21]. The CMS Collaboration performed a similar search using $\sqrt{s} = 7 \text{ TeV}$ pp collisions collected during Run 1 [22], establishing lower bounds on the $H^{\pm\pm}$ mass between 204 GeV and 459 GeV in the 100% branching fraction scenarios, depending on the flavour content of the two-lepton final states. A complementary analysis from the ATLAS Collaboration searched for doubly charged Higgs bosons in the $H^{\pm\pm} \rightarrow W^\pm W^\pm$ decay channel using the whole 139 fb^{-1} dataset from Run 2 of the LHC and excluded $H^{\pm\pm}$ masses up to 350 GeV [23].

The doubly charged Higgs boson can decay to WW or $\ell\ell'$ ($\ell, \ell' = e, \mu, \tau$), depending on the vacuum expectation value of the Δ_L Higgs triplet, v_Δ [5]. In this paper, it is assumed that v_Δ is smaller than 10^{-8} GeV . Therefore, only

¹ In principle, the $H_R^{\pm\pm}$ also couples to a Z' boson, which makes their production cross-sections distinguishable. However, the Z' boson is assumed to have a mass that is well beyond the energy reach of the LHC, thus making its effects negligible.

leptonic decays of doubly charged Higgs bosons, $H^{\pm\pm} \rightarrow \ell^\pm \ell'^\pm$, are relevant.

A measurement of same-charge lepton pairs is sensitive to the same-charge partial decay width of $H^{\pm\pm}$ given by:

$$\Gamma(H^{\pm\pm} \rightarrow \ell^\pm \ell'^\pm) = k \frac{h_{\ell\ell'}^2}{16\pi} m(H^{\pm\pm}), \quad (1)$$

with $k = 2$ if the two leptons have the same flavour and $k = 1$ if their flavours are different. The factor $h_{\ell\ell'}$ has an upper bound that depends on the flavour combination [24,25] but it is set to an allowed value $h_{\ell\ell'} = 0.02$ for all flavour combinations in this analysis. This choice corresponds to prompt decays of the $H^{\pm\pm}$ bosons and, according to Eq. (1), results in a mean proper decay length $c\tau \sim 10 \text{ fm}$ across the whole $H^{\pm\pm}$ mass range considered in this search. In general, there is no preference for decays into heavier leptons, as the coupling is not proportional to the lepton mass as it is for the SM Higgs boson. Therefore, the couplings of $H^{\pm\pm}$ to all three SM charged leptons (e, μ, τ) were assumed to be the same.

It is worth stressing that lepton-flavour-violating decays such as $H^{\pm\pm} \rightarrow e^\pm \mu^\pm$, $H^{\pm\pm} \rightarrow \mu^\pm \tau^\pm$ or $H^{\pm\pm} \rightarrow e^\pm \tau^\pm$ are also allowed by the model. This fact connects high-energy searches at LHC with low-energy neutrinoless double beta decay searches [26].

The analysis presented in this paper searches for leptonic decays $H^{\pm\pm} \rightarrow \ell^\pm \ell'^\pm$ of doubly charged Higgs boson pairs, resulting in same-charge lepton pairs in final states with two, three or four leptons. Since these events are produced very rarely in proton–proton (pp) collisions by SM processes, same-charge lepton pairs represent a striking signature for BSM physics. The analysis only considers light leptons (e and μ) in the two-, three- and four-lepton final states, thereby including leptonic τ decays, using the whole 139 fb^{-1} dataset from Run 2 of the LHC. The assumption that the branching ratios to each of the possible leptonic final states are equal, $\mathcal{B}(H^{\pm\pm} \rightarrow e^\pm e^\pm) = \mathcal{B}(H^{\pm\pm} \rightarrow e^\pm \mu^\pm) = \mathcal{B}(H^{\pm\pm} \rightarrow \mu^\pm \mu^\pm) = \mathcal{B}(H^{\pm\pm} \rightarrow e^\pm \tau^\pm) = \mathcal{B}(H^{\pm\pm} \rightarrow \mu^\pm \tau^\pm) = \mathcal{B}(H^{\pm\pm} \rightarrow \tau^\pm \tau^\pm) = 1/6$, is made. To estimate the compatibility of the data with the SM expectations, as well as to extract upper limits on the $H^{\pm\pm}$ mass at 95% CL, a binned maximum-likelihood fit to data is performed in all control and signal regions, described in Sect. 4. A simultaneous fit to the distribution of the invariant mass of the two same-charge leptons with the highest p_T in the event is implemented in the two- and three-lepton regions, while a single-bin event yield is used in the four-lepton regions, merging two-lepton channels to obtain the best sensitivity.

This paper is organised as follows. The ATLAS detector is described in Sect. 2, the data and simulated events used in the analysis are outlined in Sect. 3, and the event reconstruction procedure and the analysis strategy are detailed in Sect. 4. The background estimation is presented in Sect. 5, and the sys-

tematic uncertainties are described in Sect. 6. Finally, results and their statistical interpretation are presented in Sect. 7, followed by the conclusions in Sect. 8.

2 ATLAS detector

The ATLAS detector [27] is a multipurpose particle detector covering nearly 4π in solid angle in one of the pp interaction regions of the LHC. It consists of several subdetectors assembled with a cylindrical symmetry coaxial with the beam axis.² The inner detector (ID) surrounding the beam pipe is immersed in a 2 T solenoidal magnetic field and provides charged-particle tracking in the range $|\eta| < 2.5$. Starting from the beam pipe and going outwards, the ID is composed of a high-granularity silicon pixel detector that typically provides four measurements per track, the first hit normally being in the insertable B-layer installed before Run 2 [28, 29], a silicon microstrip tracker, and a transition radiation tracker (TRT) that covers the region up to $|\eta| = 2.0$. The TRT also provides electron identification information based on the fraction of hits (typically 30 in total) above a higher energy-deposit threshold corresponding to transition radiation.

Outside the thin superconducting solenoid, the calorimeter system covers the pseudorapidity range $|\eta| < 4.9$. Within the region $|\eta| < 3.2$, electromagnetic calorimetry is provided by barrel and endcap high-granularity lead/liquid-argon (LAr) calorimeters, with an additional thin LAr presampler covering $|\eta| < 1.8$ to correct for energy loss in material upstream of the calorimeters. Hadron calorimetry is provided by the steel/scintillator-tile calorimeter, segmented into three barrel structures within $|\eta| < 1.7$ and two copper/LAr hadron endcap calorimeters. The solid angle coverage is completed with forward copper/LAr and tungsten/LAr calorimeter modules optimised for electromagnetic and hadronic energy measurements respectively.

In the outer part of the ATLAS detector, the muon spectrometer (MS) covers the region $|\eta| < 2.7$ with three layers of precision tracking chambers. These consist of monitored drift tubes except in the innermost layer at $2.0 < |\eta| < 2.7$, where cathode-strip chambers are used to cope with the much higher rate of background particles. The muon trigger system covers the range $|\eta| < 2.4$ with resistive-plate chambers in the barrel, and thin-gap chambers in the endcap regions. The

MS is immersed in a magnetic field produced by three large superconducting air-core toroidal magnets with eight coils each. The field integral of the toroids ranges between 2.0 and 6.0 Tm across most of the detector.

A two-level trigger system selects events that are of interest for the ATLAS physics programme [30]. The first-level trigger is implemented in hardware and reduces the event rate to below 100 kHz. A software-based trigger further reduces this to a recorded event rate of approximately 1 kHz.

An extensive software suite [31] is used in data simulation, in the reconstruction and analysis of real and simulated data, in detector operations, and in the trigger and data acquisition systems of the experiment.

3 Dataset and simulated event samples

This analysis uses data from pp collisions occurring every 25 ns at $\sqrt{s} = 13$ TeV, collected during Run 2 of the LHC from 2015 to 2018. Events selected for analysis are required to pass standard data-quality requirements [32] and they amount to a total integrated luminosity of 139 fb^{-1} . The uncertainty in the combined 2015–2018 integrated luminosity is 1.7% [33], obtained using the LUCID-2 detector [34] for the primary luminosity measurements. Events were collected using two-lepton triggers that select pairs of electrons [35] or muons [36] or electron–muon combinations [35]. The transverse momentum (p_T) thresholds of the unrescaled two-lepton triggers were raised during Run 2 because of the increasing luminosity of the colliding beams but were never higher than 24 GeV (24 GeV) for the (sub-)leading electron or 22 GeV (14 GeV) for the (sub-)leading muon.

Monte Carlo (MC) methods were used to model signal and background events. The GEANT4 toolkit [37] was used to simulate the response of the ATLAS detector [38]. Simulated events were reconstructed with the same algorithms as those applied to data [31] and were corrected with calibration factors to better match the performance measured in data. The various tools and set-ups used to simulate the different processes are summarised in Table 1. To minimise the impact of the theoretical uncertainties on the final result, the normalisation of the MC samples that model the dominant backgrounds is considered a free parameter in the final likelihood fit, described in Sect. 7.

Signal events were generated at leading order (LO) with the LRSM package in PYTHIA 8.212 [39], which implements the $H^{\pm\pm}$ scenario described in Ref. [40]. All samples contain a mixture of $H_L^{\pm\pm}$ and $H_R^{\pm\pm}$ particles. A set of tuned parameters called the A14 tune [41] and the NNPDF2.3LO parton distribution function (PDF) set [42] were used. The value of $h_{\ell\ell'}$ in Eq. (1) was set to 0.02 for each leptonic decay mode to obtain a $H^{\pm\pm}$ decay width that is negligible compared to the detector resolution. Consequently, the branching ratios are

² ATLAS uses a right-handed coordinate system with its origin at the nominal interaction point (IP) in the centre of the detector and the z -axis along the beam pipe. The x -axis points from the IP to the centre of the LHC ring, and the y -axis points upwards. Cylindrical coordinates (r, ϕ) are used in the transverse plane, ϕ being the azimuthal angle around the z -axis. The pseudorapidity is defined in terms of the polar angle θ as $\eta = -\ln \tan(\theta/2)$. Angular distance is measured in units of $\Delta R \equiv \sqrt{(\Delta\eta)^2 + (\Delta\phi)^2}$.

Table 1 Simulated signal and background event samples; the corresponding event generator, PDF set used for the matrix element, cross-section normalisation, set of tuned parameters and parton shower are shown for each sample. The generator cross-section is used where not specifically stated otherwise

Physics process	Event generator	PDF set	Cross-section normalisation	Parton shower	Parton shower tune
Signal					
$H^{\pm\pm}$	PYTHIA 8.212 [39]	NNPDF2.3LO [42]	NLO	PYTHIA 8.212 and EVTGEN 1.6.0	A14 [41]
Drell–Yan					
$Z/\gamma^* \rightarrow e^-e^+/\mu^+\mu^-/\tau^+\tau^-$	SHERPA 2.2.1 [43]	NNPDF3.0NNLO [44]	NNLO	SHERPA	SHERPA default
Diboson					
ZZ, WZ, WW	SHERPA 2.2.1 and 2.2.2	NNPDF3.0NNLO	NLO	SHERPA	SHERPA default
Multiboson					
WWW, WWZ, WZZ, ZZZ	SHERPA 2.2.1 and 2.2.2	NNPDF3.0NNLO	NLO	SHERPA	SHERPA default
Top-quark processes					
$t\bar{t}$	POWHEG BOX v2 [55–58]	NNPDF3.0NLO	NNLO + NNLL	PYTHIA 8.230	A14
Single t	POWHEG BOX v2 [56–58]	NNPDF3.0NLO	NLO	PYTHIA 8.230	A14
$3t, 4t$	MADGRAPH5_AMC@NLO 2.2.2 [59]	NNPDF2.3LO	LO	PYTHIA 8.186	A14
$t\bar{t} + W/Z/H$	MADGRAPH5_AMC@NLO 2.3.3	NNPDF3.0NLO	NLO	PYTHIA 8.210	A14

assumed to be equal for all possible leptonic final states. Only Drell–Yan production of the $H^{\pm\pm}$ particles was simulated. The $H_L^{\pm\pm}$ pair production cross-sections at $\sqrt{s} = 13$ TeV were calculated to leading-order and next-to-leading-order (NLO) accuracies [18]. The resulting NLO-to-LO K -factor was then applied to the $H_R^{\pm\pm}$ LO production cross-section, σ_R^{LO} . The cross-sections for the Zee–Babu model were calculated using the same simulation set-up at NLO accuracy [19] and agree well with the $K \times \sigma_R^{\text{LO}}$ value, as expected. Eleven samples were simulated with different masses of the $H^{\pm\pm}$ particle decaying into light leptons, and an additional 11 samples with at least one τ -lepton in the final state were produced. Signal mass points considered in the analysis range from 400 GeV to 1300 GeV in steps of 100 GeV.

Drell–Yan $\ell^+\ell^-$ production was modelled with the SHERPA 2.2.1 generator [43] and the NNPDF3.0NNLO set of PDFs [44], using NLO matrix elements for up to two partons, and LO matrix elements for up to four partons, calculated with the Comix [45] and OPENLOOPS [46–48] libraries. They were matched with the SHERPA parton shower [49] using the MEPS@NLO prescription [50–53]. The parton shower used the set of tuned parameters developed by the SHERPA authors, and the samples were normalised to a next-to-next-to-leading-order (NNLO) prediction [54]. Similar methods were used to simulate W + jets processes that contribute to the fake-lepton background, which is estimated in Sect. 5.

Samples of diboson (VV) and multiboson (VVV) final states were simulated with the SHERPA [43] generator, using version 2.2.1 or 2.2.2, depending on the process. Where appropriate, off-shell effects and Higgs boson contributions were included. Fully leptonic final states and semileptonic final states, where one boson decays leptonically and the other hadronically, were generated using matrix elements at NLO accuracy in QCD for up to one additional parton and at LO accuracy for up to three additional parton emissions. Samples for the loop-induced processes, $gg \rightarrow VV$, were generated using LO-accurate matrix elements for up to one additional parton emission for both the fully leptonic and semileptonic final states. The matrix element calculations were matched and merged with the SHERPA parton showers, using Catani–Seymour dipole factorisation [45, 49] with the MEPS@NLO prescription [50–53]. The virtual QCD corrections were provided by the OPENLOOPS library [46–48]. The NNPDF3.0NNLO set of PDFs was used [44], along with the dedicated set of tuned parton-shower parameters developed by the SHERPA authors.

The NLO POWHEG BOX v2 [55–58] generator was used with the NNPDF3.0NLO [44] PDF set to model the production of $t\bar{t}$ and single-top-quark Wt -channel events; the top-quark mass was set to 172.5 GeV and the h_{damp} paramete-

ter³ was set to $1.5 m_{\text{top}}$ [60]. For the Wt -channel single-top events, the diagram removal scheme [61] was used to remove interference and overlap with $t\bar{t}$ production. The events were interfaced to PYTHIA 8.230 [39] to model the parton shower, hadronisation, and underlying event, with parameters set according to the A14 tune [41] and using the NNPDF2.3LO set of PDFs [42]. The decays of bottom and charm hadrons were performed by EVTGEN 1.6.0 [62]. Additionally, top-quark spin correlations are preserved through the use of MADSPIN [63]. The predicted $t\bar{t}$ production cross-section, calculated with TOP++2.0 [64] to NNLO in perturbative QCD and including soft-gluon resummation to next-to-next-to-leading-log order, is 830_{-29}^{+20} (scale) ± 35 (PDF + α_s) pb.

The MADGRAPH5_AMC@NLO2.3.3 [59] generator was used with the NNPDF3.0NLO [44] PDF set to model the production of $t\bar{t} + W/Z/H$ events. The events were interfaced to PYTHIA 8.210 [39] using the A14 tune [41] and the NNPDF2.3LO [44] PDF set. The production of $3t$ and $4t$ events was modelled using the MADGRAPH5_AMC@NLO 2.2.2 [59] generator at LO with the NNPDF2.3LO [44] PDF set. The events were interfaced with PYTHIA 8.186 [65] using the A14 tune [41] and the NNPDF2.3LO [44] PDF set. The decays of bottom and charm hadrons were simulated using the EVTGEN 1.2.0 program [62].

Top-quark processes ($t\bar{t}$, single-top-quark, $3t$, $4t$ and $t\bar{t} + W/Z/H$) and multiboson processes (WWW , WWZ , WZZ and ZZZ) are grouped together and form the ‘Other’ background category. Pile-up events from additional interactions in the same or neighbouring bunch crossings were simulated with PYTHIA 8.186 [65] using the NNPDF2.3LO PDFs and the A3 tune [66] and overlaid on the simulated hard-scatter events, which were then reweighted to match the pile-up distribution observed in data.

4 Event reconstruction and selection

To reduce non-collision backgrounds originating from beam-halo events and cosmic rays, events are required to have at least one reconstructed primary vertex with at least two associated tracks, each having p_T greater than 500 MeV. Among all the vertices in the event, the one with the highest sum of squared p_T of the associated tracks is identified as the primary vertex. Events that contain jets must also satisfy the quality criteria described in Ref. [67].

³ The h_{damp} parameter is a resummation damping factor and one of the parameters that controls the matching of POWHEG matrix elements to the parton shower and thus effectively regulates the high- p_T radiation against which the $t\bar{t}$ system recoils.

4.1 Event reconstruction

This analysis classifies leptons into two exclusive categories called *tight* and *loose*, defined specifically for each lepton flavour as described in Sect. 5. Leptons selected in the *tight* category are mostly prompt leptons that are estimated using Monte Carlo samples and originate from decays of Z , W , H bosons, or from prompt leptonic τ decays, while *loose* leptons are mostly non-prompt and misidentified leptons used for the estimation of reducible background. Lepton definitions described in the following three paragraphs correspond to the *tight* category and the corresponding selection is referred to as *baseline event selection*.

Electron candidates are reconstructed by using electromagnetic calorimeter and ID information to match an isolated calorimeter energy deposit to a charged-particle track. They are required to stay within the fiducial volume of the inner detector, $|\eta| < 2.47$, and to have transverse momenta $p_T > 40$ GeV. Moreover, electrons must pass at least the LHTight identification level, based on a multivariate likelihood discriminant [68,69]. The discriminant relies on track and calorimeter energy cluster information. Electron candidates within the transition region between the barrel and endcap electromagnetic calorimeters ($1.37 < |\eta| < 1.52$) are vetoed due to limitations in their reconstruction quality. The track associated with the electron candidate must have a transverse impact parameter d_0 that, evaluated at the point of closest approach of the track to the beam axis in the transverse plane, satisfies $|d_0|/\sigma(d_0) < 5$, where $\sigma(d_0)$ is the uncertainty on d_0 . In addition, the longitudinal distance z_0 from the primary vertex to the point where d_0 is measured must satisfy $|z_0 \sin(\theta)| < 0.5$ mm, where θ is the polar angle of the track. The combined identification and reconstruction efficiency for LHTight electrons varies from 58% to 88% over the transverse energy range from 4.5 GeV to 100 GeV. Electron candidates must also satisfy the FCLoose isolation requirement, which uses calorimeter-based and track-based isolation criteria that reach an efficiency of about 99%. Electron candidates are discarded if their angular distance from a jet satisfies $0.2 < \Delta R < 0.4$. If $\Delta R(e, j) < 0.2$, the jet is discarded. Both the reconstruction and isolation performance are evaluated in $Z \rightarrow ee$ decay measurements described in Ref. [68].

A dedicated machine-learning algorithm (BDT) is applied to reject electrons with incorrectly identified charge [68]. A selection requirement on the BDT output is chosen to achieve a rejection factor that is between 7 and 10 for electrons having a wrong charge assignment while selecting properly measured electrons with an efficiency of 97%.

Muon candidates are reconstructed by matching a track from the muon spectrometer with an inner-detector track. The candidates must have $p_T > 40$ GeV and $|\eta| < 2.5$, and satisfy the impact parameter requirements $|d_0|/\sigma(d_0) < 3$

and $|z_0 \sin(\theta)| < 0.5$ mm. If a muon candidate has a p_T higher than 300 GeV, it must satisfy a special `HighPt` muon quality requirement. If its p_T is less than 300 GeV, the `Medium` quality requirement is used. The criteria associated with these selections are described in Ref. [70]. The muon candidates must also meet the track-based `FixedCutTightTrackOnly` isolation requirement. The full set of selections results in a reconstruction and identification efficiency of over 95% in the entire phase space, as measured in $Z \rightarrow \mu\mu$ events [71]. If a muon and a jet featuring more than three tracks lie $\Delta R < 0.4$ apart and the muon's transverse momentum is less than half of the jet's p_T , the muon is discarded. Furthermore, a muon candidate that deposits a sufficiently large fraction of its energy in the calorimeter is rejected if it also shares a reconstructed ID track with an electron.

Jets are reconstructed using particle-flow objects that combine tracking and calorimetric information [72]. The anti- k_t algorithm [73], implemented in FASTJET [74], is applied with a radius parameter $R = 0.4$. The measurements of jet p_T are calibrated to the particle level [75]. To help reject additional jets produced by pile-up, a 'jet vertex tagger' (JVT) algorithm [76] is used for jets with $p_T < 60$ GeV and $|\eta| < 2.4$. It employs a multivariate technique that relies on jet energy and tracking variables to determine the likelihood that the jet originates from the primary vertex. The *medium* JVT working point is used, which has an average efficiency of 92%.

Jets considered in this analysis are required to have $p_T > 20$ GeV and $|\eta| < 2.5$. Jets within $\Delta R = 0.2$ of an electron are discarded. Jets within $\Delta R = 0.2$ of a muon and featuring fewer than three tracks or having $p_T(\mu)/p_T(\text{jet}) > 0.5$ are also discarded. Events containing jets identified as originating from b -quarks are vetoed. They are identified with a multivariate algorithm [75] which uses information about the impact parameters of inner-detector tracks matched to the jet, the presence of displaced secondary vertices, and the reconstructed flight paths of b - and c -hadrons inside the jet [77–79]. The algorithm is used at a working point that provides a b -tagging efficiency of 77%, as determined in a sample of simulated $t\bar{t}$ events. The working point provides rejection factors of approximately 134, 6, and 22 for light-quark and gluon jets, c -jets, and hadronically decaying τ -leptons, respectively.

The missing transverse momentum is defined as the negative vector sum of the transverse momenta of fully reconstructed particles and its magnitude is denoted by E_T^{miss} . If an event has tracks that are not assigned to any of the physics objects but are matched to the primary vertex, an additional 'soft term' is added. In a high pile-up environment, this term improves the reconstruction of E_T^{miss} [80].

Correction factors are applied to the selected electrons, muons, and jets. For electrons and muons, these factors account for identification and selection efficiency differences between data and simulation [68, 70], while for jets, they correct the jet energy scale and jet energy resolution [75].

4.2 Event selection

The baseline event selection requires at least two light leptons to be identified as *tight*. For this search, three distinct types of regions are defined: *control regions* (CR), *validation regions* (VR), and *signal regions* (SR). The normalisation factors of the dominant backgrounds are treated as free parameters in the likelihood fit and are constrained by the control regions. Validation regions are used to cross-check the fit results but are not included in the fit itself. Both the control regions and validation regions are intended to be close to the kinematic region of the expected signal but must be constructed in a way to allow only negligible signal contamination. The CRs and VRs are defined using selections that are orthogonal to the SRs. The analysis is sensitive to final states with three different lepton multiplicities. The regions are optimised to search for one same-charge lepton pair in the case of regions requiring two or three leptons, while four-lepton events are required to feature two same-charge pairs with zero total charge. The main variable used to distinguish between control, validation and signal regions is the invariant mass of the two same-charge leptons with the highest p_T in the event, $m(\ell^\pm, \ell'^\pm)_{\text{lead}}$, where $\ell, \ell' = e, \mu$. This variable is also used in the final fit to data in the two- and three-lepton regions, while a single-bin event yield is used in the four-lepton regions. The selection criteria for each region are summarised in Table 2.

Events with at least one b -tagged jet are vetoed in all regions to suppress background events arising from top-quark decays. In regions with more than two leptons, the so-called Z -veto condition is required, i.e. events containing same-flavour lepton pairs having invariant masses within 20 GeV of the Z -boson mass ($71.2 \text{ GeV} < m(\ell, \ell) < 111.2 \text{ GeV}$) are rejected in order to suppress events featuring a Z boson in the final state. The Z -veto is not applied in four-lepton control and validation regions – this increases the available number of simulated diboson events.

4.2.1 Signal regions

The signal regions, independently of the lepton multiplicity and flavour combination, require invariant masses of the same-charge leading lepton pair to be above 300 GeV. To maximise the sensitivity, additional requirements are imposed on same-charge lepton pairs, regardless of the flavour. These exploit both the boosted decay topology of the

Table 2 Summary of regions defined in the analysis. The table is split into four horizontal blocks: the upper block indicates the final states for each region, the second block lists the lepton multiplicity of the region, the third block indicates the mass range of the corresponding final state, and the lower block indicates the event selection criteria for the region. The application of a selection requirement is indicated by

a check-mark (✓), or by *inverted* when it is inverted. The three- and four-lepton regions include all light-lepton flavour combinations. No selection is applied when a dash is present in the corresponding cell. A selection on the average invariant mass of the two same-charge lepton pairs, $\bar{m} \equiv (m_{\ell^+ \ell'^+} + m_{\ell^- \ell'^-})/2$, is used to increase the signal significance in the four-lepton signal region

Channel	Control regions				Signal regions			Validation regions		
	DYCR	DBCR2L	DBCR3L	CR4L	SR2L	SR3L	SR4L	VR2L	VR3L	VR4L
	e^+e^-	$e^\pm e^\pm$ $e^\pm \mu^\pm$ $\mu^\pm \mu^\pm$	$\ell^\pm \ell^\pm \ell^\mp$	$\ell^+ \ell^+ \ell^- \ell^-$	$e^\pm e^\pm$ $e^\pm \mu^\pm$ $\mu^\pm \mu^\pm$	$\ell^\pm \ell^\pm \ell^\mp$	$\ell^+ \ell^+ \ell^- \ell^-$	$e^\pm e^\pm$ $e^\pm \mu^\pm$ $\mu^\pm \mu^\pm$	$\ell^\pm \ell^\pm \ell^\mp$	$\ell^+ \ell^+ \ell^- \ell^-$
Number of leptons	2	2	3	4	2	3	4	2	3	4
$m(\ell^\pm, \ell'^\pm)_{\text{lead}}$ [GeV]	≥ 300	-	-	-	-	-	-	-	-	-
$m(\ell^\pm, \ell'^\pm)_{\text{lead}}$ [GeV]	-	[200, 300)	≥ 300	[100, 200)	≥ 300	≥ 300	≥ 300	≥ 300	[100, 300)	[200, 300)
$p_T(\ell^\pm, \ell'^\pm)_{\text{lead}}$ [GeV]	-	-	-	-	≥ 300	≥ 300	-	[200, 300)	-	-
$\Delta R(\ell^\pm, \ell'^\pm)_{\text{lead}}$	-	-	-	-	< 3.5	-	-	< 3.5	-	-
\bar{m} [GeV]	-	-	-	-	-	-	≥ 300	-	-	-
E_T^{miss} [GeV]	-	> 30	-	-	-	-	-	> 30	-	-
$ \eta(\ell, \ell') $	-	< 3.0	-	-	-	-	-	< 3.0	-	-
Z-veto	-	-	inverted	-	-	✓	✓	-	✓	-

$H^{\pm\pm}$ resonance and the high energy of the decay products. The same-charge lepton angular separation in the two-lepton signal region (SR2L) is required to be $\Delta R(\ell^\pm, \ell'^\pm) < 3.5$. Furthermore, the vector sum of the two leading leptons' transverse momenta, $p_T(\ell^\pm, \ell'^\pm)_{\text{lead}}$, must exceed 300 GeV in both the two-lepton and three-lepton (SR3L) signal regions. In the four-lepton signal region (SR4L), the signal significance is increased by requiring the average invariant mass of the two same-charge lepton pairs to satisfy $\bar{m} = (m_{\ell^+ \ell'^+} + m_{\ell^- \ell'^-})/2 > 300$ GeV.

The efficiency for signal events to pass the signal region selections depends on the signal mass and on the flavour combination of the leptons in the final states. For the benchmark $H^{\pm\pm}$ masses, the efficiencies range between 10% and 20% in the two-lepton signal regions, while the typical efficiencies in the three- and four-lepton signal regions vary from 30% to 40%. Generally, the efficiencies increase with the $H^{\pm\pm}$ mass. Focusing on two-lepton regions, the efficiencies are highest for the $e\mu$ channel, lower for the ee channel and lowest for the $\mu\mu$ channel, which is an effect of the two-lepton triggers used in the search.

The following control and validation regions either span a lower $m(\ell^\pm, \ell'^\pm)_{\text{lead}}$ interval or require other orthogonal selections if the same $m(\ell^\pm, \ell'^\pm)_{\text{lead}}$ window as in the signal regions is used.

4.2.2 Control regions

Firstly, the two-lepton diboson control region (DBCR2L) is used to constrain the dominant diboson contribution in the two-lepton final states and spans a $m(\ell^\pm, \ell'^\pm)_{\text{lead}} \in [200, 300)$ GeV range. A significant

Drell–Yan event yield was observed in the ee channel, so additional selections on E_T^{miss} and the pseudorapidity of the same-charge lepton pair, $|\eta(\ell^\pm, \ell'^\pm)|$, are required to specifically suppress the Drell–Yan background. The Drell–Yan background is further constrained by the opposite-charge Drell–Yan control region (DYCR), where exactly two electrons with opposite charges are required. Since it is designed to target only opposite-charge electron pairs, the invariant mass of the opposite-charge electron pair is required to be $m(e^\pm, e^\mp)_{\text{lead}} > 300$ GeV and is also used as the fit variable. Then, the three-lepton diboson control region (DBCR3L) is used to constrain the diboson background yield, independently of the flavour combination. Since the $m(\ell^\pm, \ell'^\pm)_{\text{lead}}$ requirement is the same as it is in the corresponding three-lepton signal region, at least one Z-boson candidate is required in order to achieve orthogonality. Finally, the four-lepton control region (CR4L) is used to constrain the yield of the dominant diboson background in four-lepton regions, where $m(\ell^\pm, \ell'^\pm)_{\text{lead}}$ is restricted to be between 100 GeV and 200 GeV. The signal contamination in all control regions is negligible.

4.2.3 Validation regions

The two-lepton validation region (VR2L) is used to validate the data-driven fake-lepton background estimation and to assess the diboson modelling in the two-lepton channel. The $m(\ell^\pm, \ell'^\pm)_{\text{lead}}$ selection is the same as in the SR2L, thus requiring an inverted $p_T(\ell^\pm, \ell'^\pm)_{\text{lead}}$ cut with respect to the corresponding signal region. Similarly to the DBCR2L, additional requirements on E_T^{miss} and $|\eta(\ell^\pm, \ell'^\pm)|$ are imposed only in the ee channel. The three-lepton validation region

(VR3L) is used to validate the diboson background and fake-lepton background with three reconstructed leptons in the final states. The $m(\ell^\pm, \ell'^\pm)_{\text{lead}}$ value is required to be within the interval of [100, 300) GeV. Additionally, a Z-veto condition is applied. The four-lepton validation region (VR4L) is used to validate the diboson modelling in the four-lepton region and is defined by the $200 \text{ GeV} < m(\ell^\pm, \ell'^\pm)_{\text{lead}} < 300 \text{ GeV}$ requirement. The signal yield does not exceed a few per cent of the background yield in any validation region.

5 Background composition and estimation

In this section, background estimation techniques are described. Different lepton multiplicity and flavour channels in the analysis have different background compositions and thus require different treatments. Backgrounds can be categorised into irreducible and reducible types, which can be identified by their source. The former category is derived from MC simulation and the latter with data-driven methods.

Irreducible background sources are SM processes producing the same prompt final-state lepton pairs as the signal, with the dominant contributions in this analysis coming from diboson production. Irreducible prompt SM backgrounds in all regions are estimated using the simulated samples listed in Sect. 3.

Reducible background sources are processes where reconstructed leptons originate from misreconstructed objects such as jets, or from light- or heavy-quark decays or, in the electron case, from photon conversions. These types of events thus contain at least one non-prompt lepton. Events containing leptons whose charges were incorrectly assigned also enter the reducible background category. An example of this type of background is the Drell–Yan background, where the contribution is normalised to the DYCR, then reweighted for the charge misidentification probability and finally used to predict yields in the same-charge selections.

To avoid overlap between the irreducible backgrounds estimated using MC simulation and the data-driven, reducible backgrounds, events from the MC background samples are considered only if reconstructed leptons can be matched to their prompt generator-level counterparts. Electrons are the only significant source of charge misidentification.

5.1 Electron charge misidentification

Electron charge misidentification is caused mainly by bremsstrahlung emission from the electrons as they propagate through the detector material. The emitted photon can either convert to an electron–positron pair or traverse the

inner detector without creating any track. In the first case, the calorimeter energy cluster corresponding to the initial electron can be matched to the wrong-charge track. In the case of photon emission without subsequent pair production, the electron track usually has only very few hits in the silicon pixel layers, while other hits are from unknown sources. This can lead to the wrong charge assignment from the track curvature, but a correct estimate of the electron energy, since its estimation relies mostly on the calorimeter.

The reducible background due to charge misidentification is estimated in same-charge analysis channels that contain electrons. The modelling of charge misidentification in the GEANT4 simulations deviates from data because of the complex processes involved, which depend sensitively on the arrangement of the material in the detector. Consequently, charge reconstruction correction factors are derived by comparing the charge misidentification probability measured in $Z \rightarrow ee$ data with the one in simulation. The charge misidentification probability is extracted by performing a likelihood fit to a dedicated $Z \rightarrow ee$ data sample, as described in Ref. [68]. These scale factors are then applied to the simulated background events to compensate for the differences.

5.2 Fake/non-prompt lepton background

The *non-prompt* lepton background refers to a reducible background that originates from secondary decays of light- or heavy-flavour mesons into light leptons that are usually surrounded by jets. Another source of reducible background (*fakes*) arises from other physics objects misidentified as electrons or muons. Collectively, such events are referred to as the *fake/non-prompt* (FNP) background. The *b*-jet veto significantly reduces the number of FNP leptons from heavy-flavour decays. Most of the FNP leptons still passing the analysis selection originate from in-flight decays of mesons inside jets, jets misreconstructed as electrons, and conversions of initial- and final-state radiation photons. MC samples are not used to estimate these background sources because the simulation of jet production and hadronisation has large intrinsic uncertainties. It is estimated with a data-driven approach, the so-called *fake factor* method described in Ref. [81]. This method relies on determining the probability, or fake factor (F_ℓ), for a FNP lepton to be identified as a prompt lepton, corresponding to the default lepton selection. Electrons that pass the `LHLoose` identification requirements [68, 69] but fail either the `LHTight` identification or the isolation requirements are referred to as *loose*. Muons, on the other hand, must pass the `LHMedium` identification requirements [70] but fail isolation to enter the *loose* category. Electron and muon fake factors, F_ℓ , are then defined as the ratio of the number of *tight* leptons to the number of *loose* leptons and are parameterised as functions of p_T , E_T^{miss} , and η . The FNP lepton background (containing at least one fake lepton) is estimated in the SR

Table 3 Selection criteria defining the FNP lepton regions used to measure the ratio of the numbers of *tight* and *loose* leptons, the so-called fake factor, for the electron and muon channels. The fake factors are parameterised with a variable binning in p_T , which ensures that the statistical uncertainty stays below a fixed threshold

Muon channel	Electron channel
p_T variable binning	
b -jet veto	
Single-muon trigger	Single-electron trigger
Exactly one muon	Exactly one electron
Five η bins, two E_T^{miss} bins	Four η bins, two E_T^{miss} bins
$p_T(\text{jet}) > 35$ GeV	
$\Delta\phi(\mu, \text{jet}) > 2.7$	
$E_T^{\text{miss}} < 40$ GeV	

by applying F_ℓ as a normalisation correction to relevant distributions in a region which has the same selection criteria as the SR, except that at least one of the two leptons must pass the *loose* selection but fail the *tight* one. The fake factor is measured in dedicated fake-enriched regions, reported in Table 3, where events must pass prescaled support single-lepton triggers without isolation criteria, contain no b -jets and have exactly one reconstructed lepton that satisfies either the *tight* selection criteria or a relaxed *loose* selection. No additional requirements are used in the electron channel. Exactly one jet with a $p_T > 35$ GeV and one reconstructed muon have to be back-to-back in the muon fake-enriched region. This is achieved by requiring $\Delta\phi(\mu, \text{jet}) > 2.7$. In addition, $W \rightarrow \mu\nu$ events are rejected by requiring $E_T^{\text{miss}} < 40$ GeV. Most of the selected events are dijet events, while the majority of prompt leptons originate from the W + jets process.

The fake-factor method relies on the assumption that no prompt leptons appear in the fake-enriched samples, which is not fully correct given the imposed selections. Therefore, the number of residual prompt leptons in the fake-enriched regions is estimated using the Monte Carlo samples described in Sect. 3 and subtracted from the numbers of *tight* and *loose* leptons used to measure the fake factors.

Dedicated two-, three-, and four-lepton validation regions, defined in Table 2, are used to validate both the data-driven FNP lepton estimation and the modelling of the dominant diboson background in regions as similar to the signal regions as possible. Figures 2 and 3 present the $m(\ell^\pm, \ell'^\pm)_{\text{lead}}$ distributions ($\ell, \ell' = e, \mu$) in the validation regions, which are sensitive to different background sources. A simultaneous background-only fit to data in all CRs was performed with diboson and Drell–Yan background normalisations considered as free parameters and with nuisance parameters corresponding to systematics listed in Sect. 6 included. Good background modelling is observed in all these regions.

6 Systematic uncertainties

Several sources of systematic uncertainty are accounted for in the analysis. These correspond to experimental and theoretical sources affecting both the background and signal predictions. All considered sources of systematic uncertainty affect the total event yield, and all, except the luminosity and cross-section uncertainties, also affect the distributions of the variables used in the fit (Sect. 7).

The cross-sections used to normalise the simulated samples are varied to account for the scale and PDF uncertainties in the cross-section calculation. The variation is 6% for diboson production [82], 13% for $t\bar{t}W$ production, 12% for $t\bar{t}Z$ production, and 8% for $t\bar{t}H$ production [83]. Since the yield of the diboson background is derived from the likelihood fit to the data, these systematic variations contribute by changing the shapes and the relative normalization of the background predictions used in the likelihood fit in the CRs and SRs. The theoretical uncertainty in the Drell–Yan background is estimated by PDF eigenvector variations of the nominal PDF set, and variations of the PDF scale, α_s , electroweak corrections, and photon-induced corrections. For SHERPA-simulated processes (Drell–Yan, diboson and multi-boson processes as listed in Table 1), uncertainties from missing higher orders were evaluated [84] using seven variations of the QCD factorisation and renormalisation scales in the matrix elements by factors of 0.5 and 2, avoiding variations in opposite directions. The effect of the PDF choice is considered using the PDF4LHC prescription [85]. Uncertainties in the nominal PDF set were evaluated using 100 replica variations. Additionally, the results were cross-checked using the central values of the CT14NNLO [86] and MMHT2014NNLO [87] PDF sets. The effect of the uncertainty in the strong coupling constant, α_s , was assessed by variations of ± 0.001 . For $t\bar{t}$ and single-top-quark samples, the uncertainties in the cross-section due to the PDF and α_s were calculated using the PDF4LHC15 prescription [85] with the MSTW2008NNLO [88, 89], CT10NNLO [90, 91] and NNPDF2.3LO [42] PDF sets in the five-flavour scheme, and were added in quadrature to the effect of the factorisation scale uncertainty. For $t\bar{t}V$ production and processes producing three or more top quarks, the uncertainty due to initial-state radiation (ISR) was estimated by comparing the nominal event sample with two samples where the up/down variations of the A14 tune were employed. The theoretical uncertainty of the NLO cross-section for $pp \rightarrow H^{++}H^{--}$ is reported to range from a few per cent at low $H^{\pm\pm}$ masses to approximately 25% [18, 19] for the highest signal mass points studied in the analysis. It is not included in a fit as a nuisance parameter but is drawn as an uncertainty band around the theoretical curves in the exclusion limit plots in Figs. 8 and 9. The uncertainty on signal cross-section includes the renormalisation and factorisation scale dependence and the uncertainty in the parton densi-

Fig. 2 Distributions of two-lepton mass $m(\ell^\pm, \ell'^\pm)_{\text{lead}}$ for data and SM background predictions in validation regions: **a** the electron–electron, **b** the electron–muon, and **c** the muon–muon two-lepton validation regions. Backgrounds from top-quark and multiboson processes are merged, forming the ‘Other’ category. The hatched bands include all systematic uncertainties after a background-only fit to data (post-fit), with the correlations between various sources taken into account. The last bin also includes any overflow entries. The error bars show statistical uncertainties. The lower panels show the ratio of the observed data to the estimated SM background. The red arrows indicate points that are outside the vertical range of the figure

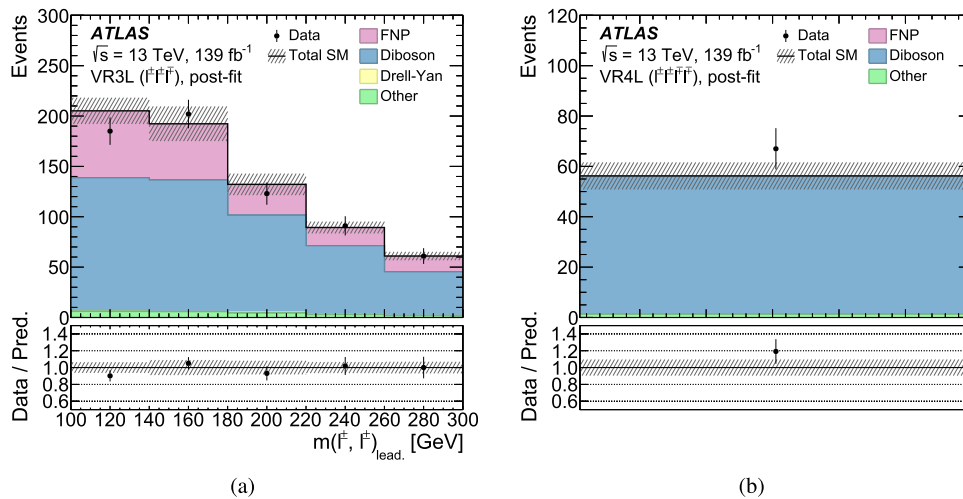
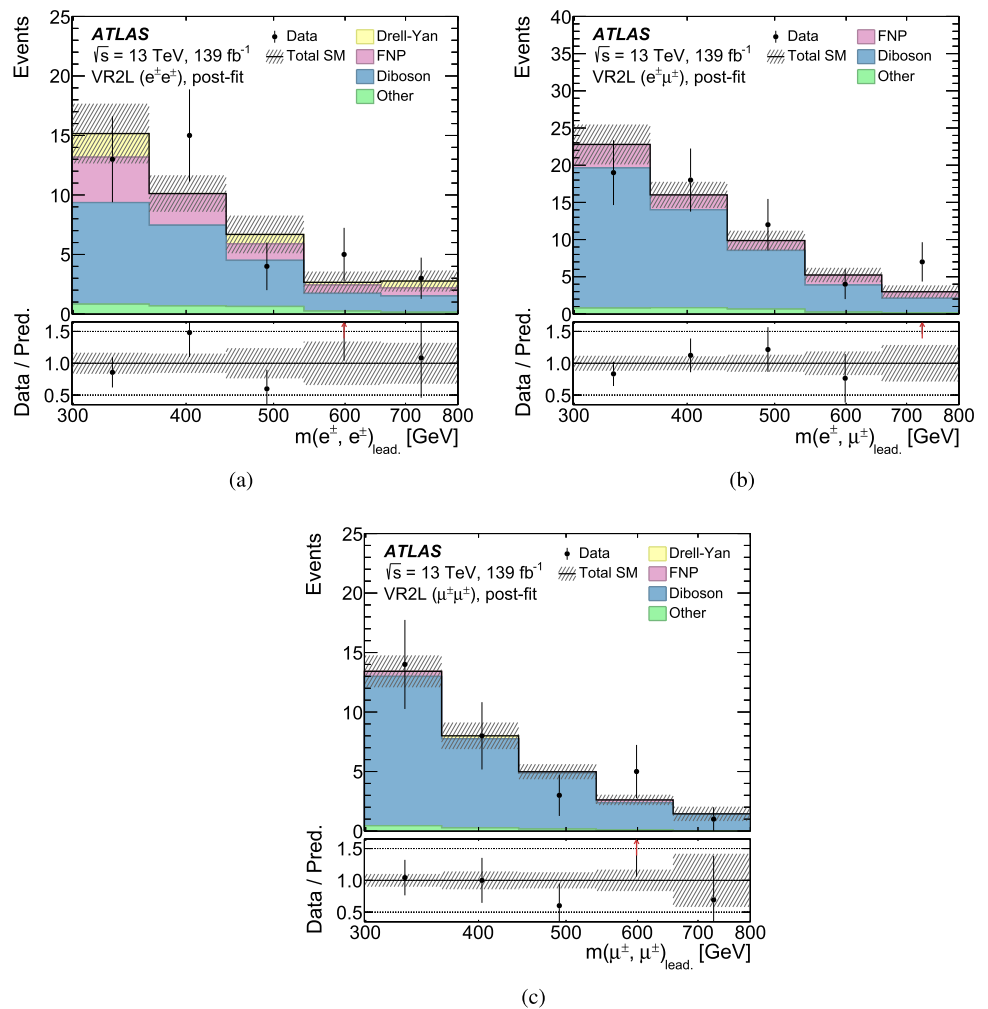


Fig. 3 **a** Distribution of two-lepton mass $m(\ell^\pm, \ell'^\pm)_{\text{lead}}$, where $\ell, \ell' = e, \mu$ for data and SM background predictions in three-lepton validation regions and **b** event yield in the four-lepton validation region. Backgrounds from top-quark and multiboson processes are merged, forming the ‘Other’ category. The hatched bands include all systematic uncertainties after a background-only fit to data (post-fit), with the correlations between various sources taken into account. The last bin also includes any overflow entries. The error bars show statistical uncertainties. The lower panels show the ratio of the observed data to the estimated SM background

ainties after a background-only fit to data (post-fit), with the correlations between various sources taken into account. The last bin also includes any overflow entries. The error bars show statistical uncertainties. The lower panels show the ratio of the observed data to the estimated SM background

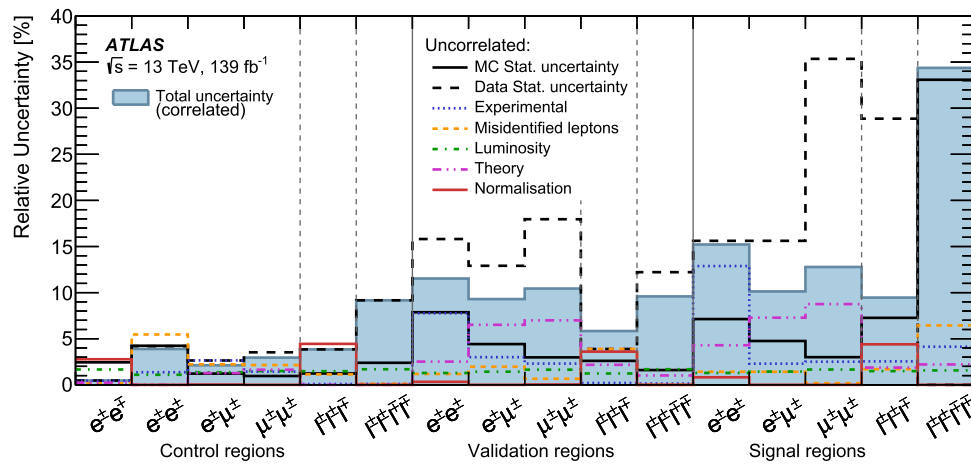


Fig. 4 Relative contributions of different sources of statistical and systematic uncertainty in the total background yield estimation after the background-only fit. Systematic uncertainties are calculated in an uncorrelated way by shifting in turn only one nuisance parameter from the post-fit value by one standard deviation, keeping all the other parameters at their post-fit values, and comparing the resulting event yield with

the nominal yield. Validation regions do not constrain the normalisation factors or nuisance parameters. Individual uncertainties can be treated as correlated across the regions. Some backgrounds are constrained by the CR data and have strong anti-correlations as a result. The total background uncertainty is indicated by ‘Total uncertainty’

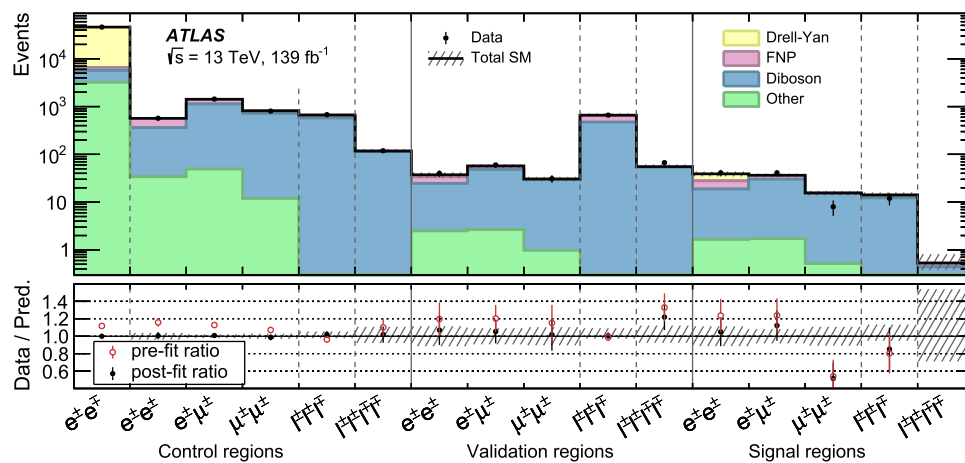


Fig. 5 The numbers of observed and expected events in the control, validation, and signal regions for all channels, split by lepton flavour and electric charge combination. The symbol ℓ only stands for light leptons ($\ell, \ell' = e, \mu$). The background expectation is the result of the background-only fit described in the text. The hatched bands include all post-fit systematic uncertainties with the correlations between vari-

ous sources taken into account. The error bars show statistical uncertainties. FNP refers to the fake/non-prompt lepton background. Backgrounds from top-quark and multiboson processes are merged, forming the ‘Other’ category. The lower panel shows the ratio of the observed data to the estimated SM background

ties. The theoretical uncertainty in the $pp \rightarrow H^{++}H^{--}$ simulation is assessed by varying the A14 parameter set in PYTHIA 8.186 and choosing CTEQ6L1 and CT09MC1 [92] as alternative PDFs. The impact on signal acceptance is found to be negligible. These theoretical uncertainties are considered fully correlated across the various analysis regions.

A significant contribution to the total uncertainty arises from the statistical uncertainty of the MC samples in all analysis regions. Analysis regions have very restrictive selections, and only a small fraction of the initially generated MC events remains after applying all requirements. The statistical uncertainty varies from 5 to 40% depending on the signal region.

Experimental systematic uncertainties due to differences between data and Monte Carlo for lepton reconstruction, identification, isolation, and trigger efficiencies are estimated

Table 4 The number of predicted background events in control regions after the background-only fit, compared with the number of events observed in data. Uncertainties correspond to the uncertainties in the predicted event yields and their total is smaller than the sum of the components in quadrature due to correlations between these components.

	DYCR $e^\pm e^\mp$	DBCR2L $e^\pm e^\pm$	DBCR2L $e^\pm \mu^\pm$	DBCR2L $\mu^\pm \mu^\pm$	DBCR3L $\ell^\pm \ell^\pm \ell^\mp$	CR4L $\ell^\pm \ell^\pm \ell^\mp \ell^\mp$
Observed events	46 116	570	1437	805	677	119
Total background	$46\,120 \pm 220$	571 ± 24	1400 ± 40	798 ± 28	675 ± 26	119 ± 11
Diboson	3200 ± 600	410 ± 70	1170 ± 70	686 ± 33	595 ± 31	116 ± 11
FNP lepton	660 ± 150	130 ± 70	220 ± 60	100 ± 17	69 ± 15	0.5 ± 0.4
Drell–Yan	$39\,100 \pm 600$	–	11.7 ± 2.0	–	–	–
Other	3230 ± 220	32 ± 7	45 ± 9	11.9 ± 0.9	10.9 ± 0.6	1.76 ± 0.13

Due to rounding, the totals can differ from the sums of components. FNP refers to the fake/non-prompt lepton background. Backgrounds from top-quark and multiboson processes are merged, forming the ‘Other’ category. Background processes with a negligible yield are marked with a dash (–)

Table 5 The number of predicted background events in validation regions after the background-only fit, compared with the number of events observed in data. Uncertainties correspond to the uncertainties in the predicted event yields and their total is smaller than the sum of the components in quadrature due to correlations between these com-

	VR2L $e^\pm e^\pm$	VR2L $e^\pm \mu^\pm$	VR2L $\mu^\pm \mu^\pm$	VR3L $\ell^\pm \ell^\pm \ell^\mp$	VR4L $\ell^\pm \ell^\pm \ell^\mp \ell^\mp$
Observed events	40	60	31	662	67
Total background	37 ± 4	57 ± 5	30.5 ± 3.2	680 ± 40	56 ± 5
Diboson	22.0 ± 2.5	45 ± 5	28.4 ± 3.2	472 ± 30	55 ± 5
FNP lepton	9.2 ± 0.8	8.7 ± 1.3	0.79 ± 0.20	186 ± 29	–
Drell–Yan	3.6 ± 2.3	–	0.251 ± 0.028	0.92 ± 0.29	–
Other	2.5 ± 0.6	2.7 ± 0.5	0.98 ± 0.09	21.0 ± 1.5	1.30 ± 0.09

ponents. Due to rounding, the totals can differ from the sums of components. FNP refers to the fake/non-prompt lepton background. Backgrounds from top-quark and multiboson processes are merged, forming the ‘Other’ category. Background processes with a negligible yield are marked with a dash (–)

by varying the corresponding scale factors. The impact of scale-factor systematic variations on the background yield estimation is at most 3% and is less significant than the other systematic uncertainties and MC statistical uncertainties. The same is true for the lepton energy or momentum calibration.

Experimental systematic uncertainties due to different reconstruction and b -tagging efficiencies for reconstructed jets in data and simulation are taken into account. Uncertainties in the absolute jet energy scale and resolution, measured in multi-jet, Z + jets, and γ +jet events, are considered and are estimated to be less than 2% across the range of $p_T(\text{jet})$ of interest [75,80]. b -tagging efficiencies are measured in two-lepton $t\bar{t}$ events and are estimated to range from 8% at low momentum to 1% at high momentum [77]. Furthermore, the E_T^{miss} measurement uncertainties are estimated by comparing data to simulation in $Z \rightarrow \mu\mu$ events without jets, as described in Ref. [80]. The uncertainty in the pile-up simulation, derived from a comparison of data with simulation, is also taken into account [76].

The experimental uncertainty related to electron charge misidentification arises from the statistical uncertainty of both the data and the simulated sample of $Z/\gamma^* \rightarrow ee$ events

used to measure this probability. The charge misidentification probability increases from $\sim 10^{-4}$ to ~ 0.1 with increasing electron p_T and $|\eta|$. The systematic effects obtained by altering the selection requirements imposed on the invariant mass used to select $Z/\gamma^* \rightarrow ee$ events are found to be negligible compared to the statistical uncertainty.

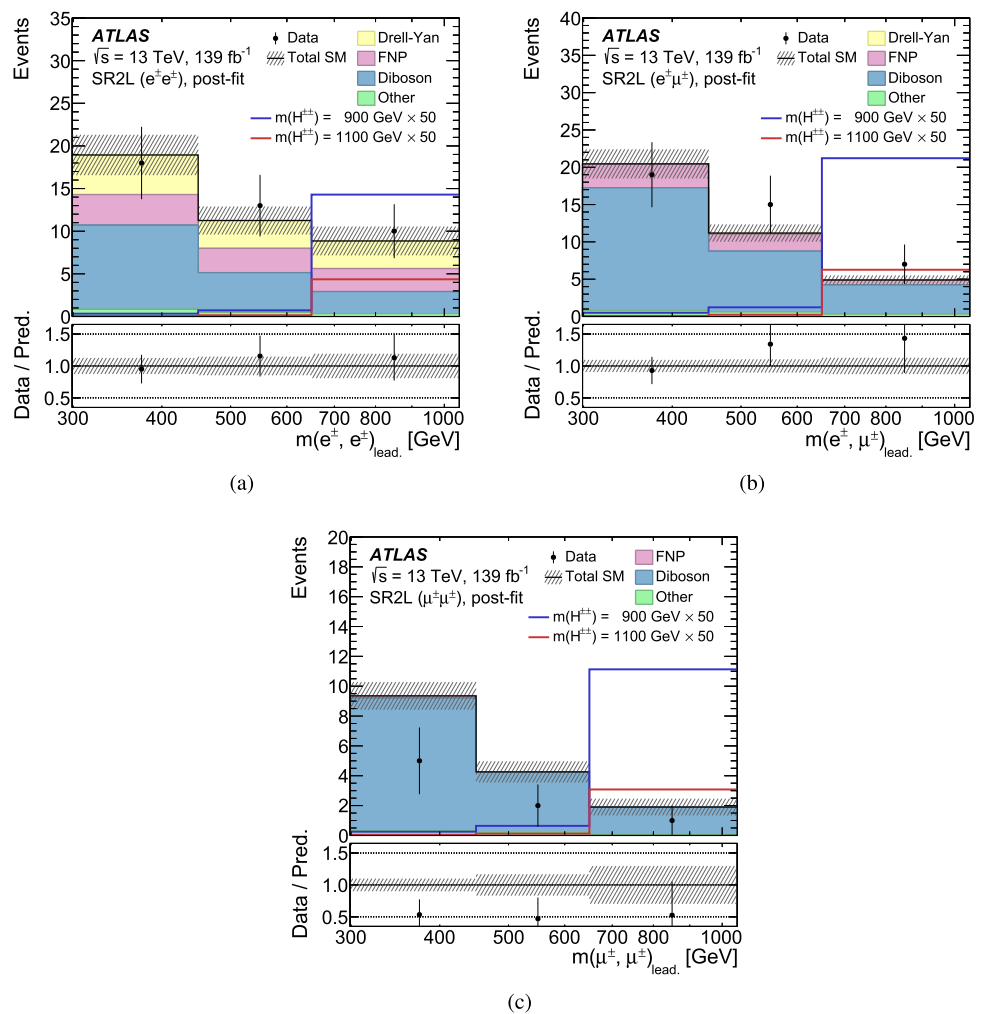
The experimental systematic uncertainty in the data-driven estimate of the FNP lepton background is evaluated by varying the nominal fake factor to account for different effects. The E_T^{miss} requirement is altered to consider variations in the W + jets composition. The flavour composition of the fakes is investigated by requiring an additional recoiling jet in the electron channel and changing the definition of the recoiling jet in the muon channel. Furthermore, the transverse impact parameter criterion for *tight* muons (defined in Sect. 4.1) is varied by one standard deviation. Finally, in the fake-enriched regions, the normalisation of the subtracted prompt-lepton contribution is altered within its uncertainties. This variation accounts for uncertainties related to the luminosity, the cross-section, and the corrections applied to simulation-based predictions. The FNP systematic uncertainties are correlated across all the different regions and bins,

Table 6 The number of predicted background events in signal regions after the background-only fit, compared with the number of events observed in data. Uncertainties correspond to the uncertainties in the predicted event yields and their total is smaller than the sum of the components in quadrature due to correlations between these components.

Due to rounding, the totals can differ from the sums of components. FNP refers to the fake/non-prompt lepton background. Backgrounds from top-quark and multiboson processes are merged, forming the 'Other' category. Background processes with a negligible yield are marked with a dash (-)

	SR2L $e^\pm e^\pm$	SR2L $e^\pm \mu^\pm$	SR2L $\mu^\pm \mu^\pm$	SR3L $\ell^\pm \ell^\pm \ell^\mp$	SR4L $\ell^\pm \ell^\pm \ell^\mp \ell^\mp$
Observed events	41	41	8	12	0
Total background	40 ± 5	37.1 ± 3.1	14.8 ± 1.6	14.6 ± 1.3	0.62 ± 0.23
Diboson	21 ± 4	30.5 ± 3.3	14.2 ± 1.6	12.7 ± 1.2	0.44 ± 0.17
FNP lepton	7.8 ± 1.1	4.8 ± 1.1	0.158 ± 0.034	1.2 ± 0.5	0.11 ± 0.05
Drell-Yan	9.7 ± 3.5	0.15 ± 0.07	-	-	-
Other	1.56 ± 0.29	1.63 ± 0.25	0.52 ± 0.05	0.58 ± 0.06	0.067 ± 0.025

Fig. 6 Distributions of $m(\ell^\pm, \ell^\pm)_{\text{lead}}$ in signal regions, namely **a** the electron–electron two-lepton signal region (SR2L), **b** the electron–muon two-lepton signal region (SR2L) and **c** the muon–muon two-lepton signal region (SR2L). The background expectation is the result of the background-only fit described in the text. The hatched bands include all systematic uncertainties post-fit with the correlations between various sources taken into account. The solid coloured lines correspond to signal samples, normalised using the theory cross-section, with the $H^{\pm\pm}$ mass marked in the legend. The $\times 50$ in the legend indicates the scaling of the signal yield to make it clearly visible in the plots. The error bars show statistical uncertainties. Backgrounds from top-quark and multiboson processes are merged, forming the 'Other' category. The last bin also includes any overflow entries. The lower panels show the ratio of the observed data to the estimated SM background. The binning presented in the figures is used in the fit



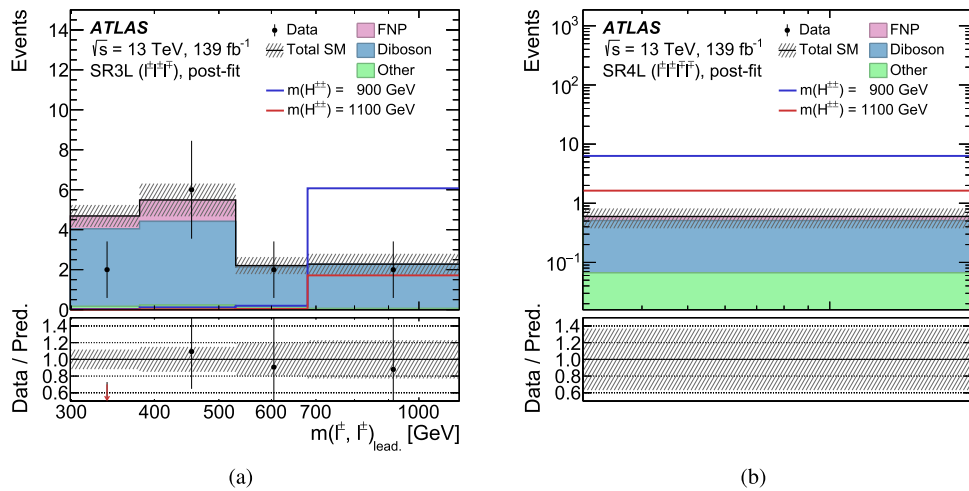


Fig. 7 **a** Distribution of $m(\ell^\pm, \ell'^\pm)_{\text{lead}}$, where $\ell, \ell' = e, \mu$ in three-lepton signal region (SR3L) and **b** event yield in the four-lepton signal region (SR4L), where no events are observed. The background expectation is the result of the background-only fit described in the text. The hatched bands include all systematic uncertainties post-fit with the correlations between various sources taken into account. The solid coloured lines correspond to signal samples, normalised using the theory cross-

section, with the $H^{\pm\pm}$ mass marked in the legend. The error bars show statistical uncertainties. Backgrounds from top-quark and multiboson processes are merged, forming the ‘Other’ category. The lower panels show the ratio of the observed data to the estimated SM background. The binning presented in the figures is used in the fit. **a** The red arrow indicates a point that is outside the vertical range of the figure. The last bin also includes any overflow entries

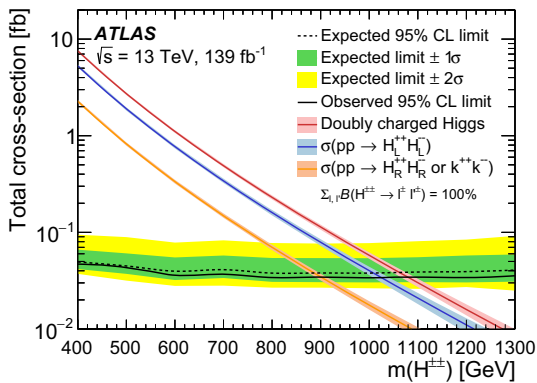


Fig. 8 Observed (solid line) and expected (dashed line) 95% CL upper limits on the $H^{\pm\pm}$ pair production cross-section as a function of $m(H^{\pm\pm})$ resulting from the combination of all analysis channels, assuming $\sum_{\ell\ell'} \mathcal{B}(H^{\pm\pm} \rightarrow \ell^\pm \ell'^\pm) = 100\%$, where $\ell, \ell' = e, \mu, \tau$. The surrounding green and yellow bands correspond to the $\pm 1\sigma$ and $\pm 2\sigma$ uncertainty around the combined expected limit, respectively, as estimated using the frequentist approach, where toy experiments based on both the background-only and signal+background hypotheses are generated for this purpose. The theoretical signal cross-section predictions, given by the NLO calculation [18, 19], are shown as blue, orange and red lines for the left-handed $H_L^{\pm\pm}$, right-handed $H_R^{\pm\pm}$ (which is the same as the Zee–Babu $k^{\pm\pm}$), and a sum of the two LRSM chiralities, respectively, with the corresponding uncertainty bands

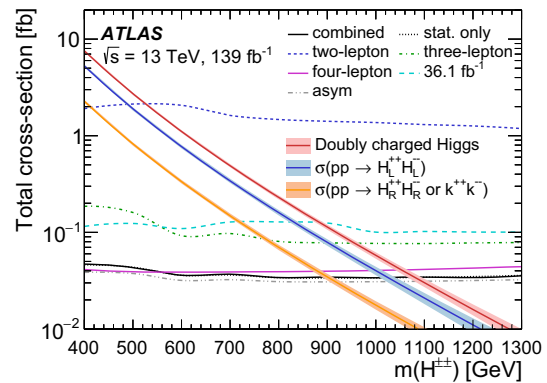


Fig. 9 Observed 95% CL upper limits on the $H^{\pm\pm}$ pair production cross-section as a function of $m(H^{\pm\pm})$ assuming $\sum_{\ell\ell'} \mathcal{B}(H^{\pm\pm} \rightarrow \ell^\pm \ell'^\pm) = 100\%$, where $\ell, \ell' = e, \mu, \tau$. The dashed blue, green, and purple lines indicate the observed limit using the two-, three-, and four-lepton exclusive final states, respectively. The limit obtained from the four-lepton final state is the strongest and drives the combined result. The black lines show the combined observed limit obtained using the frequentist approach for a fit with only statistical uncertainties (dotted) and a fit with statistical and systematic uncertainties (solid). The grey line shows the limit using the asymptotic approximation [95], and the cyan dashed line shows the combined observed limit obtained analysing the first 36.1 fb^{-1} of Run 2 [21]. The theoretical signal cross-section predictions, given by the NLO calculation [18, 19], are shown as blue, orange and red lines for the left-handed $H_L^{\pm\pm}$, right-handed $H_R^{\pm\pm}$ (which is the same as the Zee–Babu $k^{\pm\pm}$), and a sum of the two LRSM chiralities, respectively, with the corresponding uncertainty bands

while the statistical uncertainties in each bin are uncorrelated. The statistical uncertainty of the fake factors is added in quadrature to the total systematic uncertainty. The total

uncertainty of the FNP background yield varies between 10% and 20%.

The total relative background systematic uncertainty after the background-only fit (Sect. 7), and its breakdown into components, is presented in Fig. 4.

7 Statistical analysis and results

The HISTFITTER [93] statistical analysis package is used to implement a maximum-likelihood fit. The fit considers the leading lepton pair's invariant mass distribution $m(\ell^\pm, \ell'^\pm)_{\text{lead}}$, where $\ell, \ell' = e, \mu$, in all two- and three-lepton control and signal regions. In the four-lepton CRs and SRs, the single-bin event yield is used to obtain the numbers of signal and background events. The binning is chosen to optimise the expected sensitivity to the signal model, while also keeping low statistical uncertainties in each bin. The likelihood is the product of a Poisson probability density function describing the observed number of events and Gaussian distributions to constrain the nuisance parameters associated with the systematic uncertainties. The widths of the Gaussian distributions correspond to the magnitudes of these uncertainties, whereas Poisson distributions are used for MC simulation statistical uncertainties. Furthermore, additional free parameters are introduced for the Drell–Yan and diboson background contributions to fit the yields in the corresponding control regions. These free parameters are then used to normalise relevant backgrounds in the signal regions. Fitting the yields of the largest backgrounds reduces the systematic uncertainty in the predicted yield from SM sources. The fitted normalisations are compatible with their SM predictions, within the uncertainties. The diboson yield is described by three free parameters, one each for the two-, three- and four-lepton multiplicity channels. For the scenario in which the $H^{\pm\pm}$ particle decays into the different possible lepton-flavour combinations with equal probability, a 95% CL upper limit was set on the $pp \rightarrow H^{++}H^{--}$ cross-section using the CL_s method [94].

7.1 Fit results

The observed and expected yields in all control, validation, and signal regions used in the analysis are presented in Fig. 5 and summarised in Tables 4, 5 and 6. Here ‘pre-fit’ denotes the nominal simulated MC yields and ‘post-fit’ denotes the simulated yields scaled with the normalisation parameters obtained from the likelihood fit to the two-, three-, and four-lepton control and signal regions. In general, good agreement, within statistical and systematic uncertainties, between data and SM predictions is observed in the various regions, demonstrating the validity of the background estimation procedure. No significant excess is observed in any of the signal regions. Correlations between various sources of uncertainty are evaluated and used to estimate the total uncertainty in

the SM background prediction. Some of the uncertainties, particularly those connected with the normalisation of the background contributions and the FNP background, are anti-correlated. The $m(\ell^\pm, \ell'^\pm)_{\text{lead}}$ distributions ($\ell, \ell' = e, \mu$) of the two-lepton signal regions are presented in Fig. 6, and those of the three- and four-lepton signal regions are presented in Fig. 7. In the four-lepton signal region, no data event is observed, which is within the expected yield.

The signal regions were designed to fully exploit the pair production of the $H^{\pm\pm}$ boson and its boosted topology by applying selections that target same-charge high- p_T leptons. After a background-only likelihood fit, the Drell–Yan normalisation factor is found to be 1.13 ± 0.04 and the two-, three- and four-lepton channel diboson normalisation factors are 1.10 ± 0.06 , 0.92 ± 0.05 , and 1.08 ± 0.11 , respectively. Figure 8 shows the upper limit on the cross-section as a function of the $H^{\pm\pm}$ boson mass, where decays into each leptonic final state are equally probable. Since the yields in some regions are very small, the asymptotic approximation [95] cannot be used reliably, so 10^5 pseudo-experiments were run instead to obtain the final limits.

The observed lower limits on the $H^{\pm\pm}$ mass within LRSMs (the Zee–Babu model) vary from 520 to 1050 GeV (410 to 880 GeV), depending on the lepton multiplicity channel, with $\sum_{\ell\ell'} \mathcal{B}(H^{\pm\pm} \rightarrow \ell^\pm\ell'^\pm) = 100\%$. The observed lower limit on the mass reaches 1080 GeV and 900 GeV when combining all three channels for LRSMs and the Zee–Babu model, respectively. The expected exclusion limit is 1065_{-50}^{+30} GeV for LRSMs and 880_{-40}^{+30} GeV for the Zee–Babu model, where the uncertainties of the limit are extracted from the $\pm 1\sigma$ band. The limit obtained from the four-lepton final state is the strongest and drives the combined result. A comparison between the various limits obtained from this measurement is presented in Fig. 9.

8 Conclusion

The ATLAS detector at the Large Hadron Collider was used to search for doubly charged Higgs bosons in the same-charge two-lepton invariant mass spectrum, using $e^\pm e^\pm$, $e^\pm \mu^\pm$ and $\mu^\pm \mu^\pm$ final states as well as final states with three or four leptons (electrons and/or muons). The search was performed with 139 fb^{-1} of data from proton–proton collisions at $\sqrt{s} = 13 \text{ TeV}$, recorded during the Run 2 data-taking period lasting from 2015 to 2018. No significant excess above the Standard Model prediction was found. Lower limits are set on the mass of doubly charged Higgs bosons in the context of the left-right symmetric type-II seesaw and Zee–Babu models. These vary between 520 GeV and 1050 GeV for LRSMs and between 410 GeV and 880 GeV for the Zee–Babu model, depending on the lepton multiplicity channel, assuming that $\sum_{\ell\ell'} \mathcal{B}(H^{\pm\pm} \rightarrow \ell^\pm\ell'^\pm) = 100\%$ and that

decays to each of the ee , $e\mu$, $\mu\mu$, $e\tau$, $\mu\tau$, $\tau\tau$ final states are equally probable. The observed combined lower limit on the $H^{\pm\pm}$ mass is 1080 GeV within LRSMs and 900 GeV within the Zee–Babu model. These limits are consistent with the expected limits of 1065^{+30}_{-50} GeV and 880^{+30}_{-40} GeV for LRSM and Zee–Babu doubly charged Higgs bosons, respectively. The lower limits on the LRSM $H^{\pm\pm}$ masses are 300 GeV higher than those from the previous ATLAS result. Moreover, this search provides the first direct test of the Zee–Babu model at the LHC.

Acknowledgements We thank CERN for the very successful operation of the LHC, as well as the support staff from our institutions without whom ATLAS could not be operated efficiently. We acknowledge the support of ANPCyT, Argentina; YerPhI, Armenia; ARC, Australia; BMWFW and FWF, Austria; ANAS, Azerbaijan; CNPq and FAPESP, Brazil; NSERC, NRC and CFI, Canada; CERN; ANID, Chile; CAS, MOST and NSFC, China; Minciencias, Colombia; MEYS CR, Czech Republic; DNRF and DNSRC, Denmark; IN2P3-CNRS and CEA-DRF/IRFU, France; SRNSFG, Georgia; BMBF, HGF and MPG, Germany; GSRI, Greece; RGC and Hong Kong SAR, China; ISF and Benozio Center, Israel; INFN, Italy; MEXT and JSPS, Japan; CNRST, Morocco; NWO, Netherlands; RCN, Norway; MEiN, Poland; FCT, Portugal; MNE/IFA, Romania; MESTD, Serbia; MSSR, Slovakia; ARRS and MIZŠ, Slovenia; DSI/NRF, South Africa; MICINN, Spain; SRC and Wallenberg Foundation, Sweden; SERI, SNSF and Cantons of Bern and Geneva, Switzerland; MOST, Taiwan; TENMAK, Türkiye; STFC, United Kingdom; DOE and NSF, United States of America. In addition, individual groups and members have received support from BCKDF, CANARIE, Compute Canada and CRC, Canada; PRIMUS 21/SCI/017 and UNCE SCI/013, Czech Republic; COST, ERC, ERDF, Horizon 2020 and Marie Skłodowska–Curie Actions, European Union; Investissements d’Avenir Labex, Investissements d’Avenir Idex and ANR, France; DFG and AvH Foundation, Germany; Herakleitos, Thales and Aristeia programmes co-financed by EU-ESF and the Greek NSRF, Greece; BSF-NSF and MINERVA, Israel; Norwegian Financial Mechanism 2014–2021, Norway; NCN and NAWA, Poland; La Caixa Banking Foundation, CERCA Programme Generalitat de Catalunya and PROMETEO and GenT Programmes Generalitat Valenciana, Spain; Göran Gustafssons Stiftelse, Sweden; The Royal Society and Leverhulme Trust, United Kingdom. The crucial computing support from all WLCG partners is acknowledged gratefully, in particular from CERN, the ATLAS Tier-1 facilities at TRIUMF (Canada), NDGF (Denmark, Norway, Sweden), CC-IN2P3 (France), KIT/GridKA (Germany), INFN-CNAF (Italy), NL-T1 (Netherlands), PIC (Spain), ASGC (Taiwan), RAL (UK) and BNL (USA), the Tier-2 facilities worldwide and large non-WLCG resource providers. Major contributors of computing resources are listed in Ref. [96].

Data Availability Statements This manuscript has associated data in a data repository. [Authors’ comment: All ATLAS scientific output is published in journals, and preliminary results are made available in Conference Notes. All are openly available, without restriction on use by external parties beyond copyright law and the standard conditions agreed by CERN. Data associated with journal publications are also made available: tables and data from plots (e.g. cross section values, likelihood profiles, selection efficiencies, cross section limits, ...) are stored in appropriate repositories such as HEPDATA (<http://hepdata.cedar.ac.uk/>). ATLAS also strives to make additional material related to the paper available that allows a reinterpretation of the data in the context of new theoretical models. For example, an extended encapsulation of the analysis is often provided for measurements in the framework of RIVET (<http://rivet.hepforge.org/>).” This information is

taken from the ATLAS Data Access Policy, which is a public document that can be downloaded from <http://opendata.cern.ch/record/413> [opendata.cern.ch].]

Open Access This article is licensed under a Creative Commons Attribution 4.0 International License, which permits use, sharing, adaptation, distribution and reproduction in any medium or format, as long as you give appropriate credit to the original author(s) and the source, provide a link to the Creative Commons licence, and indicate if changes were made. The images or other third party material in this article are included in the article’s Creative Commons licence, unless indicated otherwise in a credit line to the material. If material is not included in the article’s Creative Commons licence and your intended use is not permitted by statutory regulation or exceeds the permitted use, you will need to obtain permission directly from the copyright holder. To view a copy of this licence, visit <http://creativecommons.org/licenses/by/4.0/>.

Funded by SCOAP³. SCOAP³ supports the goals of the International Year of Basic Sciences for Sustainable Development.

References

1. Y. Cai, T. Han, T. Li, R. Ruiz, Lepton Number Violation: Seesaw Models and Their Collider Tests. *Front. in Phys.* **6**, 40 (2018). <https://doi.org/10.3389/fphy.2018.00040>. arXiv:1711.02180 [hep-ph]
2. M. Mühlleitner, M. Spira, Note on doubly charged Higgs pair production at hadron colliders. *Phys. Rev. D* **68**, 117701 (2003). <https://doi.org/10.1103/PhysRevD.68.117701>. arXiv:hep-ph/0305288 [hep-ph]
3. A.G. Akeroyd, M. Aoki, Single and pair production of doubly charged Higgs bosons at hadron colliders. *Phys. Rev. D* **72**, 035011 (2005). <https://doi.org/10.1103/PhysRevD.72.035011>. arXiv:hep-ph/0506176 [hep-ph]
4. A. Hektor, M. Kadastik, M. Muntel, M. Raidal, L. Rebane, Testing neutrino masses in little Higgs models via discovery of doubly charged Higgs at LHC. *Nucl. Phys. B* **787**, 198 (2007). <https://doi.org/10.1016/j.nuclphysb.2007.07.014>. arXiv:0705.1495 [hep-ph]
5. P. Fileviez Perez, T. Han, G.-Y. Huang, T. Li, K. Wang, Testing a neutrino mass generation mechanism at the Large Hadron Collider. *Phys. Rev. D* **78**, 071301 (2008). <https://doi.org/10.1103/PhysRevD.78.071301>. arXiv:0803.3450 [hep-ph]
6. W. Chao, Z.-G. Si, Z.-Z. Xing, S. Zhou, Correlative signatures of heavy Majorana neutrinos and doubly-charged Higgs bosons at the Large Hadron Collider. *Phys. Lett. B* **666**, 451 (2008). <https://doi.org/10.1016/j.physletb.2008.08.003>. arXiv:0804.1265 [hep-ph]
7. J.C. Pati, A. Salam, Lepton number as the fourth “color”, *Phys. Rev. D* **10**, 275, Erratum: *Phys. Rev. D* **11**(1975), 703 (1974). <https://doi.org/10.1103/PhysRevD.11.703.2>
8. R.N. Mohapatra, J.C. Pati, Left-right gauge symmetry and an “iso-conjugate” model of CP violation. *Phys. Rev. D* **11**, 566 (1975). <https://doi.org/10.1103/PhysRevD.11.566>
9. G. Senjanovic, R.N. Mohapatra, Exact left-right symmetry and spontaneous violation of parity. *Phys. Rev. D* **12**, 1502 (1975). <https://doi.org/10.1103/PhysRevD.12.1502>
10. P.S. Bhupal Dev, R.N. Mohapatra, Y. Zhang, Displaced photon signal from a possible light scalar in minimal left-right seesaw model. *Phys. Rev. D* **95**, 115001 (2017). <https://doi.org/10.1103/PhysRevD.95.115001>. arXiv:1612.09587 [hep-ph]
11. D. Borah, A. Dasgupta, Observable lepton number violation with predominantly Dirac nature of active neutrinos. *JHEP* **01**, 072 (2017). [https://doi.org/10.1007/JHEP01\(2017\)072](https://doi.org/10.1007/JHEP01(2017)072). arXiv:1609.04236 [hep-ph]

12. G. Senjanovic, Is left-right symmetry the key? *Mod. Phys. Lett. A* **32**, 1730004 (2017). <https://doi.org/10.1142/S021773231730004X>. [arXiv:1610.04209](https://arxiv.org/abs/1610.04209) [hep-ph]
13. A. Zee, Charged scalar field and quantum number violations. *Phys. Lett. B* **161**, 141 (1985). [https://doi.org/10.1016/0370-2693\(85\)90625-2](https://doi.org/10.1016/0370-2693(85)90625-2)
14. A. Zee, Quantum numbers of Majorana neutrino masses. *Nucl. Phys. B* **264**, 99 (1986). [https://doi.org/10.1016/0550-3213\(86\)90475-X](https://doi.org/10.1016/0550-3213(86)90475-X)
15. K.S. Babu, Model of “calculable” Majorana neutrino masses. *Phys. Lett. B* **203**, 132 (1988). [https://doi.org/10.1016/0370-2693\(88\)91584-5](https://doi.org/10.1016/0370-2693(88)91584-5)
16. G. Corcella, C. Coriano, A. Costantini, P.H. Frampton, Exploring scalar and vector bileptons at the LHC in a 331 model. *Phys. Lett. B* **785**, 73 (2018). <https://doi.org/10.1016/j.physletb.2018.08.015>. [arXiv:1806.04536](https://arxiv.org/abs/1806.04536) [hep-ph]
17. H. Georgi, M. Machacek, Doubly charged Higgs bosons. *Nucl. Phys. B* **262**, 463 (1985). [https://doi.org/10.1016/0550-3213\(85\)90325-6](https://doi.org/10.1016/0550-3213(85)90325-6)
18. B. Fuks, M. Nemevšek, R. Ruiz, Doubly charged Higgs boson production at hadron colliders. *Phys. Rev. D* **101**, 075022 (2020). <https://doi.org/10.1103/PhysRevD.101.075022>. [arXiv:1912.08975](https://arxiv.org/abs/1912.08975) [hep-ph]
19. R. Ruiz, Doubly Charged Higgs Boson Production at Hadron Colliders II: A Zee-Babu Case Study, (2022), [arXiv: 2206.14833](https://arxiv.org/abs/2206.14833) [hep-ph]
20. K.S. Babu, S. Jana, Probing doubly charged Higgs bosons at the LHC through photon initiated processes. *Phys. Rev. D* **95**, 055020 (2017). <https://doi.org/10.1103/PhysRevD.95.055020>. [arXiv:1612.09224](https://arxiv.org/abs/1612.09224) [hep-ph]
21. ATLAS Collaboration, Search for doubly charged Higgs boson production in multi-lepton final states with the ATLAS detector using proton-proton collisions at $\sqrt{s} = 13$ TeV. *Eur. Phys. J. C* **78** (2018) 199, <https://doi.org/10.1140/epjc/s10052-018-5661-z>, [arXiv: 1710.09748](https://arxiv.org/abs/1710.09748) [hep-ex]
22. CMS Collaboration, A search for a doubly-charged Higgs boson in pp collisions at $\sqrt{s} = 13$ TeV. *Eur. Phys. J. C* **72**, 2189 (2012). <https://doi.org/10.1140/epjc/s10052-012-2189-5>. [arXiv:1207.2666](https://arxiv.org/abs/1207.2666) [hep-ex]
23. ATLAS Collaboration, Search for doubly and singly charged Higgs bosons decaying into vector bosons in multi-lepton final states with the ATLAS detector using proton-proton collisions at $\sqrt{s} = 13$ TeV. *JHEP* **06** (2021) 146, [https://doi.org/10.1007/JHEP06\(2021\)146](https://doi.org/10.1007/JHEP06(2021)146), [arXiv:2101.11961](https://arxiv.org/abs/2101.11961) [hep-ex]
24. B. Dutta, R. Eusebi, Y. Gao, T. Ghosh, T. Kamon, Exploring the doubly charged Higgs boson of the left-right symmetric model using vector boson fusion-like events at the LHC. *Phys. Rev. D* **90**, 055015 (2014). <https://doi.org/10.1103/PhysRevD.90.055015>. [arXiv:1404.0685](https://arxiv.org/abs/1404.0685) [hep-ph]
25. V. Rentala, W. Shepherd, S. Su, Simplified model approach to same-sign dilepton resonances. *Phys. Rev. D* **84**, 035004 (2011). <https://doi.org/10.1103/PhysRevD.84.035004>. [arXiv:1105.1379](https://arxiv.org/abs/1105.1379) [hep-ph]
26. V. Tello, M. Nemevsek, F. Nesti, G. Senjanovic, F. Vissani, Left-Right Symmetry: from LHC to Neutrinoless Double Beta Decay. *Phys. Rev. Lett.* **106**, 151801 (2011). <https://doi.org/10.1103/PhysRevLett.106.151801>. [arXiv:1011.3522](https://arxiv.org/abs/1011.3522) [hep-ph]
27. ATLAS Collaboration, The ATLAS Experiment at the CERN Large Hadron Collider, *JINST* **3** (2008) S08003, <https://doi.org/10.1088/1748-0221/3/08/S08003>
28. ATLAS Collaboration, ATLAS Insertable B-Layer: Technical Design Report, ATLAS-TDR-19; CERN-LHCC-2010-013, 2010, <https://cds.cern.ch/record/1291633>, Addendum: ATLAS-TDR-19-ADD-1; CERN-LHCC-2012-009, 2012, <https://cds.cern.ch/record/1451888>
29. B. Abbott et al., Production and integration of the ATLAS Insertable B-Layer. *JINST* **13**, T05008 (2018). <https://doi.org/10.1088/1748-0221/13/05/T05008>. [arXiv:1803.00844](https://arxiv.org/abs/1803.00844) [physics.ins-det]
30. ATLAS Collaboration, Performance of the ATLAS trigger system in, *Eur. Phys. J. C* **77**(2017), 317 (2015). <https://doi.org/10.1140/epjc/s10052-017-4852-3>. [arXiv:1611.09661](https://arxiv.org/abs/1611.09661) [hep-ex]
31. ATLAS Collaboration, The ATLAS Collaboration Software and Firmware, ATL-SOFT-PUB-2021-001, 2021, <https://cds.cern.ch/record/2767187>
32. ATLAS Collaboration, ATLAS data quality operations and performance for 2015-2018 data-taking, *JINST* **15** (2020) P04003, <https://doi.org/10.1088/1748-0221/15/04/P04003>, [arXiv:1911.04632](https://arxiv.org/abs/1911.04632) [physics.ins-det]
33. ATLAS Collaboration, Luminosity determination in pp collisions at $\sqrt{s} = 13$ TeV using the ATLAS detector at the LHC, ATLAS-CONF-2019-021, 2019, <https://cds.cern.ch/record/2677054>
34. G. Avoni et al., The new LUCID-2 detector for luminosity measurement and monitoring in ATLAS. *JINST* **13**, P07017 (2018). <https://doi.org/10.1088/1748-0221/13/07/P07017>
35. ATLAS Collaboration, Performance of electron and photon triggers in ATLAS during LHC Run 2, *Eur. Phys. J. C* **80** (2020) 47, <https://doi.org/10.1140/epjc/s10052-019-7500-2>, [arXiv:1909.00761](https://arxiv.org/abs/1909.00761) [hep-ex]
36. ATLAS Collaboration, Performance of the ATLAS muon triggers in Run 2, *JINST* **15** (2020) P09015, <https://doi.org/10.1088/1748-0221/15/09/p09015>, [arXiv:2004.13447](https://arxiv.org/abs/2004.13447) [hep-ex]
37. GEANT4 Collaboration, S. Agostinelli et al., GEANT4 - a simulation toolkit, *Nucl. Instrum. Meth. A* **506** (2003) 250, [https://doi.org/10.1016/S0168-9002\(03\)01368-8](https://doi.org/10.1016/S0168-9002(03)01368-8)
38. ATLAS Collaboration, The ATLAS Simulation Infrastructure, *Eur. Phys. J. C* **70** (2010) 823, <https://doi.org/10.1140/epjc/s10052-010-1429-9>, [arXiv:1005.4568](https://arxiv.org/abs/1005.4568) [physics.ins-det]
39. T. Sjöstrand et al., An introduction to PYTHIA 8.2. *Comput. Phys. Commun.* **191**, 159 (2015). <https://doi.org/10.1016/j.cpc.2015.01.024>. [arXiv:1410.3012](https://arxiv.org/abs/1410.3012) [hep-ph]
40. K. Huitu, J. Maalampi, A. Pietila, M. Raidal, Doubly charged Higgs at LHC. *Nucl. Phys. B* **487**, 27 (1997). [https://doi.org/10.1016/S0550-3213\(97\)87466-4](https://doi.org/10.1016/S0550-3213(97)87466-4). [arXiv:hep-ph/9606311](https://arxiv.org/abs/hep-ph/9606311) [hep-ph]
41. ATLAS Collaboration, ATLAS Pythia 8 tunes to 7 TeV data, ATL-PHYS-PUB-2014-021, (2014), <https://cds.cern.ch/record/1966419>
42. R.D. Ball et al., Parton distributions with LHC data. *Nucl. Phys. B* **867**, 244 (2013). <https://doi.org/10.1016/j.nuclphysb.2012.10.003>. [arXiv:1207.1303](https://arxiv.org/abs/1207.1303) [hep-ph]
43. E. Bothmann et al., Event generation with Sherpa 2.2. *SciPost Phys.* **7**, 034 (2019). <https://doi.org/10.21468/SciPostPhys.7.3.034>. [arXiv:1905.09127](https://arxiv.org/abs/1905.09127) [hep-ph]
44. R.D. Ball et al., Parton distributions for the LHC run II. *JHEP* **04**, 040 (2015). [https://doi.org/10.1007/JHEP04\(2015\)040](https://doi.org/10.1007/JHEP04(2015)040). [arXiv:1410.8849](https://arxiv.org/abs/1410.8849) [hep-ph]
45. T. Gleisberg, S. Höche, Comix, a new matrix element generator. *JHEP* **12**, 039 (2008). <https://doi.org/10.1088/1126-6708/2008/12/039>. [arXiv:0808.3674](https://arxiv.org/abs/0808.3674) [hep-ph]
46. F. Buccioni et al., OpenLoops 2. *Eur. Phys. J. C* **79**, 866 (2019). <https://doi.org/10.1140/epjc/s10052-019-7306-2>. [arXiv:1907.13071](https://arxiv.org/abs/1907.13071) [hep-ph]
47. F. Cascioli, P. Maierhöfer, S. Pozzorini, Scattering Amplitudes with Open Loops. *Phys. Rev. Lett.* **108**, 111601 (2012). <https://doi.org/10.1103/PhysRevLett.108.111601>. [arXiv:1111.5206](https://arxiv.org/abs/1111.5206) [hep-ph]
48. A. Denner, S. Dittmaier, L. Hofer, COLLIER: A fortran-based complex one-loop library in extended regularizations. *Comput. Phys. Commun.* **212**, 220 (2017). <https://doi.org/10.1016/j.cpc.2016.10.013>. [arXiv:1604.06792](https://arxiv.org/abs/1604.06792) [hep-ph]
49. S. Schumann, F. Krauss, A parton shower algorithm based on Catani-Seymour dipole factorisation. *JHEP* **03**, 038 (2008). <https://arxiv.org/abs/hep-ph/0704188>

- doi.org/10.1088/1126-6708/2008/03/038. [arXiv:0709.1027](https://arxiv.org/abs/0709.1027) [hep-ph]
50. S. Höche, F. Krauss, M. Schönherr, F. Siegert, A critical appraisal of NLO+PS matching methods. *JHEP* **09**, 049 (2012). [https://doi.org/10.1007/JHEP09\(2012\)049](https://doi.org/10.1007/JHEP09(2012)049). [arXiv:1111.1220](https://arxiv.org/abs/1111.1220) [hep-ph]
 51. S. Höche, F. Krauss, M. Schönherr, F. Siegert, QCD matrix elements + parton showers. The NLO case, *JHEP* **04**, 027 (2013). [https://doi.org/10.1007/JHEP04\(2013\)027](https://doi.org/10.1007/JHEP04(2013)027). [arXiv:1207.5030](https://arxiv.org/abs/1207.5030) [hep-ph]
 52. S. Catani, F. Krauss, B.R. Webber, R. Kuhn, QCD Matrix Elements + Parton Showers. *JHEP* **11**, 063 (2001). <https://doi.org/10.1088/1126-6708/2001/11/063>. [arXiv:hep-ph/0109231](https://arxiv.org/abs/hep-ph/0109231)
 53. S. Höche, F. Krauss, S. Schumann, F. Siegert, QCD matrix elements and truncated showers. *JHEP* **05**, 053 (2009). <https://doi.org/10.1088/1126-6708/2009/05/053>. [arXiv:0903.1219](https://arxiv.org/abs/0903.1219) [hep-ph]
 54. C. Anastasiou, L. Dixon, K. Melnikov, F. Petriello, High-precision QCD at hadron colliders: Electroweak gauge boson rapidity distributions at next-to-next-to leading order. *Phys. Rev. D* **69**, 094008 (2004). <https://doi.org/10.1103/PhysRevD.69.094008>. [arXiv:hep-ph/0312266](https://arxiv.org/abs/hep-ph/0312266)
 55. S. Frixione, G. Ridolfi, P. Nason, A positive-weight next-to-leading-order Monte Carlo for heavy flavour hadroproduction. *JHEP* **09**, 126 (2007). <https://doi.org/10.1088/1126-6708/2007/09/126>. [arXiv:0707.3088](https://arxiv.org/abs/0707.3088) [hep-ph]
 56. P. Nason, A new method for combining NLO QCD with shower Monte Carlo algorithms. *JHEP* **11**, 040 (2004). <https://doi.org/10.1088/1126-6708/2004/11/040>. [arXiv:hep-ph/0409146](https://arxiv.org/abs/hep-ph/0409146)
 57. S. Frixione, P. Nason, C. Oleari, Matching NLO QCD computations with parton shower simulations: the POWHEG method. *JHEP* **11**, 070 (2007). <https://doi.org/10.1088/1126-6708/2007/11/070>. [arXiv:0709.2092](https://arxiv.org/abs/0709.2092) [hep-ph]
 58. S. Alioli, P. Nason, C. Oleari, E. Re, A general framework for implementing NLO calculations in shower Monte Carlo programs: the POWHEG BOX. *JHEP* **06**, 043 (2010). [https://doi.org/10.1007/JHEP06\(2010\)043](https://doi.org/10.1007/JHEP06(2010)043). [arXiv:1002.2581](https://arxiv.org/abs/1002.2581) [hep-ph]
 59. J. Alwall et al., The automated computation of tree-level and next-to-leading order differential cross sections, and their matching to parton shower simulations. *JHEP* **07**, 079 (2014). [https://doi.org/10.1007/JHEP07\(2014\)079](https://doi.org/10.1007/JHEP07(2014)079). [arXiv:1405.0301](https://arxiv.org/abs/1405.0301) [hep-ph]
 60. ATLAS Collaboration, Studies on top-quark Monte Carlo modelling for Top2016, ATL-PHYS-PUB-2016-020, (2016), <https://cds.cern.ch/record/2216168>
 61. S. Frixione, E. Laenen, P. Motylinski, C. White, B.R. Webber, Single-top hadroproduction in association with a W boson. *JHEP* **07**, 029 (2008). <https://doi.org/10.1088/1126-6708/2008/07/029>. [arXiv:0805.3067](https://arxiv.org/abs/0805.3067) [hep-ph]
 62. D.J. Lange, The EvtGen particle decay simulation package. *Nucl. Instrum. Meth. A* **462**, 152 (2001). [https://doi.org/10.1016/S0168-9002\(01\)00089-4](https://doi.org/10.1016/S0168-9002(01)00089-4)
 63. P. Artoisenet, R. Frederix, O. Mattelaer, R. Rietkerk, Automatic spin-entangled decays of heavy resonances in Monte Carlo simulations. *JHEP* **03**, 015 (2013). [https://doi.org/10.1007/JHEP03\(2013\)015](https://doi.org/10.1007/JHEP03(2013)015). [arXiv:1212.3460](https://arxiv.org/abs/1212.3460) [hep-ph]
 64. M. Czakon, A. Mitov, Top++: A program for the calculation of the top-pair cross-section at hadron colliders. *Comput. Phys. Commun.* **185**, 2930 (2014). <https://doi.org/10.1016/j.cpc.2014.06.021>. [arXiv:1112.5675](https://arxiv.org/abs/1112.5675) [hep-ph]
 65. T. Sjöstrand, S. Mrenna, P. Skands, A brief introduction to PYTHIA 8.1. *Comput. Phys. Commun.* **178**, 852 (2008). <https://doi.org/10.1016/j.cpc.2008.01.036>. [arXiv:0710.3820](https://arxiv.org/abs/0710.3820) [hep-ph]
 66. ATLAS Collaboration, The Pythia 8 A3 tune description of ATLAS minimum bias and inelastic measurements incorporating the Donnachie-Landshoff diffractive model, ATL-PHYS-PUB-2016-017, 2016, <https://cds.cern.ch/record/2206965>
 67. ATLAS Collaboration, Selection of jets produced in 13 TeV proton-proton collisions with the ATLAS detector, ATLAS-CONF-2015-029, (2015), <https://cds.cern.ch/record/2037702>
 68. ATLAS Collaboration, Electron and photon performance measurements with the ATLAS detector using the 2015-2017 LHC proton-proton collision data, JINST **14** (2019) P12006, <https://doi.org/10.1088/1748-0221/14/12/P12006>, [arXiv:1908.00005](https://arxiv.org/abs/1908.00005) [hep-ex]
 69. ATLAS Collaboration, Electron reconstruction and identification in the ATLAS experiment using the 2015 and 2016 LHC proton-proton collision data at $\sqrt{s} = 13$ TeV, *Eur. Phys. J. C* **79** (2019) 639, <https://doi.org/10.1140/epjc/s10052-019-7140-6>, [arXiv:1902.04655](https://arxiv.org/abs/1902.04655) [hep-ex]
 70. ATLAS Collaboration, Muon reconstruction and identification efficiency in ATLAS using the full Run 2 pp collision data set at $\sqrt{s} = 13$ TeV, *Eur. Phys. J. C* **81** (2021) 578, <https://doi.org/10.1140/epjc/s10052-021-09233-2>, [arXiv:2012.00578](https://arxiv.org/abs/2012.00578) [hep-ex]
 71. ATLAS Collaboration, Muon reconstruction performance of the ATLAS detector in proton-proton collision data at $\sqrt{s} = 13$ TeV, *Eur. Phys. J. C* **76** (2016) 292, <https://doi.org/10.1140/epjc/s10052-016-4120-y>, [arXiv:1603.05598](https://arxiv.org/abs/1603.05598) [hep-ex]
 72. ATLAS Collaboration, Jet reconstruction and performance using particle flow with the ATLAS Detector, *Eur. Phys. J. C* **77** (2017) 466, <https://doi.org/10.1140/epjc/s10052-017-5031-2>, [arXiv:1703.10485](https://arxiv.org/abs/1703.10485) [hep-ex]
 73. M. Cacciari, G.P. Salam, G. Soyez, The anti- k_r jet clustering algorithm. *JHEP* **04**, 063 (2008). <https://doi.org/10.1088/1126-6708/2008/04/063>. [arXiv:0802.1189](https://arxiv.org/abs/0802.1189) [hep-ph]
 74. M. Cacciari, G.P. Salam, G. Soyez, FastJet User Manual. *Eur. Phys. J. C* **72**, 1896 (2012). <https://doi.org/10.1140/epjc/s10052-012-1896-2>. [arXiv:1111.6097](https://arxiv.org/abs/1111.6097) [hep-ph]
 75. ATLAS Collaboration, Jet energy scale and resolution measured in proton-proton collisions at $\sqrt{s} = 13$ TeV with the ATLAS detector, *Eur. Phys. J. C* **81** (2020) 689, <https://doi.org/10.1140/epjc/s10052-021-09402-3>, [arXiv:2007.02645](https://arxiv.org/abs/2007.02645) [hep-ex]
 76. ATLAS Collaboration, Tagging and suppression of pileup jets with the ATLAS detector, ATLAS-CONF-2014-018, 2014, <https://cds.cern.ch/record/1700870>
 77. ATLAS Collaboration, ATLAS b-jet identification performance and efficiency measurement with $t\bar{t}$ events in pp collisions at $\sqrt{s} = 13$ TeV, *Eur. Phys. J. C* **79** (2019) 970, <https://doi.org/10.1140/epjc/s10052-019-7450-8>, [arXiv:1907.05120](https://arxiv.org/abs/1907.05120) [hep-ex]
 78. ATLAS Collaboration, Calibration of light-flavour b-jet mistagging rates using ATLAS proton-proton collision data at $\sqrt{s} = 13$ TeV, ATLAS-CONF-2018-006, 2018, <https://cds.cern.ch/record/2314418>
 79. ATLAS Collaboration, Optimisation and performance studies of the ATLAS b-tagging algorithms for the 2017-18 LHC run, ATL-PHYS-PUB-2017-013, 2017, <https://cds.cern.ch/record/2273281>
 80. ATLAS Collaboration, E_T^{miss} performance in the ATLAS detector using 2015-2016 LHC pp collisions, ATLAS-CONF-2018-023, 2018, <https://cds.cern.ch/record/2625233>
 81. ATLAS Collaboration, Search for anomalous production of prompt same-sign lepton pairs and pair-produced doubly charged Higgs bosons with $\sqrt{s} = 8$ TeV pp collisions using the ATLAS detector, *JHEP* **03** (2015) 041, [https://doi.org/10.1007/JHEP03\(2015\)041](https://doi.org/10.1007/JHEP03(2015)041), [arXiv:1412.0237](https://arxiv.org/abs/1412.0237) [hep-ex]
 82. ATLAS Collaboration, Multi-Boson Simulation for 13 TeV ATLAS Analyses, ATL-PHYS-PUB-2017-005, 2017, <https://cds.cern.ch/record/2261933>
 83. D. de Florian et al., Handbook of LHC Higgs cross sections: 4. Deciphering the nature of the Higgs sector, (2016), [arXiv:1610.07922](https://arxiv.org/abs/1610.07922) [hep-ph]
 84. E. Bothmann, M. Schönherr, S. Schumann, Reweighting QCD matrix-element and parton-shower calculations. *Eur. Phys. J. C* **76**, 590 (2016). <https://doi.org/10.1140/epjc/s10052-016-4430-0>. [arXiv:1606.08753](https://arxiv.org/abs/1606.08753) [hep-ph]

94. A.L. Read, Presentation of search results: the CL_S technique. *J. Phys. G* **28**, 2693 (2002). <https://doi.org/10.1088/0954-3899/28/10/313>
95. G. Cowan, K. Cranmer, E. Gross, O. Vitells, Asymptotic formulae for likelihood-based tests of new physics. *Eur. Phys. J. C* **71**, 1554 (2011). <https://doi.org/10.1140/epjc/s10052-011-1554-0>. arXiv:1007.1727 [physics.data-an], Erratum: *Eur. Phys. J. C* **73** (2013) 2501, 10.1140/epjc/s10052-013-2501-z
96. ATLAS Collaboration, ATLAS Computing Acknowledgements, ATL-SOFT-PUB-2021-003, 2021, <https://cds.cern.ch/record/2776662>

ATLAS Collaboration*

G. Aad¹⁰¹, B. Abbott¹¹⁹, D. C. Abbott¹⁰², K. Abeling⁵⁵, S. H. Abidi²⁹, A. Abouhorma^{35e}, H. Abramowicz¹⁵⁰, H. Abreu¹⁴⁹, Y. Abulaiti¹¹⁶, A. C. Abusleme Hoffman^{136a}, B. S. Acharya^{68a,68b,o}, B. Achkar⁵⁵, L. Adam⁹⁹, C. Adam Bourdarios⁴, L. Adamczyk^{84a}, L. Adamek¹⁵⁴, S. V. Addepalli²⁶, J. Adelman¹¹⁴, A. Adiguzel^{21c}, S. Adorni⁵⁶, T. Adye¹³³, A. A. Affolder¹³⁵, Y. Afik³⁶, M. N. Agaras¹³, J. Agarwala^{72a,72b}, A. Aggarwal⁹⁹, C. Agheorghiesei^{27c}, J. A. Aguilar-Saavedra^{129f}, A. Ahmad³⁶, F. Ahmadov^{38,w}, W. S. Ahmed¹⁰³, S. Ahuja⁹⁴, X. Ai⁴⁸, G. Aielli^{75a,75b}, I. Aizenberg¹⁶⁸, M. Akbiyik⁹⁹, T. P. A. Åkesson⁹⁷, A. V. Akimov³⁷, K. Al Khoury⁴¹, G. L. Alberghi^{23b}, J. Albert¹⁶⁴, P. Albicocco⁵³, M. J. Alconada Verzini⁸⁹, S. Alderweireldt⁵², M. Aleksa³⁶, I. N. Aleksandrov³⁸, C. Alexa^{27b}, T. Alexopoulos¹⁰, A. Alfonsi¹¹³, F. Alfonsi^{23b}, M. Alhroob¹¹⁹, B. Ali¹³¹, S. Ali¹⁴⁷, M. Aliev³⁷, G. Alimonti^{70a}, C. Allaire³⁶, B. M. M. Allbrooke¹⁴⁵, P. P. Allport²⁰, A. Aloisio^{71a,71b}, F. Alonso⁸⁹, C. Alpigiani¹³⁷, E. Alunno Camelia^{75a,75b}, M. Alvarez Estevez⁹⁸, M. G. Alvigi^{71a,71b}, Y. Amaral Coutinho^{81b}, A. Ambler¹⁰³, C. Amelung³⁶, C. G. Ames¹⁰⁸, D. Amidei¹⁰⁵, S. P. Amor Dos Santos^{129a}, S. Amoroso⁴⁸, K. R. Amos¹⁶², C. S. Amrouche⁵⁶, V. Ananiev¹²⁴, C. Anastopoulos¹³⁸, N. Andari¹³⁴, T. Andeen¹¹, J. K. Anders¹⁹, S. Y. Andreev^{47a,47b}, A. Andreazza^{70a,70b}, S. Angelidakis⁹, A. Angerami^{41,y}, A. V. Anisenkov³⁷, A. Annovi^{73a}, C. Antel⁵⁶, M. T. Anthony¹³⁸, E. Antipov¹²⁰, M. Antonelli⁵³, D. J. A. Antrim^{17a}, F. Anulli^{74a}, M. Aoki⁸², J. A. Aparisi Pozo¹⁶², M. A. Aparo¹⁴⁵, L. Aperio Bella⁴⁸, C. Appelt¹⁸, N. Aranzabal³⁶, V. Araujo Ferraz^{81a}, C. Arcangeletti⁵³, A. T. H. Arce⁵¹, E. Arena⁹¹, J.-F. Arguin¹⁰⁷, S. Argyropoulos⁵⁴, J.-H. Arling⁴⁸, A. J. Armbruster³⁶, O. Arnaez¹⁵⁴, H. Arnold¹¹³, Z. P. Arrubarrena Tame¹⁰⁸, G. Artoni^{74a,74b}, H. Asada¹¹⁰, K. Asai¹¹⁷, S. Asai¹⁵², N. A. Asbah⁶¹, E. M. Asimakopoulou¹⁶⁰, J. Assahsah^{35d}, K. Assamagan²⁹, R. Astalos^{28a}, R. J. Atkin^{33a}, M. Atkinson¹⁶¹, N. B. Atlay¹⁸, H. Atmani^{62b}, P. A. Atmasiddha¹⁰⁵, K. Augsten¹³¹, S. Auricchio^{71a,71b}, A. D. Aurio²⁰, V. A. Austrup¹⁷⁰, G. Avner¹⁴⁹, G. Avolio³⁶, K. Axiotis⁵⁶, M. K. Ayoub^{14c}, G. Azuelos^{107,ac}, D. Babal^{28a}, H. Bachacou¹³⁴, K. Bachas^{151,q}, A. Bachi³⁴, F. Backman^{47a,47b}, A. Badea⁶¹, P. Bagnaia^{74a,74b}, M. Bahmani¹⁸, A. J. Bailey¹⁶², V. R. Bailey¹⁶¹, J. T. Baines¹³³, C. Bakalis¹⁰, O. K. Baker¹⁷¹, P. J. Bakker¹¹³, E. Bakos¹⁵, D. Bakshi Gupta⁸, S. Balaji¹⁴⁶, R. Balasubramanian¹¹³, E. M. Baldin³⁷, P. Balek¹³², E. Ballabene^{70a,70b}, F. Balli¹³⁴, L. M. Baltes^{63a}, W. K. Balunas³², J. Balz⁹⁹, E. Banas⁸⁵, M. Bandieramonte¹²⁸, A. Bandyopadhyay²⁴, S. Bansal²⁴, L. Barak¹⁵⁰, E. L. Barberio¹⁰⁴, D. Barberis^{57a,57b}, M. Barbero¹⁰¹, G. Barbour⁹⁵, K. N. Barends^{33a}, T. Barillari¹⁰⁹, M.-S. Barisits³⁶, J. Barkeloo¹²², T. Barklow¹⁴², R. M. Barnett^{17a}, P. Baron¹²¹, D. A. Baron Moreno¹⁰⁰, A. Baroncelli^{62a}, G. Barone²⁹, A. J. Barr¹²⁵, L. Barranco Navarro^{47a,47b}, F. Barreiro⁹⁸, J. Barreiro Guimarães da Costa^{14a}, U. Barron¹⁵⁰, M. G. Barros Teixeira^{129a}, S. Barsov³⁷, F. Bartels^{63a}, R. Bartoldus¹⁴², A. E. Barton⁹⁰, P. Bartos^{28a}, A. Basalae⁴⁸, A. Basan⁹⁹, M. Baselga⁴⁹, I. Bashta^{76a,76b}, A. Bassalat^{66,z}, M. J. Basso¹⁵⁴, C. R. Basson¹⁰⁰, R. L. Bates⁵⁹, S. Batlamous^{35e}, J. R. Batley³², B. Batool¹⁴⁰, M. Battaglia¹³⁵, M. Bauce^{74a,74b}, P. Bauer²⁴, A. Bayirli^{21a}, J. B. Beacham⁵¹, T. Beau¹²⁶, P. H. Beauchemin¹⁵⁷, F. Becherer⁵⁴, P. Bechtel²⁴, H. P. Beck^{19,p}, K. Becker¹⁶⁶, C. Becot⁴⁸, A. J. Beddall^{21d}, V. A. Bednyakov³⁸, C. P. Bee¹⁴⁴, L. J. Beemster¹⁵, T. A. Beermann³⁶, M. Begalli^{81b,81d}, M. Beger²⁹, A. Behera¹⁴⁴, J. K. Behr⁴⁸, C. Beirao Da Cruz E Silva³⁶, J. F. Beirer^{36,55}, F. Beisiegel²⁴, M. Belfkir¹⁵⁸, G. Bella¹⁵⁰, L. Bellagamba^{23b}, A. Bellerive³⁴, P. Bellos²⁰, K. Beloborodov³⁷, K. Belotskiy³⁷, N. L. Belyaev³⁷, D. Bencheekroun^{35a}, F. Bendebba^{35a}, Y. Benhammou¹⁵⁰, D. P. Benjamin²⁹, M. Benoit²⁹, J. R. Bensinger²⁶, S. Bentvelsen¹¹³, L. Beresford³⁶, M. Beretta⁵³, D. Berge¹⁸, E. Bergeas Kuutmann¹⁶⁰, N. Berger⁴, B. Bergmann¹³¹, J. Beringer^{17a}, S. Berlendis⁷, G. Bernardi⁵, C. Bernius¹⁴², F. U. Bernlochner²⁴, T. Berry⁹⁴, P. Berta¹³², A. Berthold⁵⁰, I. A. Bertram⁹⁰, O. Bessidskaia Bylund¹⁷⁰, S. Bethke¹⁰⁹, A. Betti⁴⁴, A. J. Bevan⁹³, M. Bhamjee^{33c}, S. Bhatta¹⁴⁴, D. S. Bhattacharya¹⁶⁵, P. Bhattarai²⁶, V. S. Bhopatkar⁶, R. Bi¹²⁸, R. Bi^{29,af}, R. M. Bianchi¹²⁸, O. Biebel¹⁰⁸, R. Bielski¹²², N. V. Biesuz^{73a,73b}, M. Biglietti^{76a}, T. R. V. Billoud¹³¹, M. Bindi⁵⁵,

A. Bingul^{21b}, C. Bini^{74a,74b}, S. Biondi^{23a,23b}, A. Biondini⁹¹, C. J. Birch-sykes¹⁰⁰, G. A. Bird^{20,133}, M. Birman¹⁶⁸, T. Bisanz³⁶, D. Biswas^{169,k}, A. Bitadze¹⁰⁰, K. Bjørke¹²⁴, I. Bloch⁴⁸, C. Blocker²⁶, A. Blue⁵⁹, U. Blumenschein⁹³, J. Blumenthal⁹⁹, G. J. Bobbink¹¹³, V. S. Bobrovnikov³⁷, M. Boehler⁵⁴, D. Bogavac³⁶, A. G. Bogdanchikov³⁷, C. Böhm^{47a}, V. Boisvert⁹⁴, P. Bokan⁴⁸, T. Bold^{84a}, M. Bomben⁵, M. Bona⁹³, M. Boonekamp¹³⁴, C. D. Booth⁹⁴, A. G. Borbély⁵⁹, H. M. Borecka-Bielska¹⁰⁷, L. S. Borgna⁹⁵, G. Borissov⁹⁰, D. Bortoletto¹²⁵, D. Boscherini^{23b}, M. Bosman¹³, J. D. Bossio Sola³⁶, K. Bouaouda^{35a}, J. Boudreau¹²⁸, E. V. Bouhova-Thacker⁹⁰, D. Boumediene⁴⁰, R. Bouquet⁵, A. Boveia¹¹⁸, J. Boyd³⁶, D. Boye²⁹, I. R. Boyko³⁸, J. Bracinik²⁰, N. Brahimi^{62d,62c}, G. Brandt¹⁷⁰, O. Brandt³², F. Braren⁴⁸, B. Brau¹⁰², J. E. Brau¹²², W. D. Breaden Madden⁵⁹, K. Brendlinger⁴⁸, R. Brenner¹⁶⁸, L. Brenner³⁶, R. Brenner¹⁶⁰, S. Bressler¹⁶⁸, B. Brickwedde⁹⁹, D. Britton⁵⁹, D. Britzger¹⁰⁹, I. Brock²⁴, G. Brooijmans⁴¹, W. K. Brooks^{136f}, E. Brost²⁹, P. A. Bruckman de Renstrom⁸⁵, B. Brüers⁴⁸, D. Bruncko^{28b}, A. Bruni^{23b}, G. Bruni^{23b}, M. Bruschi^{23b}, N. Bruscinò^{74a,74b}, L. Bryngemark¹⁴², T. Buanes¹⁶, Q. Buat¹³⁷, P. Buchholz¹⁴⁰, A. G. Buckley⁵⁹, I. A. Budagov³⁸, M. K. Bugge¹²⁴, O. Bulekov³⁷, B. A. Bullard⁶¹, S. Burdin⁹¹, C. D. Burgard⁴⁸, A. M. Burger⁴⁰, B. Burghgrave⁸, J. T. P. Burr³², C. D. Burton¹¹, J. C. Burzynski¹⁴¹, E. L. Busch⁴¹, V. Büscher⁹⁹, P. J. Bussey⁵⁹, J. M. Butler²⁵, C. M. Buttar⁵⁹, J. M. Butterworth⁹⁵, W. Buttinger¹³³, C. J. Buxo Vazquez¹⁰⁶, A. R. Buzykaev³⁷, G. Cabras^{23b}, S. Cabrera Urbán¹⁶², D. Caforio⁵⁸, H. Cai¹²⁸, Y. Cai^{14a,14d}, V. M. M. Cairo³⁶, O. Cakir^{3a}, N. Calace³⁶, P. Calafiura^{17a}, G. Calderini¹²⁶, P. Calfayan⁶⁷, G. Callea⁵⁹, L. P. Caloba^{81b}, D. Calvet⁴⁰, S. Calvet⁴⁰, T. P. Calvet¹⁰¹, M. Calvetti^{73a,73b}, R. Camacho Toro¹²⁶, S. Camarda³⁶, D. Camarero Munoz⁹⁸, P. Camarri^{75a,75b}, M. T. Camerlingo^{76a,76b}, D. Cameron¹²⁴, C. Camincher¹⁶⁴, M. Campanelli⁹⁵, A. Camplani⁴², V. Canale^{71a,71b}, A. Canesse¹⁰³, M. Cano Bret⁷⁹, J. Cantero¹⁶², Y. Cao¹⁶¹, F. Capocasa²⁶, M. Capua^{43a,43b}, A. Carbone^{70a,70b}, R. Cardarelli^{75a}, J. C. J. Cardenas⁸, F. Cardillo¹⁶², T. Carli³⁶, G. Carlino^{71a}, B. T. Carlson^{128,r}, E. M. Carlson^{155a,164}, L. Carminati^{70a,70b}, M. Carnesale^{74a,74b}, S. Caron¹¹², E. Carquin^{136f}, S. Carrá^{70a,70b}, G. Carratta^{23a,23b}, F. Carrio Argos^{33g}, J. W. S. Carter¹⁵⁴, T. M. Carter⁵², M. P. Casado^{13,h}, A. F. Casha¹⁵⁴, E. G. Castiglia¹⁷¹, F. L. Castillo^{63a}, L. Castillo Garcia¹³, V. Castillo Gimenez¹⁶², N. F. Castro^{129a,129e}, A. Catinaccio³⁶, J. R. Catmore¹²⁴, V. Cavaliere²⁹, N. Cavalli^{23a,23b}, V. Cavasinni^{73a,73b}, E. Celebi^{21a}, F. Celli¹²⁵, M. S. Centonze^{69a,69b}, K. Cerny¹²¹, A. S. Cerqueira^{81a}, A. Cerri¹⁴⁵, L. Cerrito^{75a,75b}, F. Cerutti^{17a}, A. Cervelli^{23b}, S. A. Cetin^{21d}, Z. Chadi^{35a}, D. Chakraborty¹¹⁴, M. Chala^{129f}, J. Chan¹⁶⁹, W. S. Chan¹¹³, W. Y. Chan¹⁵², J. D. Chapman³², B. Chargeishvili^{148b}, D. G. Charlton²⁰, T. P. Charman⁹³, M. Chatterjee¹⁹, S. Chekanov⁶, S. V. Chekulaev^{155a}, G. A. Chelkov^{38,a}, A. Chen¹⁰⁵, B. Chen¹⁵⁰, B. Chen¹⁶⁴, C. Chen^{62a}, H. Chen^{14c}, H. Chen²⁹, J. Chen^{62c}, J. Chen²⁶, S. Chen¹⁵², S. J. Chen^{14c}, X. Chen^{62c}, X. Chen^{14b,ab}, Y. Chen^{62a}, C. L. Cheng¹⁶⁹, H. C. Cheng^{64a}, A. Cheplakov³⁸, E. Cheremushkina⁴⁸, E. Cherepanova¹¹³, R. Cherkaoui El Moursli^{35e}, E. Cheu⁷, K. Cheung⁶⁵, L. Chevalier¹³⁴, V. Chiarella⁵³, G. Chiarelli^{73a}, G. Chiodini^{69a}, A. S. Chisholm²⁰, A. Chitan^{27b}, Y. H. Chiu¹⁶⁴, M. V. Chizhov³⁸, K. Choi¹¹, A. R. Chomont^{74a,74b}, Y. Chou¹⁰², E. Y. S. Chow¹¹³, T. Chowdhury^{33g}, L. D. Christopher^{33g}, K. L. Chu^{64a}, M. C. Chu^{64a}, X. Chu^{14a,14d}, J. Chudoba¹³⁰, J. J. Chwastowski⁸⁵, D. Cieri¹⁰⁹, K. M. Ciesla^{84a}, V. Cindro⁹², A. Ciocio^{17a}, F. Ciotto^{71a,71b}, Z. H. Citron^{168,1}, M. Citterio^{70a}, D. A. Ciubotaru^{27b}, B. M. Ciungu¹⁵⁴, A. Clark⁵⁶, P. J. Clark⁵², J. M. Clavijo Columbie⁴⁸, S. E. Clawson¹⁰⁰, C. Clement^{47a,47b}, J. Clercx⁴⁸, L. Clissa^{23a,23b}, Y. Coadou¹⁰¹, M. Cobal^{68a,68c}, A. Coccaro^{57b}, R. F. Coelho Barrue^{129a}, R. Coelho Lopes De Sa¹⁰², S. Coelli^{70a}, H. Cohen¹⁵⁰, A. E. C. Coimbra^{70a,70b}, B. Cole⁴¹, J. Collot⁶⁰, P. Conde Muñio^{129a,129g}, S. H. Connell^{33c}, I. A. Connelly⁵⁹, E. I. Conroy¹²⁵, F. Conventi^{71a,ad}, H. G. Cooke²⁰, A. M. Cooper-Sarkar¹²⁵, F. Cormier¹⁶³, L. D. Corpe³⁶, M. Corradi^{74a,74b}, E. E. Corrigan⁹⁷, F. Corriveau^{103,v}, A. Cortes-Gonzalez¹⁸, M. J. Costa¹⁶², F. Costanza⁴, D. Costanzo¹³⁸, B. M. Cote¹¹⁸, G. Cowan⁹⁴, J. W. Cowley³², K. Cranmer¹¹⁶, S. Crépe-Renaudin⁶⁰, F. Crescioli¹²⁶, M. Cristinziani¹⁴⁰, M. Cristoforetti^{77a,77b,c}, V. Croft¹⁵⁷, G. Crosetti^{43a,43b}, A. Cueto³⁶, T. Cuhadar Donszelmann¹⁵⁹, H. Cui^{14a,14d}, Z. Cui⁷, A. R. Cukierman¹⁴², W. R. Cunningham⁵⁹, F. Curcio^{43a,43b}, P. Czodrowski³⁶, M. M. Czurylo^{63b}, M. J. Da Cunha Sargedas De Sousa^{62a}, J. V. Da Fonseca Pinto^{81b}, C. Da Via¹⁰⁰, W. Dabrowski^{84a}, T. Dado⁴⁹, S. Dahbi^{33g}, T. Dai¹⁰⁵, C. Dallapiccola¹⁰², M. Dam⁴², G. D'amen²⁹, V. D'Amico^{76a,76b}, J. Damp⁹⁹, J. R. Dandoy¹²⁷, M. F. Daneri³⁰, M. Danninger¹⁴¹, V. Dao³⁶, G. Darbo^{57b}, S. Darmora⁶, S. J. Das²⁹, A. Dattagupta¹²², S. D'Auria^{70a,70b}, C. David^{155b}, T. Davidek¹³², D. R. Davis⁵¹, B. Davis-Purcell³⁴, I. Dawson⁹³, K. De⁸, R. De Asmundis^{71a}, M. De Beurs¹¹³, S. De Castro^{23a,23b}, N. De Groot¹¹², P. de Jong¹¹³, H. De la Torre¹⁰⁶, A. De Maria^{14c}, A. De Salvo^{74a}, U. De Sanctis^{75a,75b}, M. De Santis^{75a,75b}, A. De Santo¹⁴⁵, J. B. De Vivie De Regie⁶⁰, D. V. Dedovich³⁸,

J. Degens¹¹³, A. M. Deiana⁴⁴, F. Del Corso^{23a,23b}, J. Del Peso⁹⁸, F. Del Rio^{63a}, F. Deliot¹³⁴, C. M. Delitzsch⁴⁹, M. Della Pietra^{71a,71b}, D. Della Volpe⁵⁶, A. Dell'Acqua³⁶, L. Dell'Asta^{70a,70b}, M. Delmastro⁴, P. A. Delsart⁶⁰, S. Demers¹⁷¹, M. Demichev³⁸, S. P. Denisov³⁷, L. D'Eramo¹¹⁴, D. Derendarz⁸⁵, F. Derue¹²⁶, P. Dervan⁹¹, K. Desch²⁴, K. Dette¹⁵⁴, C. Deutsch²⁴, P. O. Deviveiros³⁶, F. A. Di Bello^{74a,74b}, A. Di Ciaccio^{75a,75b}, L. Di Ciaccio⁴, A. Di Domenico^{74a,74b}, C. Di Donato^{71a,71b}, A. Di Girolamo³⁶, G. Di Gregorio^{73a,73b}, A. Di Luca^{77a,77b}, B. Di Micco^{76a,76b}, R. Di Nardo^{76a,76b}, C. Diaconu¹⁰¹, F. A. Dias¹¹³, T. Dias Do Vale¹⁴¹, M. A. Diaz^{136a,136b}, F. G. Diaz Capriles²⁴, M. Didenko¹⁶², E. B. Diehl¹⁰⁵, L. Diehl⁵⁴, S. Díez Cornell⁴⁸, C. Díez Pardos¹⁴⁰, C. Dimitriadi^{24,160}, A. Dimitrievska^{17a}, W. Ding^{14b}, J. Dingfelder²⁴, I.-M. Dinu^{27b}, S. J. Dittmeier^{63b}, F. Dittus³⁶, F. Djama¹⁰¹, T. Djobava^{148b}, J. I. Djuvsland¹⁶, D. Dodsworth²⁶, C. Doglioni^{97,100}, J. Dolejsi¹³², Z. Dolezal¹³², M. Donadelli^{81c}, B. Dong^{62c}, J. Donini⁴⁰, A. D'Onofrio^{14c}, M. D'Onofrio⁹¹, J. Dopke¹³³, A. Doria^{71a}, M. T. Dova⁸⁹, A. T. Doyle⁵⁹, M. A. Draguet¹²⁵, E. Drechsler¹⁴¹, E. Dreyer¹⁶⁸, I. Drivas-koulouris¹⁰, A. S. Drobac¹⁵⁷, D. Du^{62a}, T. A. du Pree¹¹³, F. Dubinin³⁷, M. Dubovsky^{28a}, E. Duchovni¹⁶⁸, G. Duckeck¹⁰⁸, O. A. Ducu³⁶, D. Duda¹⁰⁹, A. Dudarev³⁶, M. D'uffizi¹⁰⁰, L. Duflo⁶⁶, M. Dührssen³⁶, C. Dülsen¹⁷⁰, A. E. Dumitriu^{27b}, M. Dunford^{63a}, S. Dungs⁴⁹, K. Dunne^{47a,47b}, A. Duperrin¹⁰¹, H. Duran Yildiz^{3a}, M. Düren⁵⁸, A. Durglishvili^{148b}, B. L. Dwyer¹¹⁴, G. I. Dyckes^{17a}, M. Dyndal^{84a}, S. Dysch¹⁰⁰, B. S. Dziedzic⁸⁵, Z. O. Earnshaw¹⁴⁵, B. Eckerova^{28a}, M. G. Eggleston⁵¹, E. Egidio Purcino De Souza^{81b}, L. F. Ehrke⁵⁶, G. Eigen¹⁶, K. Einsweiler^{17a}, T. Ekelof¹⁶⁰, P. A. Ekman⁹⁷, Y. El Ghazali^{35b}, H. El Jarrari^{35c,147}, A. El Moussaouy^{35a}, V. Ellajosyula¹⁶⁰, M. Ellert¹⁶⁰, F. Ellinghaus¹⁷⁰, A. A. Elliot⁹³, N. Ellis³⁶, J. Elmsheuser²⁹, M. Elsing³⁶, D. Emelianov¹³³, A. Emerman⁴¹, Y. Enari¹⁵², I. Ene^{17a}, S. Epari¹³, J. Erdmann⁴⁹, A. Ereditato¹⁹, P. A. Erland⁸⁵, M. Errenst¹⁷⁰, M. Escalier⁶⁶, C. Escobar¹⁶², E. Etzion¹⁵⁰, G. Evans^{129a}, H. Evans⁶⁷, M. O. Evans¹⁴⁵, A. Ezhilov³⁷, S. Ezzarqtouni^{35a}, F. Fabbri⁵⁹, L. Fabbri^{23a,23b}, G. Facini⁹⁵, V. Fadeyev¹³⁵, R. M. Fakhrutdinov³⁷, S. Falciano^{74a}, P. J. Falke²⁴, S. Falke³⁶, J. Faltova¹³², Y. Fan^{14a}, Y. Fang^{14a,14d}, G. Fanourakis⁴⁶, M. Fanti^{70a,70b}, M. Faraj^{68a,68b}, A. Farbin⁸, A. Farilla^{76a}, T. Farooque¹⁰⁶, S. M. Farrington⁵², F. Fassi^{35e}, D. Fassouliotis⁹, M. Fauci Giannelli^{75a,75b}, W. J. Fawcett³², L. Fayard⁶⁶, O. L. Fedin^{37,a}, G. Fedotov³⁷, M. Feickert¹⁶¹, L. Felgioni¹⁰¹, A. Fell¹³⁸, D. E. Fellers¹²², C. Feng^{62b}, M. Feng^{14b}, M. J. Fenton¹⁵⁹, A. B. Fenyuk³⁷, L. Ferencz⁴⁸, S. W. Ferguson⁴⁵, J. Pretel⁵⁴, J. Ferrando⁴⁸, A. Ferrari¹⁶⁰, P. Ferrari¹¹³, R. Ferrari^{72a}, D. Ferrere⁵⁶, C. Ferretti¹⁰⁵, F. Fiedler⁹⁹, A. Filipčič⁹², E. K. Filmer¹, F. Filthaut¹¹², M. C. N. Fiolhais^{129a,129c,b}, L. Fiorini¹⁶², F. Fischer¹⁴⁰, W. C. Fisher¹⁰⁶, T. Fitschen^{20,66}, I. Fleck¹⁴⁰, P. Fleischmann¹⁰⁵, T. Flick¹⁷⁰, L. Flores¹²⁷, M. Flores^{33d}, L. R. Flores Castillo^{64a}, F. M. Follega^{77a,77b}, N. Fomin¹⁶, J. H. Foo¹⁵⁴, B. C. Forland⁶⁷, A. Formica¹³⁴, A. C. Forti¹⁰⁰, E. Fortin¹⁰¹, A. W. Fortman⁶¹, M. G. Foti^{17a}, L. Fountas⁹, D. Fournier⁶⁶, H. Fox⁹⁰, P. Francavilla^{73a,73b}, S. Francescato⁶¹, M. Franchini^{23a,23b}, S. Franchino^{63a}, D. Francis³⁶, L. Franco¹¹², L. Franconi¹⁹, M. Franklin⁶¹, G. Frattari²⁶, A. C. Freegard⁹³, P. M. Freeman²⁰, W. S. Freund^{81b}, N. Fritzsche⁵⁰, A. Froch⁵⁴, D. Froidevaux³⁶, J. A. Frost¹²⁵, Y. Fu^{62a}, M. Fujimoto¹¹⁷, E. Fullana Torregrosa¹⁶², J. Fuster¹⁶², A. Gabrielli^{23a,23b}, A. Gabrielli³⁶, P. Gadow⁴⁸, G. Gagliardi^{57a,57b}, L. G. Gagnon^{17a}, G. E. Gallardo¹²⁵, E. J. Gallas¹²⁵, B. J. Gallop¹³³, R. Gamboa Goni⁹³, K. K. Gan¹¹⁸, S. Ganguly¹⁵², J. Gao^{62a}, Y. Gao⁵², F. M. Garay Walls^{136a,136b}, B. Garcia^{29,af}, C. García¹⁶², J. E. García Navarro¹⁶², J. A. García Pascual^{14a}, M. Garcia-Sciveres^{17a}, R. W. Gardner³⁹, D. Garg⁷⁹, R. B. Garg¹⁴², S. Gargiulo⁵⁴, C. A. Garner¹⁵⁴, V. Garonne²⁹, S. J. Gasiorowski¹³⁷, P. Gaspar^{81b}, G. Gaudio^{72a}, V. Gautam¹³, P. Gauzzi^{74a,74b}, I. L. Gavrilenko³⁷, A. Gavriluk³⁷, C. Gay¹⁶³, G. Gaycken⁴⁸, E. N. Gazis¹⁰, A. A. Geanta^{27b}, C. M. Gee¹³⁵, J. Geisen⁹⁷, M. Geisen⁹⁹, C. Gemme^{57b}, M. H. Genest⁶⁰, S. Gentile^{74a,74b}, S. George⁹⁴, W. F. George²⁰, T. Gerialis⁴⁶, L. O. Gerlach⁵⁵, P. Gessinger-Befurt³⁶, M. Ghasemi Bostanabad¹⁶⁴, M. Ghneimat¹⁴⁰, A. Ghosal¹⁴⁰, A. Ghosh¹⁵⁹, A. Ghosh⁷, B. Giacobbe^{23b}, S. Giagu^{74a,74b}, N. Giangiacomi¹⁵⁴, P. Giannetti^{73a}, A. Giannini^{62a}, S. M. Gibson⁹⁴, M. Gignac¹³⁵, D. T. Gil^{84b}, A. K. Gilbert^{84a}, B. J. Gilbert⁴¹, D. Gillberg³⁴, G. Gilles¹¹³, N. E. K. Gillwald⁴⁸, L. Ginabat¹²⁶, D. M. Gingrich^{2,ac}, M. P. Giordani^{68a,68c}, P. F. Giraud¹³⁴, G. Giugliarelli^{68a,68c}, D. Giugni^{70a}, F. Giuli³⁶, I. Gkialas^{9,i}, L. K. Gladilin³⁷, C. Glasman⁹⁸, G. R. Gledhill¹²², M. Glisic¹²², I. Gnesi^{43b,e}, Y. Go^{29,af}, M. Goblirsch-Kolb²⁶, D. Godin¹⁰⁷, S. Goldfarb¹⁰⁴, T. Golling⁵⁶, M. G. D. Gololo^{33g}, D. Golubkov³⁷, J. P. Gombas¹⁰⁶, A. Gomes^{129a,129b}, G. Gomes Da Silva¹⁴⁰, A. J. Gomez Delegido¹⁶², R. Goncalves Gama⁵⁵, R. Gonçalves^{129a,129c}, G. Gonella¹²², L. Gonella²⁰, A. Gongadze³⁸, F. Gonnella²⁰, J. L. Gonski⁴¹, R. Y. González Andana⁵², S. González de la Hoz¹⁶², S. Gonzalez Fernandez¹³, R. Gonzalez Lopez⁹¹, C. Gonzalez Renteria^{17a}, R. Gonzalez Suarez¹⁶⁰, S. Gonzalez-Sevilla⁵⁶, G. R. Gonzalvo Rodriguez¹⁶²

L. Goossens³⁶, N. A. Gorasia²⁰, P. A. Gorbounov³⁷, B. Gorini³⁶, E. Gorini^{69a,69b}, A. Gorišek⁹²,
 A. T. Goshaw⁵¹, M. I. Gostkin³⁸, C. A. Gottardo¹¹², M. Goughri^{35b}, V. Goumarre⁴⁸, A. G. Goussiou¹³⁷,
 N. Govender^{33c}, C. Goy⁴, I. Grabowska-Bold^{84a}, K. Graham³⁴, E. Gramstad¹²⁴, S. Grancagnolo¹⁸,
 M. Grandi¹⁴⁵, V. Gratchev^{37,†}, P. M. Gravila^{27f}, F. G. Gravili^{69a,69b}, H. M. Gray^{17a}, M. Greco^{69a,69b},
 C. Grefe²⁴, I. M. Gregor⁴⁸, P. Grenier¹⁴², C. Grieco¹³, A. A. Grillo¹³⁵, K. Grimm^{31,m}, S. Grinstein^{13,t},
 J.-F. Grivaz⁶⁶, E. Gross¹⁶⁸, J. Grosse-Knetter⁵⁵, C. Grud¹⁰⁵, A. Grummer¹¹¹, J. C. Grundy¹²⁵, L. Guan¹⁰⁵,
 W. Guan¹⁶⁹, C. Gubbels¹⁶³, J. G. R. Guerrero Rojas¹⁶², G. Guerrieri^{68a,68c}, F. Guescini¹⁰⁹, R. Gugel⁹⁹,
 J. A. M. Guhit¹⁰⁵, A. Guida⁴⁸, T. Guillemin⁴, E. Guillon^{133,166}, S. Guindon³⁶, F. Guo^{14a,14d}, J. Guo^{62c},
 L. Guo⁶⁶, Y. Guo¹⁰⁵, R. Gupta⁴⁸, S. Gurbuz²⁴, S. S. Gurdasani⁵⁴, G. Gustavino³⁶, M. Guth⁵⁶,
 P. Gutierrez¹¹⁹, L. F. Gutierrez Zagazeta¹²⁷, C. Gutschow⁹⁵, C. Guyot¹³⁴, C. Gwenlan¹²⁵, C. B. Gwilliam⁹¹,
 E. S. Haaland¹²⁴, A. Haas¹¹⁶, M. Habedank⁴⁸, C. Haber^{17a}, H. K. Hadavand⁸, A. Hadeef⁹⁹, S. Hadzic¹⁰⁹,
 M. Haleem¹⁶⁵, J. Haley¹²⁰, J. J. Hall¹³⁸, G. D. Hallowell¹⁰¹, L. Halser¹⁹, K. Hamano¹⁶⁴, H. Hamdaoui^{35e},
 M. Hamer²⁴, G. N. Hamity⁵², J. Han^{62b}, K. Han^{62a}, L. Han^{14c}, L. Han^{62a}, S. Han^{17a}, Y. F. Han¹⁵⁴,
 K. Hanagaki⁸², M. Hance¹³⁵, D. A. Hangal^{41,y}, M. D. Hank³⁹, R. Hankache¹⁰⁰, J. B. Hansen⁴²,
 J. D. Hansen⁴², P. H. Hansen⁴², K. Hara¹⁵⁶, D. Harada⁵⁶, T. Harenberg¹⁷⁰, S. Harkusha³⁷, Y. T. Harris¹²⁵,
 N. M. Harrison¹¹⁸, P. F. Harrison¹⁶⁶, N. M. Hartman¹⁴², N. M. Hartmann¹⁰⁸, Y. Hasegawa¹³⁹, A. Hasib⁵²,
 S. Haug¹⁹, R. Hauser¹⁰⁶, M. Havranek¹³¹, C. M. Hawkes²⁰, R. J. Hawkins³⁶, S. Hayashida¹¹⁰,
 D. Hayden¹⁰⁶, C. Hayes¹⁰⁵, R. L. Hayes¹⁶³, C. P. Hays¹²⁵, J. M. Hays⁹³, H. S. Hayward⁹¹, F. He^{62a},
 Y. He¹⁵³, Y. He¹²⁶, M. P. Heath⁵², V. Hedberg⁹⁷, A. L. Heggelund¹²⁴, N. D. Hehir⁹³, C. Heidegger⁵⁴,
 K. K. Heidegger⁵⁴, W. D. Heidorn⁸⁰, J. Heilman³⁴, S. Heim⁴⁸, T. Heim^{17a}, J. G. Heinlein¹²⁷,
 J. J. Heinrich¹²², L. Heinrich³⁶, J. Hejbal¹³⁰, L. Helary⁴⁸, A. Held¹¹⁶, S. Hellesund¹²⁴, C. M. Helling¹⁶³,
 S. Hellman^{47a,47b}, C. Helsen³⁶, R. C. W. Henderson⁹⁰, L. Henkelmann³², A. M. Henriques Correia³⁶,
 H. Herde¹⁴², Y. Hernández Jiménez¹⁴⁴, H. Herr⁹⁹, M. G. Herrmann¹⁰⁸, T. Herrmann⁵⁰, G. Herten⁵⁴,
 R. Hertenberger¹⁰⁸, L. Hervas³⁶, N. P. Hessey^{155a}, H. Hibi⁸³, E. Higón-Rodríguez¹⁶², S. J. Hillier²⁰,
 I. Hinchliffe^{17a}, F. Hinterkeuser²⁴, M. Hirose¹²³, S. Hirose¹⁵⁶, D. Hirschbuehl¹⁷⁰, T. G. Hitchings¹⁰⁰,
 B. Hiti⁹², J. Hobbs¹⁴⁴, R. Hobincu^{27e}, N. Hod¹⁶⁸, M. C. Hodgkinson¹³⁸, B. H. Hodgkinson³², A. Hoecker³⁶,
 J. Hofer⁴⁸, D. Hohn⁵⁴, T. Holm²⁴, M. Holzbock¹⁰⁹, L. B. A. H. Hommels³², B. P. Honan¹⁰⁰, J. Hong^{62c},
 T. M. Hong¹²⁸, Y. Hong⁵⁵, J. C. Honig⁵⁴, A. Hönle¹⁰⁹, B. H. Hooberman¹⁶¹, W. H. Hopkins⁶, Y. Horii¹¹⁰,
 S. Hou¹⁴⁷, A. S. Howard⁹², J. Howarth⁵⁹, J. Hoya⁸⁹, M. Hrabovsky¹²¹, A. Hrynevich³⁷, T. Hryn'ova⁴,
 P. J. Hsu⁶⁵, S.-C. Hsu¹³⁷, Q. Hu^{41,y}, Y. F. Hu^{14a,14d,ae}, D. P. Huang⁹⁵, S. Huang^{64b}, X. Huang^{14c},
 Y. Huang^{62a}, Y. Huang^{14a}, Z. Huang¹⁰⁰, Z. Hubacek¹³¹, M. Huebner²⁴, F. Huegging²⁴, T. B. Huffman¹²⁵,
 M. Huhtinen³⁶, S. K. Huiberts¹⁶, R. Hulskens¹⁰³, N. Huseynov^{12,a}, J. Huston¹⁰⁶, J. Huth⁶¹, R. Hyneman¹⁴²,
 S. Hyrych^{28a}, G. Iacobucci⁵⁶, G. Iakovidis²⁹, I. Ibragimov¹⁴⁰, L. Iconomidou-Fayard⁶⁶, P. Iengo^{71a,71b},
 R. Iguchi¹⁵², T. Iizawa⁵⁶, Y. Ikegami⁸², A. Ilg¹⁹, N. Ilic¹⁵⁴, H. Imam^{35a}, T. Ingebretsen Carlson^{47a,47b},
 G. Introzzi^{72a,72b}, M. Iodice^{76a}, V. Ippolito^{74a,74b}, M. Ishino¹⁵², W. Islam¹⁶⁹, C. Issever^{18,48}, S. Istin^{21a,ag},
 H. Ito¹⁶⁷, J. M. Iturbe Ponce^{64a}, R. Iuppa^{77a,77b}, A. Ivina¹⁶⁸, J. M. Izen⁴⁵, V. Izzo^{71a}, P. Jacka^{130,131},
 P. Jackson¹, R. M. Jacobs⁴⁸, B. P. Jaeger¹⁴¹, C. S. Jagfeld¹⁰⁸, G. Jäkel¹⁷⁰, K. Jakobs⁵⁴, T. Jakoubek¹⁶⁸,
 J. Jamieson⁵⁹, K. W. Janas^{84a}, G. Jarlskog⁹⁷, A. E. Jaspán⁹¹, T. Javůrek³⁶, M. Javůrková¹⁰², F. Jeanneau¹³⁴,
 L. Jeanty¹²², J. Jejelava^{148a,x}, P. Jenni^{54,f}, C. E. Jessiman³⁴, S. Jézéquel⁴, J. Jia¹⁴⁴, X. Jia⁶¹, X. Jia^{14a,14d},
 Z. Jia^{14c}, Y. Jiang^{62a}, S. Jiggins⁵², J. Jimenez Pena¹⁰⁹, S. Jin^{14c}, A. Jinaru^{27b}, O. Jinnouchi¹⁵³,
 H. Jivan^{33g}, P. Johansson¹³⁸, K. A. Johns⁷, C. A. Johnson⁶⁷, D. M. Jones³², E. Jones¹⁶⁶, P. Jones³²,
 R. W. L. Jones⁹⁰, T. J. Jones⁹¹, J. Jovicevic¹⁵, X. Ju^{17a}, J. J. Junggeburth³⁶, A. Juste Rozas^{13,t},
 S. Kabana^{136c}, A. Kaczmarska⁸⁵, M. Kado^{74a,74b}, H. Kagan¹¹⁸, M. Kagan¹⁴², A. Kahn⁴¹, A. Kahn¹²⁷,
 C. Kahra⁹⁹, T. Kaji¹⁶⁷, E. Kajomovitz¹⁴⁹, N. Kakati¹⁶⁸, C. W. Kalderon²⁹, A. Kamenshchikov¹⁵⁴,
 N. J. Kang¹³⁵, Y. Kano¹¹⁰, D. Kar^{33g}, K. Karava¹²⁵, M. J. Kareem^{155b}, E. Karentzos⁵⁴, I. Karkanias¹⁵¹,
 S. N. Karpov³⁸, Z. M. Karpova³⁸, V. Kartvelishvili⁹⁰, A. N. Karyukhin³⁷, E. Kasimi¹⁵¹, C. Kato^{62d},
 J. Katzy⁴⁸, S. Kaur³⁴, K. Kawade¹³⁹, K. Kawagoe⁸⁸, T. Kawaguchi¹¹⁰, T. Kawamoto¹³⁴, G. Kawamura⁵⁵,
 E. F. Kay¹⁶⁴, F. I. Kaya¹⁵⁷, S. Kazakos¹³, V. F. Kazanin³⁷, Y. Ke¹⁴⁴, J. M. Keaveney^{33a}, R. Keeler¹⁶⁴,
 G. V. Kehris⁶¹, J. S. Keller³⁴, A. S. Kelly⁹⁵, D. Kelsey¹⁴⁵, J. J. Kempster²⁰, J. Kendrick²⁰, K. E. Kennedy⁴¹,
 O. Kepka¹³⁰, B. P. Kerridge¹⁶⁶, S. Kersten¹⁷⁰, B. P. Kerševan⁹², L. Keszeghova^{28a}, S. Ketabchi Haghightat¹⁵⁴,
 M. Khandoga¹²⁶, A. Khanov¹²⁰, A. G. Kharlamov³⁷, T. Kharlamova³⁷, E. E. Khoda¹³⁷, T. J. Khoo¹⁸,
 G. Khoraiuli¹⁶⁵, J. Khubua^{148b}, Y. A. R. Khwairar⁶⁶, M. Kiehn³⁶, A. Kilgallon¹²², D. W. Kim^{47a,47b},
 E. Kim¹⁵³, Y. K. Kim³⁹, N. Kimura⁹⁵, A. Kirchoff⁵⁵, D. Kirchmeier⁵⁰, C. Kirfel²⁴, J. Kirk¹³³

A. E. Kiryunin¹⁰⁹, T. Kishimoto¹⁵², D. P. Kisliuk¹⁵⁴, C. Kitsaki¹⁰, O. Kivernyk²⁴, M. Klassen^{63a}, C. Klein³⁴, L. Klein¹⁶⁵, M. H. Klein¹⁰⁵, M. Klein⁹¹, U. Klein⁹¹, P. Klimek³⁶, A. Klimentov²⁹, F. Klimpel¹⁰⁹, T. Klingl²⁴, T. Klioutchnikova³⁶, F. F. Klitzner¹⁰⁸, P. Kluit¹¹³, S. Kluth¹⁰⁹, E. Kneringer⁷⁸, T. M. Knight¹⁵⁴, A. Knue⁵⁴, D. Kobayashi⁸⁸, R. Kobayashi⁸⁶, M. Kocian¹⁴², T. Kodama¹⁵², P. Kodyš¹³², D. M. Koeck¹⁴⁵, P. T. Koenig²⁴, T. Koffas³⁴, N. M. Köhler³⁶, M. Kolb¹³⁴, I. Koletsou⁴, T. Komarek¹²¹, K. Köneke⁵⁴, A. X. Y. Kong¹, T. Kono¹¹⁷, N. Konstantinidis⁹⁵, B. Konya⁹⁷, R. Kopeliansky⁶⁷, S. Koperny^{84a}, K. Korcyl⁸⁵, K. Kordas¹⁵¹, G. Koren¹⁵⁰, A. Korn⁹⁵, S. Korn⁵⁵, I. Korolkov¹³, N. Korotkova³⁷, B. Kortman¹¹³, O. Kortner¹⁰⁹, S. Kortner¹⁰⁹, W. H. KostECKa¹¹⁴, V. V. Kostyukhin¹⁴⁰, A. Kotskechagia⁶⁶, A. Kotwal⁵¹, A. Koulouris³⁶, A. Kourkoumeli-Charalampidi^{72a,72b}, C. Kourkoumelis⁹, E. Kourlitis⁶, O. Kovanda¹⁴⁵, R. Kowalewski¹⁶⁴, W. Kozanecki¹³⁴, A. S. Kozhin³⁷, V. A. Kramarenko³⁷, G. Kramberger⁹², P. Kramer⁹⁹, M. W. Krasny¹²⁶, A. Krasznahorkay³⁶, J. A. Kremer⁹⁹, T. Kresse⁵⁰, J. Kretschmar⁹¹, K. Kreul¹⁸, P. Krieger¹⁵⁴, F. Krieter¹⁰⁸, S. Krishnamurthy¹⁰², A. Krishnan^{63b}, M. Krivos¹³², K. Krizka^{17a}, K. Kroeninger⁴⁹, H. Kroha¹⁰⁹, J. Kroll¹³⁰, J. Kroll¹²⁷, K. S. Krowpman¹⁰⁶, U. Kruchonak³⁸, H. Krüger²⁴, N. Krumnack⁸⁰, M. C. Kruse⁵¹, J. A. Krzysiak⁸⁵, A. Kubota¹⁵³, O. Kuchinskaia³⁷, S. Kuday^{3a}, D. Kuechler⁴⁸, J. T. Kuechler⁴⁸, S. Kuehn³⁶, T. Kuhl⁴⁸, V. Kukhtin³⁸, Y. Kulchitsky^{37,a}, S. Kuleshov^{136b,136d}, M. Kumar^{33g}, N. Kumari¹⁰¹, M. Kuna⁶⁰, A. Kupco¹³⁰, T. Kupfer⁴⁹, A. Kupich³⁷, O. Kuprash⁵⁴, H. Kurashige⁸³, L. L. Kurchaninov^{155a}, Y. A. Kurochkin³⁷, A. Kurova³⁷, E. S. Kuwertz³⁶, M. Kuze¹⁵³, A. K. Kvam¹⁰², J. Kvita¹²¹, T. Kwan¹⁰³, K. W. Kwok^{64a}, C. Lacasta¹⁶², F. Lacava^{74a,74b}, H. Lacker¹⁸, D. Lacour¹²⁶, N. N. Lad⁹⁵, E. Ladygin³⁸, B. Laforge¹²⁶, T. Lagouri^{136e}, S. Lai⁵⁵, I. K. Lakomic^{84a}, N. Lalloue⁶⁰, J. E. Lambert¹¹⁹, S. Lammers⁶⁷, W. Lampl⁷, C. Lampoudis¹⁵¹, A. N. Lancaster¹¹⁴, E. Lançon²⁹, U. Landgraf⁵⁴, M. P. J. Landon⁹³, V. S. Lang⁵⁴, R. J. Langenberg¹⁰², A. J. Lankford¹⁵⁹, F. Lanni²⁹, K. Lantzsch²⁴, A. Lanza^{72a}, A. Lapertosa^{57a,57b}, J. F. Laporte¹³⁴, T. Lari^{70a}, F. Lasagni Manghi^{23b}, M. Lassnig³⁶, V. Latonova¹³⁰, T. S. Lau^{64a}, A. Laudrain⁹⁹, A. Laurier³⁴, S. D. Lawlor⁹⁴, Z. Lawrence¹⁰⁰, M. Lazzaroni^{70a,70b}, B. Le¹⁰⁰, B. Leban⁹², A. Lebedev⁸⁰, M. LeBlanc³⁶, T. LeCompte⁶, F. Ledroit-Guillon⁶⁰, A. C. A. Lee⁹⁵, G. R. Lee¹⁶, L. Lee⁶¹, S. C. Lee¹⁴⁷, S. Lee^{47a,47b}, L. L. Leeuw^{33c}, H. P. Lefebvre⁹⁴, M. Lefebvre¹⁶⁴, C. Leggett^{17a}, K. Lehmann¹⁴¹, G. Lehmann Miotto³⁶, W. A. Leight¹⁰², A. Leisos^{151,s}, M. A. L. Leite^{81c}, C. E. Leitgeb⁴⁸, R. Leitner¹³², K. J. C. Leney⁴⁴, T. Lenz²⁴, S. Leone^{73a}, C. Leonidopoulos⁵², A. Leopold¹⁴³, C. Leroy¹⁰⁷, R. Les¹⁰⁶, C. G. Lester³², M. Levchenko³⁷, J. Levêque⁴, D. Levin¹⁰⁵, L. J. Levinson¹⁶⁸, D. J. Lewis²⁰, B. Li^{14b}, B. Li^{62b}, C. Li^{62a}, C-Q. Li^{62c,62d}, H. Li^{62a}, H. Li^{62b}, H. Li^{14c}, H. Li^{62b}, J. Li^{62c}, K. Li¹³⁷, L. Li^{62c}, M. Li^{14a,14d}, Q. Y. Li^{62a}, S. Li^{62d,62c,d}, T. Li^{62b}, X. Li¹⁰³, Z. Li^{62b}, Z. Li¹²⁵, Z. Li¹⁰³, Z. Li⁹¹, Z. Liang^{14a}, M. Liberatore⁴⁸, B. Liberti^{75a}, K. Lie^{64c}, J. Lieber Marin^{81b}, K. Lin¹⁰⁶, R. A. Linck⁶⁷, R. E. Lindley⁷, J. H. Lindon², A. Linss⁴⁸, E. Lipeles¹²⁷, A. Lipniacka¹⁶, T. M. Liss^{161,aa}, A. Lister¹⁶³, J. D. Little⁴, B. Liu^{14a}, B. X. Liu¹⁴¹, D. Liu^{62d,62c}, J. B. Liu^{62a}, J. K. K. Liu³², K. Liu^{62d,62c}, M. Liu^{62a}, M. Y. Liu^{62a}, P. Liu^{14a}, Q. Liu^{62c,62d,137}, X. Liu^{62a}, Y. Liu⁴⁸, Y. Liu^{14c,14d}, Y. L. Liu¹⁰⁵, Y. W. Liu^{62a}, M. Livan^{72a,72b}, J. Llorente Merino¹⁴¹, S. L. Lloyd⁹³, E. M. Lobodzinska⁴⁸, P. Loch⁷, S. Loffredo^{75a,75b}, T. Lohse¹⁸, K. Lohwasser¹³⁸, M. Lokajicek¹³⁰, J. D. Long¹⁶¹, I. Longarini^{74a,74b}, L. Longo^{69a,69b}, R. Longo¹⁶¹, I. Lopez Paz³⁶, A. Lopez Solis⁴⁸, J. Lorenz¹⁰⁸, N. Lorenzo Martinez⁴, A. M. Lory¹⁰⁸, A. Lösle⁵⁴, X. Lou^{47a,47b}, X. Lou^{14a,14d}, A. Lounis⁶⁶, J. Love⁶, P. A. Love⁹⁰, J. J. Lozano Bahilo¹⁶², G. Lu^{14a,14d}, M. Lu⁷⁹, S. Lu¹²⁷, Y. J. Lu⁶⁵, H. J. Lubatti¹³⁷, C. Luci^{74a,74b}, F. L. Lucio Alves^{14c}, A. Lucotte⁶⁰, F. Luehring⁶⁷, I. Luise¹⁴⁴, O. Lukianchuk⁶⁶, O. Lundberg¹⁴³, B. Lund-Jensen¹⁴³, N. A. Luongo¹²², M. S. Lutz¹⁵⁰, D. Lynn²⁹, H. Lyons⁹¹, R. Lysak¹³⁰, E. Lytken⁹⁷, F. Lyu^{14a}, V. Lyubushkin³⁸, T. Lyubushkina³⁸, H. Ma²⁹, L. L. Ma^{62b}, Y. Ma⁹⁵, D. M. Mac Donell¹⁶⁴, G. Maccarrone⁵³, J. C. MacDonald¹³⁸, R. Madar⁴⁰, W. F. Mader⁵⁰, J. Maeda⁸³, T. Maeno²⁹, M. Maerker⁵⁰, V. Magerl⁵⁴, J. Magro^{68a,68c}, H. Maguire¹³⁸, D. J. Mahon⁴¹, C. Maidantchik^{81b}, A. Maio^{129a,129b,129d}, K. Maj^{84a}, O. Majersky^{28a}, S. Majewski¹²², N. Makovec⁶⁶, V. Maksimovic¹⁵, B. Malaescu¹²⁶, Pa. Malecki⁸⁵, V. P. Maleev³⁷, F. Malek⁶⁰, D. Malito^{43a,43b}, U. Mallik⁷⁹, C. Malone³², S. Maltezos¹⁰, S. Malyukov³⁸, J. Mamuzic¹³, G. Mancini⁵³, G. Manco^{72a,72b}, J. P. Mandalia⁹³, I. Mandić⁹², L. Manhaes de Andrade Filho^{81a}, I. M. Maniatis¹⁵¹, M. Manisha¹³⁴, J. Manjarres Ramos⁵⁰, D. C. Mankad¹⁶⁸, K. H. Mankinen⁹⁷, A. Mann¹⁰⁸, A. Manousos⁷⁸, B. Mansoulie¹³⁴, S. Manzoni³⁶, A. Marantis¹⁵¹, G. Marchiori⁵, M. Marcisovsky¹³⁰, L. Marcoccia^{75a,75b}, C. Marcon⁹⁷, M. Marinescu²⁰, M. Marjanovic¹¹⁹, Z. Marshall^{17a}, S. Marti-Garcia¹⁶², T. A. Martin¹⁶⁶, V. J. Martin⁵², B. Martin dit Latour¹⁶, L. Martinelli^{74a,74b}, M. Martinez^{13,t}, P. Martinez Agullo¹⁶², V. I. Martinez Outschoorn¹⁰², P. Martinez Suarez¹³, S. Martin-Haugh¹³³, V. S. Martoiu^{27b}, A. C. Martyniuk⁹⁵

A. Marzin³⁶, S. R. Maschek¹⁰⁹, L. Masetti⁹⁹, T. Mashimo¹⁵², J. Masik¹⁰⁰, A. L. Maslennikov³⁷, L. Massa^{23b}, P. Massarotti^{71a,71b}, P. Mastrandrea^{73a,73b}, A. Mastroberardino^{43a,43b}, T. Masubuchi¹⁵², T. Mathisen¹⁶⁰, A. Matic¹⁰⁸, N. Matsuzawa¹⁵², J. Maurer^{27b}, B. Maček⁹², D. A. Maximov³⁷, R. Mazini¹⁴⁷, I. Maznas¹⁵¹, M. Mazza¹⁰⁶, S. M. Mazza¹³⁵, C. Mc Ginn^{29.af}, J. P. Mc Gowan¹⁰³, S. P. Mc Kee¹⁰⁵, T. G. McCarthy¹⁰⁹, W. P. McCormack^{17a}, E. F. McDonald¹⁰⁴, A. E. McDougall¹¹³, J. A. Mcfayden¹⁴⁵, G. Mchedlidze^{148b}, R. P. McKenzie^{33g}, T. C. Mclachlan⁴⁸, D. J. Mclaughlin⁹⁵, K. D. McLean¹⁶⁴, S. J. McMahan¹³³, P. C. McNamara¹⁰⁴, R. A. McPherson^{164.v}, J. E. Mdhluli^{33g}, S. Meehan³⁶, T. Megy⁴⁰, S. Mehlhase¹⁰⁸, A. Mehta⁹¹, B. Meirose⁴⁵, D. Melini¹⁴⁹, B. R. Mellado Garcia^{33g}, A. H. Melo⁵⁵, F. Meloni⁴⁸, E. D. Mendes Gouveia^{129a}, A. M. Mendes Jacques Da Costa²⁰, H. Y. Meng¹⁵⁴, L. Meng⁹⁰, S. Menke¹⁰⁹, M. Mentink³⁶, E. Meoni^{43a,43b}, C. Merlassino¹²⁵, L. Merola^{71a,71b}, C. Meroni^{70a}, G. Merz¹⁰⁵, O. Meshkov³⁷, J. K. R. Meshreki¹⁴⁰, J. Metcalfe⁶, A. S. Mete⁶, C. Meyer⁶⁷, J.-P. Meyer¹³⁴, M. Michetti¹⁸, R. P. Middleton¹³³, L. Mijović⁵², G. Mikenberg¹⁶⁸, M. Mikesstikova¹³⁰, M. Mikuž⁹², H. Mildner¹³⁸, A. Milic¹⁵⁴, C. D. Milke⁴⁴, D. W. Miller³⁹, L. S. Miller³⁴, A. Milov¹⁶⁸, D. A. Milstead^{47a,47b}, T. Min^{14c}, A. A. Minaenko³⁷, I. A. Minashvili^{148b}, L. Mince⁵⁹, A. I. Mincer¹¹⁶, B. Mindur^{84a}, M. Mineev³⁸, Y. Minegishi¹⁵², Y. Mino⁸⁶, L. M. Mir¹³, M. Miralles Lopez¹⁶², M. Mironova¹²⁵, T. Mitani¹⁶⁷, A. Mitra¹⁶⁶, V. A. Mitsou¹⁶², O. Miu¹⁵⁴, P. S. Miyagawa⁹³, Y. Miyazaki⁸⁸, A. Mizukami⁸², J. U. Mjörnmark⁹⁷, T. Mkrtychyan^{63a}, M. Mlynarikova¹¹⁴, T. Moa^{47a,47b}, S. Mobius⁵⁵, K. Mochizuki¹⁰⁷, P. Moder⁴⁸, P. Mogg¹⁰⁸, A. F. Mohammed^{14a,14d}, S. Mohapatra⁴¹, G. Mokgatitswane^{33g}, B. Mondal¹⁴⁰, S. Mondal¹³¹, K. Mönig⁴⁸, E. Monnier¹⁰¹, L. Monsonis Romero¹⁶², J. Montejo Berlingen³⁶, M. Montella¹¹⁸, F. Monticelli⁸⁹, N. Morange⁶⁶, A. L. Moreira De Carvalho^{129a}, M. Moreno Llácer¹⁶², C. Moreno Martinez¹³, P. Morettini^{57b}, S. Morgenstern¹⁶⁶, M. Morii⁶¹, M. Morinaga¹⁵², V. Morisbak¹²⁴, A. K. Morley³⁶, F. Morodei^{74a,74b}, L. Morvaj³⁶, P. Moschovakos³⁶, B. Moser³⁶, M. Mosidze^{148b}, T. Moskalets⁵⁴, P. Moskvitina¹¹², J. Moss^{31.n}, E. J. W. Moyse¹⁰², S. Muanza¹⁰¹, J. Mueller¹²⁸, D. Muenstermann⁹⁰, R. Müller¹⁹, G. A. Mullier⁹⁷, J. J. Mullin¹²⁷, D. P. Mungo^{70a,70b}, J. L. Munoz Martinez¹³, D. Munoz Perez¹⁶², F. J. Munoz Sanchez¹⁰⁰, M. Murin¹⁰⁰, W. J. Murray^{133,166}, A. Murrone^{70a,70b}, J. M. Muse¹¹⁹, M. Muškinja^{17a}, C. Mwewa²⁹, A. G. Myagkov^{37.a}, A. J. Myers⁸, A. A. Myers¹²⁸, G. Myers⁶⁷, M. Myska¹³¹, B. P. Nachman^{17a}, O. Nackenhorst⁴⁹, A. Nag⁵⁰, K. Nagai¹²⁵, K. Nagano⁸², J. L. Nagle^{29.af}, E. Nagy¹⁰¹, A. M. Nairz³⁶, Y. Nakahama⁸², K. Nakamura⁸², H. Nanjo¹²³, R. Narayan⁴⁴, E. A. Narayanan¹¹¹, I. Naryshkin³⁷, M. Naseri³⁴, C. Nass²⁴, G. Navarro^{22a}, J. Navarro-Gonzalez¹⁶², R. Nayak¹⁵⁰, P. Y. Nechaeva³⁷, F. Nechansky⁴⁸, T. J. Neep²⁰, A. Negri^{72a,72b}, M. Negrini^{23b}, C. Nellist¹¹², C. Nelson¹⁰³, K. Nelson¹⁰⁵, S. Nemecek¹³⁰, M. Nessi^{36.g}, M. S. Neubauer¹⁶¹, F. Neuhaus⁹⁹, J. Neundorff⁴⁸, R. Newhouse¹⁶³, P. R. Newman²⁰, C. W. Ng¹²⁸, Y. S. Ng¹⁸, Y. W. Y. Ng¹⁵⁹, B. Ngair^{35e}, H. D. N. Nguyen¹⁰⁷, R. B. Nickerson¹²⁵, R. Nicolaidou¹³⁴, J. Nielsen¹³⁵, M. Niemeyer⁵⁵, N. Nikiforou³⁶, V. Nikolaenko^{37.a}, I. Nikolic-Audit¹²⁶, K. Nikolopoulos²⁰, P. Nilsson²⁹, H. R. Nindhito⁵⁶, A. Nisati^{74a}, N. Nishu², R. Nisius¹⁰⁹, J.-E. Nitschke⁵⁰, E. K. Nkadimeng^{33g}, S. J. Noacco Rosende⁸⁹, T. Nobe¹⁵², D. L. Noel³², Y. Noguchi⁸⁶, T. Nommensen¹⁴⁶, M. A. Nomura²⁹, M. B. Norfolk¹³⁸, R. R. B. Norisam⁹⁵, B. J. Norman³⁴, J. Novak⁹², T. Novak⁴⁸, O. Novgorodova⁵⁰, L. Novotny¹³¹, R. Novotny¹¹¹, L. Nozka¹²¹, K. Ntekas¹⁵⁹, E. Nurse⁹⁵, F. G. Oakham^{34.ac}, J. Ocariz¹²⁶, A. Ochi⁸³, I. Ochoa^{129a}, S. Oda⁸⁸, S. Oerdek¹⁶⁰, A. Ogrodnik^{84a}, A. Oh¹⁰⁰, C. C. Ohm¹⁴³, H. Oide¹⁵³, R. Oishi¹⁵², M. L. Ojeda⁴⁸, Y. Okazaki⁸⁶, M. W. O'Keefe⁹¹, Y. Okumura¹⁵², A. Olariu^{27b}, L. F. Oleiro Seabra^{129a}, S. A. Olivares Pino^{136e}, D. Oliveira Damazio²⁹, D. Oliveira Goncalves^{81a}, J. L. Oliver¹⁵⁹, M. J. R. Olsson¹⁵⁹, A. Olszewski⁸⁵, J. Olszowska⁸⁵, Ö. O. Öncel⁵⁴, D. C. O'Neil¹⁴¹, A. P. O'Neill¹⁹, A. Onofre^{129a,129e}, P. U. E. Onyisi¹¹, M. J. Oreglia³⁹, G. E. Orellana⁸⁹, D. Orestano^{76a,76b}, N. Orlando¹³, R. S. Orr¹⁵⁴, V. O'Shea⁵⁹, R. Ospanov^{62a}, G. Otero y Garzon³⁰, H. Otono⁸⁸, P. S. Ott^{63a}, G. J. Ottino^{17a}, M. Ouchrif^{35d}, J. Ouellette^{29.af}, F. Ould-Saada¹²⁴, M. Owen⁵⁹, R. E. Owen¹³³, K. Y. Oyulmaz^{21a}, V. E. Ozcan^{21a}, N. Ozturk⁸, S. Ozturk^{21d}, J. Pacalt¹²¹, H. A. Pacey³², K. Pachal⁵¹, A. Pacheco Pages¹³, C. Padilla Aranda¹³, G. Padovano^{74a,74b}, S. Pagan Griso^{17a}, G. Palacino⁶⁷, A. Palazzo^{69a,69b}, S. Palazzo⁵², S. Palestini³⁶, M. Palka^{84b}, J. Pan¹⁷¹, T. Pan^{64a}, D. K. Panchal¹¹, C. E. Pandini¹¹³, J. G. Panduro Vazquez⁹⁴, H. Pang^{14b}, P. Pani⁴⁸, G. Panizzo^{68a,68c}, L. Paolozzi⁵⁶, C. Papadatos¹⁰⁷, S. Parajuli⁴⁴, A. Paramonov⁶, C. Paraskevopoulos¹⁰, D. Paredes Hernandez^{64b}, T. H. Park¹⁵⁴, M. A. Parker³², F. Parodi^{57a,57b}, E. W. Parrish¹¹⁴, V. A. Parrish⁵², J. A. Parsons⁴¹, U. Parzefall⁵⁴, B. Pascual Dias¹⁰⁷, L. Pascual Dominguez¹⁵⁰, V. R. Pascuzzi^{17a}, F. Pasquali¹¹³, E. Pasqualucci^{74a}, S. Passaggio^{57b}, F. Pastore⁹⁴, P. Pasuwan^{47a,47b}, J. R. Pater¹⁰⁰, J. Patton⁹¹, T. Pauly³⁶, J. Parkes¹⁴², M. Pedersen¹²⁴, R. Pedro^{129a}, S. V. Peleganchuk³⁷, O. Penc¹³⁰, C. Peng^{64b}, H. Peng^{62a}

N. Semprini-Cesari^{23a,23b}, S. Sen⁵¹, D. Sengupta⁵⁶, V. Senthilkumar¹⁶², L. Serin⁶⁶, L. Serkin^{68a,68b}, M. Sessa^{76a,76b}, H. Severini¹¹⁹, S. Sevova¹⁴², F. Sforza^{57a,57b}, A. Sfyrla⁵⁶, E. Shabalina⁵⁵, R. Shaheen¹⁴³, J. D. Shahinian¹²⁷, N. W. Shaikh^{47a,47b}, D. Shaked Renous¹⁶⁸, L. Y. Shan^{14a}, M. Shapiro^{17a}, A. Sharma³⁶, A. S. Sharma¹⁶³, P. Sharma⁷⁹, S. Sharma⁴⁸, P. B. Shatalov³⁷, K. Shaw¹⁴⁵, S. M. Shaw¹⁰⁰, Q. Shen^{62c}, P. Sherwood⁹⁵, L. Shi⁹⁵, C. O. Shimmin¹⁷¹, Y. Shimogama¹⁶⁷, J. D. Shinner⁹⁴, I. P. J. Shipsey¹²⁵, S. Shirabe⁶⁰, M. Shiyakova³⁸, J. Shlomi¹⁶⁸, M. J. Shochet³⁹, J. Shojaii¹⁰⁴, D. R. Shope¹⁴³, S. Shrestha¹¹⁸, E. M. Shrif^{33g}, M. J. Shroff¹⁶⁴, P. Sicho¹³⁰, A. M. Sickles¹⁶¹, E. Sideras Haddad^{33g}, O. Sidiropoulou³⁶, A. Sidoti^{23b}, F. Siegert⁵⁰, Dj. Sijacki¹⁵, R. Sikora^{84a}, F. Sili⁸⁹, J. M. Silva²⁰, M. V. Silva Oliveira³⁶, S. B. Silverstein^{47a}, S. Simion⁶⁶, R. Simoniello³⁶, E. L. Simpson⁵⁹, N. D. Simpson⁹⁷, S. Simsek^{21d}, S. Sindhu⁵⁵, P. Sinervo¹⁵⁴, V. Sinetckii³⁷, S. Singh¹⁴¹, S. Singh¹⁵⁴, S. Sinha⁴⁸, S. Sinha^{33g}, M. Sioli^{23a,23b}, I. Siral¹²², S. Yu. Sivoklov³⁷, J. Sjölin^{47a,47b}, A. Skaf⁵⁵, E. Skorda⁹⁷, P. Skubic¹¹⁹, M. Slawinska⁸⁵, V. Smakhtin¹⁶⁸, B. H. Smart¹³³, J. Smiesko¹³², S. Yu. Smirnov³⁷, Y. Smirnov³⁷, L. N. Smirnova^{37,a}, O. Smirnova⁹⁷, E. A. Smith³⁹, H. A. Smith¹²⁵, J. L. Smith⁹¹, R. Smith¹⁴², M. Smizanska⁹⁰, K. Smolek¹³¹, A. Smykiewicz⁸⁵, A. A. Snesarev³⁷, H. L. Snoek¹¹³, S. Snyder²⁹, R. Sobie^{164,v}, A. Soffer¹⁵⁰, C. A. Solans Sanchez³⁶, E. Yu. Soldatov³⁷, U. Soldevila¹⁶², A. A. Solodkov³⁷, S. Solomon⁵⁴, A. Soloshenko³⁸, K. Solovieva⁵⁴, O. V. Solovyanov³⁷, V. Solovyev³⁷, P. Sommer³⁶, A. Sonay¹³, W. Y. Song^{155b}, A. Sopczak¹³¹, A. L. Soppio⁹⁵, F. Sopkova^{28b}, V. Sothilingam^{63a}, S. Sottocornola^{72a,72b}, R. Soualah^{115b}, Z. Soumami^{35e}, D. South⁴⁸, S. Spagnolo^{69a,69b}, M. Spalla¹⁰⁹, F. Spano⁹⁴, D. Sperlich⁵⁴, G. Spigo³⁶, M. Spina¹⁴⁵, S. Spinalli⁹⁰, D. P. Spiteri⁵⁹, M. Spousta¹³², E. J. Staats³⁴, A. Stabile^{70a,70b}, R. Stamen^{63a}, M. Stamenkovic¹¹³, A. Stampekis²⁰, M. Standke²⁴, E. Stanecka⁸⁵, B. Stanislaus^{17a}, M. M. Stanitzki⁴⁸, M. Stankaityte¹²⁵, B. Stapf⁴⁸, E. A. Starchenko³⁷, G. H. Stark¹³⁵, J. Stark¹⁰¹, D. M. Starko^{155b}, P. Staroba¹³⁰, P. Starovoitov^{63a}, S. Stärz¹⁰³, R. Staszewski⁸⁵, G. Stavropoulos⁴⁶, J. Steentoft¹⁶⁰, P. Steinberg²⁹, A. L. Steinhebel¹²², B. Stelzer^{141,155a}, H. J. Stelzer¹²⁸, O. Stelzer-Chilton^{155a}, H. Stenzel⁵⁸, T. J. Stevenson¹⁴⁵, G. A. Stewart³⁶, M. C. Stockton³⁶, G. Stoicea^{27b}, M. Stolarski^{129a}, S. Stonjek¹⁰⁹, A. Straessner⁵⁰, J. Strandberg¹⁴³, S. Strandberg^{47a,47b}, M. Strauss¹¹⁹, T. Streblner¹⁰¹, P. Strizenec^{28b}, R. Ströhmer¹⁶⁵, D. M. Strom¹²², L. R. Strom⁴⁸, R. Stroynowski⁴⁴, A. Strubig^{47a,47b}, S. A. Stucci²⁹, B. Stugu¹⁶, J. Stupak¹¹⁹, N. A. Styles⁴⁸, D. Su¹⁴², S. Su^{62a}, W. Su^{62c,62d,137}, X. Su^{62a,66}, K. Sugizaki¹⁵², V. V. Sulin³⁷, M. J. Sullivan⁹¹, D. M. S. Sultan^{77a,77b}, L. Sultanliyeva³⁷, S. Sultansoy^{3b}, T. Sumida⁸⁶, S. Sun¹⁰⁵, S. Sun¹⁶⁹, O. Sunneborn Gudnadottir¹⁶⁰, M. R. Sutton¹⁴⁵, M. Svatos¹³⁰, M. Swiatlowski^{155a}, T. Swirski¹⁶⁵, I. Sykora^{28a}, M. Sykora¹³², T. Sykora¹³², D. Ta⁹⁹, K. Tackmann^{48,u}, A. Taffard¹⁵⁹, R. Tafirout^{155a}, J. S. Tafoya Vargas⁶⁶, R. H. M. Taibah¹²⁶, R. Takashima⁸⁷, K. Takeda⁸³, E. P. Takeva⁵², Y. Takubo⁸², M. Talby¹⁰¹, A. A. Talyshv³⁷, K. C. Tam^{64b}, N. M. Tamir¹⁵⁰, A. Tanaka¹⁵², J. Tanaka¹⁵², R. Tanaka⁶⁶, M. Tanasini^{57a,57b}, J. Tang^{62c}, Z. Tao¹⁶³, S. Tapia Araya⁸⁰, S. Tapprogge⁹⁹, A. Tarek Abouelfadl Mohamed¹⁰⁶, S. Tarem¹⁴⁹, K. Tariq^{62b}, G. Tarna^{27b}, G. F. Tartarelli^{70a}, P. Tas¹³², M. Tasevsky¹³⁰, E. Tassi^{43a,43b}, A. C. Tate¹⁶¹, G. Taten¹⁵², Y. Tayalati^{35e}, G. N. Taylor¹⁰⁴, W. Taylor^{155b}, H. Teagle⁹¹, A. S. Tee¹⁶⁹, R. Teixeira De Lima¹⁴², P. Teixeira-Dias⁹⁴, J. J. Teoh¹⁵⁴, K. Terashi¹⁵², J. Terron⁹⁸, S. Terzo¹³, M. Testa⁵³, R. J. Teuscher^{154,v}, N. Themistokleous⁵², T. Theveneaux-Pelzer¹⁸, O. Thielmann¹⁷⁰, D. W. Thomas⁹⁴, J. P. Thomas²⁰, E. A. Thompson⁴⁸, P. D. Thompson²⁰, E. Thomson¹²⁷, E. J. Thorpe⁹³, Y. Tian⁵⁵, V. Tikhomirov^{37,a}, Yu. A. Tikhonov³⁷, S. Timoshenko³⁷, E. X. L. Ting¹, P. Tipton¹⁷¹, S. Tisserant¹⁰¹, S. H. Tlou^{33g}, A. Tnourji⁴⁰, K. Todome^{23a,23b}, S. Todorova-Nova¹³², S. Todt⁵⁰, M. Togawa⁸², J. Tojo⁸⁸, S. Tokár^{28a}, K. Tokushuku⁸², R. Tombs³², M. Tomoto^{82,110}, L. Tompkins¹⁴², P. Tornambe¹⁰², E. Torrence¹²², H. Torres⁵⁰, E. Torró Pastor¹⁶², M. Toscani³⁰, C. Toscizi³⁹, D. R. Tovey¹³⁸, A. Traet¹⁶, I. S. Trandafir^{27b}, T. Trefzger¹⁶⁵, A. Tricoli²⁹, I. M. Trigger^{155a}, S. Trincaz-Duvoid¹²⁶, D. A. Trischuk¹⁶³, B. Trocme⁶⁰, A. Trofymov⁶⁶, C. Troncon^{70a}, L. Truong^{33c}, M. Trzebinski⁸⁵, A. Trzupek⁸⁵, F. Tsai¹⁴⁴, M. Tsai¹⁰⁵, A. Tsiamis¹⁵¹, P. V. Tsiarehka³⁷, S. Tsigaridas^{155a}, A. Tsirigotis^{151,s}, V. Tskarikidze¹⁴⁴, E. G. Tskhadadze^{148a}, M. Tsopoulou¹⁵¹, Y. Tsujikawa⁸⁶, I. I. Tsukerman³⁷, V. Tsulaia^{17a}, S. Tsuno⁸², O. Tsur¹⁴⁹, D. Tsybychev¹⁴⁴, Y. Tu^{64b}, A. Tudorache^{27b}, V. Tudorache^{27b}, A. N. Tuna³⁶, S. Turchikhin³⁸, I. Turk Cakir^{3a}, R. Turra^{70a}, T. Turtuvshin³⁸, P. M. Tuts⁴¹, S. Tzamarias¹⁵¹, P. Tzanis¹⁰, E. Tzovara⁹⁹, K. Uchida¹⁵², F. Ukegawa¹⁵⁶, P. A. Ulloa Poblete^{136c}, G. Unal³⁶, M. Unal¹¹, A. Undrus²⁹, G. Unel¹⁵⁹, K. Uno¹⁵², J. Urban^{28b}, P. Urquijo¹⁰⁴, G. Usai⁸, R. Ushioda¹⁵³, M. Usman¹⁰⁷, Z. Uysal^{21b}, V. Vacek¹³¹, B. Vachon¹⁰³, K. O. H. Vadla¹²⁴, T. Vafeiadis³⁶, C. Valderanis¹⁰⁸, E. Valdes Santurio^{47a,47b}, M. Valente^{155a}, S. Valentini^{23a,23b}, A. Valero¹⁶², A. Vallier¹⁰¹, J. A. Valls Ferrer¹⁶², T. R. Van Daalen¹³⁷, P. Van Gemmeren⁶, S. Van Stroud⁹⁵, I. Van Vulpen¹¹³, M. Vanadia^{75a,75b}, W. Vandelli³⁶

M. Vandenbroucke¹³⁴, E. R. Vandewall¹²⁰, D. Vannicola¹⁵⁰, L. Vannoli^{57a,57b}, R. Vari^{74a}, E. W. Varnes⁷, C. Varni^{17a}, T. Varol¹⁴⁷, D. Varouchas⁶⁶, L. Varriale¹⁶², K. E. Varvell¹⁴⁶, M. E. Vasile^{27b}, L. Vaslin⁴⁰, G. A. Vasquez¹⁶⁴, F. Vazeille⁴⁰, T. Vazquez Schroeder³⁶, J. Veatch³¹, V. Vecchio¹⁰⁰, M. J. Veen¹¹³, I. Veliscek¹²⁵, L. M. Veloce¹⁵⁴, F. Veloso^{129a,129c}, S. Veneziano^{74a}, A. Ventura^{69a,69b}, A. Verbytskyi¹⁰⁹, M. Verducci^{73a,73b}, C. Vergis²⁴, M. Verissimo De Araujo^{81b}, W. Verkerke¹¹³, J. C. Vermeulen¹¹³, C. Vernieri¹⁴², P. J. Verschuuren⁹⁴, M. Vessella¹⁰², M. L. Vesterbacka¹¹⁶, M. C. Vetterli^{141,ac}, A. Vgenopoulos¹⁵¹, N. Viaux Maira^{136f}, T. Vickey¹³⁸, O. E. Vickey Boeriu¹³⁸, G. H. A. Viehhauser¹²⁵, L. Vignani^{63b}, M. Villa^{23a,23b}, M. Villaplana Perez¹⁶², E. M. Villhauer⁵², E. Vilucchi⁵³, M. G. Vinciter³⁴, G. S. Virdee²⁰, A. Vishwakarma⁵², C. Vittori^{23a,23b}, I. Vivarelli¹⁴⁵, V. Vladimirov¹⁶⁶, E. Voevodina¹⁰⁹, F. Vogel¹⁰⁸, P. Vokac¹³¹, J. Von Ahnen⁴⁸, E. Von Toerne²⁴, B. Vormwald¹³⁶, V. Vorobel¹³², K. Vorobev³⁷, M. Vos¹⁶², J. H. Vosseveld⁹¹, M. Vozak¹¹³, L. Vozdecky⁹³, N. Vranjes¹⁵, M. Vranjes Milosavljevic¹⁵, M. Vreeswijk¹¹³, R. Vuillemet³⁶, O. Vujanovic⁹⁹, I. Vukotic³⁹, S. Wada¹⁵⁶, C. Wagner¹⁰², W. Wagner¹⁷⁰, S. Wahdan¹⁷⁰, H. Wahlberg⁸⁹, R. Wakasa¹⁵⁶, M. Wakida¹¹⁰, V. M. Walbrecht¹⁰⁹, J. Walder¹³³, R. Walker¹⁰⁸, W. Walkowiak¹⁴⁰, A. M. Wang⁶¹, A. Z. Wang¹⁶⁹, C. Wang^{62a}, C. Wang^{62c}, H. Wang^{17a}, J. Wang^{64a}, P. Wang⁴⁴, R.-J. Wang⁹⁹, R. Wang⁶¹, R. Wang⁶, S. M. Wang¹⁴⁷, S. Wang^{62b}, T. Wang^{62a}, W. T. Wang⁷⁹, W. X. Wang^{62a}, X. Wang^{14c}, X. Wang¹⁶¹, X. Wang^{62c}, Y. Wang^{62d}, Y. Wang^{14c}, Z. Wang¹⁰⁵, Z. Wang^{51,62c,62d}, Z. Wang¹⁰⁵, A. Warburton¹⁰³, R. J. Ward²⁰, N. Warrack⁵⁹, A. T. Watson²⁰, M. F. Watson²⁰, G. Watts¹³⁷, B. M. Waugh⁹⁵, A. F. Webb¹¹, C. Weber²⁹, M. S. Weber¹⁹, S. A. Weber³⁴, S. M. Weber^{63a}, C. Wei^{62a}, Y. Wei¹²⁵, A. R. Weidberg¹²⁵, J. Weingarten⁴⁹, M. Weirich⁹⁹, C. Weiser⁵⁴, C. J. Wells⁴⁸, T. Wenaus²⁹, B. Wendland⁴⁹, T. Wengler³⁶, N. S. Wenke¹⁰⁹, N. Wermes²⁴, M. Wessels^{63a}, K. Whalen¹²², A. M. Wharton⁹⁰, A. S. White⁶¹, A. White⁸, M. J. White¹, D. Whiteson¹⁵⁹, L. Wickremasinghe¹²³, W. Wiedenmann¹⁶⁹, C. Wiel⁵⁰, M. Wielers¹³³, N. Wieseotte⁹⁹, C. Wiglesworth⁴², L. A. M. Wiik-Fuchs⁵⁴, D. J. Wilbern¹¹⁹, H. G. Wilkens³⁶, D. M. Williams⁴¹, H. H. Williams¹²⁷, S. Williams³², S. Willocq¹⁰², P. J. Windischhofer¹²⁵, F. Winklmeier¹²², B. T. Winter⁵⁴, M. Wittgen¹⁴², M. Wobisch⁹⁶, A. Wolf⁹⁹, R. Wölker¹²⁵, J. Wollrath¹⁵⁹, M. W. Wolter⁸⁵, H. Wolters^{129a,129c}, V. W. S. Wong¹⁶³, A. F. Wongel⁴⁸, S. D. Worm⁴⁸, B. K. Wosiek⁸⁵, K. W. Woźniak⁸⁵, K. Wraight⁵⁹, J. Wu^{14a,14d}, M. Wu^{64a}, S. L. Wu¹⁶⁹, X. Wu⁵⁶, Y. Wu^{62a}, Z. Wu^{134,62a}, J. Wuerzinger¹²⁵, T. R. Wyatt¹⁰⁰, B. M. Wynne⁵², S. Xella⁴², L. Xia^{14c}, M. Xia^{14b}, J. Xiang^{64c}, X. Xiao¹⁰⁵, M. Xie^{62a}, X. Xie^{62a}, J. Xiong^{17a}, I. Xiotidis¹⁴⁵, D. Xu^{14a}, H. Xu^{62a}, H. Xu^{62a}, L. Xu^{62a}, R. Xu¹²⁷, T. Xu¹⁰⁵, W. Xu¹⁰⁵, Y. Xu^{14b}, Z. Xu^{62b}, Z. Xu¹⁴², B. Yabsley¹⁴⁶, S. Yacoob^{33a}, N. Yamaguchi⁸⁸, Y. Yamaguchi¹⁵³, H. Yamauchi¹⁵⁶, T. Yamazaki^{17a}, Y. Yamazaki⁸³, J. Yan^{62c}, S. Yan¹²⁵, Z. Yan²⁵, H. J. Yang^{62c,62d}, H. T. Yang^{17a}, S. Yang^{62a}, T. Yang^{64c}, X. Yang^{62a}, X. Yang^{14a}, Y. Yang⁴⁴, Z. Yang^{62a,105}, W.-M. Yao^{17a}, Y. C. Yap⁴⁸, H. Ye^{14c}, J. Ye⁴⁴, S. Ye²⁹, X. Ye^{62a}, I. Yeletsikh³⁸, M. R. Yexley⁹⁰, P. Yin⁴¹, K. Yorita¹⁶⁷, C. J. S. Young⁵⁴, C. Young¹⁴², M. Yuan¹⁰⁵, R. Yuan^{62b,j}, L. Yue⁹⁵, X. Yue^{63a}, M. Zaazoua^{35e}, B. Zabinski⁸⁵, E. Zaid⁵², T. Zakareishvili^{148b}, N. Zakharchuk³⁴, S. Zambito⁵⁶, J. Zang¹⁵², D. Zanzi⁵⁴, O. Zaplatilek¹³¹, S. V. Zeiβner⁴⁹, C. Zeitnitz¹⁷⁰, J. C. Zeng¹⁶¹, D. T. Zenger Jr²⁶, O. Zenin³⁷, T. Ženiš^{28a}, S. Zenz⁹³, S. Zerradi^{35a}, D. Zerwas⁶⁶, B. Zhang^{14c}, D. F. Zhang¹³⁸, G. Zhang^{14b}, J. Zhang⁶, K. Zhang^{14a,14d}, L. Zhang^{14c}, R. Zhang¹⁶⁹, S. Zhang¹⁰⁵, T. Zhang¹⁵², X. Zhang^{62c}, X. Zhang^{62b}, Z. Zhang^{17a}, Z. Zhang⁶⁶, H. Zhao¹³⁷, P. Zhao⁵¹, T. Zhao^{62b}, Y. Zhao¹³⁵, Z. Zhao^{62a}, A. Zhemchugov³⁸, Z. Zheng¹⁴², D. Zhong¹⁶¹, B. Zhou¹⁰⁵, C. Zhou¹⁶⁹, H. Zhou⁷, N. Zhou^{62c}, Y. Zhou⁷, C. G. Zhu^{62b}, C. Zhu^{14a,14d}, H. L. Zhu^{62a}, H. Zhu^{14a}, J. Zhu¹⁰⁵, Y. Zhu^{62a}, X. Zhuang^{14a}, K. Zhukov³⁷, V. Zhulanov³⁷, N. I. Zimine³⁸, J. Zinsser^{63b}, M. Ziolkowski¹⁴⁰, L. Živković¹⁵, A. Zoccoli^{23a,23b}, K. Zoch⁵⁶, T. G. Zorbas¹³⁸, O. Zormpa⁴⁶, W. Zou⁴¹, L. Zwalinski³⁶

¹ Department of Physics, University of Adelaide, Adelaide, Australia

² Department of Physics, University of Alberta, Edmonton, AB, Canada

³ (a)Department of Physics, Ankara University, Ankara, Türkiye; (b)Division of Physics, TOBB University of Economics and Technology, Ankara, Türkiye

⁴ LAPP, Univ. Savoie Mont Blanc, CNRS/IN2P3, Annecy, France

⁵ APC, Université Paris Cité, CNRS/IN2P3, Paris, France

⁶ High Energy Physics Division, Argonne National Laboratory, Argonne, IL, USA

⁷ Department of Physics, University of Arizona, Tucson, AZ, USA

⁸ Department of Physics, University of Texas at Arlington, Arlington, TX, USA

⁹ Physics Department, National and Kapodistrian University of Athens, Athens, Greece

- 10 Physics Department, National Technical University of Athens, Zografou, Greece
- 11 Department of Physics, University of Texas at Austin, Austin, TX, USA
- 12 Institute of Physics, Azerbaijan Academy of Sciences, Baku, Azerbaijan
- 13 Institut de Física d'Altes Energies (IFAE), Barcelona Institute of Science and Technology, Barcelona, Spain
- 14 ^(a)Institute of High Energy Physics, Chinese Academy of Sciences, Beijing, China; ^(b)Physics Department, Tsinghua University, Beijing, China; ^(c)Department of Physics, Nanjing University, Nanjing, China; ^(d)University of Chinese Academy of Science (UCAS), Beijing, China
- 15 Institute of Physics, University of Belgrade, Belgrade, Serbia
- 16 Department for Physics and Technology, University of Bergen, Bergen, Norway
- 17 ^(a)Physics Division, Lawrence Berkeley National Laboratory, Berkeley, CA, USA; ^(b)University of California, Berkeley, CA, USA
- 18 Institut für Physik, Humboldt Universität zu Berlin, Berlin, Germany
- 19 Albert Einstein Center for Fundamental Physics and Laboratory for High Energy Physics, University of Bern, Bern, Switzerland
- 20 School of Physics and Astronomy, University of Birmingham, Birmingham, UK
- 21 ^(a)Department of Physics, Bogazici University, Istanbul, Türkiye; ^(b)Department of Physics Engineering, Gaziantep University, Gaziantep, Türkiye; ^(c)Department of Physics, Istanbul University, Istanbul, Türkiye; ^(d)Istinye University, Sariyer, Istanbul, Türkiye
- 22 ^(a)Facultad de Ciencias y Centro de Investigaciones, Universidad Antonio Nariño, Bogotá, Colombia; ^(b)Departamento de Física, Universidad Nacional de Colombia, Bogotá, Colombia
- 23 ^(a)Dipartimento di Fisica e Astronomia A. Righi, Università di Bologna, Bologna, Italy; ^(b)INFN Sezione di Bologna, Bologna, Italy
- 24 Physikalisches Institut, Universität Bonn, Bonn, Germany
- 25 Department of Physics, Boston University, Boston, MA, USA
- 26 Department of Physics, Brandeis University, Waltham, MA, USA
- 27 ^(a)Transilvania University of Brasov, Brasov, Romania; ^(b)Horia Hulubei National Institute of Physics and Nuclear Engineering, Bucharest, Romania; ^(c)Department of Physics, Alexandru Ioan Cuza University of Iasi, Iasi, Romania; ^(d)Physics Department, National Institute for Research and Development of Isotopic and Molecular Technologies, Cluj-Napoca, Romania; ^(e)University Politehnica Bucharest, Bucharest, Romania; ^(f)West University in Timisoara, Timisoara, Romania
- 28 ^(a)Faculty of Mathematics, Physics and Informatics, Comenius University, Bratislava, Slovakia; ^(b)Department of Subnuclear Physics, Institute of Experimental Physics of the Slovak Academy of Sciences, Kosice, Slovak Republic
- 29 Physics Department, Brookhaven National Laboratory, Upton, NY, USA
- 30 Departamento de Física, y CONICET, Facultad de Ciencias Exactas y Naturales, Instituto de Física de Buenos Aires (IFIBA), Universidad de Buenos Aires, Buenos Aires, Argentina
- 31 California State University, Long Beach, CA, USA
- 32 Cavendish Laboratory, University of Cambridge, Cambridge, UK
- 33 ^(a)Department of Physics, University of Cape Town, Cape Town, South Africa; ^(b)iThemba Labs, Western Cape, South Africa; ^(c)Department of Mechanical Engineering Science, University of Johannesburg, Johannesburg, South Africa; ^(d)National Institute of Physics, University of the Philippines, Diliman, Philippines; ^(e)Department of Physics, University of South Africa, Pretoria, South Africa; ^(f)University of Zululand, KwaDlangezwa, South Africa; ^(g)School of Physics, University of the Witwatersrand, Johannesburg, South Africa
- 34 Department of Physics, Carleton University, Ottawa, ON, Canada
- 35 ^(a)Faculté des Sciences Ain Chock, Réseau Universitaire de Physique des Hautes Energies-Université Hassan II, Casablanca, Morocco; ^(b)Faculté des Sciences, Université Ibn-Tofail, Kénitra, Morocco; ^(c)Faculté des Sciences Semlalia, Université Cadi Ayyad, LPHEA-Marrakech, Morocco; ^(d)LPMR, Faculté des Sciences, Université Mohamed Premier, Oujda, Morocco; ^(e)Faculté des sciences, Université Mohammed V, Rabat, Morocco; ^(f)Institute of Applied Physics, Mohammed VI Polytechnic University, Ben Guerir, Morocco
- 36 CERN, Geneva, Switzerland
- 37 Affiliated with an Institute covered by a cooperation agreement with CERN, Geneva, Switzerland
- 38 Affiliated with an International laboratory covered by a cooperation agreement with CERN, Geneva, Switzerland
- 39 Enrico Fermi Institute, University of Chicago, Chicago, IL, USA
- 40 LPC, Université Clermont Auvergne, CNRS/IN2P3, Clermont-Ferrand, France

- 41 Nevis Laboratory, Columbia University, Irvington, NY, USA
- 42 Niels Bohr Institute, University of Copenhagen, Copenhagen, Denmark
- 43 (a)Dipartimento di Fisica, Università della Calabria, Rende, Italy; (b)INFN Gruppo Collegato di Cosenza, Laboratori Nazionali di Frascati, Frascati, Italy
- 44 Physics Department, Southern Methodist University, Dallas, TX, USA
- 45 Physics Department, University of Texas at Dallas, Richardson, TX, USA
- 46 National Centre for Scientific Research “Demokritos”, Agia Paraskevi, Greece
- 47 (a)Department of Physics, Stockholm University, Stockholm, Sweden; (b)Oskar Klein Centre, Stockholm, Sweden
- 48 Deutsches Elektronen-Synchrotron DESY, Hamburg and Zeuthen, Germany
- 49 Fakultät Physik, Technische Universität Dortmund, Dortmund, Germany
- 50 Institut für Kern- und Teilchenphysik, Technische Universität Dresden, Dresden, Germany
- 51 Department of Physics, Duke University, Durham, NC, USA
- 52 SUPA-School of Physics and Astronomy, University of Edinburgh, Edinburgh, UK
- 53 INFN e Laboratori Nazionali di Frascati, Frascati, Italy
- 54 Physikalisches Institut, Albert-Ludwigs-Universität Freiburg, Freiburg, Germany
- 55 II. Physikalisches Institut, Georg-August-Universität Göttingen, Göttingen, Germany
- 56 Département de Physique Nucléaire et Corpusculaire, Université de Genève, Geneva, Switzerland
- 57 (a)Dipartimento di Fisica, Università di Genova, Genoa, Italy; (b)INFN Sezione di Genova, Genoa, Italy
- 58 II. Physikalisches Institut, Justus-Liebig-Universität Giessen, Giessen, Germany
- 59 SUPA-School of Physics and Astronomy, University of Glasgow, Glasgow, UK
- 60 LPSC, Université Grenoble Alpes, CNRS/IN2P3, Grenoble INP, Grenoble, France
- 61 Laboratory for Particle Physics and Cosmology, Harvard University, Cambridge, MA, USA
- 62 (a)Department of Modern Physics and State Key Laboratory of Particle Detection and Electronics, University of Science and Technology of China, Hefei, China; (b)Institute of Frontier and Interdisciplinary Science and Key Laboratory of Particle Physics and Particle Irradiation (MOE), Shandong University, Qingdao, China; (c)School of Physics and Astronomy, Shanghai Jiao Tong University, Key Laboratory for Particle Astrophysics and Cosmology (MOE), SKLPPC, Shanghai, China; (d)Tsung-Dao Lee Institute, Shanghai, China
- 63 (a)Kirchhoff-Institut für Physik, Ruprecht-Karls-Universität Heidelberg, Heidelberg, Germany; (b)Physikalisches Institut, Ruprecht-Karls-Universität Heidelberg, Heidelberg, Germany
- 64 (a)Department of Physics, Chinese University of Hong Kong, Shatin, N.T., Hong Kong; (b)Department of Physics, University of Hong Kong, Pok Fu Lam, Hong Kong; (c)Department of Physics and Institute for Advanced Study, Hong Kong University of Science and Technology, Clear Water Bay, Kowloon, Hong Kong, China
- 65 Department of Physics, National Tsing Hua University, Hsinchu, Taiwan
- 66 IJCLab, Université Paris-Saclay, CNRS/IN2P3, 91405 Orsay, France
- 67 Department of Physics, Indiana University, Bloomington, IN, USA
- 68 (a)INFN Gruppo Collegato di Udine, Sezione di Trieste, Udine, Italy; (b)ICTP, Trieste, Italy; (c)Dipartimento Politecnico di Ingegneria e Architettura, Università di Udine, Udine, Italy
- 69 (a)INFN Sezione di Lecce, Lecce, Italy; (b)Dipartimento di Matematica e Fisica, Università del Salento, Lecce, Italy
- 70 (a)INFN Sezione di Milano, Milan, Italy; (b)Dipartimento di Fisica, Università di Milano, Milan, Italy
- 71 (a)INFN Sezione di Napoli, Naples, Italy; (b)Dipartimento di Fisica, Università di Napoli, Naples, Italy
- 72 (a)INFN Sezione di Pavia, Pavia, Italy; (b)Dipartimento di Fisica, Università di Pavia, Pavia, Italy
- 73 (a)INFN Sezione di Pisa, Pisa, Italy; (b)Dipartimento di Fisica E. Fermi, Università di Pisa, Pisa, Italy
- 74 (a)INFN Sezione di Roma, Rome, Italy; (b)Dipartimento di Fisica, Sapienza Università di Roma, Rome, Italy
- 75 (a)INFN Sezione di Roma Tor Vergata, Rome, Italy; (b)Dipartimento di Fisica, Università di Roma Tor Vergata, Rome, Italy
- 76 (a)INFN Sezione di Roma Tre, Rome, Italy; (b)Dipartimento di Matematica e Fisica, Università Roma Tre, Rome, Italy
- 77 (a)INFN-TIFPA, Povo, Italy; (b)Università degli Studi di Trento, Trento, Italy
- 78 Department of Astro and Particle Physics, Universität Innsbruck, Innsbruck, Austria
- 79 University of Iowa, Iowa City, IA, USA
- 80 Department of Physics and Astronomy, Iowa State University, Ames, IA, USA
- 81 (a)Departamento de Engenharia Elétrica, Universidade Federal de Juiz de Fora (UFJF), Juiz de Fora, Brazil; (b)Universidade Federal do Rio De Janeiro COPPE/EE/IF, Rio de Janeiro, Brazil; (c)Instituto de Física, Universidade de São Paulo, São Paulo, Brazil; (d)Rio de Janeiro State University, Rio de Janeiro, Brazil

- 82 KEK, High Energy Accelerator Research Organization, Tsukuba, Japan
- 83 Graduate School of Science, Kobe University, Kobe, Japan
- 84 ^(a)Faculty of Physics and Applied Computer Science, AGH University of Science and Technology, Krakow, Poland; ^(b)Marian Smoluchowski Institute of Physics, Jagiellonian University, Krakow, Poland
- 85 Institute of Nuclear Physics Polish Academy of Sciences, Krakow, Poland
- 86 Faculty of Science, Kyoto University, Kyoto, Japan
- 87 Kyoto University of Education, Kyoto, Japan
- 88 Research Center for Advanced Particle Physics and Department of Physics, Kyushu University, Fukuoka, Japan
- 89 Instituto de Física La Plata, Universidad Nacional de La Plata and CONICET, La Plata, Argentina
- 90 Physics Department, Lancaster University, Lancaster, UK
- 91 Oliver Lodge Laboratory, University of Liverpool, Liverpool, UK
- 92 Department of Experimental Particle Physics, Jožef Stefan Institute and Department of Physics, University of Ljubljana, Ljubljana, Slovenia
- 93 School of Physics and Astronomy, Queen Mary University of London, London, UK
- 94 Department of Physics, Royal Holloway University of London, Egham, UK
- 95 Department of Physics and Astronomy, University College London, London, UK
- 96 Louisiana Tech University, Ruston, LA, USA
- 97 Fysiska institutionen, Lunds universitet, Lund, Sweden
- 98 Departamento de Física Teórica C-15 and CIAFF, Universidad Autónoma de Madrid, Madrid, Spain
- 99 Institut für Physik, Universität Mainz, Mainz, Germany
- 100 School of Physics and Astronomy, University of Manchester, Manchester, UK
- 101 CPPM, Aix-Marseille Université, CNRS/IN2P3, Marseille, France
- 102 Department of Physics, University of Massachusetts, Amherst, MA, USA
- 103 Department of Physics, McGill University, Montreal, QC, Canada
- 104 School of Physics, University of Melbourne, Victoria, Australia
- 105 Department of Physics, University of Michigan, Ann Arbor, MI, USA
- 106 Department of Physics and Astronomy, Michigan State University, East Lansing, MI, USA
- 107 Group of Particle Physics, University of Montreal, Montreal, QC, Canada
- 108 Fakultät für Physik, Ludwig-Maximilians-Universität München, Munich, Germany
- 109 Max-Planck-Institut für Physik (Werner-Heisenberg-Institut), Munich, Germany
- 110 Graduate School of Science and Kobayashi-Maskawa Institute, Nagoya University, Nagoya, Japan
- 111 Department of Physics and Astronomy, University of New Mexico, Albuquerque, NM, USA
- 112 Institute for Mathematics, Astrophysics and Particle Physics, Radboud University/Nikhef, Nijmegen, The Netherlands
- 113 Nikhef National Institute for Subatomic Physics and University of Amsterdam, Amsterdam, The Netherlands
- 114 Department of Physics, Northern Illinois University, DeKalb, IL, USA
- 115 ^(a)New York University Abu Dhabi, Abu Dhabi, United Arab Emirates; ^(b)University of Sharjah, Sharjah, United Arab Emirates
- 116 Department of Physics, New York University, New York, NY, USA
- 117 Ochanomizu University, Otsuka, Bunkyo-ku, Tokyo, Japan
- 118 Ohio State University, Columbus, OH, USA
- 119 Homer L. Dodge Department of Physics and Astronomy, University of Oklahoma, Norman, OK, USA
- 120 Department of Physics, Oklahoma State University, Stillwater, OK, USA
- 121 Palacký University, Joint Laboratory of Optics, Olomouc, Czech Republic
- 122 Institute for Fundamental Science, University of Oregon, Eugene, OR, USA
- 123 Graduate School of Science, Osaka University, Osaka, Japan
- 124 Department of Physics, University of Oslo, Oslo, Norway
- 125 Department of Physics, Oxford University, Oxford, UK
- 126 LPNHE, Sorbonne Université, Université Paris Cité, CNRS/IN2P3, Paris, France
- 127 Department of Physics, University of Pennsylvania, Philadelphia, PA, USA
- 128 Department of Physics and Astronomy, University of Pittsburgh, Pittsburgh, PA, USA
- 129 ^(a)Laboratório de Instrumentação e Física Experimental de Partículas-LIP, Lisbon, Portugal; ^(b)Departamento de Física, Faculdade de Ciências, Universidade de Lisboa, Lisbon, Portugal; ^(c)Departamento de Física, Universidade de Coimbra, Coimbra, Portugal; ^(d)Centro de Física Nuclear da Universidade de Lisboa, Lisbon, Portugal; ^(e)Departamento de Física,

- Universidade do Minho, Braga, Portugal; ^(f)Departamento de Física Teórica y del Cosmos, Universidad de Granada, Granada, Spain; ^(g)Departamento de Física, Instituto Superior Técnico, Universidade de Lisboa, Lisbon, Portugal
- 130 Institute of Physics of the Czech Academy of Sciences, Prague, Czech Republic
- 131 Czech Technical University in Prague, Prague, Czech Republic
- 132 Faculty of Mathematics and Physics, Charles University, Prague, Czech Republic
- 133 Particle Physics Department, Rutherford Appleton Laboratory, Didcot, UK
- 134 IRFU, CEA, Université Paris-Saclay, Gif-sur-Yvette, France
- 135 Santa Cruz Institute for Particle Physics, University of California Santa Cruz, Santa Cruz, CA, USA
- 136 ^(a)Departamento de Física, Pontificia Universidad Católica de Chile, Santiago, Chile; ^(b)Millennium Institute for Subatomic physics at high energy frontier (SAPHIR), Santiago, Chile; ^(c)Instituto de Investigación Multidisciplinario en Ciencia y Tecnología y Departamento de Física, Universidad de La Serena, La Serena, Chile; ^(d)Department of Physics, Universidad Andres Bello, Santiago, Chile; ^(e)Instituto de Alta Investigación, Universidad de Tarapacá, Arica, Chile; ^(f)Departamento de Física, Universidad Técnica Federico Santa María, Valparaíso, Chile
- 137 Department of Physics, University of Washington, Seattle, WA, USA
- 138 Department of Physics and Astronomy, University of Sheffield, Sheffield, UK
- 139 Department of Physics, Shinshu University, Nagano, Japan
- 140 Department Physik, Universität Siegen, Siegen, Germany
- 141 Department of Physics, Simon Fraser University, Burnaby, BC, Canada
- 142 SLAC National Accelerator Laboratory, Stanford, CA, USA
- 143 Department of Physics, Royal Institute of Technology, Stockholm, Sweden
- 144 Departments of Physics and Astronomy, Stony Brook University, Stony Brook, NY, USA
- 145 Department of Physics and Astronomy, University of Sussex, Brighton, UK
- 146 School of Physics, University of Sydney, Sydney, Australia
- 147 Institute of Physics, Academia Sinica, Taipei, Taiwan
- 148 ^(a)E. Andronikashvili Institute of Physics, Iv. Javakhishvili Tbilisi State University, Tbilisi, Georgia; ^(b)High Energy Physics Institute, Tbilisi State University, Tbilisi, Georgia; ^(c)University of Georgia, Tbilisi, Georgia
- 149 Department of Physics, Technion, Israel Institute of Technology, Haifa, Israel
- 150 Raymond and Beverly Sackler School of Physics and Astronomy, Tel Aviv University, Tel Aviv, Israel
- 151 Department of Physics, Aristotle University of Thessaloniki, Thessaloniki, Greece
- 152 International Center for Elementary Particle Physics and Department of Physics, University of Tokyo, Tokyo, Japan
- 153 Department of Physics, Tokyo Institute of Technology, Tokyo, Japan
- 154 Department of Physics, University of Toronto, Toronto, ON, Canada
- 155 ^(a)TRIUMF, Vancouver, BC, Canada; ^(b)Department of Physics and Astronomy, York University, Toronto, ON, Canada
- 156 Division of Physics and Tomonaga Center for the History of the Universe, Faculty of Pure and Applied Sciences, University of Tsukuba, Tsukuba, Japan
- 157 Department of Physics and Astronomy, Tufts University, Medford, MA, USA
- 158 United Arab Emirates University, Al Ain, United Arab Emirates
- 159 Department of Physics and Astronomy, University of California Irvine, Irvine, CA, USA
- 160 Department of Physics and Astronomy, University of Uppsala, Uppsala, Sweden
- 161 Department of Physics, University of Illinois, Urbana, IL, USA
- 162 Instituto de Física Corpuscular (IFIC), Centro Mixto Universidad de Valencia-CSIC, Valencia, Spain
- 163 Department of Physics, University of British Columbia, Vancouver, BC, Canada
- 164 Department of Physics and Astronomy, University of Victoria, Victoria, BC, Canada
- 165 Fakultät für Physik und Astronomie, Julius-Maximilians-Universität Würzburg, Würzburg, Germany
- 166 Department of Physics, University of Warwick, Coventry, UK
- 167 Waseda University, Tokyo, Japan
- 168 Department of Particle Physics and Astrophysics, Weizmann Institute of Science, Rehovot, Israel
- 169 Department of Physics, University of Wisconsin, Madison, WI, USA
- 170 Fakultät für Mathematik und Naturwissenschaften, Fachgruppe Physik, Bergische Universität Wuppertal, Wuppertal, Germany
- 171 Department of Physics, Yale University, New Haven, CT, USA

^a Also Affiliated with an Institute covered by a cooperation agreement with CERN, Geneva, Switzerland

- ^b Also at Borough of Manhattan Community College, City University of New York, New York, NY, USA
- ^c Also at Bruno Kessler Foundation, Trento, Italy
- ^d Also at Center for High Energy Physics, Peking University, China
- ^e Also at Centro Studi e Ricerche Enrico Fermi, Rome, Italy
- ^f Also at CERN, Geneva, Switzerland
- ^g Also at Département de Physique Nucléaire et Corpusculaire, Université de Genève, Geneva, Switzerland
- ^h Also at Departament de Física de la Universitat Autònoma de Barcelona, Barcelona, Spain
- ⁱ Also at Department of Financial and Management Engineering, University of the Aegean, Chios, Greece
- ^j Also at Department of Physics and Astronomy, Michigan State University, East Lansing, MI, USA
- ^k Also at Department of Physics and Astronomy, University of Louisville, Louisville, KY, USA
- ^l Also at Department of Physics, Ben Gurion University of the Negev, Beer Sheva, Israel
- ^m Also at Department of Physics, California State University, East Bay, USA
- ⁿ Also at Department of Physics, California State University, Sacramento, USA
- ^o Also at Department of Physics, King's College London, London, UK
- ^p Also at Department of Physics, University of Fribourg, Fribourg, Switzerland
- ^q Also at Department of Physics, University of Thessaly, Thessaly, Greece
- ^r Also at Department of Physics, Westmont College, Santa Barbara, USA
- ^s Also at Hellenic Open University, Patras, Greece
- ^t Also at Institutio Catalana de Recerca i Estudis Avancats, ICREA, Barcelona, Spain
- ^u Also at Institut für Experimentalphysik, Universität Hamburg, Hamburg, Germany
- ^v Also at Institute of Particle Physics (IPP), Toronto, Canada
- ^w Also at Institute of Physics, Azerbaijan Academy of Sciences, Baku, Azerbaijan
- ^x Also at Institute of Theoretical Physics, Ilia State University, Tbilisi, Georgia
- ^y Also at Lawrence Livermore National Laboratory, Livermore, USA
- ^z Also at Physics Department, An-Najah National University, Nablus, Palestine
- ^{aa} Also at The City College of New York, New York, NY, USA
- ^{ab} Also at The Collaborative Innovation Center of Quantum Matter (CICQM), Beijing, China
- ^{ac} Also at TRIUMF, Vancouver, BC, Canada
- ^{ad} Also at Università di Napoli Parthenope, Naples, Italy
- ^{ae} Also at University of Chinese Academy of Sciences (UCAS), Beijing, China
- ^{af} Also at Department of Physics, University of Colorado Boulder, Colorado, USA
- ^{ag} Also at Yeditepe University, Physics Department, Istanbul, Türkiye
- [†] Deceased