

University of Memphis

## University of Memphis Digital Commons

---

Higher Education County Profiles

Higher Education Commission

---

1-1-2023

### 2023 Higher Education County Profile, Knox County

Tennessee. Higher Education Commission.

Follow this and additional works at: <https://digitalcommons.memphis.edu/govpubs-tn-higher-education-commission-higher-education-county-profiles>

---

#### Recommended Citation

Tennessee. Higher Education Commission., "2023 Higher Education County Profile, Knox County" (2023). *Higher Education County Profiles*. 7.

<https://digitalcommons.memphis.edu/govpubs-tn-higher-education-commission-higher-education-county-profiles/7>

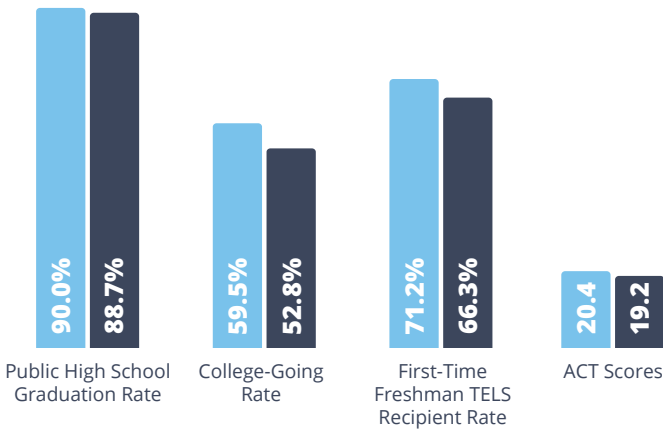
This Annual Report is brought to you for free and open access by the Higher Education Commission at University of Memphis Digital Commons. It has been accepted for inclusion in Higher Education County Profiles by an authorized administrator of University of Memphis Digital Commons. For more information, please contact [khggerty@memphis.edu](mailto:khggerty@memphis.edu).

# 2023 Higher Education County Profile

## Knox County

### Community Education Snapshot

 County  Tennessee



Note: 2021 Public High School Graduation Rate and 2021 Average ACT Scores provided by [IDOE](#). 2021 College-Going Rate and TELS Recipient Rate for Fall 2021 provided by [THEC](#).

Education Attainment Rate (age 25-64)	County	TN
Adults with HS+	93.0%	89.9%
Adults with Some College, No Degree	19.6%	21.0%
Adults with Associate or higher	50.4%	38.0%
Adults with Bachelor's or higher	40.8%	29.8%

Socioeconomic Profile	County	TN
Share of Population in Poverty	13.2%	14.6%
Unemployment Rate	4.2%	5.3%
Population Ages 25-64	239,072	3,542,283
Rate of Population Growth (2020-2022)	1.9%	1.7%
Population Projections (2022-2032)	8.5%	7.2%
Median Household Income	\$59,250	\$54,833

**73.7%**

filed the FAFSA in 2021-22 as compared to **77.9%** overall in Tennessee.

Note: Overall filing rate for the 2021-22 FAFSA.

**59.5%**

of the class of 2021 in the county enrolled in college immediately following high school, compared to **64.9%** of the class of 2016.

**199**

additional students must enroll in college to increase the college-going rate by **5 percentage points**.

**2**

designated VETS Campuses serve the county: Pellissippi State Community College; University of Tennessee, Knoxville

**153.5**

financial aid outreach hours spent in 2021-22 with **1,966** attendees. An additional 25 hours were invested statewide serving an additional 1,733 Tennesseans.

### Top Colleges Selected by 2021 High School Graduates

1. Pellissippi State Community College - 855
2. UT Knoxville - 597
3. East Tennessee State University - 90
4. Roane State Community College - 85
5. Middle Tennessee State University - 56



### Top 5 In-Demand Occupations by Highest Median Earnings and Local Workforce Development Area (LWDA)

1. Nurse Anesthetists
2. Physicists
3. Sales Managers
4. Purchasing Managers
5. Editors

Note: 2022 Top Occupations are identified annually in the [THEC Supply and Demand Report](#), using data provided by TN Department of Labor and Workforce Development and TN Department of Economic and Community Development. This list represents top five occupations ordered by median mid-career wage. Additional in-demand occupations in the LWDA can be found on [THEC's website](#). For more information on these careers, see [O\\*NET Code Connector](#).

Tennessee Student Assistance Corporation (TSAC) Outreach Specialist

**Rita Turchetta**  
rita.turchetta@tn.gov

Tennessee Reconnect Navigator

**Whitney McLaughlin**  
whitney.mclaughlin@tn.gov

## Tennessee Student Assistance Award



**27,298**  
FAFSAs Filed



**4,459**  
Awards



**\$7,195,396**  
Awarded

The TSAA is a state-funded grant program. This scholarship provides non-repayable need-based financial assistance to undergraduate students who are residents of Tennessee. TSAA Awardees must be enrolled or accepted for enrollment, at least part-time, at a public or an eligible non-public postsecondary institution in Tennessee and have an Expected Family Contribution below the eligibility threshold.

Total awarded during 2021-22 academic year.

## Tennessee Education Lottery Scholarship Recipients

Scholarship	Recipients
HOPE Scholarship	4,075
HOPE with GAMS	1,078
HOPE with Aspire	1,058
Access Award	18
Dual Enrollment Grant	1,839
HOPE Foster Care Grant	12
Non-Traditional Student Scholarship	29
Wilder-Naifeh Technical Skills Grant	497
<b>Total Amount Awarded</b>	<b>\$32,383,235</b>



**4,294**

public high school seniors applied for Tennessee Promise in the 2020-21 school year. **28.7%** of those applicants enrolled as part of the Tennessee Promise program in the 2021-22 school year.



**1,473**

grant applications for Tennessee Reconnect were received for the 2021-22 school year. A total of **428** Reconnectors were served by Tennessee Reconnect Communities.



**45**

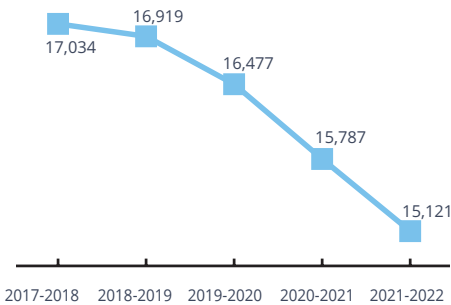
schools participated in Path to College, which provides resources and information to students, building a college-going culture in their schools.



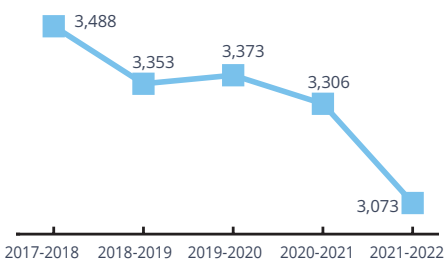
**1,186**

high school seniors in the 2020-21 school year received a Dual Enrollment Grant at a public college or university. **69.6%** of those students enrolled in public postsecondary in the 2021-22 school year.

## Undergraduate Enrollment



## Undergraduate Degree Completion



These graphs represent TCATs, public community colleges, and universities.

## Grant Programs in Knox County

**Advise Tennessee - Austin East Magnet High School and Fulton High School - 761 Students Served** Advise TN is a college advising and capacity-building program that aims to increase the number of Tennesseans accessing higher education by partnering with high schools and providing college advising services to juniors and seniors across Tennessee.

**Diversity in Teaching - University of Tennessee, Knoxville - \$84,800** Diversity in Teaching grants are competitive, two-year grants to support educator preparation programs in using diversity as a teaching tool for future teachers in Tennessee.

**Doctoral Scholars - University of Tennessee, Knoxville - \$61,875** In partnership with participating institutions, the Doctoral Scholars grant provides tuition assistance, academic support funds, and professional mentoring for minority students pursuing doctoral research degrees, in order to increase the number of minority faculty members at Tennessee colleges and universities.

**GIVE 2.0 Community Grants - Pellissippi State Community College - Information Technology College to Career Collaborative (ITC3) - \$994,164; Advanced Manufacturing College to Career Collaborative (AMC3) - \$786,284**

**GIVE 2.0 Community Grants - TCAT Knoxville - TCAT Knoxville's Industrial Development Lab for Anderson County - \$998,737; TCAT Knoxville's Union County Distress Relief Plan - \$999,858** The Governor's Investment in Vocational Education (GIVE) is designed to foster long-term regional partnerships between Tennessee Colleges of Applied Technology (TCATs), community colleges, industry, economic development/workforce agencies, and K-12 to identify and address "skills gaps" in local workforce pools. Through a competitive grant process, grants of up to \$1 million were made available to local collaboratives for periods of up to thirty (30) months to facilitate the development and implementation of employer-driven career pathways that include both K-12 local education agencies (LEAs) and higher education institutions.

**SPARC Grants - \$95,158** Supporting Postsecondary Access in Rural Communities (SPARC) grants provide funds for K-12 Career and Technical Education Departments to align program offerings to industry needs and postsecondary education, increase early postsecondary opportunities, and increase work-based learning opportunities.

**Veterans Reconnect Grant - University of Tennessee, Knoxville - \$200,000 - 1,567 Students Served** The FY 2023-25 competitive Veteran Reconnect Grant allowed institutions to propose research measures supporting Student Veterans and military families in higher education. Research can include analyzing peer mentor programs or tutoring services, veterans resource centers, and the transition out of the military life onto campus.

Date Completed 1/1/2023. Due to the unique nature of the 2021-2022 academic year, several data points may not be comparable with past profiles.