

# 2016

**TRACKING REPORT**

LGBTQ Grantmaking  
by U.S. Foundations



348

Foundations and Corporations Invested in LGBTQ Issues

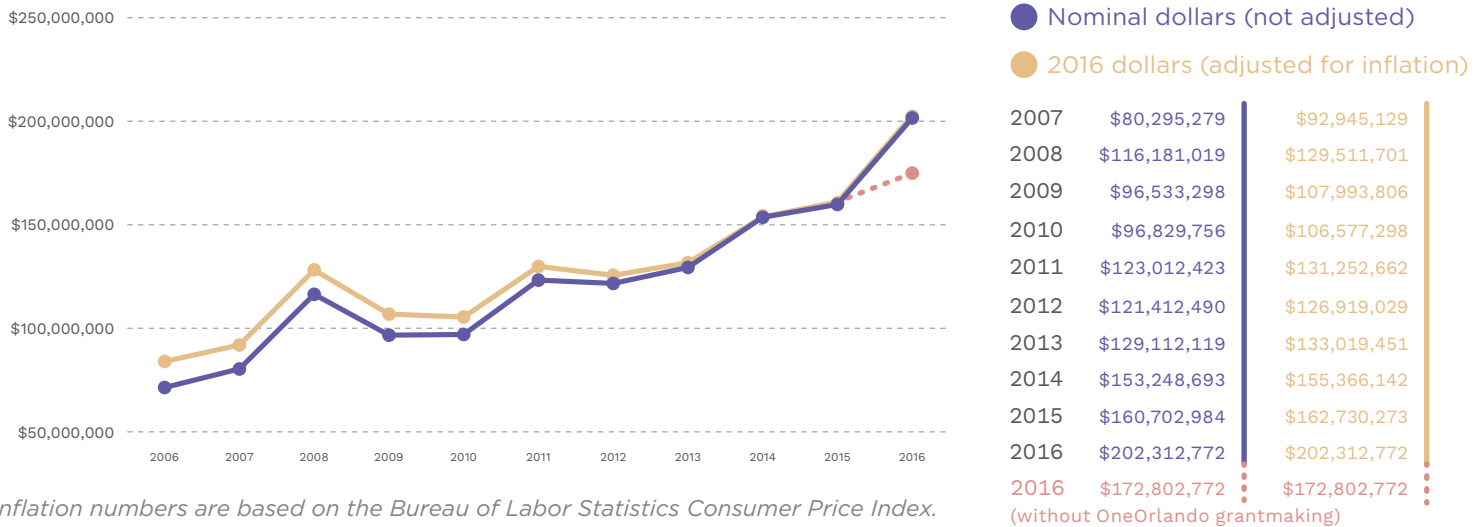
6,032  
Grants

\$202,312,772  
Total Investment in LGBTQ Issues

2,028  
Grantees

## Total Annual LGBTQ Grant Dollars, 2007-2016\*

Foundation funding for LGBTQ issues reached a record high of \$202.3 million in 2016, at a significantly increased rate of growth of 25 percent. This increase was buoyed by \$29.5 million in direct financial assistance provided by the OneOrlando Fund for the approximately 300 hundred survivors and family members of victims of the Pulse Nightclub Massacre. Without that funding, funding for LGBTQ issues totaled \$172.8 million in 2016, experiencing a more modest 7.5 percent increase.



\*Inflation numbers are based on the Bureau of Labor Statistics Consumer Price Index.




If you include OneOrlando Fund grantmaking, for every \$100 dollars awarded by U.S. foundations, 34 cents specifically supported LGBTQ issues. However, if you exclude OneOrlando Fund grantmaking, for every \$100 dollars awarded by U.S. foundations, only 29 cents specifically supported LGBTQ issues.

## Top 10 Funders of LGBTQ Issues, by Total Dollar Amount\*\*

In 2016, the top 10 funders of LGBTQ issues provided \$134.5 million in grants—an increase of \$42 million—accounting for 57 percent of the year’s total. The increase by the top 10 was largely due to the \$29.5 million from the OneOrlando Fund and the \$9.8 million from Equality Florida, both of which raised funds that year for direct assistance for the survivors and family members of victims of the Pulse Nightclub Massacre.

Organization	Total Dollar Amount
Strengthen Orlando - OneOrlando Fund	\$29.5M
Arcus Foundation	\$17.6M
Ford Foundation	\$11.8M
Gill Foundation	\$9.8M
Equality Florida Institute	\$9.4M
Open Society Foundations	\$8.8M
Gilead Sciences	\$7.5M
Evelyn and Walter Haas, Jr. Fund	\$7M
Elton John AIDS Foundation	\$6M
M.A.C. AIDS Fund	\$5.8M



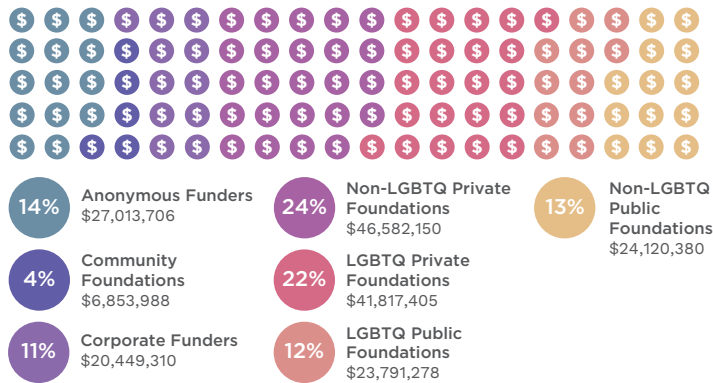
\*Anonymous funders awarded \$27,013,706 in 2016. If the anonymous funders appeared as one funder in the list above, they would rank as the number two funder.

\*\*In contrast to other charts in this report, this list of top funders includes dollars awarded for re-granting, so as to capture the full amount of funding flowing from (or through) each funder.

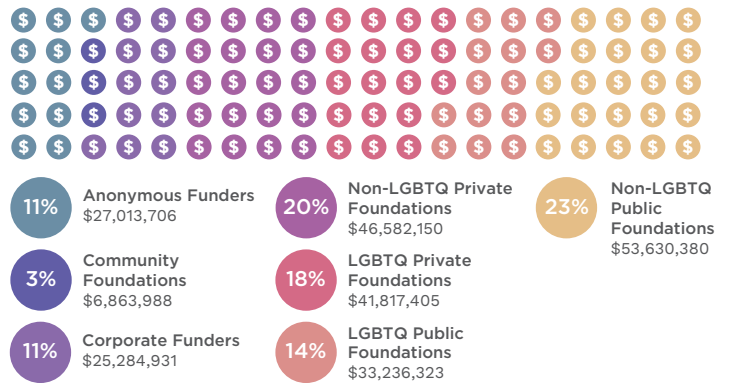
## Sources of LGBTQ Grant Dollars, by Funder Type

In 2016, nearly all funder categories increased their support of LGBTQ issues. In particular, funding from public foundations (both LGBTQ-focused and non-LGBTQ-focused) and corporations all saw sharp increases ranging from 40 percent to more than 100 percent — driven largely by giving from a variety of funders channeled through the OneOrlando Fund.

### Excluding OneOrlando Fund



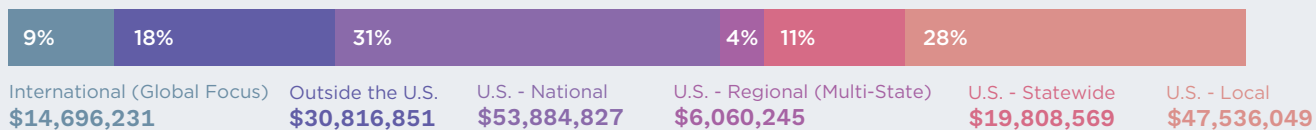
### Including OneOrlando Fund



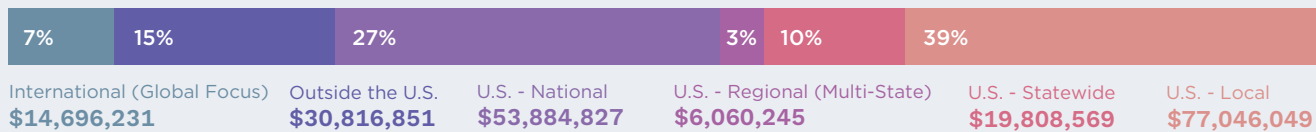
## Distribution of LGBTQ Grant Dollars, by Geographic Focus

Even with a significant increase in giving globally, approximately three-quarters of LGBTQ funding from U.S.-based foundations and corporations supported LGBTQ communities in the United States.

### Excluding OneOrlando Fund

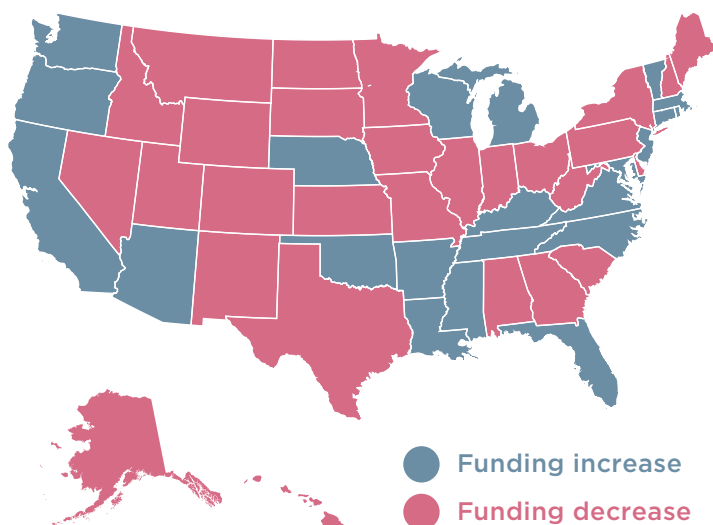


### Including OneOrlando Fund



## Increases and Decreases in Local, State, and Regional LGBTQ Funding, by State

In 2016, local and statewide LGBTQ funding **decreased** in 28 states and the District of Columbia.

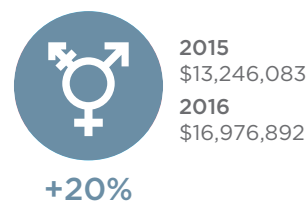


## Notable Changes in 2016

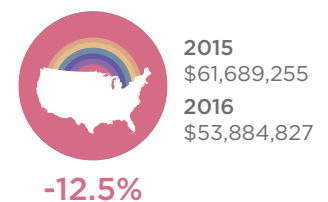
In 2016, funding for trans communities in the United States reached a record high of \$16.8 million — a 22 percent increase from 2015.

However, funding for LGBTQ issues on the national level decreased by \$7.8 million — a 12.5 percent decrease from 2015.

### Funding for Trans Communities



### National LGBTQ Funding



# INTRODUCTION

While each year's tracking report tells a different story, this one is particularly unique. For LGBTQ philanthropy, the year 2016 was one of change, hardship, and inspiration.

It was the first year after the freedom to marry became the law of the land in the United States and saw a sharp rise of anti-LGBTQ bills across the country. 2016 also saw the most violent attack on the LGBTQ community in our history—the massacre at the Pulse Nightclub in Orlando, Florida. This massacre was followed by an outpouring of support from corporations, foundations, and individuals, which ultimately raised more than \$30 million to support the victims, their families, and the healing and empowerment of all the communities affected. This inspiring giving—much of it channeled through the OneOrlando Fund for direct support of victims and families—was, to our knowledge, the largest single fundraising campaign and philanthropic effort in the history of LGBTQ philanthropy.

This report provides a detailed summary of the scope and character of foundation funding for LGBTQ issues in calendar year 2016. This 15<sup>th</sup> annual edition of the tracking report captures data on 6,032 grants awarded by 348 foundations, making it the most comprehensive assessment of LGBTQ funding available.

Largely buoyed by the massive outpouring of support in the wake of the Pulse tragedy, LGBTQ funding soared to a record high of \$202.3 million in 2016—a growth of more than \$41 million or more than 25 percent from 2015, the largest raw year-over-year increase in the history of LGBTQ funding. When the somewhat exceptional case of giving through the OneOrlando Fund is excluded, LGBTQ funding for the year totaled \$172.8 million—a more modest 6 percent increase over 2015, which is also more consistent with recent year-to-year growth in LGBTQ funding.

In several sections of this year's report, we provide two sets of figures: one that includes funding from the OneOrlando Fund and one that does not. In gathering and analyzing data for this year's report, we recognized that it was crucial to capture and understand the scope of giving in response to the Pulse tragedy, a crucial moment in the history of the LGBTQ movement and LGBTQ philanthropy. At the same time, like much disaster giving, the vast majority of giving related to the Pulse massacre was tightly limited in both scope and time. In particular, all of the OneOrlando's \$29.5 million in 2016 grantmaking was used to provide much-needed direct financial assistance to survivors and family members of those taken from us by the massacre. Much of this funding also came from individuals inspired to give by the tragedy--giving that is unlikely to repeat in the same way or at the same level in future years. Total funding from OneOrlando in 2016 was also so large (15 percent of all LGBTQ giving for the year) that it easily skews any overall data analysis in a number of categories, such as giving for LGBTQ Latinx communities or addressing violence in LGBTQ communities. Given that, we felt that regularly providing data both with and without OneOrlando Fund was the most accurate and complete way to tell the story of LGBTQ philanthropy in 2016.

The historic rise in LGBTQ funding in 2016 is an inspiring one, and my heart stirs even now as I reflect on the foundation funders and individual donors from around the world who came together to support our community in a moment of tremendous loss and need. In the past year, as we have continued to work with funders and community partners in Orlando, even as dollars have already begun to taper off, it is clear that there is still

much to be done to complete the journey of healing and empowerment for our communities in Orlando and around the world. The inspiring story of how the world came together in a moment of great need for LGBTQ communities is also a reminder of the vast needs and challenges that still face our communities daily, albeit quietly and with less media attention.

As a caveat, remember that this report only includes funding from foundations and corporations—not from individual donors or government agencies—and as such only captures a portion of all giving to LGBTQ issues. Note that the global section of this year's report once again only provides a brief summary, since we will provide more detailed information on funding for LGBTQ issues internationally and outside the U.S. in the *Global Resources Report*, our biennial report series produced in collaboration with the Global Philanthropy Project. The next edition of that report will cover calendar years 2015-2016 and, as I write this, is in the final phases of production.

It is my hope that this report continues to prove useful to funders, nonprofit leaders, and other stakeholders in identifying trends, gaps, and opportunities for LGBTQ grantmaking. As with all of our research, our goal is to provide accurate and user-friendly data on LGBTQ funding, so as to advance our mission of increasing the scale and impact of LGBTQ philanthropy.

Sincerely,



Ben Francisco Maulbeck  
*President, Funders for LGBTQ Issues*



# CONTENTS

<b>OVERVIEW</b>	<b>5</b>
Top Grantmakers	9
Top Grant Recipients	10
Sources of LGBTQ Funding	11
Geographic Focus	12
Type of Support	13
Population Focus	14
Strategies Funded	15
Issues Addressed	16
<b>THE PHILANTHROPIC RESPONSE TO THE PULSE TRAGEDY</b>	<b>6</b>
<b>DOMESTIC FUNDING OF LGBTQ ISSUES</b>	<b>17</b>
Local, State, and Regional Funding of LGBTQ Issues	19
Funding Per LGBT Adult	23
Issues Addressed in Domestic Funding	26
Domestic Population Focus	27
<b>DOMESTIC FUNDING BY TYPE OF ORGANIZATION</b>	<b>31</b>
LGBTQ Organizations vs. Non-LGBTQ Organizations	31
Breakdown of Domestic Funding for LGBTQ Organizations	32
Breakdown of Domestic Funding for Non-LGBTQ Organizations	34
<b>GLOBAL FUNDING FOR LGBTQ ISSUES</b>	<b>36</b>
Global LGBTQ Funding By Region and Issues Addressed	37
Global Funding by Location of Grantee	39
<b>COMMUNITY FOUNDATION GRANTMAKING FOR LGBTQ ISSUES</b>	<b>41</b>
<b>CORPORATE GRANTMAKING FOR LGBTQ ISSUES</b>	<b>42</b>
<b>PRIVATE FOUNDATION GRANTMAKING FOR LGBTQ ISSUES</b>	<b>43</b>
<b>PUBLIC FUNDER GRANTMAKING FOR LGBTQ ISSUES</b>	<b>44</b>
Appendix: 2016 List of LGBTQ Grantmakers in the U.S.	45
Methodology & Acknowledgments	55



# OVERVIEW

In 2016, United States-based foundations and corporations awarded 6,032 grants totaling \$202.3 million to support organizations and programs addressing lesbian, gay, bisexual, transgender, and queer issues. Both the total dollar amount and the total number of grants are new historic highs for LGBTQ grantmaking. Compared to 2015, LGBTQ funding grew by \$41.6 million, or an increase of nearly 25 percent—the sharpest rise in LGBTQ funding in the past decade.

Much of the \$41.6 million increase is related to funds raised and disbursed in response to the Pulse massacre. Specifically, the OneOrlando Fund raised and distributed nearly \$30 million in 2016 to provide direct financial support for approximately 300 survivors and family members of victims of the shooting. The philanthropic response to the shooting accounts for approximately three-quarters of the year’s increase. Much of this funding was time-limited and came from individual donors inspired to give by the tragedy, and is therefore unlikely to be sustained in future years. However, the response to Pulse also engaged a number of corporations and foundations in giving to LGBTQ communities for the first time, some of whom may remain involved in LGBTQ philanthropy in future years.

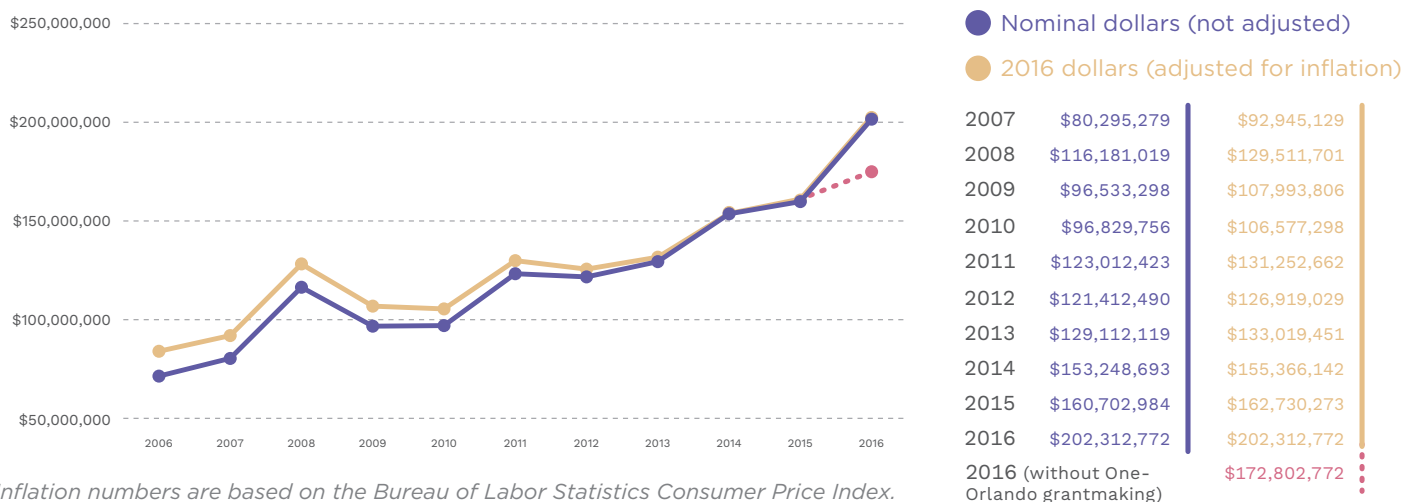
A more detailed review and analysis of grantmaking related to the Pulse shooting is provided in the special spotlight section on page 6.

Without the new funding related to the Orlando relief effort, LGBTQ grantmaking grew by about \$12.1 million, or 7.5 percent—a more modest increase that is similar to the growth of the prior year. This increase was largely due to a number of long-standing, leading LGBTQ funders increasing their total annual LGBTQ grantmaking. Specifically, the Arcus Foundation, Astraea Lesbian Foundation for Justice, the Evelyn and Walter Haas, Jr. Fund, and anonymous funders each increased their LGBTQ funding by \$1 million to \$5 million. Several funders that had previously decreased their LGBTQ funding saw a resurged increase in their total LGBTQ funding in 2016: the Ford Foundation, Gilead, and Open Society Foundations each increased their LGBTQ funding by amounts ranging from \$1.5 million to \$5.4 million.

These increases were offset by a handful of notable declines. In particular, amfAR decreased its LGBTQ funding by more than \$1.6 million, a result of the closure of its grantmaking portfolio focused on gay men and transgender people.

## Total Annual LGBTQ Grant Dollars, 2006–2016

Foundation funding for LGBTQ issues reached a record high of \$202.3 million in 2016, at a significantly increased rate of growth of 25 percent.



\*Inflation numbers are based on the Bureau of Labor Statistics Consumer Price Index.



# THE PHILANTHROPIC RESPONSE TO THE PULSE TRAGEDY

On June 12, 2016, a gunman attacked Pulse Nightclub, a gay club in Orlando, Florida, taking 49 lives, wounding 68 others, and forever changing the lives of countless more. It was Latin night, and the majority of victims and survivors were LGBTQ and Latinx.

In the days and months that followed, a variety of institutions mobilized in response to the tragedy. Governments, individuals, foundations, and corporations all raised funds and moved resources to address several immediate and long-term needs: direct assistance for survivors and victims' families; mental health services and other social services; and the long-term healing and empowerment of the LGBTQ and Latinx communities most affected by the tragedy. By the end of the year, more than \$30 million had been raised in response to the tragedy—the largest fundraising campaign in history for a cause related to LGBTQ communities. The scale of resources mobilized was so large that it helped fuel a record-breaking 25 percent increase in the year's total overall LGBTQ grantmaking. This special section is intended to provide a brief overview of the resources raised, the philanthropic vehicles used, the funders that contributed, and the ongoing challenges and gaps that the tragedy brought to light.

## Direct Support for Survivors and Victims' Families

Within hours of the news of the Pulse shooting, people around the world were moved to generously give in response. Over the course of the following weeks and months, several vehicles were established to channel financial assistance directly to the survivors and the families of the victims, with various nonprofits, agencies, and funders playing key roles in facilitating the flow of resources.

- Several fundraising campaigns were launched on GoFundMe and other online crowdsourcing platforms. Most notable, **Equality Florida Education Fund**, the LGBTQ advocacy organization for the state of Florida, established a GoFundMe campaign that ultimately raised more than \$11 million. Pulse of Orlando, the GLBT Center of Central Florida, and other organizations and individuals established similar campaigns.
- The **City of Orlando** established the **OneOrlando Fund**, which was housed at the 501(c)(3) organization known as Strengthen Orlando and became the primary vehicle for raising funds for direct support of the survivors and the victims' families. Nearly all dollars raised in the immediate aftermath of the Pulse massacre were devoted to direct assistance, made possible by generous donations from thousands of donors from around the world. In an effort to streamline the distribution process, the funds raised by Equality Florida and other GoFundMe campaigns were ultimately coordinated through the OneOrlando Fund and administered by the National Center for Victims of Crime's National Compassion Fund (more details below). The Fund distributed more than \$29 million by the end of 2016, followed by additional smaller disbursements in 2017, all of it devoted to supporting nearly 300 individuals who were physically present at the nightclub at the time of the shooting or who lost a loved one to the massacre.
- A number of corporations, including several based in Central Florida, made large contributions to the OneOrlando Fund. Notably among them, Comcast NBCUniversal, Darden Restaurants, the Walt Disney Company, Orlando City Soccer Club Foundation, and Publix Super Markets Charities each gave \$500,000 or more to the Fund.
- The **National Center for Victims of Crime (NCVC)** a national nonprofit organization with experience managing funds in response to September 11 and other tragic attacks, was contracted to manage the distribution of the funds raised through OneOrlando and other vehicles. Several leading national

LGBTQ funders provided funding to cover NCVC's administrative costs, allowing all other funds raised to be fully devoted to direct financial assistance for survivors and victims' families.

- **Orlando Health and Florida Hospital**, located a few hundred meters from the Pulse Nightclub, was the hospital that provided emergency medical care for all those injured in the shooting. The hospital waived all medical bills for those wounded that night—including a number of extensive follow-up surgeries—a value of more than \$5.5 million in healthcare.

## Mental Health and Other Social Services

The Pulse shooting created trauma that took an emotional and physical toll on thousands in the metro-Orlando and surrounding communities. This led to a regional mental health crisis and the urgent need for a variety of culturally and linguistically competent mental health services and other social services—both for the survivors and for the wider community affected by the tragedy. Several funders and agencies worked in tandem to address these needs:

- The **Heart of Florida United Way**, in partnership with the City of Orlando and Orange County Government, created the **Orlando United Assistance Center**, which became the primary hub for coordinating services and providing case management to help people access a range of services and resources.
- The **Central Florida Foundation** established the **Better Together Fund**, which leveraged resources from a number of individual donors, corporations, and foundations. The Fund has played a key role in addressing gaps in social services related to Pulse. For example, the Foundation convened and funded mental health providers, with a focus on improving the area's linguistic and cultural competence. The Fund also provided early gap funding through the United Way, providing direct financial relief for survivors and families in the interim period before OneOrlando Fund funding was disbursed.
- Several local nonprofit organizations and grassroots efforts addressed key needs, including the **GLBT Center of Central Florida**, **Proyecto Somos Orlando**, **QLatinx**, and **Two-Spirit Health Services**.
- Government dollars and resources were also brought to bear, with the **Department of Justice** providing \$8.4 million and **Substance Abuse and Mental Health Services Administration (SAMHSA)** providing \$500,000 in federal grants to support social services to Pulse-affected communities. The Department of

Justice grant is being coordinated the Florida Attorney General's office, and the SAMHSA grant is being coordinated by the **Florida Department of Children and Families** and **Central Florida Cares, Inc.**, with the **Orlando United Assistance Center** serving as lead service provider for both. **The City of Orlando** fronted the initial funding for delivery of crucial social services while the federal grants were in process. **Orange County** also contributed in several ways, including the donation of the space for the Orlando United Assistance Center.

### Community Healing, Education, and Empowerment

Beyond immediate social service needs, the Pulse tragedy also created a need for longer-term community healing. Moreover, the tragedy brought to light the long-standing inequities faced by the region's LGBTQ and Latinx communities and other communities of color. Several local and national funders contributed to efforts to address these challenges through community healing, education, and empowerment:

- In the weeks following the tragedy, **Funders for LGBTQ Issues** led a philanthropic assessment to elucidate the unique needs and assets of the region's LGBTQ and Latinx communities in the wake of the tragedy. The assessment found that there were a number of strong LGBTQ and Latinx community leaders and burgeoning grassroots efforts, but a lack of formalized nonprofit infrastructure, as well as gaps in culturally competent services and spaces for community-building and empowerment.
- The **Arcus Foundation** and several other national funders contributed dollars for the establishment of the **Contigo Fund**, which focused on the unique needs of the region's LGBTQ and Latinx communities in the aftermath of the shooting. Housed at **Our Fund Foundation**, the Fund built on the Funders for LGBTQ Issues assessment and developed a grantmaking model driven by a panel of leaders representing the communities most affected by the shooting. The Fund's community-driven and rapid response grantmaking quickly helped seed and grow new organizations such as **QLatinx**, which works to empower young LGBTQ Latinx communities. Contigo also provided support for various projects working to strengthen movements led by and for LGBTQ Black and immigrant communities, Muslims, those affected by HIV/AIDS, transgender women of color, and other vulnerable populations, so as to build on the transformative work taking root across Central Florida.

- The **Better Together Fund**, in addition to its support for social services, has provided grants to help foster increased awareness and understanding across differences, particularly in faith communities. In partnership with Contigo, the Fund also supported the OneOrlando Alliance, a new coalition of LGBTQ organizations providing a collective voice for Central Florida's LGBTQ communities.
- The **One Pulse Foundation**, founded by Pulse owner Barbara Poma, is leading several projects, including the establishment of a permanent memorial at the site of the Pulse Nightclub.

The array of resources deployed in immediate response to the Pulse massacre was staggering, and there was and continues to be an exceptional degree of coordination and collaboration across institutions and sectors. Orlando has demonstrated a number of promising practices for philanthropic responses to violent attacks, such as designating liaisons for communication across key funding institutions and including leaders from most affected communities in decision-making bodies for grants allocation.

Unfortunately, these promising practices are likely to be needed again in the months and years to come. As shootings and natural disasters continue to plague the nation, LGBTQ communities and other vulnerable communities are likely to be explicitly targeted and uniquely affected. The conditions in Central Florida – an under-resourced infrastructure for LGBTQ communities, especially LGBTQ communities of color – are similar to the conditions in many regions across the country. The inspiring philanthropic response to Pulse offers a model both for how to respond to a crisis, and for how funders can help other communities prevent, address, and prepare for the violence and challenges that LGBTQ communities continue to face every day. As public attention moves on from the epicenter of the site of these tragedies and disasters, philanthropy can play a unique and crucial role in sustaining and building systems for healing, transformation, and empowerment.

*NOTE: This tracking report focuses only on funding by institutional funders, not individual donors. Much of the giving in response to the Pulse shooting came from individuals, but flowed through institutional vehicles, particularly the Better Together Fund and the OneOrlando Fund, and as a result are tracked in this report. Some foundations and corporations also gave through vehicles such as Better Together, Contigo Fund, and OneOrlando. These grants are also captured in this report, but since these funds were ultimately re-granted, the grant amounts are deducted from totals so as to avoid double-counting, as is done with all re-granting throughout the report.*

# TOP GRANTMAKERS

In 2016, the top ten funders of LGBTQ issues awarded nearly \$134.5 million, up by \$42 million from 2015 largely due to the \$29.5 million in funding from Strengthen Orlando - OneOrlando Fund and the \$9.4 million in funding from Equality Florida Institute. Giving by the top ten funders accounted for 57 percent of all LGBTQ funding in 2016.

The top twenty funders awarded \$146.6 million, accounting for 74 percent of the year's total. Nine of the top twenty were LGBTQ-specific funders, up from eight in 2015. In 2016, the top twenty list was comprised of nine public foundations, eight private foundations, and three corporate funders.

## TOP 20 FUNDERS OF LGBTQ ISSUES, BY TOTAL DOLLAR AMOUNT<sup>1,2</sup>

<b>1 Strengthen Orlando - OneOrlando Fund</b> \$29,510,000 Orlando, FL	<b>11 Pride Foundation</b> \$5,553,409 Seattle, WA
<b>2 Arcus Foundation</b> \$17,555,936 New York, NY	<b>12 Tides Foundation</b> \$5,191,452 San Francisco, CA
<b>3 Ford Foundation</b> \$11,815,800 New York, NY	<b>13 Astraea Lesbian Foundation for Justice</b> \$4,288,527 New York, NY
<b>4 Gill Foundation</b> \$9,827,940 Denver, CO	<b>14 American Jewish World Service</b> \$3,809,890 New York, NY
<b>5 Equality Florida Institute</b> \$9,445,045 St. Petersburg, FL	<b>15 H. van Ameringen Foundation</b> \$3,788,000 New York, NY
<b>6 Open Society Foundations</b> \$8,818,097 New York, NY	<b>16 Foundation for a Just Society</b> \$2,405,000 New York, NY
<b>7 Gilead Sciences</b> \$7,541,165 Foster City, CA	<b>17 Wells Fargo</b> \$2,286,250 San Francisco, CA
<b>8 Evelyn and Walter Haas, Jr. Fund</b> \$6,989,750 San Francisco, CA	<b>18 The California Endowment</b> \$2,190,138 Los Angeles, CA
<b>9 Elton John AIDS Foundation</b> \$5,958,445 New York, NY	<b>19 David Bohnett Foundation</b> \$2,093,671 Beverly Hills, CA
<b>10 M.A.C. AIDS Fund</b> \$5,776,857 New York, NY	<b>20 Global Fund for Women</b> \$1,913,530 New York, NY

## TOP 10 FUNDERS OF LGBTQ ISSUES, BY NUMBER OF GRANTS

<b>1 Astraea Lesbian Foundation for Justice</b> New York, NY	322
<b>2 Horizons Foundation</b> San Francisco, CA	305
<b>2 Strengthen Orlando - OneOrlando Fund</b> Orlando, FL	305
<b>4 Pride Foundation</b> Seattle, WA	279
<b>5 Our Fund Foundation</b> Fort Lauderdale, FL	217
<b>6 Tides Foundation</b> San Francisco, CA	200
<b>7 Arcus Foundation</b> New York, NY	191
<b>8 M.A.C. AIDS Fund</b> New York, NY	130
<b>8 Stonewall Community Foundation</b> New York, NY	130
<b>10 Freedom House</b> Washington, DC	112

## WORTH NOTING...

Absent the giving from Strengthen Orlando and Equality Florida Institute, the top ten would have collectively awarded \$85 million, up \$13.8 million from 2015 and accounting for 43 percent of all LGBTQ funding in 2016. Absent giving from Strengthen Orlando and Equality Florida Institute, the top twenty would include Horizons Foundation and New York Women's Foundation.

<sup>1</sup>In contrast to other sections of this report, this list of top funders includes dollars awarded for re-granting, so as to capture the full amount of funding flowing from (or through) each funder.

<sup>2</sup>In 2016, anonymous funders awarded a total of \$27,013,706. If the anonymous funders appeared in the top twenty list as a single funder, they would rank as the number two funder of LGBTQ issues. Collectively, they accounted for 13.5 percent of all LGBTQ grantmaking in 2016. This marks the first time anonymous funders surpassed \$25 million in LGBTQ grantmaking.

# TOP GRANT RECIPIENTS

In 2016, the top 20 recipients of LGBTQ funding received a total of \$40.2 million, accounting for 20 percent of all LGBTQ dollars granted in 2016.

Eighteen of the top 20 grantees are nonprofit organizations focused specifically on LGBTQ issues.<sup>3</sup> Seventeen of the 20 grant receipts are headquartered in the United States, with seven in California, five in New York City, and three in Washington, DC. For the first time, three top grantees are based outside the United States—CREA in India, ILGA-Europe in Belgium, and UHAI in Kenya.

## TOP 20 GRANTEEES OF FOUNDATION FUNDING FOR LGBTQ ISSUES (EXCLUDES GRANT DOLLARS INTENDED FOR RE-GRANTING)<sup>4</sup>

<b>1 National LGBTQ Task Force</b> \$6,243,261 Washington, DC	<b>11 Gay and Lesbian Advocates and Defenders (GLAD)</b> \$1,682,300 Boston, MA
<b>2 Los Angeles LGBT Center</b> \$3,270,791 Los Angeles, CA	<b>12 Horizons Foundation</b> \$1,539,712 San Francisco, CA
<b>3 National Center for Lesbian Rights (NCLR)</b> \$2,602,500 San Francisco, CA	<b>13 ILGA - Europe</b> \$1,534,859 Brussels, Belgium
<b>4 Transgender Law Center</b> \$2,330,625 Oakland, CA	<b>14 Equality Federation Institute</b> \$1,389,400 Portland, OR
<b>5 Lambda Legal Defense and Education Fund</b> \$2,124,660 New York, NY	<b>15 Freedom for All Americans</b> \$1,361,000 Washington, DC
<b>6 OutRight Action International</b> \$2,113,092 New York, NY	<b>16 Astraea Lesbian Foundation for Justice</b> \$1,352,100 New York, NY
<b>7 San Francisco AIDS Foundation</b> \$2,060,558 San Francisco, CA	<b>17 New York LGBT Center</b> \$1,256,733 New York, NY
<b>8 The East Africa Sexual Health and Rights Initiative (UHAI)</b> \$1,940,827 Nairobi, Kenya	<b>18 Creating Resources for Empowerment and Action (CREA)</b> \$1,216,132 New Delhi, India
<b>9 Genders &amp; Sexualities Alliance Network</b> \$1,932,800 Oakland, CA	<b>19 Movement Advancement Project (MAP)</b> \$1,215,000 Denver, CO
<b>10 SAGE</b> \$1,868,263 New York, NY	<b>20 Center for the Study of Social Policy</b> \$1,200,000 Washington, DC

<sup>3</sup>The two grantees not specifically focused on LGBTQ issues were the Center for the Study of Social Policy and CREA. The Center for the Study of Social Policy, a research institute that promotes ideas and public policies aimed at improving the wellbeing of marginalized children and families, was funded for work that supports LGBTQ youth in the child welfare system. CREA, a feminist human rights organization based in New Delhi, India, was funded for cross-movement building work.

<sup>4</sup>In 2016, multiple anonymous grantees received a total of \$37,160,594. This includes the individuals who received direct financial support in the aftermath of the Pulse Nightclub Massacre in Orlando. If the multiple anonymous grantees appeared in the top twenty list as a single grantee, they would rank as the number one grant recipient of LGBTQ funding.

## SOURCES OF LGBTQ FUNDING

In 2016, nearly all funder categories increased their support of LGBTQ issues. In particular, funding from public foundations (both LGBTQ-focused and non-LGBTQ-focused) and corporations all saw sharp increases ranging from 40 percent to more than 100 percent.

Large portions of these sharp increases were the result of giving related to the Orlando tragedy. The increase in giving by non-LGBTQ public funders was driven largely by the OneOrlando Fund, which was housed at Strengthen Orlando, a nonprofit that raises funds and support projects related to the City of Orlando. The increase from LGBTQ public funders is driven largely by Equality Florida, the state's LGBTQ advocacy organization, which helped raise more than \$9 million that was ultimately channelled through the OneOrlando Fund. Similarly, the rise in corporate giving is a reflection of the large gifts made by several corporations to recovery efforts such as the OneOrlando Fund or the Central Florida Foundation's Better Together Fund. When giving from and through the OneOrlando Fund is excluded, giving by corporations and non-LGBTQ public funders still experienced growth, but at much more modest levels. Giving by non-LGBTQ public funders other than OneOrlando Fund decreased slightly.

Giving by private foundations—both LGBTQ and non-LGBTQ focused—rose significantly, largely unrelated to the philanthropic response to Pulse. Community foundations were the only funder type that experienced an overall decrease in 2016, dropping by about \$1.2 million or 14 percent.

Due to the large amount of giving for Pulse through public funding vehicles, public foundation funding nearly equalled private foundation funding for LGBTQ issues for the first time in years. When giving related to the OneOrlando Fund is excluded, private foundations again accounted for the largest portion of dollars—about \$88.4 million or 45 percent of the total.

As in prior years, a large share of funding was driven by private and community foundations founded and driven by LGBTQ donors and leaders. Excluding giving related to OneOrlando, about \$65 million, or approximately one-third of the year's LGBTQ grantmaking, was provided by these types of LGBTQ foundations.

### Sources of LGBTQ Grant Dollars by Funder Type<sup>5</sup>

2016 (excluding OneOrlando Fund)	2016 (including OneOrlando Fund)	2015	2016 (excluding OneOrlando Fund)	2016 (including OneOrlando Fund)	2015
14%	11%	13%	<b>Anonymous Funders</b>		
			<b>\$27,013,706</b>	<b>\$27,013,706</b>	<b>\$21,920,979</b>
			14%	11%	13%
			<b>Community Foundations</b>		
11%	11%	9%	<b>\$6,853,988</b>	<b>\$6,863,988</b>	<b>\$8,356,079</b>
			4%	3%	5%
24%	20%	23%	<b>Corporate Funders</b>		
			<b>\$20,449,310</b>	<b>\$25,905,958</b>	<b>\$16,546,819</b>
			11%	11%	9%
22%	18%	22%	<b>Non-LGBTQ Private Foundations</b>		
			<b>\$46,582,150</b>	<b>\$46,582,150</b>	<b>\$40,326,317</b>
			24%	20%	23%
	14%		<b>LGBTQ Private Foundations</b>		
12%		14%	<b>\$41,817,405</b>	<b>\$41,817,405</b>	<b>\$38,633,538</b>
			22%	18%	22%
	24%		<b>LGBTQ Public Foundations</b>		
14%		14%	<b>\$24,146,411</b>	<b>\$33,591,456</b>	<b>\$23,678,677</b>
			12%	14%	14%
			<b>Non-LGBTQ Public Foundations</b>		
			<b>\$27,410,044</b>	<b>\$56,920,044</b>	<b>\$25,284,931</b>
			14%	24%	14%
			<b>Total</b>		
			<b>\$194,273,013</b>	<b>\$238,694,706</b>	<b>\$174,343,489</b>

<sup>5</sup> In contrast to other sections of this report, this chart includes dollars awarded for re-granting, so as to capture the full amount of funding flowing from (or through) each type of funder.



# GEOGRAPHIC FOCUS

In 2016, about 78 percent of funding focused on LGBTQ communities in the U.S., and about 23 percent focused on LGBTQ issues globally or outside the U.S. When giving by the OneOrlando Fund is not included, grantmaking for LGBTQ issues internationally and outside the U.S. accounted for one-quarter of the total, larger than the 2015 share of 19 percent.

Domestically, funding for national level work decreased, from \$61.7 million to \$53.8 million, a 12-percent decrease. All other categories of geographic focus saw notable increases. Funding for work at the local level increased dramatically, from \$43.6 million to \$77.0 million—a 77-percent increase. Much of this rise was due to OneOrlando Fund giving, which was focused on direct relief to victims and families in Orlando in the wake of the Pulse tragedy. When that giving is not included, locally focused funding rose by a more modest \$3.9 million, or nine percent. Funding for state-level work rose by eight percent and for regional work rose by 20 percent.

## Distribution of LGBTQ Grant Dollars by Geographic Focus

2016 (excluding OneOrlando Fund)	2016 (including OneOrlando Fund)	2015	2016 (excluding OneOrlando Fund)	2016 (including OneOrlando Fund)	2015
9%	7%	6%	<b>International (Global Focus)</b> \$14,696,231	\$14,696,231	\$10,119,897
18%	15%	13%	<b>Outside the U.S.</b> \$30,816,851	\$30,816,851	\$21,462,451
31%	27%	38%	<b>U.S. - National</b> \$53,884,827	\$53,884,827	\$61,689,255
	10%		<b>U.S. - Regional (Multi-State)</b> \$6,060,245	\$6,060,245	\$5,013,334
11%	39%	12%	<b>U.S. - Statewide</b> \$19,808,569	\$19,808,569	\$18,781,617
28%		27%	<b>U.S. - Local</b> \$47,536,049	\$77,046,049	\$43,636,429
			<b>Total</b> \$172,802,772	\$202,312,772	\$160,702,984

NOTE: "International" funding denotes support that is global in focus for activities that addressed LGBTQ issues at the international level, such as advocacy for greater inclusion of LGBTI communities in international law and in the policies of major international bodies, such as the United Nations. Funding "Outside the U.S." represents support for services and advocacy in countries around the world, generally focused on a specific locality, country, or region of multiple countries. For a more detailed look at global LGBTQI funding, see the Global Resources Report series produced by Funders for LGBTQ Issues and the Global Philanthropy Project.



# TYPE OF SUPPORT

Funding for program or project specific support was the most common type of support in 2016, accounting for 43 percent of all funding.

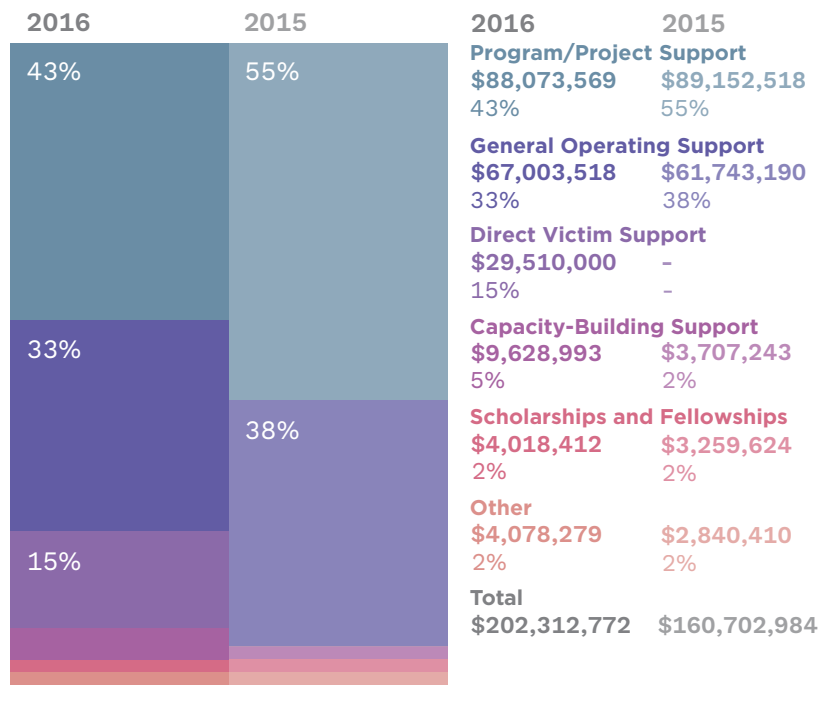
In 2016, direct victim support totaled \$29.5 million, or 15 percent of funding. This category of funding was added to the 2016 report taxonomy to account for the unique nature of the funds distributed to the survivors and families of victims of the Orlando tragedy.

Funding for capacity building increased from 2 percent of funding in 2015 to 5 percent in 2016.

The “other” category captured capital support, corporate matching gifts, emergency funding, endowment support, matching grants, prizes or awards, seed funding, and sponsorships.

Consistent with the 2015 report, a greater number of grants were awarded as general operating support. In 2016, 2,250 grants (33 percent) were awarded as general operating support compared to 2,083 grants (43 percent) awarded as program support.

**Distribution of LGBTQ Grant Dollars by Type of Support (With Strengthen Orlando included)**




# POPULATION FOCUS

The vast majority of LGBTQ grants in 2016, over \$169 million or 83% of funding, targeted the LGBTQ community broadly. The data below looks at grants that specifically supported one segment of the LGBTQ community.

Trans funding climbed from a record high of \$18.2 million in 2015 to \$22.4 million in 2016.

**Distribution of LGBTQ Grant Dollars by Sexual Orientation, Gender Identity, and Sex Characteristics**



## STRATEGIES FUNDED

Consistent with previous years, advocacy was again the most funded strategy in 2016, with nearly 40 percent of LGBTQ funding supporting advocacy work.

In 2016, the victim support category was added to capture the nearly \$30 million in funding to support the families of victims and survivors of the Orlando massacre.

### Detailed Breakdown of Strategies Funded

Strategy	2016 Funding	%	2015 Funding	%
<b>Advocacy</b>	<b>\$77,999,796</b>	<b>39%</b>	<b>\$71,589,817</b>	<b>45%</b>
Advocacy (General)	\$39,631,010	20%	\$34,547,582	22%
Community Organizing	\$12,447,844	6%	\$12,793,450	8%
Intergovernmental Advocacy	\$5,000	<1%	0	0
Litigation	\$11,476,421	6%	\$11,025,515	7%
Public Education	\$14,439,522	7%	\$13,223,269	8%
<b>Capacity-Building and Training</b>	<b>\$23,429,941</b>	<b>11%</b>	<b>\$14,503,204</b>	<b>9%</b>
Conferences/Seminars/Travel Grants	\$1,865,648	1%	\$1,577,723	1%
Leadership Development	\$8,451,762	4%	\$4,828,499	3%
Organizational Capacity Building	\$8,142,294	4%	\$4,680,208	3%
Training/Technical Assistance	\$4,970,237	2%	\$3,416,774	2%
<b>Culture and Media</b>	<b>\$9,607,592</b>	<b>5%</b>	<b>\$7,891,853</b>	<b>5%</b>
Culture	\$7,363,164	4%	\$5,734,969	4%
Electronic Media/Online Services	\$749,640	<1%	\$355,785	<1%
Film/Video/Radio	\$1,494,788	1%	\$1,801,100	1%
<b>Direct Service</b>	<b>\$30,864,852</b>	<b>15%</b>	<b>\$35,735,035</b>	<b>22%</b>
<b>Philanthropy and Fundraising</b>	<b>\$14,119,724</b>	<b>7%</b>	<b>\$10,733,911</b>	<b>7%</b>
Fundraising Event	\$1,166,645	1%	\$611,434	<1%
Matching Grant	\$10,250	<1%	0	0
Philanthropy	\$12,942,830	6%	\$10,122,477	6%
<b>Research</b>	<b>\$11,155,615</b>	<b>6%</b>	<b>\$12,216,981</b>	<b>8%</b>
<b>Victim Support</b>	<b>\$29,510,000</b>	<b>15%</b>	<b>0</b>	<b>0</b>
<b>Other</b>	<b>\$5,625,252</b>	<b>3%</b>	<b>\$6,937,227</b>	<b>5%</b>
Multi-Strategy	\$5,118,891	3%	\$6,937,227	4%
Other	\$506,361	<1%	\$1,094,955	1%
<b>Total</b>	<b>\$202,312,772</b>		<b>\$160,702,984</b>	

## ISSUES ADDRESSED

Civil and human rights issues continued to garner the largest share of funding in 2016, accounting for over 40% of all LGBTQ funding. While most other issues saw relatively consistent funding from 2015 figures, funding for violence, homophobia, and transphobia increased from just over \$2 million in 2015 to \$31.9 million in 2016. This increase is due almost entirely to funding related to the Orlando massacre.

### Breakdown of Issues Addressed

Issue	2016 Funding	%	2015 Funding	%
Civil and Human Rights	\$89,502,347	44%	\$73,920,970	46%
Violence, Homophobia, and Transphobia	\$31,900,337	16%	\$2,304,946	1%
Health and Wellbeing	\$30,985,113	15%	\$38,116,260	24%
Strengthening Communities, Families, and Visibility	\$28,405,924	14%	\$25,329,263	16%
Economic Issues	\$6,216,616	3%	\$5,685,532	4%
Education and Safe Schools	\$6,132,996	3%	\$7,790,578	5%
Other Issues	\$9,169,439	5%	\$7,555,435	5%
<b>Total</b>	<b>\$202,312,772</b>		<b>\$160,702,984</b>	

# DOMESTIC FUNDING OF LGBTQ ISSUES

In 2016, funding for LGBTQ issues in the United States reached a record high of \$156.8 million, up from \$129.1 million in 2015. Without the funding from the OneOrlando Fund, funding for LGBTQ issues in the United States reached \$127.2 million—a slight decrease from 2015. With dollars for re-granting included, total domestic funding was \$187.6 million.

Local and statewide funding also reached a record high of \$102.9 million, up from \$67 million in 2014. Without the funding from the OneOrlando Fund, local and statewide funding still reached a record high of \$73.4 million.

## TOP 10 DOMESTIC FUNDERS<sup>6</sup>

- 1 Strengthen Orlando**  
\$29,510,000  
Orlando, FL
- 2 Arcus Foundation**  
\$10,128,245  
New York, NY
- 3 Gill Foundation**  
\$9,827,940  
Denver, CO
- 4 Equality Florida Institute**  
\$9,445,045  
St. Petersburg, FL
- 5 Ford Foundation**  
\$8,542,000  
New York, NY
- 6 Evelyn and Walter Haas, Jr. Fund**  
\$6,989,750  
San Francisco, CA
- 7 Gilead Sciences**  
\$5,557,672  
Foster City, CA
- 8 Elton John AIDS Foundation**  
\$5,466,312  
New York, NY
- 9 Pride Foundation**  
\$5,390,896  
Seattle, WA
- 10 H. van Ameringen Foundation**  
\$3,758,000  
New York, NY

## TOP 10 DOMESTIC GRANTEES<sup>7</sup>

- 1 National LGBTQ Task Force**  
\$6,243,261  
Washington, DC
- 2 Los Angeles LGBT Center**  
\$3,270,791  
Los Angeles, CA
- 3 National Center for Lesbian Rights (NCLR)**  
\$2,602,500  
San Francisco, CA
- 4 Transgender Law Center**  
\$2,330,625  
Oakland, CA
- 5 Lambda Legal Defense and Education Fund**  
\$2,124,660  
New York, NY
- 6 San Francisco AIDS Foundation**  
\$2,060,558  
San Francisco, CA
- 7 Genders & Sexualities Alliance Network**  
\$1,932,800  
Oakland, CA
- 8 SAGE**  
\$1,868,263  
New York, NY
- 9 Gay and Lesbian Advocates and Defenders (GLAD)**  
\$1,682,300  
Boston, MA
- 10 Horizons Foundation**  
\$1,539,712  
San Francisco, CA

<sup>6</sup>In 2016, anonymous funders awarded a total of \$17,605,000 to support LGBTQ issues in the United States. If the anonymous funders appeared in the top ten list as a single funder, they would rank as the number two domestic funder of LGBTQ issues.

<sup>7</sup>In 2016, multiple anonymous grantees received a total of \$31,570,170 for work benefiting LGBTQ communities in the United States. This includes the individuals who received direct financial support in the aftermath of the Pulse Nightclub Massacre in Orlando. If the multiple anonymous grantees appeared in the top ten list as a single grantee, they would rank as the number one grant recipient of domestic LGBTQ funding.

TOP 10 FUNDERS OF LOCAL AND STATE-LEVEL WORK<sup>8</sup>

- 1 Strengthen Orlando**  
\$29,510,000  
Orlando, FL
- 2 Equality Florida**  
\$9,445,045  
St. Petersburg, FL
- 3 Gill Foundation**  
\$5,290,633  
Denver, CO
- 4 Evelyn and Walter Haas, Jr. Fund**  
\$3,634,000  
San Francisco, CA
- 5 Elton John AIDS Foundation**  
\$3,533,812  
New York, NY
- 6 Gilead Sciences**  
\$2,933,465  
Foster City, CA
- 7 Tides Foundation**  
\$2,774,430  
San Francisco, CA
- 8 Arcus Foundation**  
\$2,312,500  
New York, NY
- 9 M.A.C. AIDS Fund**  
\$2,104,326  
New York, NY
- 10 The California Endowment**  
\$2,098,138  
Los Angeles, CA

TOP 10 LOCAL AND STATE-LEVEL GRANTEES<sup>9</sup>

- 1 Los Angeles LGBT Center**  
\$3,270,791  
Los Angeles, CA
- 2 San Francisco AIDS Foundation**  
\$2,060,558  
San Francisco, CA
- 3 Gay and Lesbian Advocates and Defenders (GLAD)**  
\$1,432,300  
Boston, MA
- 4 Freedom for All Americans**  
\$1,361,000  
Washington, DC
- 5 New York LGBT Center**  
\$1,256,733  
New York, NY
- 6 Equality California Institute**  
\$1,150,750  
Los Angeles, CA
- 7 Equality Federation Institute**  
\$1,137,000  
Portland, OR
- 8 GMHC**  
\$1,117,047  
New York, NY
- 9 Hetrick-Martin Institute (HMI)**  
\$973,350  
New York, NY
- 10 Howard Brown Health Center**  
\$859,234  
Chicago, IL

<sup>8</sup>In 2016, anonymous funders awarded a total of \$2,880,000 to support LGBTQ issues at the local and state-level in the United States. If the anonymous funders appeared in the top ten list as a single funder, they would rank as the number seven funder.

<sup>9</sup>In 2016, multiple anonymous grantees received a total of \$30,790,756 for the benefit of local and state-wide LGBTQ communities. This includes the individuals who received direct financial support in the aftermath of the Pulse Nightclub Massacre in Orlando. If the multiple anonymous grantees appeared in the top ten list as a single grantee, they would rank as the number one grant recipient of local and state-level funding.

# LOCAL, STATE, AND REGIONAL FUNDING OF LGBTQ ISSUES

Funding for local, statewide, and regional LGBTQ work in the United States reached a record high of \$102.9 million in 2016—up from \$67 million in 2015. Excluding the grants for individuals provided through the OneOrlando Fund, funding for local, statewide, and regional LGBTQ work in the United States still reached \$73.4 million.

With the OneOrlando Fund giving, the South is by far the most funded region at \$47.4 million. Without the OneOrlando Fund giving, the South was the third most funded region, posting a modest 4 percent increase to \$17.9 million.

Excluding the OneOrlando Fund grantmaking, the Pacific region received the largest share of grant dollars at \$21.3 million, benefiting from a 15 percent increase. The Northeast region, which had long received the largest share of grant dollars, saw a modest 1 percent decrease in funding and dropped to \$18.6 million. The Midwest experienced a 6 percent decrease to \$8.5 million, and the Mountain region experienced a 12 percent decrease to \$3.3 million.

In 2016, funding for Puerto Rico increased by 77 percent to \$195,000.

With OneOrlando Fund grantmaking, Florida is the most funded state ever—receiving \$34.3 million. Without the

OneOrlando Fund giving, Florida drops down to the third most funded state at \$4.8 million, exceeded only by California and New York.

Funding in California increased to \$16.9 million from \$15.3 million in 2015. This \$1.6-million increase means that California experienced the largest growth in funding of any state that year. Funding in New York decreased to \$10.9 million from \$12 million in 2015. The state witnessed the biggest decrease in 2016, a \$1.2 million decrease. Nevertheless, excluding OneOrlando Fund giving, these two were the only states to receive more than \$5 million in funding for local, statewide, or regional LGBTQ work.

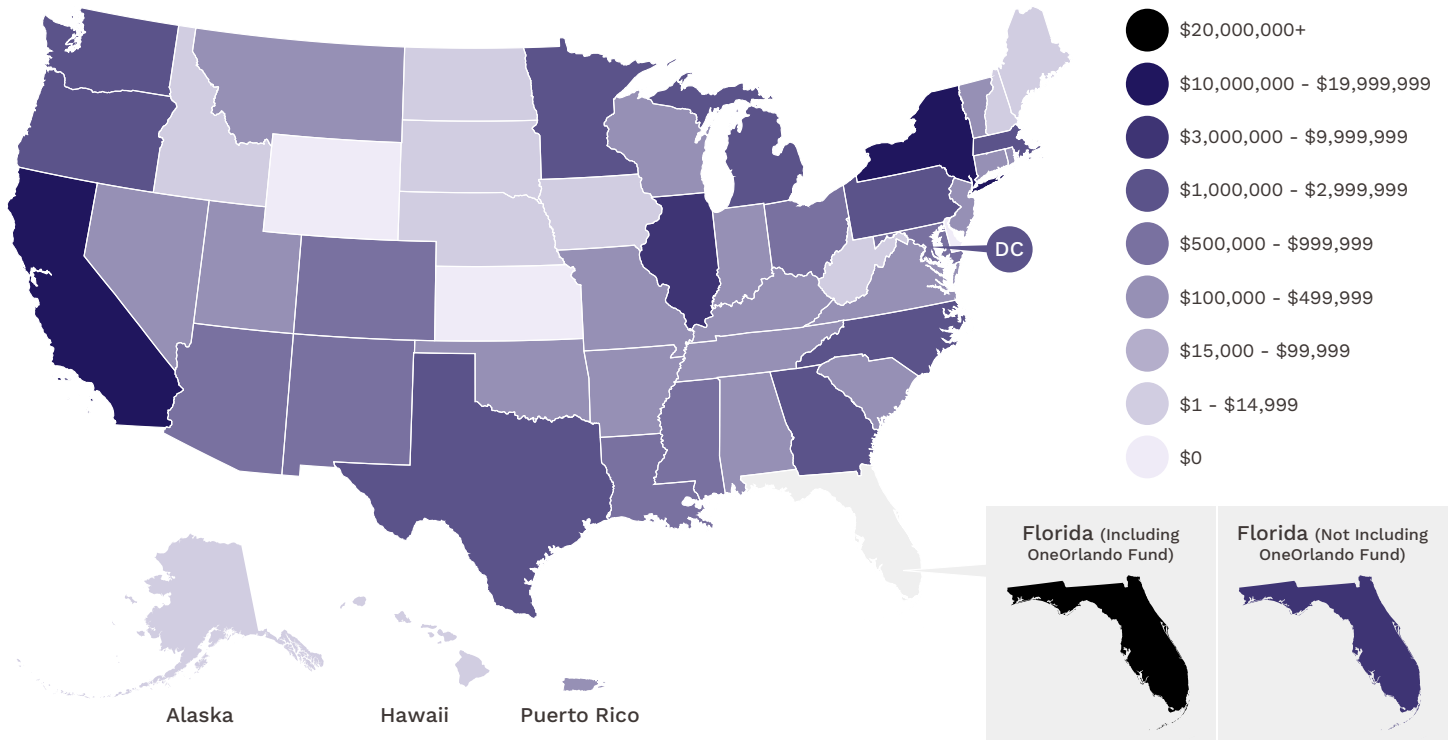
In 2016, 28 states and the District of Columbia experienced a decrease in funding for local, statewide, and regional work. Only 13 states and the District of Columbia each received more than \$1 million in LGBTQ funding—with Colorado and Ohio dropping below \$1 million since 2015. No new states joined the “million dollar club.”

There were three states where we could not identify any LGBTQ funding in 2016: Delaware, Kansas, and Wyoming.

## Local, State, and Regional LGBTQ Funding, By Region

Region	2016	2015	Percent Change
Midwest	\$8,483,928	\$9,022,987	▼ 6%
Mountain	\$3,321,748	\$3,739,348	▼ 12%
Northeast	\$18,630,833	\$18,806,607	▼ 1%
Pacific	\$21,341,571	\$18,517,475	▲ 15%
South (Including OneOrlando Fund)	\$47,392,284	\$17,165,964	▲ 176%
South (Not Including OneOrlando Fund)	\$17,882,284	\$17,165,964	▲ 4%
U.S. Territories (Puerto Rico)	\$195,000	\$110,000	▲ 77%
Multi-Region/Unspecified	\$3,548,000	\$69,500	▲ 4971%
<b>Total (Including OneOrlando Fund)</b>	<b>\$102,914,863</b>	<b>\$67,431,880</b>	<b>▲ 53%</b>
<b>Total (Not Including OneOrlando Fund)</b>	<b>\$73,404,863</b>	<b>\$67,431,880</b>	<b>▲ 9%</b>

Local, State, and Regional Funding of LGBTQ Issues, by State (Density Map)



Midwest	\$8,483,928
Illinois	\$3,490,607
Indiana	\$289,855
Iowa	\$7,500
Kansas	0
Michigan	\$1,194,705
Minnesota	\$1,383,328
Missouri	\$159,513
Nebraska	\$4,500
North Dakota	\$5,000
Ohio	\$623,695
South Dakota	\$6,000
Wisconsin	\$412,975
Midwest Region (General)	\$906,250
Mountain	\$3,321,748
Arizona	\$992,318
Colorado	\$852,123
Idaho	\$59,500
Montana	\$200,436
Nevada	\$231,521
New Mexico	\$675,250
Utah	\$300,600
Wyoming	0
Mountain Region (General)	\$10,000

Northeast	\$18,630,833
Connecticut	\$206,270
Delaware	0
District of Columbia	\$1,755,661
Maine	\$11,500
Maryland	\$556,932
Massachusetts	\$1,583,724
New Hampshire	\$1,300
New Jersey	\$385,139
New York	\$10,929,572
Pennsylvania	\$1,309,185
Rhode Island	\$267,000
Vermont	\$166,250
Northeast Region (General)	\$1,458,300
Pacific	\$21,341,571
Alaska	\$50,200
California	\$16,930,992
Hawaii	\$39,643
Oregon	\$1,553,936
Washington	\$1,774,468
Pacific Region (General)	\$992,331
U.S. Territories	\$195,000
Puerto Rico	\$195,000
Multi-Regional / Unspecified	\$3,549,500

South (Including OneOrlando Fund)	\$47,392,284
South (Not Including OneOrlando Fund)	\$17,882,284
Alabama	\$357,550
Arkansas	\$118,250
Florida (Including OneOrlando Fund)	\$34,211,819
Florida (Not Including OneOrlando Fund)	\$4,701,819
Georgia	\$2,216,240
Kentucky	\$194,250
Louisiana	\$1,127,405
Mississippi	\$857,000
North Carolina	\$2,016,112
Oklahoma	\$208,750
South Carolina	\$167,500
Tennessee	\$332,600
Texas	\$2,161,906
Virginia	\$414,226
West Virginia	\$43,312
South Region (General)	\$2,965,364
Total (Including OneOrlando Fund)	\$102,899,463
Total (Not Including OneOrlando Fund)	\$73,404,863



# FUNDING PER LGBT ADULT

Our metric of GDQ, or “Grant Dollars per Queer,” analyzes the total local and statewide LGBTQ grant dollars awarded per state or region divided by the estimated number of adults in said state or region who identify as lesbian, gay, bisexual, or transgender. The goal of the GDQ is to assess the level of funding for each state relative to its population.

In 2016, the overall GDQ increased to \$10.42 if you include OneOrlando Fund grantmaking or \$7.43 if you exclude OneOrlando Fund grantmaking, up from \$6.78 in 2015.

While the average GDQ increased, the median GDQ decreased. In 2016, the median GDQ for the 50 states and the District of Columbia was \$2.92, down from \$3.28 in 2015. It is the lowest median GDQ since 2012, when the median was \$2.06.

In 2016, 21 states saw their GDQ increase, while the other 29 states and the District of Columbia witnessed a decrease in GDQ.

When including OneOrlando Fund grantmaking, **Florida** experienced the largest GDQ increase, with a \$43.39 increase bringing it to a record high GDQ of \$49.47. If you exclude OneOrlando Fund grantmaking, Florida

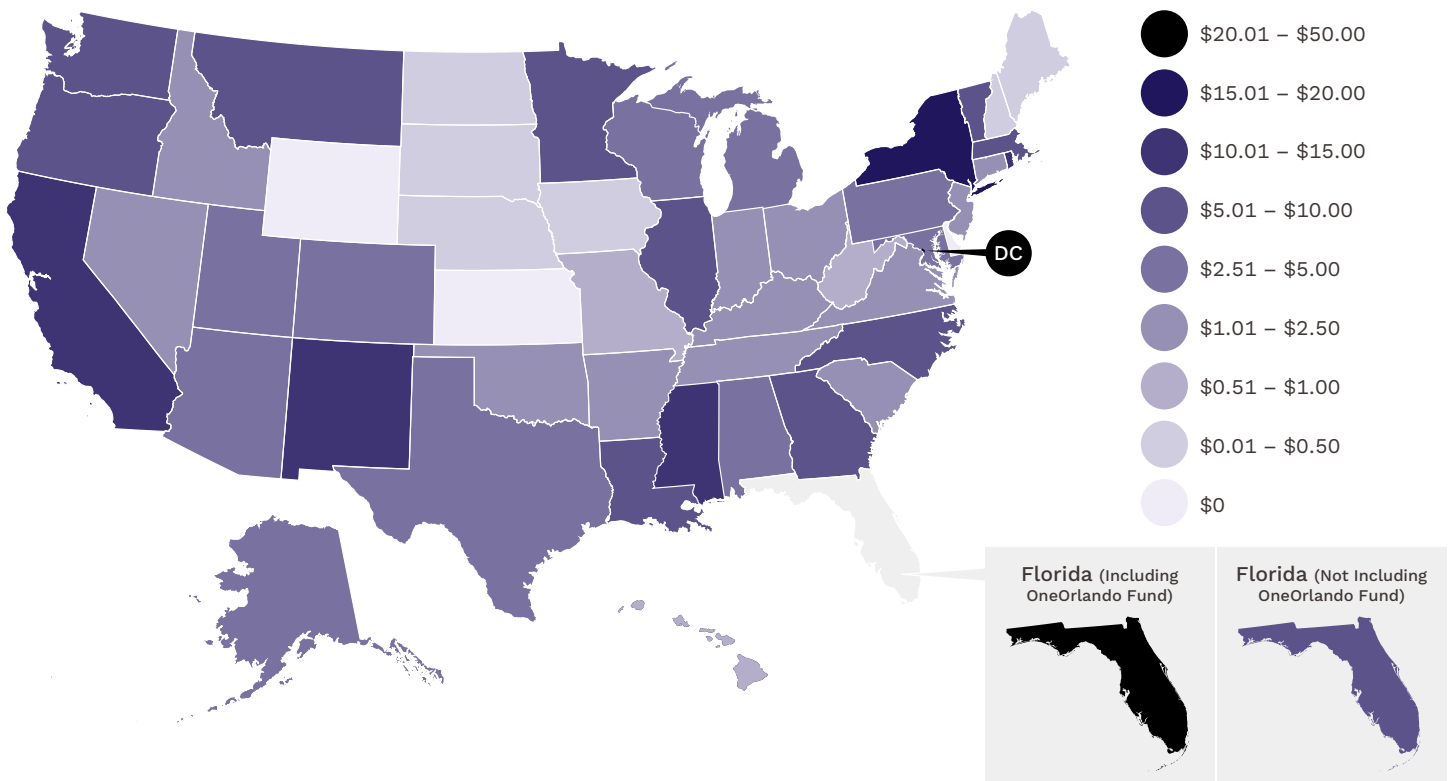
had a much more modest \$0.72 increase in GDQ to \$6.80. Excluding OneOrlando Fund grantmaking, **North Carolina** had the biggest increase in GDQ, with a \$3.45 increase bringing it to a GDQ of \$7.34.

If you exclude OneOrlando Fund grantmaking, the **District of Columbia** led the pack once again. Despite experiencing a \$3.46 decrease in GDQ, the District of Columbia still had a GDQ of \$36.44. **New York** followed with a GDQ of \$15.60, despite a \$1.59 decrease in its GDQ. If you exclude OneOrlando Fund grantmaking, New York has the highest GDQ of any state. If you exclude OneOrlando Fund grantmaking, it is also the only state with a GDQ over \$15—just as it was in 2015.

Excluding OneOrlando Fund grantmaking, 4 states had GDQs over \$10—down from the high of 7 states in 2013. Beyond New York, the states were **California** (\$11.46), **Mississippi** (\$11.81), and **New Mexico** (\$10.11).

Including OneOrlando Fund grantmaking, **the South** achieved the highest GDQ of any region at \$14.96. Excluding OneOrlando Fund grantmaking, **the Pacific** had the highest GDQ at \$10.92.

## LGBTQ Funding per LGBT Adult, by State



### LGBTQ Funding per LGBT Adult, by State

<b>Midwest</b>	<b>\$4.38</b>	<b>South (Including OneOrlando Fund)</b>	<b>\$14.96</b>
Illinois	\$9.06	<b>South (Not Including OneOrlando Fund)</b>	<b>\$5.64</b>
Indiana	\$1.40	Alabama	\$3.16
Iowa	\$0.10	Arkansas	\$1.73
Kansas	\$0	Florida (Including OneOrlando Fund)	\$49.47
Michigan	\$4.06	Florida (Not Including OneOrlando Fund)	\$6.80
Minnesota	\$8.17	Georgia	\$7.10
Missouri	\$1.00	Kentucky	\$1.72
Nebraska	\$0.09	Louisiana	\$8.54
North Dakota	\$0.32	Mississippi	\$11.81
Ohio	\$1.82	North Carolina	\$7.34
South Dakota	\$0.46	Oklahoma	\$2.01
Wisconsin	\$2.70	South Carolina	\$1.45
<b>Mountain</b>	<b>\$4.64</b>	Tennessee	\$2.08
Arizona	\$4.68	Texas	\$2.92
Colorado	\$4.63	Virginia	\$1.86
Idaho	\$1.71	West Virginia	\$0.87
Montana	\$8.20	<b>Northeast</b>	<b>\$8.86</b>
Nevada	\$2.13	Connecticut	\$2.09
New Mexico	\$10.11	Delaware	\$0
Utah	\$4.28	District of Columbia	\$36.44
Wyoming	\$0	Maine	\$0.24
<b>Pacific</b>	<b>\$10.92</b>	Maryland	\$3.06
Alaska	\$3.02	Massachusetts	\$5.95
California	\$11.46	New Hampshire	\$0.03
Hawaii	\$0.93	New Jersey	\$1.54
Oregon	\$9.71	New York	\$15.60
Washington	\$6.82	Pennsylvania	\$3.60
		Rhode Island	\$7.87
		Vermont	\$6.20

### LGBTQ Funding, by Region

Region	2016	2015	Percent Change
Midwest	\$4.38	\$4.66	▼ 6%
Mountain	\$4.64	\$5.13	▼ 10%
Northeast	\$8.86	\$8.94	▼ 1%
Pacific	\$10.92	\$9.30	▲ 17%
South (Including OneOrlando Fund)	\$14.96	\$5.42	▲ 176%
South (Not Including OneOrlando Fund)	\$5.64	\$5.42	▲ 4%
<b>National Average (Including OneOrlando Fund)</b>	<b>\$10.42</b>	<b>\$6.78</b>	<b>▲ 54%</b>
<b>National Average (Not Including OneOrlando Fund)</b>	<b>\$7.43</b>	<b>\$6.78</b>	<b>▲ 10%</b>

## ISSUES ADDRESSED IN DOMESTIC FUNDING

The Pulse Nightclub Massacre in Orlando and subsequent philanthropic giving resulted in a massive increase in grantmaking addressing **violence, homophobia, biphobia, and transphobia**. The \$29.5 million awarded by the OneOrlando Fund to support the victims of this violent attack helped make the issue area the second most funded after Civil Rights, whereas for the past few years it was the least-funded issue area.

**If you exclude funding awarded by the OneOrlando Fund, funding to address violence, homophobia, biphobia, and transphobia would only total \$2,054,421—making it the least funded issue area.**

While **civil rights** remained the most funded issue area, it saw a modest \$370,000 decrease. Funding for **health and wellbeing** became the third most funded issue area, experiencing a more significant \$2.7 million decrease.

### Detailed Breakdown of Issues Addressed in Domestic Funding

Issue	2016	%	2015	%
<b>Civil Rights</b>	<b>\$55,254,503</b>	<b>35%</b>	<b>\$55,885,884</b>	<b>43%</b>
Civil Rights (General)	\$32,709,734	21%	\$31,625,177	24%
Criminalization and Criminal Justice Reform	\$3,686,398	2%	\$5,107,729	4%
Gender Identity Rights	\$6,310,272	4%	\$3,595,965	3%
Immigration and Refugee Issues	\$2,844,901	2%	\$1,874,879	1%
Marriage and Civil Unions	\$4,100	<1%	\$4,029,050	3%
Military Inclusion	\$821,053	1%	\$845,523	1%
Nondiscrimination Protections	\$7,422,833	5%	\$4,104,330	3%
Religious Exemptions	\$460,200	<1%	\$2,894,300	2%
Sexual and Reproductive Rights/Justice	\$992,012	1%	\$1,808,930	1%
<b>Violence, Homophobia, Biphobia, and Transphobia</b>	<b>\$31,564,421</b>	<b>20%</b>	<b>\$1,692,549</b>	<b>1%</b>
Anti-Violence	\$30,610,939	19%	\$799,829	1%
Gun Control	\$26,500	<1%	\$140,000	<1%
Homophobia, Biphobia, and Transphobia	\$926,982	1%	\$752,720	1%
<b>Health and Wellbeing</b>	<b>\$25,612,314</b>	<b>16%</b>	<b>\$28,317,586</b>	<b>22%</b>
Cancer	\$602,497	<1%	\$413,195	<1%
Cultural Competence and Data Collection	\$1,245,916	1%	\$1,604,178	1%
General Health Services and Health Promotion	\$5,908,916	4%	\$6,340,213	5%
HIV/AIDS	\$15,912,711	10%	\$15,764,517	12%
Insurance Coverage	\$95,000	<1%	\$1,840,472	1%
Mental Health, Substance Abuse, and Suicide Prevention	\$1,512,605	1%	\$1,491,928	1%
Primary Care	\$130,478	<1%	\$449,330	<1%
Sexual and Reproductive Health	\$204,191	<1%	\$413,752	<1%
<b>Community, Families, and Visibility</b>	<b>\$24,996,864</b>	<b>16%</b>	<b>\$23,565,219</b>	<b>18%</b>
Community Building and Empowerment	\$12,080,027	8%	\$9,695,970	8%
Religion	\$1,882,940	1%	\$3,396,694	3%
Strengthening Families	\$2,502,577	2%	\$1,947,477	2%
Visibility	\$8,481,320	5%	\$8,525,077	7%

**Detailed Breakdown of Issues Addressed in Domestic Funding (cont.)**

<b>Education and Safe Schools</b>	<b>\$6,105,406</b>	<b>4%</b>	<b>\$7,644,482</b>	<b>6%</b>
Education	\$2,879,025	2%	\$2,855,157	2%
Safe Schools	\$3,226,381	2%	\$4,789,325	4%
<b>Economic Issues</b>	<b>\$6,028,559</b>	<b>4%</b>	<b>\$5,635,532</b>	<b>4%</b>
Food Security	\$531,800	<1%	\$146,052	<1%
Housing and Homelessness	\$4,105,736	3%	\$3,723,530	3%
Labor and Employment	\$1,391,023	1%	\$1,765,950	1%
<b>Other Issues</b>	<b>\$7,237,623</b>	<b>5%</b>	<b>\$6,379,385</b>	<b>5%</b>
Multi-Issue	\$2,938,478	2%	\$3,420,867	3%
Philanthropy	\$4,299,145	3%	\$2,957,018	2%
Unspecified	\$0	0%	\$1,500	<1%
<b>Total</b>	<b>\$156,799,690</b>		<b>\$129,120,635</b>	

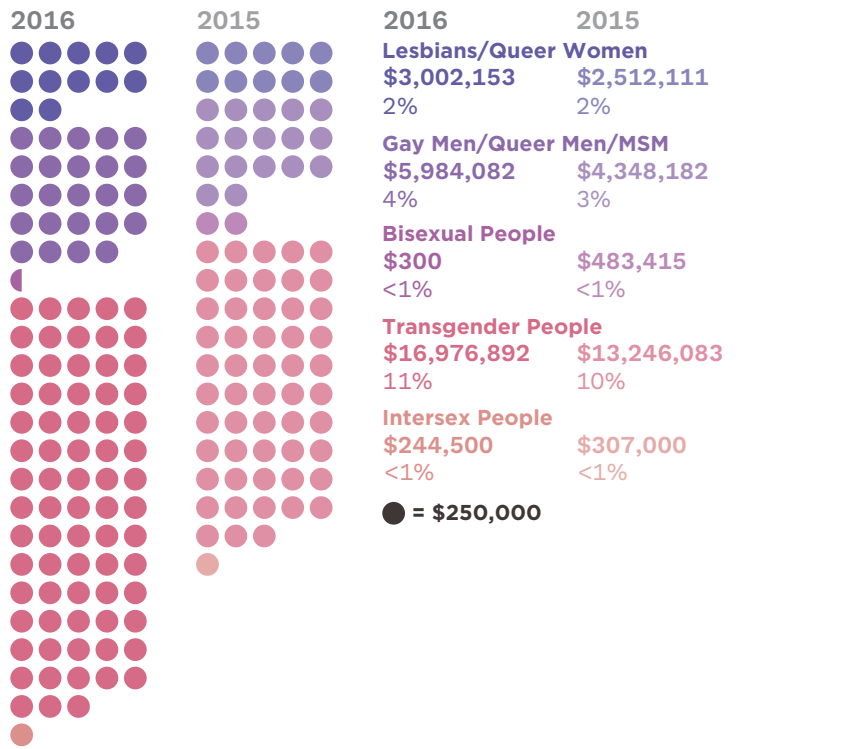
# DOMESTIC POPULATION FOCUS

As in previous years, the vast majority of domestic grant dollars were awarded to organizations and programs that serve LGBTQ people generally. Only 18 percent of grant dollars singled out a specific segment of the LGBTQ population.

Funding for trans communities in the United States reached a record high of \$16.9 million—an increase of nearly 22 percent.

Domestic funding for bisexuals dropped to \$300. This is largely due to grantmaking by the American Institute of Bisexuality, the largest funder of bisexual issues, not being available for this year’s report. The dramatic drop reveals how few funders explicitly support bisexual issues.

**Distribution of Domestic Grant Dollars by Sexual Orientation, Gender Identity, and Sex Characteristics**



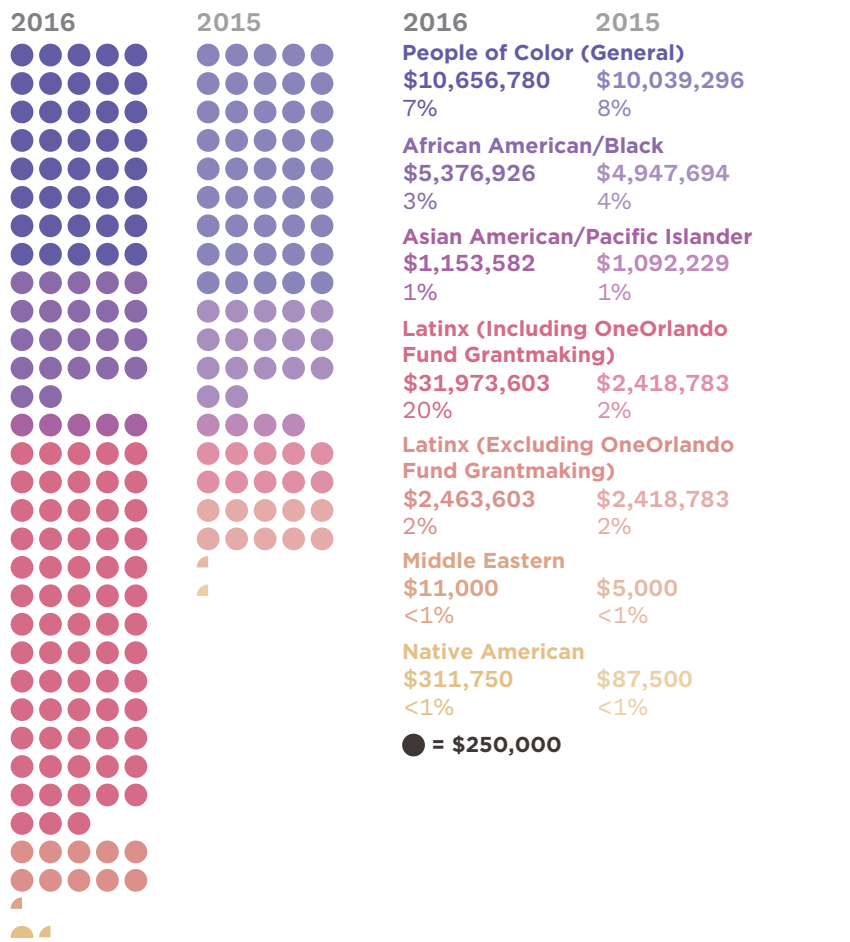
In 2016 there was a major increase in funding for communities for color. Specifically, 2016 saw a dramatic increase in funding for Latinx communities, driven by the philanthropic response to the Pulse shooting. If you include funding from the OneOrlando Fund, funding for communities of color reached a record high of \$49.5 million.

If you exclude funding from the OneOrlando Fund, funding for communities of color totaled \$20 million, up from \$18.6 million in 2015. All communities saw modest increases.

Excluding funding from the OneOrlando Fund, the top ten funders of communities of color were: Gilead Sciences, Arcus Foundation, Elton John AIDS Foundation, Borealis Philanthropy, ViiV Healthcare, Astraea Lesbian Foundation for Justice, Anonymous Donors, the New York Women’s Foundation, H. van Ameringen Foundation, and the Evelyn and Walter Haas, Jr, Fund. Together they awarded \$11.5 million, or 57 percent of all funding for LGBTQ communities of color excluding OneOrlando Fund grantmaking.

Excluding funding from the OneOrlando Fund, HIV/AIDS was the most funded issue. Twenty-five percent of all funding for LGBTQ communities of color focused on HIV/AIDS.

**Distribution of Domestic Grant Dollars Among People of Color**

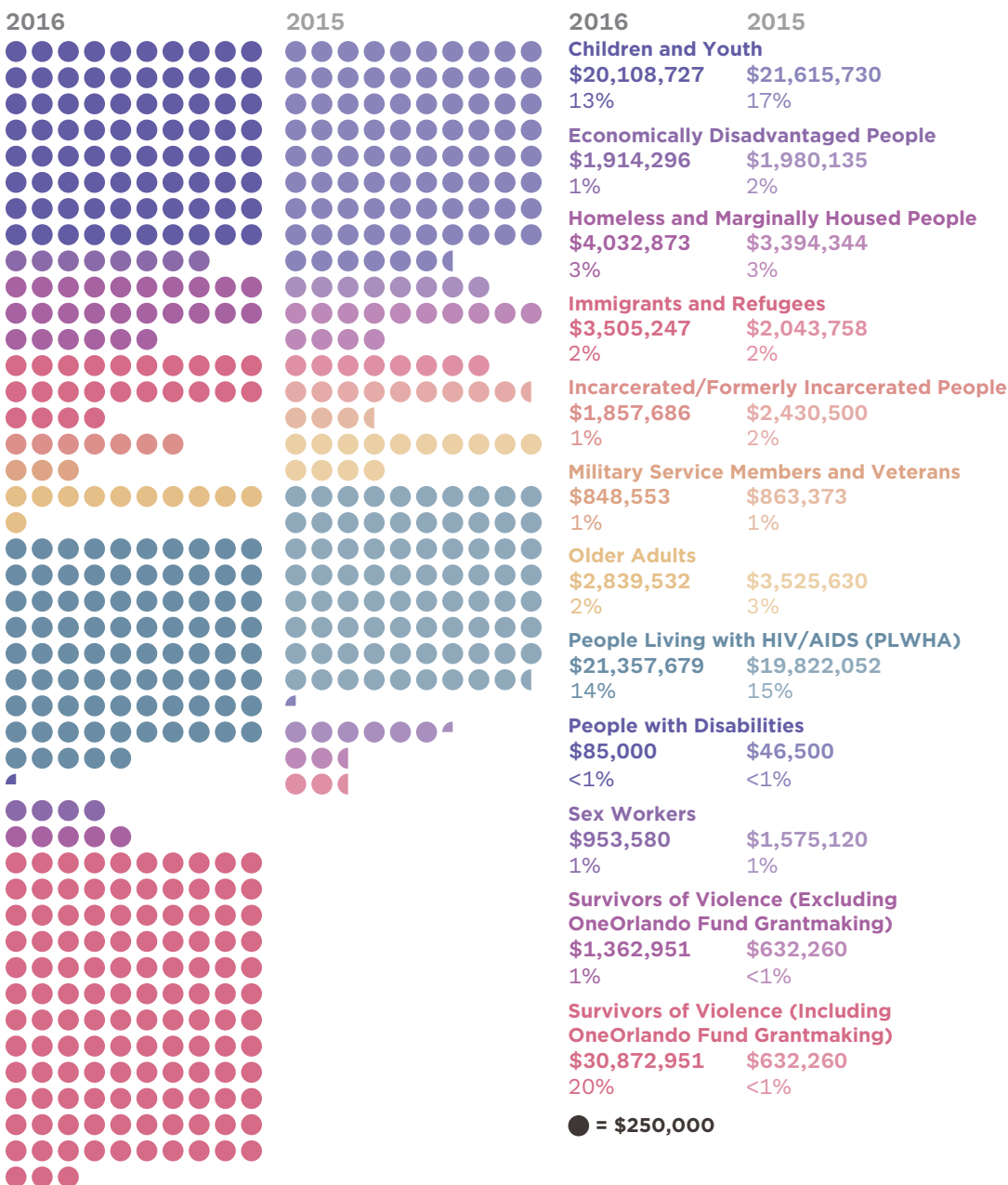


When including the OneOrlando Fund grantmaking, survivors of violence become the most funded other population at \$30.9 million, up from \$600,000 in 2015. If you exclude the OneOrlando Fund grantmaking, funding for survivors of violence still more than doubled to \$1.3 million.

Funding for children and youth, which is historically the most funded subpopulation, continued to decline in 2016 to \$20.1 million. That is down from \$21.6 million in 2015 and is the lowest level of funding for children and youth since 2011.

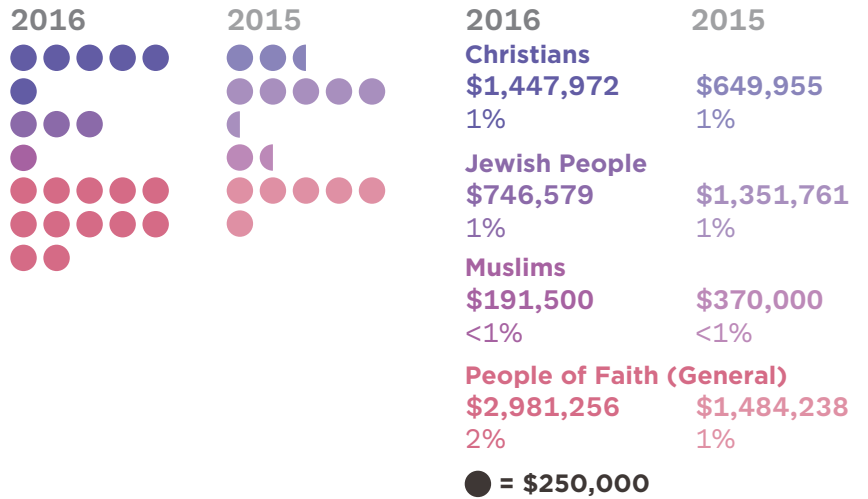
While most populations experienced decreases in funding, homeless and marginally housed people experienced a \$600,000 or 19 percent increase, immigrants and refugees experienced a \$1.4 million increase, people living with HIV/AIDS experienced a \$1.5 million or 8 percent increase, and people with disabilities experienced a \$38,500 or 83 percent increase. (Note that funding for people living with HIV/AIDS exceeds the amount of funding for HIV/AIDS as an issue area. This is because grants focused on direct HIV/AIDS treatment and prevention are coded as the issue of HIV/AIDS, while grants related to food security, housing, or HIV decriminalization are coded specifically for those respective issues.)

### Distribution of Domestic Grant Dollars Among Other Populations



In 2016, funding for people of faith increased by nearly 40 percent to \$5.4 million, up from \$3.9 million in 2015. The Arcus Foundation and the Evelyn and Walter Haas, Jr. Fund were the top two funders of LGBTQ people of faith, collectively providing more than two-thirds of the funding.

**Distribution of Domestic Grant Dollars Among People of Faith**





# DOMESTIC FUNDING BY TYPE OF ORGANIZATION

## LGBTQ ORGANIZATIONS VS. NON-LGBTQ ORGANIZATIONS

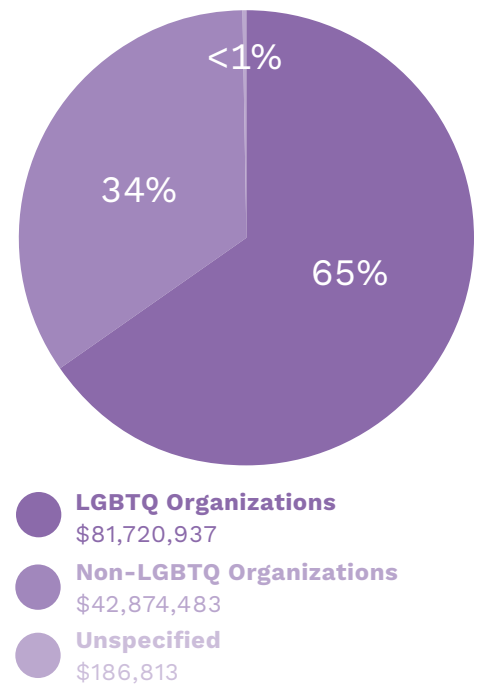
Of the \$156.8 million in domestic funding for LGBTQ communities, \$124.8 million was awarded to organizations and \$32 million supported individuals. (The individuals sum is particularly large in 2016 on account of the direct financial support for the individuals affected by the Pulse Nightclub Massacre.) LGBTQ organizations, those whose mission explicitly focus on LGBTQ issues, were awarded \$81.7 million or 65 percent of funding for domestic organizations. Non-LGBTQ organizations that received funding for an LGBTQ-specific program, campaign, or outreach effort were awarded \$42.8 million or 34 percent of funding for domestic organizations. Examples of non-LGBTQ organizations receiving significant funding for LGBTQ work in 2016 include the Advertising Council, the American Civil Liberties Union, the Center for the Study of Social Policy, and the New York Public Library—all of which received more than \$1 million in funding.

Funding for LGBTQ organizations decreased by \$30,000, while funding for non-LGBTQ organizations decreased by more than \$2.2 million.

As such, the distribution of funding between LGBTQ organizations and non-LGBTQ organizations shifted slightly. In 2015, 64 percent of the funding benefited LGBTQ organizations and 36 support non-LGBTQ organizations. However, this remains only the second year since we started tracking funding by organization type that the percentage of funding for LGBTQ organizations dipped below 70 percent.

NOTE: All figures in this section do not include the \$32 million awarded to individuals. That funding includes direct financial support for individuals affected by the Pulse Nightclub Massacre as well as scholarships and fellowships.

**Breakdown of Domestic Grant Dollars by Recipient Type: LGBTQ vs. Non-LGBTQ**



## BREAKDOWN OF DOMESTIC FUNDING FOR LGBTQ ORGANIZATIONS

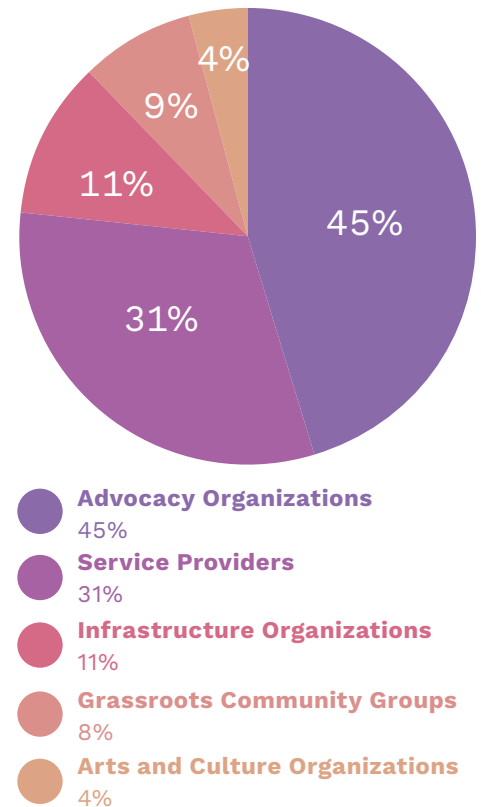
Consistent with trends we have seen in previous reports, funding for **advocacy organizations** captured the largest share of dollars, accounting for nearly half of all grants awarded to domestic LGBTQ organizations. National advocacy organizations received the largest share of funding in this category, totaling awards over \$16 million in 2016, an increase of nearly \$2 million from the \$14.4 million national advocacy organizations received in 2015. In contrast to this increase, funding for state-based advocacy organizations decreased 32 percent in 2016, capturing \$7.2 million in funding for domestic LGBTQ organizations, down from nearly \$11 million in 2015. Funding for legal service organizations saw a notable increase in this report, accounting for 12 percent of funding, or over \$10 million in 2016.

In keeping with established trends, **service providers** took the second highest share of funding for domestic LGBTQ organizations, accounting for \$25.6 million, or 31 percent of the total. Funding for community centers remained a significant portion of funding for LGBTQ service providers, and even saw an increase in 2016, receiving over \$8.4 million. Funding for HIV/AIDS related service providers, the next most funded type of LGBTQ service provider, also saw a slight increase in funding.

LGBTQ **infrastructure organizations** received 11 percent of funding for domestic LGBTQ organizations, consistent with previously reported funding in this category though the category did see a slight increase in raw dollars. This increase was attributed in part to an increase of nearly \$2 million for LGBTQ public foundations.

Funding remained consistent for the remaining categories of LGBTQ domestic organizations, with only minor fluctuations. **Grassroots community groups**—including faith-based groups, GSA networks, and pride organizations—captured 8 percent of funding for domestic LGBTQ organizations, followed by **arts and culture organizations**, which accounted for \$3.3 million, a slight decrease from the \$3.9 million reported in 2015.

**Domestic Grant Dollars for LGBTQ Organizations, by Recipient Organization Type**



### Breakdown of Domestic Grant Dollars for LGBTQ Organizations, By Recipient Organization Type and Sub-Type

Organization Type / Sub-Type	2016	%	2015	%
<b>Advocacy Organizations</b>	<b>\$36,843,312</b>	<b>45%</b>	<b>\$36,750,159</b>	<b>45%</b>
Litigation & Legal Services Organizations	\$10,108,103	12%	\$8,860,329	11%
Local Advocacy Organizations	\$1,750,085	2%	\$1,737,195	2%
Regional Advocacy Organizations	\$1,395,147	2%	\$950,520	1%
State Advocacy Organizations	\$7,286,035	9%	\$10,744,736	13%
National Advocacy Organizations	\$16,303,941	20%	\$14,457,379	18%
<b>Arts and Culture Organizations</b>	<b>\$3,337,793</b>	<b>4%</b>	<b>\$3,945,585</b>	<b>5%</b>
<b>Grassroots Community Groups</b>	<b>\$6,786,702</b>	<b>8%</b>	<b>\$7,069,768</b>	<b>9%</b>
Athletic Groups	\$315,630	<1%	\$326,060	<1%
Business/Professional Networks	\$431,450	1%	\$540,050	1%
Faith-based Groups	\$1,617,548	2%	\$1,861,483	2%
Family Groups	\$850,082	1%	\$1,006,137	1%
GSA Networks or Campus Groups	\$1,974,420	2%	\$2,413,106	3%
Multipurpose Community Organizations	\$1,350,342	2%	\$700,600	1%
Pride Organizations	\$241,230	<1%	\$222,332	<1%
Social and Recreational Groups	\$6,000	<1%	\$0	<1%
<b>Infrastructure Organizations</b>	<b>\$9,094,742</b>	<b>11%</b>	<b>\$8,816,560</b>	<b>11%</b>
Philanthropic Networks	\$1,011,677	1%	\$1,438,860	2%
Public Foundations	\$3,404,168	4%	\$1,744,182	2%
Research Institutes	\$2,813,153	3%	\$3,530,271	4%
Technical Assistance Providers and Networks	\$1,865,744	2%	\$2,103,247	3%
<b>Service Providers</b>	<b>\$25,634,977</b>	<b>31%</b>	<b>\$25,168,977</b>	<b>31%</b>
Aging Service Providers	\$2,091,843	3%	\$2,774,295	3%
Community Centers	\$8,404,747	10%	\$7,752,781	9%
Health Centers	\$3,041,375	4%	\$3,101,734	4%
HIV/AIDS Service Providers	\$5,272,270	6%	\$4,679,258	6%
Other Service Providers	\$2,329,546	3%	\$1,774,918	2%
Support Groups	\$72,275	<1%	\$0	0%
Youth Service Providers	\$4,422,922	5%	\$5,085,990	6%
<b>Universities and Post-Secondary Schools</b>	<b>\$21,910</b>	<b>&lt;1%</b>		
Campus Groups	\$21,910	<1%		
<b>Unspecified</b>	<b>\$188,313</b>	<b>&lt;1%</b>	<b>\$88,320</b>	<b>&lt;1%</b>
<b>Grand Total</b>	<b>\$81,907,750</b>		<b>\$81,839,369</b>	

## BREAKDOWN OF DOMESTIC FUNDING FOR NON-LGBTQ ORGANIZATIONS

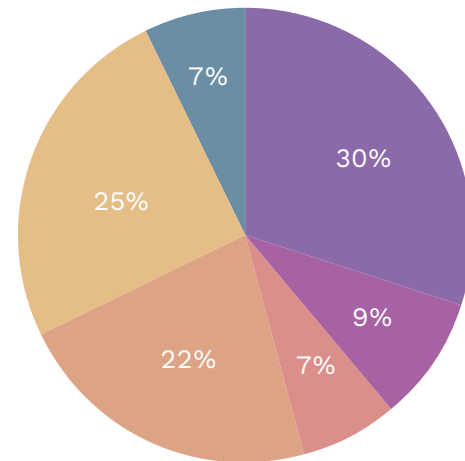
While allied **advocacy organizations** continued to capture the largest share of funding for non-LGBTQ-specific organizations, this category decreased by \$3.8 million from \$16.6 million in 2015, reflecting an overall decrease in domestic funding for non-LGBTQ organizations.

Contrary to the overall decline in the category, domestic funding for some types of non-LGBTQ organizations did see an increase in 2016. Non-LGBTQ **service providers**, again the second most funded type in this category, accounted for 25 percent of domestic funding for non-LGBTQ organizations, or \$10.6 million, up modestly from the \$9.5 million reported in 2015. This increase is attributed in part to an increase in funding for non-LGBTQ HIV/AIDS service providers, accounting for 12 percent of funding in the category.

The next highest category, **infrastructure organizations**, again the third most funded type in this category, accounted for 22 percent of domestic funding for non-LGBTQ organizations, or \$9.4 million. This was a modest increase from the \$8.2 million reported in 2015 and was driven by increased funding to research institutes and technical assistance providers and networks.

Non-LGBTQ **community groups** as well as non-LGBTQ **arts and culture organizations** saw modest increases in funding in 2016.

**Domestic Grant Dollars for Non-LGBTQ Organizations, by Recipient Organization Type**



### Breakdown of Domestic Grant Dollars for Non-LGBTQ Organizations, By Recipient Organization Type and Sub-Type

Organization Type / Sub-Type	2016	%	2015	%
<b>Advocacy Organizations</b>	<b>\$12,892,866</b>	<b>30%</b>	<b>\$16,657,191</b>	<b>37%</b>
Litigation & Legal Services Organizations	\$2,358,307	6%	\$5,482,648	12%
Local Advocacy Organizations	\$1,684,532	4%	\$2,643,748	6%
Regional Advocacy Organizations	\$520,081	1%	\$295,000	1%
State Advocacy Organizations	\$1,222,939	3%	\$708,381	2%
National Advocacy Organizations	\$7,101,007	17%	\$7,527,414	17%
<b>Arts and Culture Organizations</b>	<b>\$3,698,477</b>	<b>9%</b>	<b>\$3,037,120</b>	<b>7%</b>
<b>Government Agencies (Including Public School Systems)</b>	<b>\$62,850</b>	<b>&lt;1%</b>	<b>\$253,157</b>	<b>1%</b>
<b>Grassroots Community Groups</b>	<b>\$2,987,081</b>	<b>7%</b>	<b>\$2,179,318</b>	<b>5%</b>
Athletic Organizations	\$1,000	<1%	\$0 N/A	
Business/Professional Network	\$916,700	2%	\$773,300	2%
Community Organization	\$1,329,686	3%	\$90,000	
Faith-based Group	\$738,695	2%	\$1,316,018	3%
<b>Infrastructure Organizations</b>	<b>\$9,404,028</b>	<b>22%</b>	<b>\$8,265,585</b>	<b>18%</b>
Philanthropic Infrastructure	\$966,991	2%	\$156,500	<1%
Public Foundations and Intermediaries	\$3,869,872	9%	\$4,788,434	11%
Research Institutes	\$3,290,200	8%	\$2,555,000	6%
Technical Assistance Provider and Networks	\$1,276,965	3%	\$765,651	2%
<b>Service Providers</b>	<b>\$10,680,212</b>	<b>25%</b>	<b>\$9,510,443</b>	<b>21%</b>
Aging Service Providers	\$20,100	<1%	\$68,575	<1%
Community Centers	\$144,537	<1%	\$206,966	<1%
Health Centers	\$1,815,087	4%	\$2,128,399	5%
HIV/AIDS Service Providers	\$5,166,619	12%	\$3,937,189	9%
Other Service Providers	\$2,221,276	5%	\$1,883,352	4%
Support Groups	\$35,000	<1%	\$5,000	<1%
Youth Service Providers	\$1,277,593	3%	\$1,280,961	3%
<b>Universities and Post-Secondary Schools</b>	<b>\$3,148,968</b>	<b>7%</b>	<b>\$5,274,647</b>	<b>12%</b>
Campus Groups	\$6,250	<1%	-	
High Schools	\$4,800	<1%	\$20,007	<1%
Universities	\$3,148,968	7%	\$5,254,640	12%
<b>Grand Total</b>	<b>\$42,874,483</b>		<b>\$45,156,303</b>	

# GLOBAL FUNDING FOR LGBTQ ISSUES

In 2016, U.S.-based foundations awarded 949 grants totaling more than \$45.5 million to support international LGBTQ issues and LGBTQ communities outside the U.S. This figure does not include an additional 27 grants totaling \$5.6 million that were awarded to intermediaries for international re-granting. This represents an increase of 44 percent from the \$31.5 million awarded in 2015, and a new all-time high for this category.

Grantmaking outside of the United States accounted for approximately 22 percent of grantmaking by U.S. foundations.

NOTE: This section explores funding from foundations, corporations, and nonprofit grantmakers based in the United States. It does not include LGBTQ funding from foundations and grantmaking institutions outside the U.S. or governments and multilateral organizations. The *2013-2014 Global Resources Report*, published by Funders for LGBTQ Issues in partnership with the Global Philanthropy Project, tracks philanthropic support for LGBTQ issues globally and includes those grantmakers. An updated edition is scheduled for release in 2018.

NOTE: The list of top grant recipients excludes dollars awarded for re-granting purposes. Multi-year grants are counted for the full amount in the year they are awarded.

## TOP 10 U.S.-BASED GLOBAL LGBTQ FUNDERS<sup>10</sup>

- 1 Open Society Foundations**  
\$8,318,097  
New York, NY
- 2 Arcus Foundation**  
\$7,427,691  
New York, NY
- 3 American Jewish World Service**  
\$3,799,890  
New York, NY
- 4 Ford Foundation**  
\$3,273,800  
New York, NY
- 5 Astraea Lesbian Foundation for Justice**  
\$2,475,110  
New York, NY
- 6 Foundation for a Just Society**  
\$2,100,000  
New York, NY
- 7 M.A.C. AIDS Fund**  
\$2,052,531  
New York, NY
- 8 Gilead Sciences**  
\$1,983,493  
Foster City, CA
- 9 Global Fund for Women**  
\$1,913,530  
New York, NY
- 10 Tides Foundation**  
\$1,628,377  
San Francisco, CA

## TOP 10 GLOBAL LGBTQ GRANTEES OF U.S.-BASED FUNDERS<sup>11</sup>

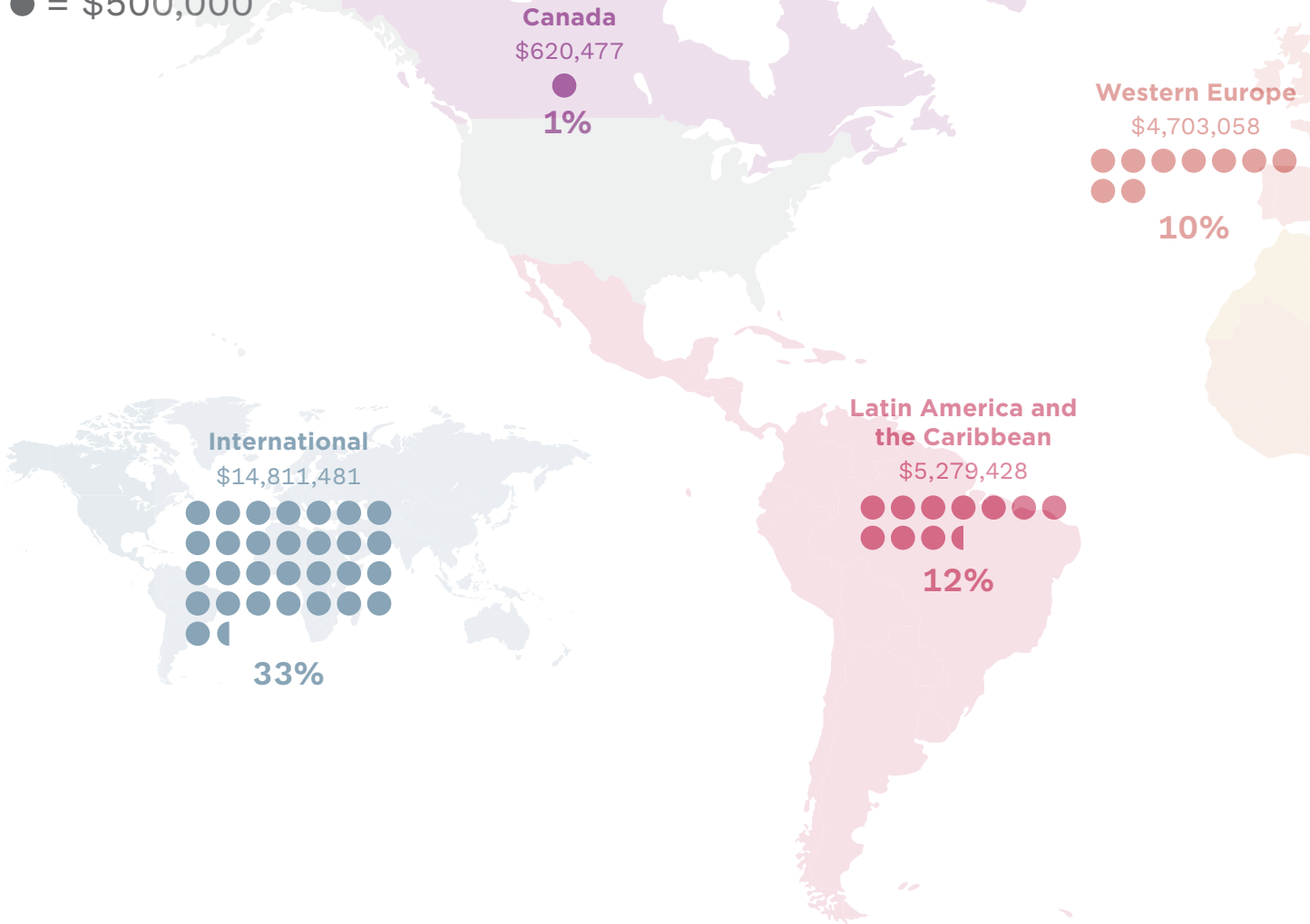
- 1 OutRight Action International**  
\$2,113,092  
New York, NY
- 2 The East Africa Sexual Health and Rights Initiative (UHAI)**  
\$1,940,827  
Nairobi, Kenya
- 3 ILGA - Europe**  
\$1,534,859  
Brussels, Belgium
- 4 Astraea Lesbian Foundation for Justice**  
\$1,352,100  
New York, NY
- 5 Creating Resources for Empowerment and Action (CREA)**  
\$1,216,132  
New Delhi, India
- 6 Human Rights Watch**  
\$1,028,500  
New York, NY
- 7 Global Action for Trans Equality (GATE)**  
\$770,000  
New York, NY
- 8 University of the Witwatersrand**  
\$754,700  
Johannesburg, South Africa
- 9 Allied Rainbow Communities International**  
\$750,000  
Dartmouth, Canada
- 9 Fondo Centroamericano de Mujeres (FCAM)**  
\$750,000  
Managua, Nicaragua

<sup>10</sup> In 2016, one anonymous funder awarded a total of \$9,408,706 to support LGBTQ issues outside of the United States. If this one anonymous funder appeared in the top ten list, they would rank as the number one funder.

<sup>11</sup> In 2016, multiple anonymous grantees received \$5,575,023 for work benefiting LGBTQ communities outside the United States. If these multiple anonymous grantees appeared in the top ten list, they would rank as the number one grantee.

# GLOBAL LGBTQ FUNDING BY REGION AND ISSUES ADDRESSED

● = \$500,000



**International**  
**TOP FUNDER**  
 Arcus Foundation  
 \$3,603,879  
**TOP STRATEGY**  
 Advocacy (52%)  
**TOP ISSUE ADDRESSED**  
 Human Rights (88%)

**Canada<sup>12</sup>**  
**TOP FUNDER**  
 Mukti Fund  
 \$337,000  
**TOP STRATEGY**  
 Culture and Media (55%)  
**TOP ISSUE ADDRESSED**  
 Strengthening  
 Community, Families,  
 and Visibility (55%)

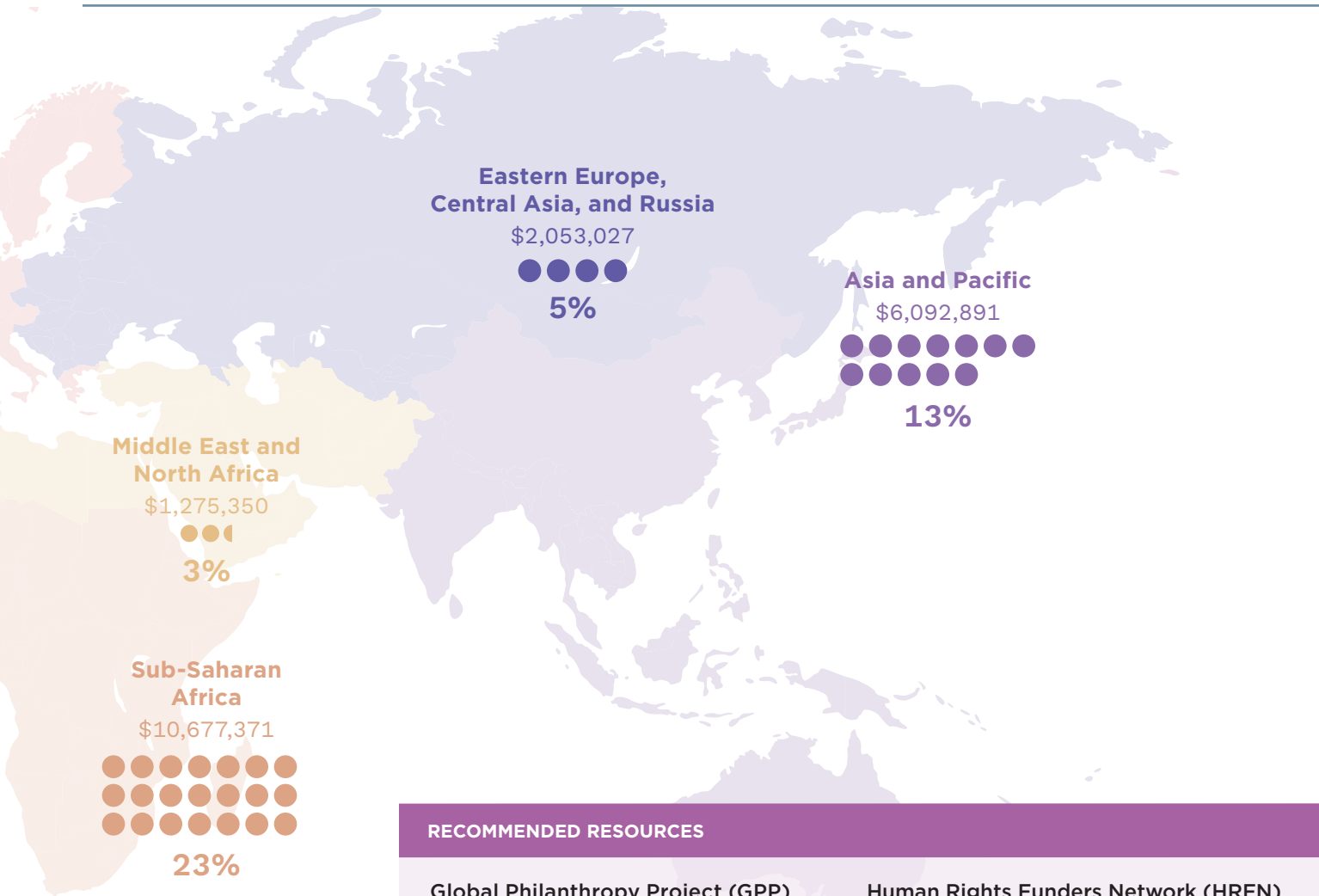
**Latin America and  
 the Caribbean<sup>13</sup>**  
**TOP FUNDER**  
 Open Society Foundations  
 \$792,094  
**TOP STRATEGY**  
 Advocacy (46%)  
**TOP ISSUE ADDRESSED**  
 Human Rights (61%)

**Western Europe**  
**TOP FUNDER**  
 Gilead Sciences  
 \$1,439,228  
**TOP STRATEGY**  
 Direct Service (40%)  
**TOP ISSUE ADDRESSED**  
 Human Rights (52%)

<sup>12</sup> In 2016, multiple anonymous funders awarded a total of \$3,898,706 to support LGBTQ issues internationally. If the multiple anonymous funders appeared as one funder, they would rank as the number one funder.

<sup>13</sup> In 2016, multiple anonymous funders awarded a total of \$1,130,000 to support LGBTQ issues in Latin America and The Caribbean. If the multiple anonymous funders appeared as one funder, they would rank as the number one funder.





**RECOMMENDED RESOURCES**

**Global Philanthropy Project (GPP)**

GPP is a global network of funders and philanthropic advisors working to expand global philanthropic support to advance the human rights of lesbian, gay, bisexual, transgender and intersex (LGBTI) people in the Global South and East. GPP’s website, [www.globalphilanthropyproject.org](http://www.globalphilanthropyproject.org), provides an array of resources on grantmaking for LGBTI issues around the world.

**Human Rights Funders Network (HRFN)**

For a detailed look at human rights funding around the world, see “Advancing Human Rights: The State of Global Foundation Grantmaking,” produced by HRFN and the Foundation Center. The most recent report found that foundations awarded \$2.4 billion for human rights in 2014, of which about 4 percent (\$101.8 million) targeted LGBT populations. Interactive data is available at <http://humanrightsfunding.org/>.

**Sub-Saharan Africa<sup>14</sup>**

**TOP FUNDER**  
Open Society Foundations  
\$2,346,500

**TOP STRATEGY**  
Advocacy (52%)

**TOP ISSUE ADDRESSED**  
Human Rights (73%)

**Middle East and North Africa**

**TOP FUNDER**  
Open Society Foundations  
\$279,990

**TOP STRATEGY**  
Advocacy (52%)

**TOP ISSUE ADDRESSED**  
Human Rights (64%)

**Eastern Europe, Central Asia, and Russia**

**TOP FUNDER**  
Open Society Foundations  
\$1,003,760

**TOP STRATEGY**  
Advocacy (62%)

**TOP ISSUE ADDRESSED**  
Human Rights (83%)

**Asia and Pacific**

**TOP FUNDER**  
Global Fund for Women  
\$1,373,000

**TOP STRATEGY**  
Advocacy (51%)

**TOP ISSUE ADDRESSED**  
Human Rights (84%)

<sup>14</sup> In 2016, multiple anonymous funders awarded a total of \$3,230,000 to support LGBTQ issues in Sub-Saharan Africa. If the multiple anonymous funders appeared as one funder, they would rank as the number one funder.

# GLOBAL FUNDING BY LOCATION OF GRANTEE

In 2016, 24 percent of all funding for global LGBTQ issues was awarded to a grantee physically located in the United States. Another 15 percent of funding for global LGBTQ work was awarded to grantees physically located in Western Europe. Over sixty percent of global funding by U.S. foundations reached organizations that were physically located outside of Western Europe and the United States.

This chart shows the country locations of grantees that received U.S. foundation funding for LGBTQ issues in 2016. For each geographic area, the chart shows the amount of funding for each country in the region. It also shows the funding for work focused on the region, but conducted by organizations based outside the region. Some funding was devoted to organizations in undisclosed locations, and that total amount is listed for each region.

## Global Funding by Location of Grantee

<b>Asia and Pacific</b>	<b>\$6,092,891</b>	<b>Eastern Europe, Central Asia and Russia</b>	<b>\$2,053,027</b>	<b>Latin America and the Caribbean</b>	<b>\$5,279,428</b>
<b>Regional Funding for Organizations Based Within Asia and Pacific</b>		<b>Regional Funding for Organizations Based Within Eastern Europe, Central Asia and Russia</b>		<b>Regional Funding for Organizations Based Within Latin America and the Caribbean</b>	
Australia	\$249,580	Bosnia and Herzegovina	\$82,350	Argentina	\$721,686
China	\$198,409	Bulgaria	\$6,000	Belize	\$180,000
Fiji	\$12,600	Croatia	\$249,040	Brazil	\$501,900
India	\$1,801,606	Czech Republic	\$219,050	Chile	\$464,150
Indonesia	\$177,110	Estonia	\$42,000	Colombia	\$421,445
Malaysia	\$65,500	Georgia	\$155,300	Costa Rica	\$14,000
Mongolia	\$90,000	Hungary	\$46,550	Dominican Republic	\$134,581
Myanmar	\$360,000	Kazakhstan	\$10,000	Ecuador	\$61,050
Nepal	\$9,520	Kosovo	\$15,000	El Salvador	\$61,050
New Zealand	\$10,000	Kyrgyzstan	\$40,000	Guyana	\$21,000
Pakistan	\$76,160	Latvia	\$110,000	Haiti	\$85,600
Philippines	\$214,515	Lithuania	\$6,000	Honduras	\$95,650
Singapore	\$10,000	Macedonia	\$80,000	Jamaica	\$425,831
South Korea	\$18,057	Moldova	\$40,000	Mexico	\$551,383
Sri Lanka	\$239,248	Montenegro	\$45,000	Nicaragua	\$833,240
Taiwan	\$86,350	Poland	\$227,150	Paraguay	\$35,000
Thailand	\$569,080	Russia	\$36,250	Peru	\$51,900
<b>Regional Funding for Organizations Based Outside Asia and Pacific</b>		Serbia	\$194,100	St. Lucia	\$270,000
Turkey	\$22,000	Slovenia	\$43,450	Trinidad & Tobago	\$10,000
United States of America	\$150,000	Tajikistan	\$5,000	<b>Regional Funding for Organizations Based Outside Latin America and the Caribbean</b>	
<b>Regional Funding for Organizations Based in Undisclosed Countries</b>		Ukraine	\$152,750	Canada	\$25,000
Unspecified	\$1,733,156	Uzbekistan	\$1,980	United States of America	\$205,000
		<b>Regional Funding for Organizations Based Outside Eastern Europe, Central Asia and Russia</b>		<b>Regional Funding for Organizations Based in Undisclosed Countries</b>	
		The Netherlands	\$80,000	Unspecified	\$109,962
		United States of America	\$74,500		
		<b>Regional Funding for Organizations Based in Undisclosed Countries</b>			
		Unspecified	\$91,557		

## Global Funding by Location of Grantee (cont.)

<b>Middle East and North Africa</b>	<b>\$1,275,350</b>	<b>Sub-Saharan Africa</b>	<b>\$10,677,371</b>	<b>Western Europe</b>	<b>\$4,581,920</b>
<b>Regional Funding for Organizations Based Within Middle East and North Africa</b>		<b>Regional Funding for Organizations Based Within Sub-Saharan Africa</b>		<b>Regional Funding for Organizations Based Within Western Europe</b>	
Egypt	\$100,000	Botswana	\$186,575	Austria	\$5,000
Israel	\$346,850	Burkina Faso	\$40,000	Belgium	\$1,606,904
Jordan	\$100,000	Burundi	\$18,563	France	\$66,000
Lebanon	\$490,661	Cameroon	\$5,000	Germany	\$328,000
Palestine Territories	\$20,000	Democratic Republic of the Congo	\$24,815	Greece	\$5,500
Syria	\$6,000	Ivory Coast	\$5,000	Iceland	\$10,000
Tunisia	\$17,300	Kenya	\$3,819,154	Ireland	\$55,899
Turkey	\$104,911	Liberia	\$94,000	Italy	\$313,500
<b>Regional Funding for Organizations Based Outside Middle East and North Africa</b>		Mozambique	\$155,000	Malta	\$20,000
France	\$6,000	Namibia	\$211,000	Norway	\$24,733
United States of America	\$25,000	Nigeria	\$235,089	Portugal	\$3,000
<b>International</b>	<b>\$14,811,481</b>	Senegal	\$5,000	Spain	\$206,083
<b>International Funding for Organizations Based Around The World</b>		South Africa	\$3,459,331	Switzerland	\$75,000
Argentina	\$50,000	Tanzania	\$171,000	The Netherlands	\$1,071,275
Australia	\$13,000	Togo	\$6,000	United Kingdom	\$822,665
Belgium	\$33,955	Uganda	\$1,149,967	<b>Regional Funding for Organizations Based Outside Western Europe</b>	
Canada	\$1,411,610	Zambia	\$78,000	United States of America	\$25,000
China	\$270,000	Zimbabwe	\$75,000	<b>Regional Funding for Organizations Based in Undisclosed Countries</b>	
Colombia	\$150,000	<b>Regional Funding for Organizations Based Outside Sub-Saharan Africa</b>		Unspecified	\$64,500
France	\$3,000	United States of America	\$715,114		
Germany	\$620,000	<b>Regional Funding for Organizations Based in Undisclosed Countries</b>			
Ireland	\$80,000	Unspecified	\$223,763		
Israel	\$5,000	<b>United States and Canada</b>	<b>\$127,910,167</b>		
Kenya	\$50,000	<b>Regional Funding for Organizations Based Within the United States and Canada</b>			
South Africa	\$1,523,517	<i>This section does not include funding from the One Orlando Fund.</i>			
Switzerland	\$536,150	Canada	\$280,977		
Thailand	\$50,000	United States of America	\$126,302,933		
The Netherlands	\$600,425	<b>Regional Funding for Organizations Based in Undisclosed Countries</b>			
United Kingdom	\$185,000	Unspecified	\$1,326,257		
United States of America	\$9,199,824				
Unspecified	\$30,000				

# COMMUNITY FOUNDATION GRANTMAKING FOR LGBTQ ISSUES

In 2016, community foundations awarded \$6.8 million to LGBTQ issues (or \$6.6 million after dollars awarded for re-granting are excluded). This is a decrease from 2015, when community foundations awarded \$8.3.

Donor-advised funds accounted for 30 percent of community foundation grantmaking for LGBTQ issues.

NOTE: This section includes funding awarded by community foundations from their discretionary funds and LGBT-specific funds as well as from their donor-advised funds, which are often driven by recommendations from the donor who originally established the fund.

## TOP 10 COMMUNITY FOUNDATIONS

- 1 Chicago Community Trust**  
\$859,825  
Chicago, IL
- 2 California Community Foundation**  
\$813,725  
Los Angeles, CA
- 3 New York Community Trust**  
\$613,130  
New York, NY
- 4 Community Foundation for Northeast Florida**  
\$529,534  
Jacksonville, FL
- 5 Boston Foundation**  
\$470,190  
Boston, MA
- 6 Community Foundation for Southeast Michigan**  
\$428,375  
Detroit, MI
- 7 Miami Foundation**  
\$417,895  
Miami, FL
- 8 San Francisco Foundation**  
\$322,463  
San Francisco, CA
- 9 Philadelphia Foundation**  
\$265,895  
Philadelphia, PA
- 10 Minneapolis Foundation**  
\$263,088  
Minneapolis, Minnesota

## TOP 10 COMMUNITY FOUNDATION GRANTEES

- 1 Jacksonville Area Sexual Minority Youth Network (JASMYN)**  
\$392,400  
Jacksonville, FL
- 2 Howard Brown Health Center**  
\$303,750  
Chicago, IL
- 3 The Boston Foundation**  
\$263,000  
Boston, MA
- 4 Los Angeles LGBT Center**  
\$261,067  
Los Angeles, CA
- 5 Lambda Legal Defense and Education Fund**  
\$194,155  
New York, NY
- 6 San Francisco AIDS Foundation**  
\$192,213  
San Francisco, CA
- 7 Chicago House and Social Service Agency**  
\$187,000  
Chicago, IL
- 8 SAGE**  
\$172,563  
New York, NY
- 9 Equality Ohio Education Fund**  
\$128,500  
Columbus, OH
- 10 Equality California Institute**  
\$127,000  
Los Angeles, CA

# CORPORATE GRANTMAKING FOR LGBTQ ISSUES

In 2016, corporate foundation support for LGBTQ issues totaled a record-breaking \$25.9 million (or \$18.2 million after dollars awarded for re-granting are excluded). The \$9.4 million increase was driven largely by support for LGBTQ communities in Orlando in the aftermath of the Pulse Nightclub Massacre. Corporate funders included in this report awarded \$5.5 million to the OneOrlando Fund at Strengthen Orlando.

NOTE: The Committee Encouraging Corporate Philanthropy estimates that corporate foundation giving only accounts for 34 percent of all corporate giving, with direct cash accounting for 48 percent and in-kind giving accounting for 18 percent. Currently, our corporate data only includes corporate foundation grantmaking and employee matching gift programs run through corporate foundations with some direct cash included if the company self reports. It does not include all of the generous support from corporations giving without an official foundation or philanthropic office or in-kind gifts.

## TOP 10 CORPORATE FUNDERS

- 1 Gilead Sciences**  
\$7,541,165  
Foster City, CA
- 2 M.A.C. AIDS Fund**  
\$5,776,857  
New York, NY
- 3 Wells Fargo**  
\$2,286,250  
Palm Springs, CA
- 4 Levi Strauss Foundation**  
\$1,272,000  
San Francisco, CA
- 5 ViiV Healthcare**  
\$1,240,482  
Research Triangle Park, NC
- 6 Comcast NBCUniversal**  
\$1,000,000  
Philadelphia, CA
- 7 The Walt Disney Company**  
\$1,000,000  
Burbank, CA
- 8 Bank of America Charitable Foundation**  
\$679,167  
Charlotte, NC
- 9 Orlando City Soccer Club Foundation**  
\$524,246  
Orlando, FL
- 10 Darden Restaurants**  
\$515,000  
Orlando, FL

## TOP 10 CORPORATE GRANTEES

- 1 San Francisco AIDS Foundation**  
\$1,812,345  
San Francisco, CA
- 2 Los Angeles LGBT Center**  
\$1,055,763  
Los Angeles, CA
- 3 AIDS Foundation of Chicago**  
\$688,660  
Chicago, IL
- 4 Amsterdam H-Team**  
\$500,138  
Amsterdam, the Netherlands
- 5 Stitching Amsterdam Institute for Global Health and Development**  
\$500,137  
Amsterdam, the Netherlands
- 6 National Black Justice Coalition**  
\$487,127  
Washington, DC
- 7 My Brother's Keeper**  
\$400,000  
Jackson, MS
- 8 GMHC**  
\$378,656  
New York, NY
- 9 Emory University**  
\$375,000  
Atlanta, GA
- 10 Advocates for Youth**  
\$310,000  
Washington, DC

# PRIVATE FOUNDATION GRANTMAKING FOR LGBTQ ISSUES

In 2016, private foundations awarded \$88.4 million to LGBTQ issues (or \$80 million after dollars for re-granting are excluded). This represents a \$9.5 million increase from 2015 and a new record high for LGBTQ grantmaking by private foundations. Non-LGBTQ private foundations increased their grantmaking by \$6.3 million and LGBTQ private foundations increased their grantmaking by \$3.2 million.

Even with the nearly \$40 million awarded through public foundations in the aftermath of the Pulse Nightclub Massacre in Orlando, private foundations continue to represent the largest share of LGBTQ funding.

TOP 10 LGBTQ PRIVATE FOUNDATIONS	TOP 10 NON-LGBTQ PRIVATE FOUNDATIONS	TOP 10 PRIVATE FOUNDATION GRANTEES <sup>15</sup>
<p><b>1 Arcus Foundation</b> \$17,555,936 New York, NY</p> <p><b>2 Gill Foundation</b> \$9,827,940 Denver, CO</p> <p><b>3 H. van Ameringen Foundation</b> \$3,788,000 New York, NY</p> <p><b>4 David Bohnett Foundation</b> \$2,093,671 Beverly Hills, CA</p> <p><b>5 Calamus Foundation</b> \$1,245,000 New York, NY</p> <p><b>6 Tawani Foundation</b> \$1,214,000 Chicago, IL</p> <p><b>7 Amy Mandel and Katina Rodis Fund</b> \$1,154,982 Asheville, NC</p> <p><b>8 Palette Fund</b> \$646,000 New York, NY</p> <p><b>9 Silva Watson Moonwalk Fund</b> \$615,000 Greenbrae, CA</p> <p><b>10 B. W. Bastian Foundation</b> \$591,755 Oren, UT</p>	<p><b>1 Ford Foundation</b> \$11,815,800 New York, NY</p> <p><b>2 Open Society Foundations</b> \$8,818,097 New York, NY</p> <p><b>3 Evelyn &amp; Walter Haas, Jr. Fund</b> \$6,989,750 San Francisco, CA</p> <p><b>4 Foundation for a Just Society</b> \$2,405,000 New York, NY</p> <p><b>5 The California Endowment</b> \$2,190,138 Los Angeles, CA</p> <p><b>6 Walter and Elise Haas Fund</b> \$891,750 San Francisco, CA</p> <p><b>7 California Wellness Foundation</b> \$890,000 Woodland Hills, CA</p> <p><b>8 Meyer Memorial Trust</b> \$837,000 Portland, OR</p> <p><b>9 Andrew W. Mellon Foundation</b> \$754,700 New York, NY</p> <p><b>10 Johnson Family Foundation</b> \$695,100 New York, NY</p>	<p><b>1 National LGBTQ Task Force</b> \$3,933,505 Washington, DC</p> <p><b>2 Los Angeles LGBT Center</b> \$1,889,962 Los Angeles, CA</p> <p><b>3 Genders &amp; Sexualities Alliance Network</b> \$1,665,000 Oakland, CA</p> <p><b>4 SAGE</b> \$1,303,250 New York, NY</p> <p><b>5 Freedom for All Americans</b> \$1,296,000 Washington, DC</p> <p><b>6 Equality Federation Institute</b> \$1,169,500 Portland, OR</p> <p><b>7 Movement Advancement Project (MAP)</b> \$1,140,000 Denver, CO</p> <p><b>8 New York Public Library</b> \$1,100,000 New York, NY</p> <p><b>9 Horizons Foundation</b> \$1,055,000 San Francisco, CA</p> <p><b>10 The Advertising Council</b> \$1,000,000 New York, NY</p>

<sup>15</sup> Anonymous grantees received a total of \$1,152,728 from private foundations. If they were one grantee, they would appear in the top ten list at number seven.

# PUBLIC FUNDER GRANTMAKING FOR LGBTQ ISSUES

In 2016, public foundations awarded \$90.5 million to LGBTQ issues (or \$79.5 million after dollars awarded for regranting are excluded). This represents a \$41.5 million increase from 2015. This record-breaking sum was driven largely by the nearly \$40 million awarded by Strengthen Orlando-OneOrlando Fund and Equality Institute Florida.

Eleven percent of public grantmaking for LGBTQ issues came from donor advised funds.

Public funders were responsible for awarding more than \$8.3 million to support trans communities.

TOP 10 LGBTQ PUBLIC FUNDERS	TOP 10 NON-LGBTQ PUBLIC FUNDERS	TOP 10 PUBLIC FUNDER GRANTEES <sup>16</sup>
<p><b>1 Equality Florida Institute</b> \$9,445,045 St. Petersburg, FL</p> <p><b>2 Elton John AIDS Foundation</b> \$5,958,445 New York, NY</p> <p><b>3 Pride Foundation</b> \$5,553,409 Seattle, WA</p> <p><b>4 Astraea Lesbian Foundation for Justice</b> \$4,288,527 New York, NY</p> <p><b>5 Horizons Foundation</b> \$1,726,809 San Francisco, CA</p> <p><b>6 Black Tie Dinner</b> \$1,243,933 Dallas, TX</p> <p><b>7 Our Fund Foundation</b> \$768,829 Fort Lauderdale, FL</p> <p><b>8 Point Foundation</b> \$750,414 Los Angeles, CA</p> <p><b>9 San Diego Human Dignity Foundation</b> \$581,898 San Diego, CA</p> <p><b>10 Funders for LGBTQ Issues</b> \$528,800 New York, NY</p>	<p><b>1 Strengthen Orlando</b> \$29,510,000 Orlando, FL</p> <p><b>2 Tides Foundation</b> \$5,191,452 San Francisco, CA</p> <p><b>3 American Jewish World Service</b> \$3,809,890 New York, NY</p> <p><b>4 Global Fund for Women</b> \$1,913,530 New York, NY</p> <p><b>5 New York Women's Foundation</b> \$1,443,000 New York, NY</p> <p><b>6 Borealis Philanthropy</b> \$1,382,500 Minneapolis, MN</p> <p><b>7 Freedom House</b> \$1,376,134 Washington, D.C.</p> <p><b>8 Broadway Cares/Equity Fights AIDS</b> \$1,177,053 New York, NY</p> <p><b>9 Robin Hood Foundation</b> \$1,050,000 New York, NY</p> <p><b>10 Susan G. Komen Foundation</b> \$792,699 Dallas, TX</p>	<p><b>1 Lambda Legal Defense and Education Fund</b> \$1,466,945 New York, NY</p> <p><b>2 Creating Resources for Empowerment and Action (CREA)</b> \$1,216,132 New Delhi, India</p> <p><b>3 Human Rights Campaign (HRC) Foundation</b> \$834,530 Washington, DC</p> <p><b>4 GLAAD</b> \$814,067 New York, NY</p> <p><b>5 American Foundation for AIDS Research (amFAR)</b> \$813,567 Washington, DC</p> <p><b>6 Whitman-Walker Health</b> \$800,471 Washington, DC</p> <p><b>7 National LGBTQ Task Force</b> \$790,984 Washington, DC</p> <p><b>8 GLSEN</b> \$670,015 New York, NY</p> <p><b>9 Hetrick-Martin Institute (HMI)</b> \$650,500 New York, NY</p> <p><b>10 Transgender Law Center</b> \$611,250 Oakland, CA</p>

<sup>16</sup> Anonymous grantees received a total of 35,776,865 from public funders—which includes direct financial support provided to individuals affected by the Pulse Nightclub Massacre in Orlando. If they were one grantee, they would appear in the top ten list in the top spot.

# APPENDIX: 2016 LIST OF LGBTQ GRANTMAKERS IN THE U.S.

FOUNDATION NAME	TOTAL GRANTS	DIRECT GRANT DOLLARS	REGRANTING DOLLARS	TOTAL DOLLARS
AbbVie Foundation	1	\$10,000		\$10,000
Adidas America	1		\$272,157	\$272,157
Advocates for Youth	5	\$72,660		\$72,660
AHS Foundation	2	\$24,500		\$24,500
AIDS Foundation of Chicago	8	\$146,900		\$146,900
AIDS Funding Collaborative	3	\$70,375		\$70,375
AIDS United	10	\$618,284		\$618,284
Akron Community Foundation	21	\$51,400		\$51,400
Alaska Airlines	1		\$25,000	\$25,000
All Out	6	\$110,944		\$110,944
Allstate Foundation	1	\$1,000		\$1,000
Alphawood Foundation	12	\$490,000		\$490,000
American Jewish World Service	83	\$3,094,890	\$715,000	\$3,809,890
amfAR, The Foundation for AIDS Research	4	\$100,000		\$100,000
Ananda Fund	1	\$250		\$250
Andersen Foundation, Hugh J.	2	\$16,000		\$16,000
Andrus Family Fund	3	\$545,000		\$545,000
Anonymous Donors	64	\$17,999,706	\$9,014,000	\$27,013,706
Anschutz Family Foundation, The	1	\$5,000		\$5,000
Appalachian Community Fund	1	\$1,000		\$1,000
Arcus Foundation	191	\$14,089,454	\$3,466,482	\$17,555,936
ARIA Foundation	6	\$170,000	\$35,000	\$205,000
Arizona Community Foundation	34	\$235,950		\$235,950
Asian Americans/Pacific Islanders in Philanthropy (AAPIP)	10	\$3,429	\$28,459	\$31,887
Astraea Lesbian Foundation for Justice	322	\$4,288,527		\$4,288,527



FOUNDATION NAME	TOTAL GRANTS	DIRECT GRANT DOLLARS	REGRANTING DOLLARS	TOTAL DOLLARS
Austin Foundation, Sidley	2	\$25,000		\$25,000
AVAC	2	\$32,000		\$32,000
Babson Charitable Foundation, Susan A. and Donald P.	8	\$37,000		\$37,000
Babson Foundation, Paul and Edith	6	\$31,000		\$31,000
Bader Philanthropies	1	\$12,500		\$12,500
Baker Brook Foundation: H. Leonard, K. Angell, W. Leonard, D. Leonard	2	\$750		\$750
Bangser Charitable Foundation, Andrew and Barbara	1	\$500		\$500
Bank of America Charitable Foundation	104	\$379,167	\$300,000	\$679,167
Barra Foundation, The	2	\$100,000		\$100,000
Bastian Foundation, B. W.	42	\$591,755		\$591,755
Bernstein Memorial Foundation, Morey	1	\$1,500		\$1,500
Black Tie Dinner	17	\$1,243,933		\$1,243,933
Bloomberg Philanthropies	1	\$105,000		\$105,000
Blowitz-Ridgeway Foundation	1	\$10,000		\$10,000
Blue Shield of California Foundation	2	\$22,000		\$22,000
Borealis Philanthropy	48	\$1,382,500		\$1,382,500
Borick Foundation, Louis L.	4	\$100,000	\$25,000	\$125,000
Boston Foundation	71	\$445,190	\$25,000	\$470,190
Bread and Roses Community Fund	11	\$43,750		\$43,750
Bremer Foundation, Otto	9	\$575,000		\$575,000
Bristol-Myers Squibb Company	4	\$215,000		\$215,000
Broadway Cares/Equity Fights AIDS	59	\$1,127,053	\$50,000	\$1,177,053
Brother Help Thyself	25	\$64,550		\$64,550
Bush Foundation	2	\$60,000		\$60,000
Cafritz Foundation, Morris and Gwendolyn	2	\$222,000		\$222,000
Calamus Foundation (Delaware)	6	\$62,500		\$62,500
Calamus Foundation (New York)	25	\$1,245,000		\$1,245,000
California Community Foundation	105	\$808,725	\$5,000	\$813,725
California Endowment, The	63	\$2,190,138		\$2,190,138
California Wellness Foundation	4	\$890,000		\$890,000
Calvin Klein Family Foundation	2	\$28,000		\$28,000
Campaign for Southern Equality	48	\$31,662	\$1,874	\$33,536
Campbell Foundation, The	6	\$30,000		\$30,000
Cape Cod Foundation, The	4	\$4,092		\$4,092
Capital Group Companies Charitable Foundation	16	\$13,839		\$13,839
CareOregon	4	\$78,000		\$78,000
Casey Foundation, Annie E.	2	\$30,000	\$75,000	\$105,000

FOUNDATION NAME	TOTAL GRANTS	DIRECT GRANT DOLLARS	REGRANTING DOLLARS	TOTAL DOLLARS
Celanese Foundation	1	\$20,000		\$20,000
Central Florida Foundation	10	\$334,500	\$500	\$335,000
Charitable Foundation, The	1	\$1,500		\$1,500
Chicago Community Trust	30	\$859,825		\$859,825
Chicago Foundation for Women	3	\$45,000		\$45,000
Cigna Foundation	3	\$35,000	\$75,000	\$110,000
Citi Foundation	3	\$255,000	\$100,000	\$355,000
Civil Rights Defenders	1	\$500		\$500
Cleveland Foundation, The	14	\$173,500		\$173,500
Coca-Cola Foundation, The	1	\$100,000		\$100,000
COIL Foundation	6	\$97,072		\$97,072
Collins Foundation, The	5	\$285,000		\$285,000
Comcast NBCUniversal	1		\$1,000,000	\$1,000,000
Common Stream	3	\$60,000		\$60,000
Communities Foundation of Texas	1	\$10,100		\$10,100
Community Catalyst	6	\$105,000		\$105,000
Community Foundation Boulder County	25	\$73,650		\$73,650
Community Foundation for Greater Atlanta	3	\$107,000	\$10,000	\$117,000
Community Foundation for Northeast Florida	21	\$496,534	\$33,000	\$529,534
Community Foundation for Southeast Michigan	33	\$428,375		\$428,375
Community Foundation for Southern Arizona	19	\$54,200	\$1,195	\$55,395
Community Foundation of Broward	17	\$159,843		\$159,843
Community Foundation of Greater Fort Wayne	2	\$2,122		\$2,122
Community Foundation of Greater Greensboro	4	\$21,000	\$2,017	\$23,017
Community Foundation of Middle Tennessee	8	\$12,500	\$2,800	\$15,300
Community Foundation of Santa Cruz County	11	\$46,504	\$500	\$47,004
Community Foundation of Sarasota County	17	\$54,000	\$600	\$54,600
Con Alma Health Foundation	1	\$1,000		\$1,000
Con Edison Corporate Giving Program	1	\$300		\$300
Cone Health Foundation	4	\$303,395		\$303,395
Consumer Health Foundation	1	\$30,000		\$30,000
Contigo Fund	2	\$30,000		\$30,000
Cowles Charitable Trust, The	1	\$2,500		\$2,500
Cream City Foundation	41	\$152,062		\$152,062
CREDO	2	\$61,788		\$61,788
Crocker Trust, Mary	1	\$800		\$800
Crossroads Fund	23	\$87,500		\$87,500
Cummings Foundation	1	\$100,000		\$100,000

FOUNDATION NAME	TOTAL GRANTS	DIRECT GRANT DOLLARS	REGRANTING DOLLARS	TOTAL DOLLARS
Cummings Memorial Fund, Frances L. & Edwin L.	1	\$35,000		\$35,000
Darden Restaurants	3	\$5,000	\$510,000	\$515,000
David Bohnett Foundation	91	\$2,093,171	\$500	\$2,093,671
Davidson Family Foundation, The	1	\$500		\$500
DeCamp Foundation, Ira W.	2	\$225,000		\$225,000
deKay Foundation	2	\$60,000		\$60,000
Delaware Valley Legacy Fund	6	\$20,000		\$20,000
Design Industries Foundation Fighting AIDS (DIFFA)	25	\$199,820	\$2,000	\$201,820
District of Columbia Bar Foundation	1	\$75,000		\$75,000
Dollgener Memorial AIDS Fund, Greg	1	\$1,000		\$1,000
Duda Family Foundation	1	\$500		\$500
Dwight Stuart Youth Fund	7	\$158,900		\$158,900
Eisenberg Family Foundation, Mitzi & Warren	1	\$2,000		\$2,000
Elizabeth Taylor AIDS Foundation	13	\$170,000		\$170,000
Elton John AIDS Foundation	79	\$5,958,445		\$5,958,445
Equality Florida Institute	1		\$9,445,045	\$9,445,045
Esmond Harmsworth 1997 Charitable Foundation	9	\$255,000		\$255,000
Fanatics	1		\$132,452	\$132,452
Fels Fund, Samuel S.	1	\$3,000		\$3,000
Field Foundation of Illinois	1	\$20,000		\$20,000
Florida Bar Association	1	\$5,000		\$5,000
Ford Foundation	35	\$9,255,800	\$2,560,000	\$11,815,800
Foundation for a Just Society	9	\$2,405,000		\$2,405,000
Foundation for Healthy St. Petersburg	2	\$166,575		\$166,575
Foundation for Louisiana	8	\$3,400		\$3,400
Foundation for the Carolinas - Charlotte Lesbian and Gay Fund	17	\$133,675		\$133,675
Frameline	1	\$2,500		\$2,500
Frankel Foundation, Julius N.	1	\$30,000		\$30,000
Freedom House	111	\$1,376,134		\$1,376,134
Freeman Foundation	16	\$216,500	\$70,000	\$286,500
Fry Foundation, Lloyd A.	4	\$135,000		\$135,000
FSG	1	\$2,500		\$2,500
Fund for Democratic Communities	4	\$15,000		\$15,000
Fund for Global Human Rights	37	\$426,640		\$426,640
Funders for LGBTQ Issues	11	\$378,800	\$150,000	\$528,800
G.E. Foundation	69	\$51,469	\$5,261	\$56,730
Gamma Mu Foundation	3	\$15,600		\$15,600

FOUNDATION NAME	TOTAL GRANTS	DIRECT GRANT DOLLARS	REGRANTING DOLLARS	TOTAL DOLLARS
Gay Asian Pacific Alliance (GAPA) Foundation	15	\$25,800		\$25,800
Geffen Foundation, David	1	\$10,000		\$10,000
General Mills Foundation	1	\$12,500		\$12,500
General Service Foundation	1	\$52,000		\$52,000
Gerbic Family Foundation, Edward and Verna	2	\$2,000		\$2,000
Gilead Sciences	78	\$6,541,165	\$1,000,000	\$7,541,165
Gill Foundation	106	\$9,576,190	\$251,750	\$9,827,940
Gilmore Foundation, Irving S.	2	\$85,000		\$85,000
Global Fund for Women	33	\$1,913,530		\$1,913,530
Grand Foundation, Richard	2	\$35,000		\$35,000
Grand Rapids Community Foundation	1	\$250		\$250
Grants for the Arts/San Francisco Hotel Tax Fund	17	\$472,830		\$472,830
Greater New Orleans Foundation	13	\$100,000		\$100,000
Greater Seattle Business Association	55	\$410,000		\$410,000
Greater Twin Cities United Way	7	\$333,000		\$333,000
Greater Worcester Community Foundation	1	\$18,000		\$18,000
Groundswell Fund	24	\$629,867	\$105,000	\$734,867
Haas Fund, Walter and Elise	14	\$891,750		\$891,750
Haas Jr. Fund, Evelyn and Walter	58	\$6,614,750	\$375,000	\$6,989,750
Hagedorn Fund	1	\$20,000		\$20,000
Haring Foundation, Keith	11	\$248,500		\$248,500
Harter Charitable Trust, John Burton	1	\$25,000		\$25,000
Hartford Foundation for Public Giving	1	\$130,125		\$130,125
Hayden Foundation, Charles	1	\$75,000		\$75,000
Haymarket People's Fund	2	\$16,000		\$16,000
Hazen Foundation, Edward W.	2	\$26,000		\$26,000
Headwaters Fund for Justice	4	\$47,250		\$47,250
Health Foundation of Greater Indianapolis	6	\$221,700		\$221,700
Hearst Foundations	1	\$50,000		\$50,000
Heinz Endowments, The	1	\$12,500		\$12,500
Hermes Foundation	3	\$5,500		\$5,500
Hersh Foundation	1	\$15,000		\$15,000
Hewlett Foundation, William and Flora	5	\$330,000	\$300,000	\$630,000
Higgins Foundation, Colin	2	\$12,000		\$12,000
Hill-Snowdon Foundation	5	\$95,000		\$95,000
Hofmann Foundation, Kent Richard	1	\$5,000		\$5,000
Hollyfield Foundation	12	\$45,195		\$45,195
Horizons Foundation	305	\$1,721,209	\$5,600	\$1,726,809

FOUNDATION NAME	TOTAL GRANTS	DIRECT GRANT DOLLARS	REGRANTING DOLLARS	TOTAL DOLLARS
Hostetter, Mark D. and Habib, Alexander N. Foundation	1	\$30,000		\$30,000
Human Rights Campaign	15	\$187,350		\$187,350
Hunt Foundation, Roy A.	1	\$10,000		\$10,000
Intuit Foundation, The	1	\$8,362		\$8,362
Ireland Funds, The	1	\$6,840		\$6,840
Janssen Therapeutics	1	\$3,000		\$3,000
Jet Blue	1		\$100,000	\$100,000
Jewish Communal Fund of New York	12	\$736,391		\$736,391
Jewish Community Federation of San Francisco, The Peninsula, Marin and Sonoma	3	\$126,000		\$126,000
Johnson & Johnson Family of Companies Contribution Fund	1	\$100,000		\$100,000
Johnson Family Foundation	24	\$695,100		\$695,100
JP Morgan Chase Foundation	1		\$300,000	\$300,000
Just Fund Kentucky	16	\$43,000		\$43,000
Kaiser Permanente	4	\$65,000		\$65,000
Kellett Foundation, John Steven	4	\$8,726		\$8,726
Kellogg Foundation, W.K.	1	\$75,000	\$300,000	\$375,000
King Baudouin Foundation	4	\$231,614		\$231,614
Kish Foundation, John C.	5	\$162,505	\$1,000	\$163,505
Knight Foundation, John S. and James L.	3	\$121,000		\$121,000
Komen Foundation, Susan G	11	\$792,699		\$792,699
Komen Puget Sound, Susan G.	1	\$1,000		\$1,000
Kors Le Pere Foundation	1	\$100,000		\$100,000
Kraft Heinz Company Foundation, The	4	\$1,020		\$1,020
Kroger Co. Foundation	1	\$15,000		\$15,000
LA84 Foundation	1	\$2,500		\$2,500
Larsen Foundation, John	2	\$42,500		\$42,500
Laughing Gull Foundation	20	\$450,000	\$96,000	\$546,000
LEAGUE Foundation	11	\$30,500		\$30,500
Leeway Foundation	17	\$79,745		\$79,745
Left Tilt Fund	2	\$30,000		\$30,000
Levi Strauss Foundation	22	\$1,107,000	\$165,000	\$1,272,000
Liberty Hill Foundation	66	\$562,150	\$50,000	\$612,150
Lightner Sams Foundation	1	\$15,000		\$15,000
Logan Foundation, Reva and David	1	\$250,000		\$250,000
M.A.C. AIDS Fund	130	\$5,098,364	\$678,493	\$5,776,857
MacArthur Foundation, John D and Catherine T.	2	\$650,000		\$650,000
Major League Soccer	1		\$50,000	\$50,000

FOUNDATION NAME	TOTAL GRANTS	DIRECT GRANT DOLLARS	REGRANTING DOLLARS	TOTAL DOLLARS
Mandel, Amy and Rodis, Katina Fund	36	\$952,982	\$202,000	\$1,154,982
Marcus Foundation, Grace R. and Alan D.	5	\$9,200		\$9,200
Marguerite Casey Foundation	1	\$2,500		\$2,500
Mary Norris Preyer Fund	1	\$5,000		\$5,000
Masto Foundation	1		\$5,000	\$5,000
MAXIMUS Foundation	1	\$2,800		\$2,800
McGregor Fund	1	\$250		\$250
McKenzie River Gathering	3	\$26,000		\$26,000
McKesson Foundation	1	\$2,011		\$2,011
Medtronic Communities Foundation	2	\$3,655		\$3,655
Mellon Foundation, Andrew W.	1	\$754,700		\$754,700
Meredith Corporation Foundation	2	\$425		\$425
MetLife Foundation	12	\$180,265		\$180,265
Meyer Memorial Trust	10	\$837,000		\$837,000
Miami Foundation	50	\$407,895	\$10,000	\$417,895
Miller Foundation, Herman and Frieda L.	2	\$75,000		\$75,000
Minneapolis Foundation	28	\$209,228	\$53,859	\$263,088
Moonwalk Fund, Silva Watson	7	\$615,000		\$615,000
Morrison and Foerster Foundation	9	\$45,500	\$6,600	\$52,100
Ms. Foundation for Women	2	\$47,500		\$47,500
Mukti Fund	3	\$353,000		\$353,000
Mutschler Foundation, Linda and Jock	1	\$250		\$250
Navias Family Foundation	1	\$1,000		\$1,000
NEO Philanthropy	2	\$335,000		\$335,000
New York Community Trust, The	20	\$588,130	\$25,000	\$613,130
New York Foundation	1	\$40,000		\$40,000
New York Women's Foundation	40	\$1,443,000		\$1,443,000
New Yorkers For Children	1	\$20,000		\$20,000
Newpol Foundation	5	\$47,500	\$1,000	\$48,500
North Star Fund	20	\$79,990	\$500	\$80,490
Northwest Area Foundation	1	\$5,000		\$5,000
OnePulse Foundation	1		\$195,189	\$195,189
Onstead Foundation	1	\$5,000		\$5,000
Open Meadows Foundation	2	\$2,300		\$2,300
Open Society Foundations	108	\$8,518,097	\$300,000	\$8,818,097
Oregon Community Foundation	26	\$220,299		\$220,299
Orlando City Soccer Club Foundation	3		\$524,246	\$524,246
Our Fund Foundation	217	\$737,679	\$31,150	\$768,829

FOUNDATION NAME	TOTAL GRANTS	DIRECT GRANT DOLLARS	REGRANTING DOLLARS	TOTAL DOLLARS
OUT Miami Foundation	4	\$38,500		\$38,500
OutRight Action International	2	\$49,000		\$49,000
Overbrook Foundation, The	6	\$501,000		\$501,000
Packard Foundation, David and Lucile	1	\$25,000		\$25,000
Palette Fund	20	\$571,000	\$75,000	\$646,000
Payson George Charitable Trust, Edward	1	\$420,000		\$420,000
Pfund Foundation	32	\$64,600		\$64,600
Philadelphia Foundation	27	\$239,293	\$26,602	\$265,895
Pinkerton Foundation, The	1	\$65,000		\$65,000
Point Foundation	84	\$750,414		\$750,414
Polk Bros. Foundation	6	\$313,500		\$313,500
Pride Foundation	279	\$5,553,409		\$5,553,409
Proteus Fund	4	\$31,335		\$31,335
Publix Super Markets Charities	1		\$500,000	\$500,000
Raikes Foundation	4	\$113,000		\$113,000
Reaugh Trust Fund, Ernest	5	\$10,000		\$10,000
Renaissance Charitable Foundation	1	\$1,000		\$1,000
Retirement Research Foundation, The	1	\$33,000		\$33,000
Reynolds Foundation, Z. Smith	4	\$150,000		\$150,000
Richardson Fund, Anne S.	2	\$60,000		\$60,000
Richmond Memorial Health Foundation	1	\$2,500		\$2,500
Roaring Fork Gay and Lesbian Community Fund	1	\$5,000		\$5,000
Robert Wood Johnson Foundation	5	\$522,100	\$100,000	\$622,100
Robin Hood Foundation	4	\$1,050,000		\$1,050,000
Robins, Kaplan, Miller and Ciresi, L.L.P. Foundation	2	\$15,000		\$15,000
Roblee Foundation, Joseph H. and Florence A.	2	\$33,000		\$33,000
Rochester Area Community Foundation	16	\$29,780		\$29,780
Rockefeller Philanthropy Advisors	1	\$500		\$500
Rocking Moon Foundation	3	\$250,000		\$250,000
Rockwell Collins Charitable Corporation	1	\$20,000		\$20,000
Rosenberg Foundation	1	\$750		\$750
Rubin Foundation, Shelley and Donald	2	\$50,000		\$50,000
S&P Global	1	\$25,000		\$25,000
Salesforce Foundation	1	\$72,866		\$72,866
San Diego Foundation	3	\$66,193		\$66,193
San Diego Human Dignity Foundation	35	\$581,648	\$250	\$581,898
San Francisco Arts Commission	18	\$533,735		\$533,735
San Francisco Foundation	10	\$322,463		\$322,463

FOUNDATION NAME	TOTAL GRANTS	DIRECT GRANT DOLLARS	REGRANTING DOLLARS	TOTAL DOLLARS
Santa Fe Community Foundation	10	\$45,500		\$45,500
Schott Foundation for Public Education	4	\$78,500		\$78,500
Schwartz Foundation, David	1	\$1,000		\$1,000
Seattle Foundation, The	1	\$1,000		\$1,000
Silicon Valley Community Foundation	10	\$68,500		\$68,500
Simmons Foundation, The	8	\$141,500		\$141,500
Siragusa Foundation	3	\$17,500		\$17,500
Skolnick Family Charitable Trust, The	1	\$1,000		\$1,000
Small Change Foundation	22	\$510,500		\$510,500
Snyder Fund, Valentine Perry	1	\$25,000		\$25,000
Social Justice Fund Northwest	21	\$278,903		\$278,903
Solidaire Network	3	\$32,500		\$32,500
Spearman Foundation, Grace Helen	1		\$5,000	\$5,000
Stern Memorial Trust, Sidney	1	\$2,500		\$2,500
Stonewall Community Foundation	130	\$429,394		\$429,394
Strengthen Orlando	305	\$29,510,000		\$29,510,000
Sturgis Charitable Trust	1	\$5,000		\$5,000
Target Corporation	1		\$250,000	\$250,000
Tawani Foundation	14	\$1,214,000		\$1,214,000
TEGNA Foundation	1	\$5,000		\$5,000
Terrell Charitable Trust	1	\$10,000		\$10,000
Texas Pride Impact Funds	2	\$22,500		\$22,500
The Denver Foundation	3	\$41,240		\$41,240
The Executive's Alliance	1	\$10,000	\$30,000	\$40,000
Third Wave Fund	43	\$225,750	\$75,000	\$300,750
Tides Foundation	200	\$5,087,452	\$104,000	\$5,191,452
TJX Foundation, The	3	\$15,000		\$15,000
Trans Justice Funding Project	102	\$417,500		\$417,500
Tri-Valley Morning Star Foundation	2		\$200	\$200
Unitarian Universalist Program Veatch Program at Shelter Rock	5	\$240,000		\$240,000
Unitarian Universalist Service Committee	7	\$214,365		\$214,365
United Way of Central Ohio	1	\$151,000		\$151,000
United Way of Dallas	2	\$180,000		\$180,000
United Way of South Hampton Roads	3	\$60,776		\$60,776
United World Soccer	1		\$27,693	\$27,693
Urgent Action Fund	34	\$208,935		\$208,935
van Ameringen Foundation, H	79	\$3,588,000	\$200,000	\$3,788,000



FOUNDATION NAME	TOTAL GRANTS	DIRECT GRANT DOLLARS	REGRANTING DOLLARS	TOTAL DOLLARS
Vermont Community Foundation	25	\$67,950	\$7,000	\$74,950
ViiV Healthcare (US)	30	\$1,215,482	\$25,000	\$1,240,482
Violet, Ellen M. and Thomas, Mary P. R. Foundation	2	\$2,250		\$2,250
Walmart Foundation	1	\$10,000		\$10,000
Walt Disney Company	1		\$1,000,000	\$1,000,000
Warhol Foundation for the Visual Arts, Andy	1	\$100,000		\$100,000
Washington AIDS Partnership	5	\$640,500		\$640,500
Washington Area Women's Foundation	1	\$500		\$500
Weinberg Foundation, Bernard	1	\$500		\$500
Weinberg Foundation, Harry and Jeanette	1	\$250,000		\$250,000
Weingart Foundation	1	\$100,000		\$100,000
Wells Fargo	66	\$1,651,250	\$635,000	\$2,286,250
Weston Foundation	1	\$5,000		\$5,000
Whatcom Community Foundation	1	\$20,000		\$20,000
Wild Geese Foundation	24	\$272,000		\$272,000
William A. Kerr Foundation	6	\$64,000		\$64,000
Williams Sonoma Foundation	2	\$1,933		\$1,933
Women's Foundation of California, The	11	\$255,460		\$255,460
Yen Family Charitable Foundation, The	1	\$1,000		\$1,000
Zale Foundation, MB & Edna	1	\$10,000		\$10,000
Zarrow Families Foundation	1	\$500		\$500
Zarrow Family Foundation, Maxine & Jack	1	\$1,500		\$1,500
Zarrow Foundation, Anne and Henry	2	\$155,000		\$155,000
<b>TOTAL</b>	<b>6032</b>	<b>\$202,312,772</b>	<b>\$36,381,934</b>	<b>\$238,694,706</b>

# METHODOLOGY & ACKNOWLEDGMENTS

## METHODOLOGY

We surveyed the 2016 grantmaking activity of nearly 1,000 philanthropic entities in search of LGBTQ funding. All types of foundations were surveyed—private, public, community and corporate—as well as nonprofit organizations with grantmaking programs. Information was obtained predominantly through self-reporting by grantmakers, as well as through a review of 990s and annual reports. This report includes all information received as of December 20, 2017.

Our overarching research goal was to ensure that the data we collected focused specifically on LGBTQ issues and organizations. Therefore, the data set does not include grants to organizations or projects that are generally inclusive of LGBTQ people unless they explicitly address an LGBTQ issue or population. For example, a women’s organization that awarded a grant to develop a sex education curriculum for girls, open and welcoming to all girls, including LGBTQ girls, would not have been included in the data. If that same organization was funded to provide sex education specifically to LGBTQ girls, it would have been included.

We have included all re-granting dollars in charts that rank individual grantmakers and in the appendix to accurately show the overall level of LGBTQ funding provided by each grantmaker, regardless of whether those dollars are provided in the form of direct grants or through an intermediary that then re-grants those dollars to other organizations and individuals. As a result, the charts that rank grantmakers and the appendix “double-count” re-granting when aggregated. However, for all other tabulations and charts, we have not included dollars awarded for the purpose of re-granting, so as to avoid double counting.

## ACKNOWLEDGMENTS

We are forever grateful to our members and the other philanthropic entities who generously shared data on their grantmaking for LGBTQ communities. We are especially appreciative to our friends at Funders Concerned About AIDS (FCAA)—John Barnes, Sarah Hamilton, Erika Baehr, and Caterina Girona—for sharing their LGBTQ-specific HIV/AIDS grantmaking data and for consistently being outstanding collaborative partners in our research efforts. A huge “thank you” is also due to Cindy Rizzo, who graciously proofread the 2016 Tracking Report.

## MISSION

Funders for LGBTQ Issues works to increase the scale and impact of philanthropic resources aimed at enhancing the well-being of lesbian, gay, bisexual, transgender and queer communities, promoting equity and advancing racial, economic and gender justice.

## BOARD OF DIRECTORS

### **Rebecca Fox, Chair**

Senior Program Officer, Wellspring Philanthropic Fund

### **Brandie Balken, Vice Chair**

Director of Programs, Gill Foundation

### **Kristine Stallone, Treasurer**

Vice President for Finance and Administration, American Jewish World Service

### **Beatriz “Bia” Vieira, Secretary**

California Program Director, Grantmakers Concerned for Immigrants and Refugees

### **Karina Claudio Betancourt**

Program Officer, Open Society Foundations

### **Alfredo Cruz**

Vice President of Programs & Special Initiatives, Foundation for Louisiana

### **Gabriel Foster**

Co-Founder and Director, Trans Justice Funding Project

### **Matthew “Matty” Hart**

Director, Global Philanthropy Project

### **Surina Khan**

Chief Executive Officer, The Women’s Foundation of California

### **Rickke Mananzala**

Director of Programs, Borealis Philanthropy

### **Jason McGill**

Co-Executive Director, Arcus Foundation

### **Rye Young**

Executive Director, Third Wave Fund

## STAFF

### **Ben Francisco Maulbeck**

President

### **Lyle Matthew Kan**

Director of Research and Communications

### **Marvin Webb**

Director of Finance and Administration

### **Kristina Wertz**

Director of Engagement

### **Rebecca Wisotsky**

Director of Philanthropic Outreach

### **Chantelle Fisher-Borne**

Project Director, Out in the South Initiative

### **Alexander Lee**

Project Director, Grantmakers United for Trans Communities

### **Andrew Wallace**

Research and Communications Associate

### **Luis Rey Ramirez**

Executive and Operations Assistant

## REPORT CREDITS

### **Authors**

Lyle Matthew Kan, Ben Francisco Maulbeck, and Andrew Wallace

### **Copy Editor**

Cindy Rizzo

### **Creative Director**

Lyle Matthew Kan

### **Graphic Designer**

Gabriel Lee

### **Lead Researcher**

Andrew Wallace

### **Researchers**

Eames Armstrong, Lyle Matthew Kan, Danilo Machado, Sarah Neddo, and Kristina Wertz

### © March 2018, FUNDERS FOR LGBTQ ISSUES

Permission is granted to reproduce this document in part or in its entirety, provided that Funders for LGBTQ Issues is cited as the source for all reproduced material.



FUNDERS FOR  
LGBTQ  
ISSUES

📍 45 West 36th Street, 8th Floor, New York, NY 10018 📞 (212) 475-2930 📠 (212) 475-2532  
🌐 [lgbtfunders.org](http://lgbtfunders.org) 🐦 [@lgbtfunders](https://twitter.com/lgbtfunders) 📘 [facebook.com/LGBTQFunders](https://facebook.com/LGBTQFunders)

