

2017

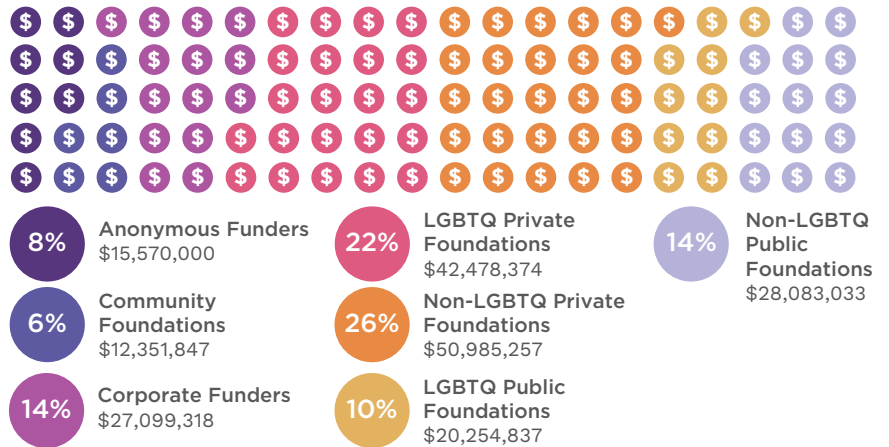
TRACKING REPORT

LGBTQ Grantmaking
by U.S. Foundations



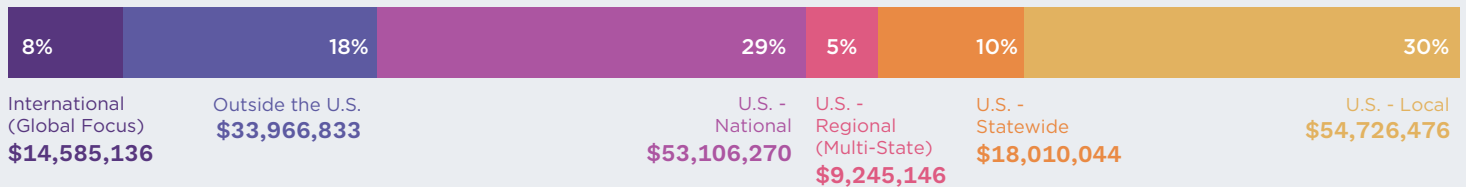
Sources of LGBTQ Grant Dollars, by Funder Type*

While foundation giving to LGBTQ issues (not including OneOrlando Fund) increased in 2017, this growth was not uniform across foundation types. Community foundations and corporate funders had the biggest increases in 2017.



Distribution of LGBTQ Grant Dollars, by Geographic Focus*

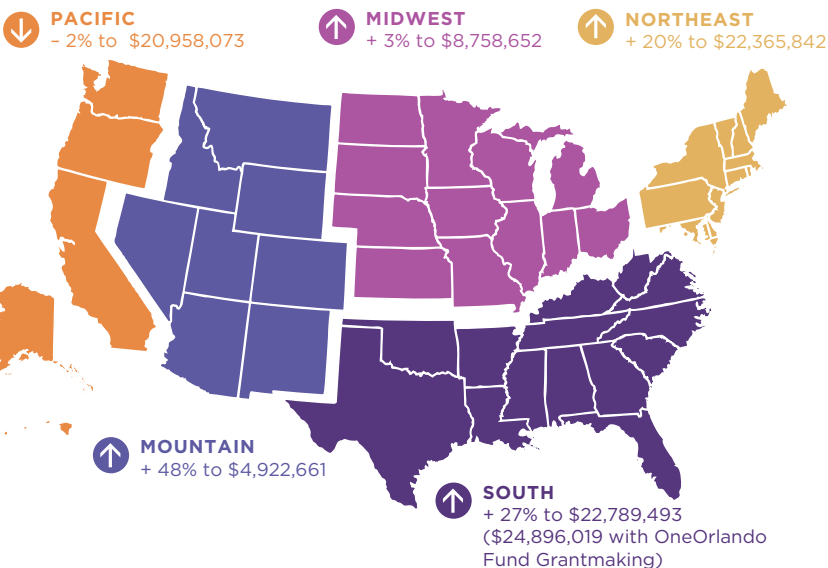
In 2017, approximately 73 percent of funding focused on LGBTQ communities in the United States, while approximately 26 percent focused on LGBTQ issues globally or outside the United States, excluding funding from OneOrlando.



*These sections exclude funding distributed by the OneOrlando Fund in 2017.

Local, State, and Regional Funding of LGBTQ Issues, by Regional Percentage Change

While the South received the largest share of grant dollars for the first time since we began tracking funding by region, with an increase of 27 percent, the region still receives less funding per LGBTQ adult than the Northeast and Pacific regions.



Notable Changes in 2017

Funding for Trans Communities

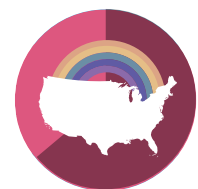


2017
\$22,564,755
2016
\$16,976,892

Funding for trans communities in the United States continued to increase, reaching a record high of \$22,564,755 in 2017 — a 33 percent increase from 2016.

The percentage of funding for domestic LGBTQ organizations decreased relative to funding to non-LGBTQ organizations, accounting for less than two-thirds of domestic funding.

Funding for LGBTQ Organizations



64%



INTRODUCTION

I am pleased to share with you the *2017 Tracking Report: Lesbian, Gay, Bisexual, Transgender, and Queer Grantmaking by U.S. Foundations*. This report captures foundation funding at a complicated moment, a year after we reported on the unprecedented philanthropic response to the Pulse Nightclub Massacre that propelled philanthropic support for LGBTQ issues to the highest level ever recorded, surpassing the \$200-million mark for the first time.

In 2017, 341 foundations awarded 6,297 grants totaling \$185.8 million in support of organizations and programs addressing lesbian, gay, bisexual, transgender, and queer issues. As expected, the more than \$30 million in funds distributed in direct response to Pulse was highly focused in both scope and timing. In 2016, the OneOrlando Fund awarded about \$30 million in direct support for approximately 300 survivors and families of victims of the massacre, and in 2017 the OneOrlando Fund gave out its remaining and final disbursements of \$2.1 million. **Despite the overall decrease, excluding OneOrlando Fund grantmaking in 2016 and 2017, funding for LGBTQ issues by U.S. foundations actually increased by \$10.8 million.**

Given the extraordinary nature of the giving of the OneOrlando Fund, and for consistency with the 2016 report, this year's report again presents data both including and excluding OneOrlando Fund funding, particularly in those cases where OneOrlando makes up a disproportionately large amount of a particular sub-category of funding.

Given the changing funding landscape and that several key funders have scaled back support of LGBTQ issues, it is remarkable that funding increased by six percent in 2017. It is also encouraging that funding for LGBTQ issues in the South and for transgender communities reached record-breaking highs in 2017.

As always, the picture painted by the *2017 Tracking Report* is a mixed one. For the second year in a row, the percentage of funding for domestic LGBTQ organizations decreased relative to funding to non-LGBTQ organizations, accounting for less than two-

thirds of domestic funding for the first time since we began tracking funding by organization type.

This year's report also sees significant shifts in both leading funders and leading grantees. Gilead Sciences climbed to the number three funder spot, awarding more than \$11 million for LGBTQ communities. Funders such as Tides and The California Endowment also saw sharp increases. On the grantee side, the top three recipients were the New York LGBT Center, the Human Rights Campaign Foundation, and African Men for Sexual Health and Rights — none of which were among the top 15 recipients in 2016. As committed and new LGBTQ funders work to respond to a challenging and complex climate both in the U.S. and abroad, diligent tracking of trends and gaps in LGBTQ funding is more important than ever.

As a caveat, remember that this report only includes funding from foundations and corporations — not from individual donors or government agencies — and as such only captures a portion of all giving to LGBTQ issues. Note that the global section of this year's report once again only provides a brief summary, since we provide more detailed information on funding for LGBTQ issues internationally and outside the U.S. in our Global Resources Report, our biennial report series produced in collaboration with the Global Philanthropy Project.

It is my hope that this report continues to prove useful to funders, nonprofit leaders, and other stakeholders in identifying trends, gaps, and opportunities for LGBTQ grantmaking. As with all of our research, our goal is to provide accurate and user-friendly data on LGBTQ funding, so as to advance our mission of increasing the scale and impact of LGBTQ philanthropy.

Take Care,



Ben Francisco Maulbeck
President, Funders for LGBTQ Issues



CONTENTS

OVERVIEW	5
Top Grantmakers	6
Top Grant Recipients	7
Special Update: The Philanthropic Response to the Pulse Tragedy	8
Sources of LGBTQ Funding	9
Geographic Focus	10
Type of Support	11
Population Focus	11
Strategies Funded	12
Issues Addressed	13
DOMESTIC FUNDING OF LGBTQ ISSUES	14
Local, State, and Regional Funding of LGBTQ Issues	16
Funding Per LGBT Adult	18
Special Update: Growth in Funding for LGBTQ Issues in the South	20
Issues Addressed in Domestic Funding	22
Domestic Population Focus	23
DOMESTIC FUNDING BY TYPE OF ORGANIZATION	27
LGBTQ Organizations vs. Non-LGBTQ Organizations	27
Breakdown of Domestic Funding for LGBTQ Organizations	28
Breakdown of Domestic Funding for Non-LGBTQ Organizations	30
GLOBAL FUNDING FOR LGBTQ ISSUES	32
Global LGBTQ Funding By Region and Issues Addressed	33
Global Funding by Location of Grantee	35
COMMUNITY FOUNDATION GRANTMAKING FOR LGBTQ ISSUES	37
CORPORATE GRANTMAKING FOR LGBTQ ISSUES	38
PRIVATE FOUNDATION GRANTMAKING FOR LGBTQ ISSUES	39
PUBLIC FUNDER GRANTMAKING FOR LGBTQ ISSUES	40
APPENDIX: 2016 LIST OF LGBTQ GRANTMAKERS IN THE U.S.	41
METHODOLOGY & ACKNOWLEDGMENTS	51

OVERVIEW

In 2017, United States-based foundations and corporations awarded 6,297 grants totaling \$185.8 million in support for organizations and programs addressing lesbian, gay, bisexual, transgender, and queer issues. While this represents a significant decrease of nearly \$17 million, or 8 percent from the \$202.3 million in LGBTQ funding reported in 2016, this decline is almost entirely attributable to the philanthropic response to the Pulse Nightclub Massacre. In the aftermath of the most deadly and violent attack on our community in history, nearly \$30 million dollars in direct support was distributed to survivors and the families of the victims through the OneOrlando Fund. As anticipated, this funding was highly focused in both scope and timing. In 2017, the OneOrlando Fund awarded a small fraction of what it awarded in 2016, with a second and final round of distributions to the survivors and families of the victims totalling \$2.1 million. **If we compare annual funding excluding OneOrlando Fund distributions, funding for LGBTQ increased by \$10.5 million, or 6 percent.** This rate of growth is similar to the growth we have reported in previous years.

In the *2016 Tracking Report*, we often reported two funding totals — one inclusive of OneOrlando Fund grantmaking and one excluding OneOrlando Fund grantmaking. For this Tracking Report, we have gone back to a single funding total, noting where necessary how OneOrlando Fund grantmaking significantly impacted a specific category (e.g., in local and statewide funding totals for the state of Florida).

The growth in funding that excludes OneOrlando Fund grantmaking was driven by several major funders significantly increasing their LGBTQ grantmaking. In particular, Gilead

Sciences increased its LGBTQ funding by more than 50 percent — awarding a total of \$11.7 million and rising to become the number three funder of LGBTQ issues. Several other corporate funders — ViiV Healthcare, Wells Fargo, and Google — all increased their LGBTQ funding by \$1 million or more, buoying an overall increase in corporate funding.

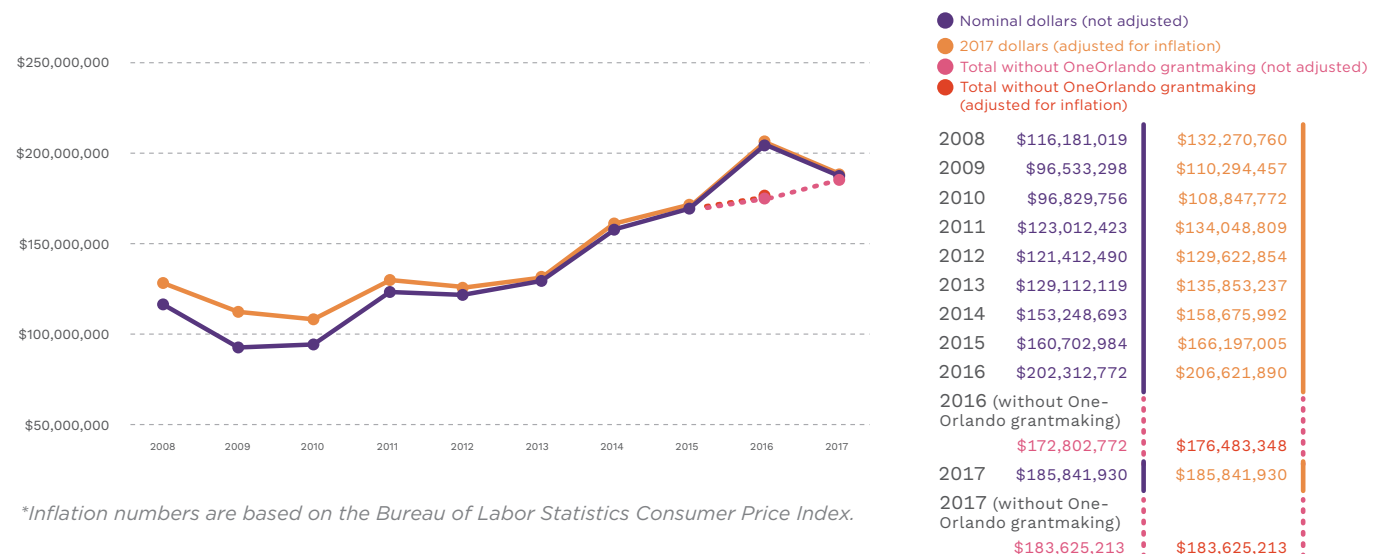
Several leading funders of LGBTQ issues also saw large increases in their LGBTQ funding. In particular, Foundation for a Just Society nearly doubled its LGBTQ grantmaking to \$4.6 million. The California Endowment increased its LGBTQ funding by 73 percent, to nearly \$3.8 million. Alphawood more than tripled its LGBTQ funding, exceeding \$1.6 million and joining the top 20 funders of LGBTQ issues.

LGBTQ funding from mainstream community foundations grew by \$5.5 million, an 80 percent increase buoyed in particular by \$2.7 million in giving from the California Community Foundation. Several public foundations and intermediaries also saw increases in their LGBTQ funding in 2017, particularly Tides, Astraea Lesbian Foundation for Justice, and Borealis Philanthropy.

On the other hand, eight major LGBTQ funders decreased their support by \$500,000 or more — for a total decrease in resources of more than \$22 million. Without these losses, the net increase in LGBTQ funding would have been much higher. For several years, the list of top LGBTQ funders was fairly consistent from year to year, but it is now in a period of significant flux, with some funders scaling back support while others increase funding — and with new funders joining the movement to strengthen LGBTQ communities.

Total Annual LGBTQ Grant Dollars, 2008-2017

Not counting funding related to the 2016 Pulse nightclub tragedy, foundation funding for LGBTQ issues totaled \$183.7 million in 2017, at a modest rate of growth of 6 percent.



*Inflation numbers are based on the Bureau of Labor Statistics Consumer Price Index.

TOP GRANTMAKERS

In 2017, the top ten funders of LGBTQ issues awarded nearly \$86.2 million, accounting for 43 percent of all funding for LGBTQ issues from U.S.-based foundations. While this does represent a decrease of \$48.3 million from 2016, if we exclude the nearly \$40 million¹ in funding directly attributed to the 2016 Pulse Nightclub massacre reported in 2016 — funding from the top ten funders increased slightly, by \$1.2 million from 2016.

The top twenty funders awarded \$117 million, accounting for 59 percent of the year's total. Seven of the top twenty foundations were LGBTQ-specific funders, down from nine in 2016. In 2017, the top twenty list was comprised of six public foundations, ten private foundations, and four corporate funders.

TOP 20 FUNDERS OF LGBTQ ISSUES, BY TOTAL DOLLAR AMOUNT^{2,3}

1 Arcus Foundation \$17,006,755 New York, NY	11 Foundation for a Just Society \$4,640,000 New York, NY
2 Ford Foundation \$12,445,000 New York, NY	12 H. van Ameringen Foundation \$4,349,500 New York, NY
3 Gilead Sciences \$11,730,648 Foster City, CA	13 The California Endowment \$3,780,111 New York, NY
4 Gill Foundation \$9,520,007 Denver, CO	14 Wells Fargo \$3,339,971 San Francisco, CA
5 Open Society Foundations \$7,769,598 New York, NY	15 Borealis Philanthropy \$3,181,800 Minneapolis, MN
6 Tides Foundation \$7,596,762 San Francisco, CA	16 ViiV Healthcare \$2,982,325 Research Triangle Park, NC
7 Astraea Lesbian Foundation for Justice \$5,168,495 New York, NY	17 California Community Foundation \$2,778,807 Los Angeles, CA
8 Evelyn and Walter Haas Jr. Fund \$5,038,200 San Francisco, CA	18 Strengthen Orlando — OneOrlando Fund \$2,106,526 Orlando, FL
9 Elton John AIDS Foundation \$4,966,500 New York, NY	19 American Jewish World Service \$1,984,369 New York, NY
10 M.A.C. AIDS Fund \$4,963,389 New York, NY	20 Alphawood Foundation \$1,686,500 Chicago, IL

TOP 10 FUNDERS OF LGBTQ ISSUES, BY NUMBER OF GRANTS

1 Pride Foundation Seattle, WA	348
2 Horizons Foundation San Francisco, CA	324
2 Strengthen Orlando - OneOrlando Fund Orlando, FL	302
4 Astraea Lesbian Foundation for Justice New York, NY	246
5 Our Fund Wilton Manors, FL	241
6 Tides Foundation San Francisco, CA	180
7 Borealis Philanthropy New York, NY	172
8 Wells Fargo San Francisco, CA	161
8 Trans Justice Funding Project New York, NY	154
10 Arcus Foundation New York, NY	147

¹This \$40 million total includes \$29,510,000 in funding awarded through the OneOrlando fund as well as \$9,445,045 awarded through the Equality Florida Institute in direct response to the Pulse Nightclub tragedy in 2016.

²In contrast to other sections of this report, this list of top funders includes dollars awarded for re-granting, so as to capture the full amount of funding flowing from (or through) each funder.

³In 2017, anonymous funders awarded a total of \$15,570,000. If the anonymous funders appeared in the top twenty list as a single funder, they would rank as the number two U.S.-based foundation funder of LGBTQ issues.

TOP GRANT RECIPIENTS

In 2017, the top 20 recipients of LGBTQ funding received a total of \$40.4 million, accounting for 22 percent of all LGBTQ dollars granted in 2017.

Nineteen of the top 20 grantees in 2017 are nonprofit organizations focused specifically on LGBTQ issues. The Southern AIDS Coalition, an advocacy coalition committed fighting AIDS in the U.S. South, was funded for work related to HIV/AIDS in the LGBTQ community. Eighteen of the 20 grant receipts are headquartered in the United States, with seven in California, five in New York City, and three in Washington, DC. Two top grantees are based outside the United States - AMSHER in South Africa and ISDAO in Kenya.

TOP 20 GRANTEEES OF FOUNDATION FUNDING FOR LGBTQ ISSUES (EXCLUDES GRANT DOLLARS INTENDED FOR RE-GRANTING)⁴

<p>1 New York LGBT Center \$3,465,902 New York, NY</p>	<p>11 National Center for Lesbian Rights (NCLR) \$1,721,788 San Francisco, CA</p>
<p>2 Human Rights Campaign (HRC) \$3,140,026 Washington, DC</p>	<p>12 Equality California Institute \$1,639,850 Los Angeles, CA</p>
<p>3 African Men for Sexual Health and Rights (AMSHER) \$3,000,000 Johannesburg, South Africa</p>	<p>13 Los Angeles LGBT Center \$1,601,192 Los Angeles, CA</p>
<p>4 Transgender Law Center \$2,868,351 Oakland, CA</p>	<p>14 Initiative Sankofa d’Afrique de l’Ouest (ISDAO) \$1,500,000 Nairobi, Kenya</p>
<p>5 Genders & Sexualities Alliance Network \$2,848,955 Oakland, CA</p>	<p>15 Equality Federation Institute \$1,443,500 Portland, OR</p>
<p>6 All Out \$2,630,000 New York, NY</p>	<p>16 Movement Advancement Project (MAP) \$1,430,750 Denver, CO</p>
<p>7 Astraea Lesbian Foundation for Justice \$2,200,505 New York, NY</p>	<p>17 LGBTQ Victory Institute \$1,397,612 Washington, DC</p>
<p>8 University of California Los Angeles (UCLA) - Williams Institute \$1,926,400 Los Angeles, CA</p>	<p>18 New York City Anti-Violence Project (AVP) \$1,372,000 New York, NY</p>
<p>9 Southern AIDS Coalition \$1,816,219 Atlanta, GA</p>	<p>19 Lambda Legal Defense & Education Fund \$1,371,655 New York, NY</p>
<p>10 Funders for LGBTQ Issues \$1,775,500 New York, NY</p>	<p>20 National LGBTQ Task Force \$1,320,510 Washington, DC</p>

⁴In 2017, multiple anonymous grantees received a total of \$6,414,363. This total includes individuals who received direct financial support in the form of scholarships or other direct financial assistance. If these anonymous grantees were to appear as a single entity on the top twenty list they would rank as the number one grant recipient of LGBTQ Funding.

SPECIAL UPDATE

THE PHILANTHROPIC RESPONSE TO THE PULSE TRAGEDY

On June 12, 2016, a gunman attacked the Pulse Nightclub, a gay club in Orlando, Florida, taking 49 lives, wounding 68 others, and forever changing the lives of countless more. It was Latin night, and the majority of victims and survivors were LGBTQ and Latinx.

More than \$30 million was raised in response to the tragedy, the largest fundraising effort in history for a cause related to LGBTQ communities. Last year's 2016 Tracking Report provided a detailed report on the various philanthropic and government initiatives deployed in the aftermath of the tragedy. That year, the **OneOrlando Fund** provided \$29.5 million in direct financial support for approximately 300 hundred survivors and families of victims of the shooting. This direct assistance was tightly focused in both scope and time, but constituted a full 15 percent of the year's total LGBTQ funding. As such, at several places in last year's report, we showed funding data both including and excluding OneOrlando Fund funding, so as to offer figures that were inclusive of the full scope of the year's giving but also that showed trends and comparisons with giving from other years.

While the vast majority of dollars related to the Pulse tragedy were given out in 2016, the philanthropic response continued in 2017 and beyond. The OneOrlando Fund distributed an additional \$2 million to survivors and families of victims. For consistency with last year's report,

this year's report shows figures both including and excluding OneOrlando Fund distributions in those cases where they make up a disproportionate share of a specific subcategory of funding.

Several other philanthropic initiatives awarded funding in 2017, particularly those seeking to address the long-term effects of the shooting — and the long-standing inequities that the tragedy brought to light. **The Better Together Fund** of the **Central Florida Foundation** awarded \$406,054 for mental health and other social services, and to foster increased awareness and understanding across differences. **The Contigo Fund**, housed at **OurFund Foundation**, provided \$614,824 for efforts to heal, educate and empower communities most affected by the tragedy and build bridges connecting all of Central Florida's diverse community groups.

The continuing needs and ongoing philanthropic efforts in response to the Pulse massacre are a demonstration of the long-term nature of the challenges presented by disasters and mass tragedies. While the bulk of funding related to Pulse was raised and awarded in the first six months of the tragedy, the philanthropic work in Central Florida's LGBTQ and Latinx communities carries on — with fewer resources but also with potential not only for healing but for fostering lasting change.

SOURCES OF LGBTQ FUNDING

While foundation giving to LGBTQ issues (exclusive of OneOrlando Fund grantmaking) increased in 2017, this growth was not uniform across foundation types, and some foundation categories decreased their LGBTQ grant making in 2017.

Community Foundation giving saw the greatest increase, nearly doubling between 2016 and 2017 to account for 6 percent of all funding in 2017. This increase reflects the greater representation of community foundations in this report as well as significant growth in donor advised giving for LGBTQ issues reported at several institutions.

Corporate funding for LGBTQ issues also increased by \$6.6 million, or 33 percent, to account for 14 percent of all giving in 2017. This rise was driven by substantial increases from Gilead Sciences and ViiV Healthcare for HIV/AIDS work in LGBTQ communities.

Anonymous foundations decreased funding by over 40 percent from a high of over \$27 million in 2016 when anonymous foundations accounted for 11 percent of funding for LGBTQ Issues. Excluding funding from the OneOrlando Fund, the LGBTQ public foundations also decreased, falling by \$4 million from 2016 to a three year low of \$20.2 million, or 10 percent of funding for LGBTQ issues. This is due in large part to the end of the Weiland Bequest giving, which was administered by Pride Foundation. Giving from the Weiland Bequest typically accounted for \$4-\$5 million a year for the last eight years.

Sources of LGBTQ Grant Dollars by Funder Type⁵

2017	2016	2017	2016
8%	14%	Anonymous Funders \$15,570,000 8%	\$27,013,706 14%
6%	4%	Community Foundations \$12,351,847 6%	\$6,853,988 4%
14%	11%	Corporate Funders \$27,099,318 14%	\$20,449,310 11%
22%	24%	LGBTQ Private Foundations \$42,478,374 22%	\$41,817,405 22%
26%	22%	Non-LGBTQ Private Foundations \$50,985,257 26%	\$46,582,150 24%
10%	12%	LGBTQ Public Foundations \$20,254,837 10%	\$24,146,411 12%
14%	14%	\$20,144,646 (including OneOrlando Fund)	\$33,591,456 (including OneOrlando Fund)
		Non-LGBTQ Public Foundations \$28,083,033 14%	\$27,410,044 14%
		\$30,189,559 (including OneOrlando Fund)	\$56,920,044 (including OneOrlando Fund)
		Total \$196,822,666	\$194,273,013
		\$198,929,192 (including OneOrlando Fund)	\$202,212,772 (including OneOrlando Fund)

⁵ In contrast to other sections of this report, this chart includes dollars awarded for re-granting, so as to capture the full amount of funding flowing from (or through) each type of funder.

GEOGRAPHIC FOCUS

In 2017, approximately 73 percent of funding focused on LGBTQ communities in the United States while approximately 26 percent focused on LGBTQ issues globally, or outside the United States.

Funding for LGBTQ communities in the United States totaled \$134.8 million in 2017. The majority of the domestic funding focused on work at the local level — totaling \$54.7 million, an increase of 14 percent from the \$47.5 million reported in 2016, and accounting for 30 percent of all funding in 2017. Funding for work that was national in scope decreased by more than \$500,000 but accounted for a similarly large share of domestic funding at 29 percent. Support for work at the state and regional level also remained relatively consistent in their share of funding, accounting for 10 and 5 percent of all funding, respectively.

Distribution of LGBTQ Grant Dollars by Geographic Focus

2017	2016	2017	2016
8%	9%	International (Global Focus) \$14,585,136 8%	\$14,696,231 9%
18%	18%	Outside the U.S. \$33,966,833 18%	\$30,816,851 18%
29%	31%	U.S. — National \$53,106,270 29%	\$53,884,827 31%
5%	4%	U.S. — Regional (Multi-State) \$9,245,146 5%	\$6,060,245 4%
10%	11%	U.S. — Statewide \$18,010,044 10%	\$19,808,569 11%
30%	28%	U.S. — Local \$54,726,476 30%	\$47,536,049 28%
		\$56,833,002 (including OneOrlando Fund)	\$77,046,049 (including OneOrlando Fund)
		Total \$183,350,213	Total \$172,802,772
		\$185,841,930 (including OneOrlando Fund)	\$202,212,772 (including OneOrlando Fund)

TYPE OF SUPPORT

Consistent with established trends, funding for program or project specific support was the most common type of support in 2017, decreasing by 3 percent from 2016 but still accounting for 46 percent of all funding.

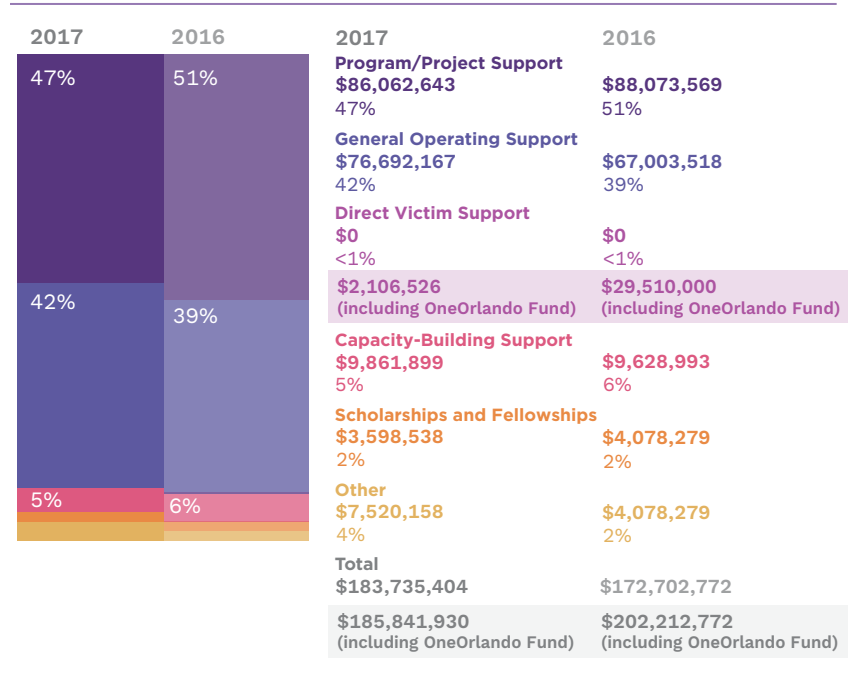
Funding for general operating support increased by 14 percent or nearly \$10 million dollars to account for 42 percent of all funding, a record for this category.

Funding for direct victim support decreased substantially as distributions from the OneOrlando Fund to survivors and families of victims of the Pulse Nightclub tragedy were mostly disbursed in 2016.

Funding for capacity building remained level while scholarship and fellowship support declined slightly.

The 'other' category captures other types of funding, including: capital support, corporate matching gifts, emergency funding, endowment support, matching grants, prizes and awards, seed funding, sponsorships, as well as funds awarded to international intermediaries for the the purposes of regranting.

Distribution of LGBTQ Grant Dollars by Type of Support




POPULATION FOCUS

Consistent with previous reporting, the vast majority of LGBTQ grants in 2017, over \$142.6 million or 73% of funding, targeted the LGBTQ community broadly. The data below looks at grants that specifically supported one segment of the LGBTQ community.

Trans funding increased by over 40 percent from a record high of \$22.4 million in 2016 to over \$32 million on 2017, to account for 17 percent of funding for LGBTQ issues. Funding for lesbians and queer women, bisexuals, and intersex people also saw modest increases in 2017.

Distribution of LGBTQ Grant Dollars by Sexual Orientation, Gender Identity, and Sex Characteristics



STRATEGIES FUNDED

Consistent with previous years, advocacy was again the most funded strategy in 2017, with 42 percent of LGBTQ funding supporting advocacy work.

In 2016, the victim support category was added to capture the nearly \$30 million in funding to support the families of victims and survivors of the Pulse Nightclub Massacre in Orlando. In 2017, the OneOrlando Fund awarded an additional \$2.1 million in direct victim support to families of victims and survivors.

Detailed Breakdown of Strategies Funded

Strategy	2017 Funding	%	2016 Funding	%
Advocacy	\$78,471,664	42%	\$77,999,796	39%
Advocacy (General)	\$42,945,661	23%	\$39,631,010	20%
Community Organizing	\$16,094,242	9%	\$12,447,844	6%
Intergovernmental Advocacy	\$0	<1%	\$5,000	<1%
Litigation	\$9,189,784	5%	\$11,476,421	6%
Public Education	\$10,241,977	6%	\$14,439,522	7%
Capacity-Building and Training	\$22,259,175	12%	\$23,429,941	11%
Conferences/Seminars/Travel Grants	\$2,233,137	1%	\$1,865,648	1%
Leadership Development	\$6,054,590	3%	\$8,451,762	4%
Organizational Capacity Building	\$10,066,003	5%	\$8,142,294	4%
Training/Technical Assistance	\$3,905,445	2%	\$4,970,237	2%
Culture and Media	\$11,813,008	6%	\$9,607,592	5%
Culture	\$8,768,676	5%	\$7,363,164	4%
Electronic Media/Online Services	\$593,502	<1%	\$749,640	<1%
Film/Video/Radio	\$2,450,830	1%	\$1,494,788	1%
Direct Service	\$31,978,458	17%	\$30,864,852	15%
Philanthropy and Fundraising	\$20,590,368	11%	\$14,119,724	7%
Fundraising Event	\$1,198,854	1%	\$1,166,645	1%
Matching Grant	\$25,000	<1%	\$10,250	<1%
Philanthropy	\$19,366,515	10%	\$12,942,830	6%
Research	\$11,392,823	6%	\$11,155,615	6%
Victim Support	\$2,106,526	1%	\$29,510,000	15%
Other	\$7,430,320	4%	\$5,625,252	3%
Multi-Strategy	\$6,941,376	4%	\$5,118,891	3%
Other	\$488,944	<1%	\$506,361	<1%
Total	\$185,841,930		\$202,312,772	

ISSUES ADDRESSED

Civil and human rights issues continued to receive the largest share of funding in 2017, accounting for nearly half of all LGBTQ funding. Funding for health and wellbeing increased to nearly 20 percent, driven largely by funding for HIV/AIDS.

Funding for issues related to violence, homophobia, and transphobia declined sharply, due to the sharp increase of funding reported in 2016 related to the Pulse Nightclub Massacre in Orlando.

Breakdown of Issues Addressed

Issue	2017 Funding	%	2016 Funding	%
Civil and Human Rights	\$85,774,320	46%	\$89,502,347	44%
Health and Wellbeing	\$35,943,783	19%	\$30,985,113	15%
Strengthening Communities, Families, and Visibility	\$30,763,787	17%	\$28,405,924	14%
Education and Safe Schools	\$8,815,516	5%	\$6,132,996	3%
Violence, Homophobia, and Transphobia	\$6,673,023	4%	\$31,900,337	16%
Economic Issues	\$6,629,890	4%	\$6,216,616	3%
Other Issues	\$11,432,022	6%	\$9,169,439	5%
Total	\$185,841,930		\$202,312,772	

DOMESTIC FUNDING OF LGBTQ ISSUES

In 2017, funding for LGBTQ issues in the United States totaled, \$137 million - down slightly from last year's record high of \$157.1 million that included nearly \$30 million in direct victim support for those affected by the Pulse Nightclub Massacre. With dollars for re-granting included, total domestic funding was \$146.5 million in 2017.

Local and statewide funding also dipped slightly for the same reason, totaling \$83.9 million. Down from the record high of \$102.9 million in 2016, but higher than the \$73.4 million in 2016 without OneOrlando Fund grantmaking.

TOP 10 DOMESTIC FUNDERS⁶

- 1 Gilead Sciences**
\$10,097,801
Foster City, CA
- 2 Arcus Foundation**
\$9,729,000
New York, NY
- 3 Gill Foundation**
\$9,520,007
Denver, CO
- 4 Evelyn & Walter Haas, Jr. Fund**
\$5,038,200
San Francisco, CA
- 5 Ford Foundation**
\$5,030,000
New York, NY
- 6 H. van Ameringen Foundation**
\$4,319,500
New York, NY
- 7 Elton John AIDS Foundation**
\$4,080,500
New York, NY
- 8 The California Endowment**
\$3,775,111
Los Angeles, CA
- 9 Tides Foundation**
\$3,508,122
San Francisco, CA
- 10 Wells Fargo**
\$3,214,971
San Francisco, CA

TOP 10 DOMESTIC GRANTEES⁷

- 1 New York LGBT Center**
\$3,465,902
New York, NY
- 2 Human Rights Campaign (HRC) Foundation**
\$3,080,026
Washington, DC
- 3 Transgender Law Center**
\$2,868,351
Oakland, CA
- 4 Genders & Sexualities Alliance Network**
\$2,848,955
Oakland, CA
- 5 Southern AIDS Coalition**
\$1,816,219
Atlanta, GA
- 6 Funders for LGBTQ Issues**
\$1,775,500
New York, NY
- 7 National Center for Lesbian Rights (NCLR)**
\$1,721,788
San Francisco, CA
- 8 Equality California Institute**
\$1,639,850
Los Angeles, CA
- 9 Los Angeles LGBT Center**
\$1,601,192
Los Angeles, CA
- 10 Equality Federation Institute**
\$1,443,500
Portland, OR

⁶In 2017, anonymous funders awarded a total of \$9,210,000 to support LGBTQ issues in the United States. If the anonymous funders appeared in the top ten list as a single funder, they would rank as the number four funder of LGBTQ issues domestically.

⁷In 2017, multiple anonymous grantees received a total of \$4,901,944 for work benefiting LGBTQ communities in the United States. This includes the individuals who received victim support in the aftermath of the Pulse Nightclub Massacre in Orlando. If the multiple anonymous grantees appeared in the top twenty list as a single grantee, they would rank as the number one grant recipient of domestic LGBTQ funding.

TOP 10 FUNDERS OF LOCAL AND STATE-LEVEL WORK

- 1 Gilead Sciences**
\$5,646,283
Foster City, CA
- 2 Gill Foundation**
\$4,276,007
Denver, CO
- 3 The California Endowment**
\$3,772,111
Los Angeles, CA
- 4 Arcus Foundation**
\$3,433,000
New York, NY
- 5 Elton John AIDS Foundation**
\$3,198,000
New York, NY
- 6 Tides Foundation**
\$2,483,622
San Francisco, CA
- 7 H. van Ameringen Foundation**
\$2,380,000
New York, NY
- 8 Borealis Philanthropy**
\$2,357,250
Minneapolis, MN
- 9 ViiV Healthcare**
\$2,188,732
Research Triangle, NC
- 10 Strengthen Orlando — OneOrlando Fund**
\$2,106,526
Orlando, FL

TOP 10 LOCAL AND STATE-LEVEL GRANTEES⁸

- 1 New York LGBT Center**
\$3,465,902
New York, NY
- 2 Southern AIDS Coalition**
\$1,816,219
Atlanta, GA
- 3 Equality California Institute**
\$1,639,850
Los Angeles, CA
- 4 Los Angeles LGBT Center**
\$1,586,192
Los Angeles, CA
- 5 Freedom for All Americans**
\$1,190,000
Washington, DC
- 6 Pride Foundation**
\$1,119,638
Seattle, WA
- 7 Desert AIDS Project**
\$1,084,775
Palm Springs, CA
- 8 Hetrick-Martin Institute (HMI)**
\$1,017,672
New York, NY
- 9 Genders & Sexualities Alliance Network**
\$1,009,955
Oakland, CA
- 10 Women With A Vision**
\$979,559
New Orleans, LA

⁸In 2017, multiple anonymous grantees received a total of \$3,598,271 for the benefit of local and state-wide LGBTQ communities. This includes the individuals who received victim support in the aftermath of the Pulse Nightclub Massacre in Orlando. If the multiple anonymous grantees appeared in the top ten list as a single grantee, they would rank as the number one grant recipient of local and state-level funding.

LOCAL, STATE, AND REGIONAL FUNDING OF LGBTQ ISSUES

Funding for local, statewide, and regional LGBTQ work in the United States totaled \$84 million in 2017, down for the record high of \$102.9 million in 2016. That record high was made possible by the OneOrlando Fund giving. Without OneOrlando Fund grantmaking, the total was \$73.4 million 2016 and \$81.9 million in 2017.

The South received the largest share of grant dollars for the first time since we began tracking funding by region. The South received \$22.7 million in funding — \$24.8 million if you include final disbursements from the OneOrlando Fund for the survivors and the families of the victims of the Pulse Nightclub Massacre — representing a 27 percent increase in funding.

The Northwest region received the second largest share of grant dollars with \$22.4 million in funding, representing a 20 percent increase in funding. Meanwhile **the Pacific** region saw a 3 percent decrease in funding, with \$21 million in 2017. **The Midwest** posted a modest three percent increase with \$8.8 million in funding. Meanwhile, **the Mountain** region saw the biggest percentage increase, 48 percent, but received the smallest share of grant dollars at just \$4.9 million.

In 2017, funding for **Puerto Rico** increased by 75 percent to \$341,644. There was also \$1.8 million awarded for local or regional work that cut across regions or was otherwise anonymous.

California and **New York** were once again the top funded states in 2017, at \$16.4 million and \$15.7 million respectively. This represents a slight dip for California and a record high for New York. With a \$4.8 million increase in funding in 2017, New York experienced the most significant increase in local and statewide funding. If you exclude OneOrlando Fund grantmaking, California and New York were the only states to receive more than \$5 million in funding. **Florida, Georgia, Illinois,** and **Texas** all received more than \$2.5 million in funding.

In 2017, 28 states saw an increase in local and statewide funding while 22 states and the District of Columbia experienced a decrease. Eighteen states and the District of Columbia received more than \$1 million in LGBTQ funding, up from 14 in 2016. No state that received more than \$1 million in funding in 2016 dropped below that level. The states joining the “million dollar club” in 2017 included returning states **Colorado** and **Ohio** and first-timers **Arizona** and **New Mexico**.

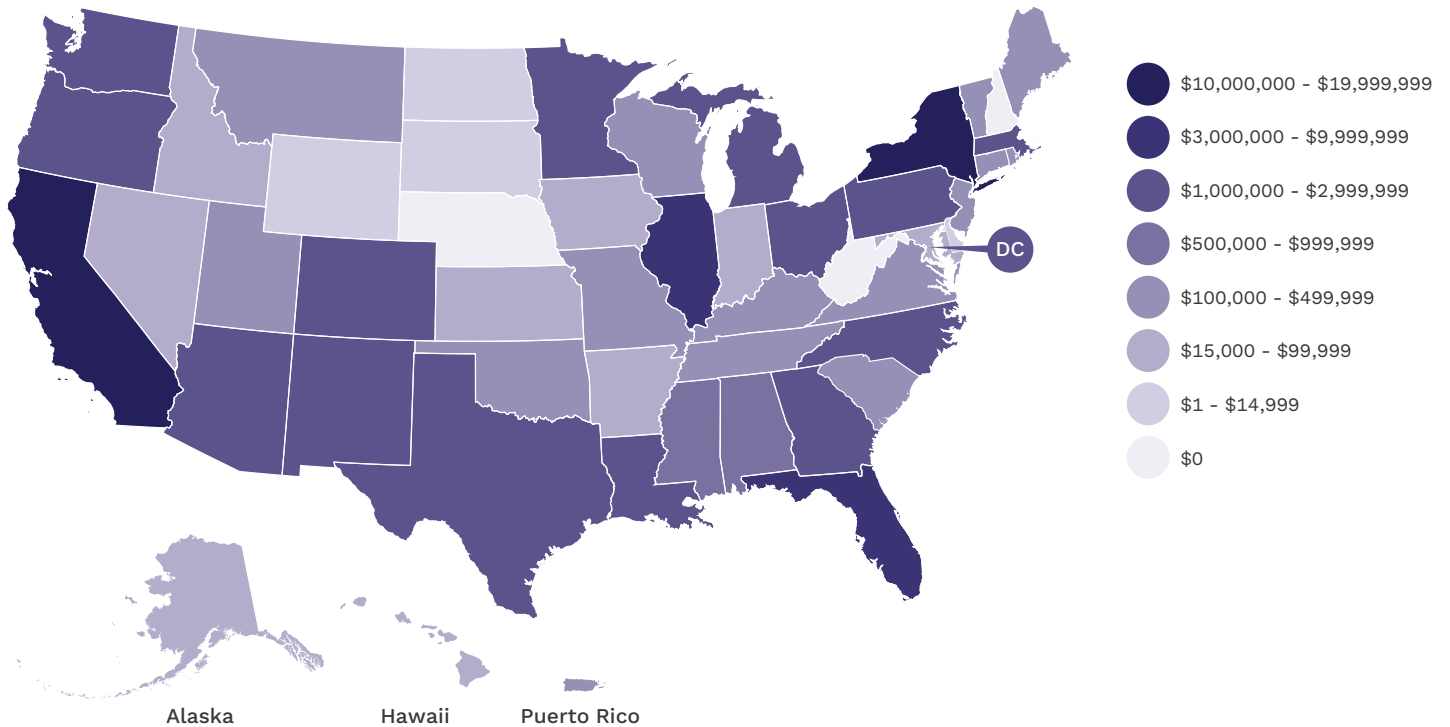
Most of the decreases were moderate, with only 5 states and the District of Columbia seeing decreases of \$250,000 or more. **Washington** — the state to experience the biggest decrease in 2017 — was the only state to witness a decrease of more than \$500,000.

There were three states where we could not identify any LGBTQ funding in 2017: **Nebraska, New Hampshire,** and **West Virginia**.

Local, State, and Regional LGBTQ Funding, By Region

Region	2017	2016	Percent Change
Midwest	\$8,758,652	\$8,483,928	▲ 3%
Mountain	\$4,922,661	\$3,321,748	▲ 48%
Northeast	\$22,365,842	\$18,630,833	▲ 20%
Pacific	\$20,958,073	\$21,341,571	▼ 2%
South	\$22,789,493 (\$24,896,019 with OneOrlando Fund Grantmaking)	\$17,882,284 (\$47,392,284 with OneOrlando Fund Grantmaking)	▲ 27%
U.S. Territories (Puerto Rico)	\$341,644	\$195,000	▲ 75%
Multi-Region/Unspecified	\$1,845,300	\$3,548,000	▼ 48%
Total	\$81,981,666 (\$84,088,192 with OneOrlando Fund Grantmaking)	\$73,404,863 (\$102,914,863 with OneOrlando Fund Grantmaking)	▲ 11%

Local, State, and Regional Funding of LGBTQ Issues, by State (Density Map)



Midwest	\$8,758,652
Illinois	\$3,182,681
Indiana	\$40,920
Iowa	\$22,975
Kansas	\$25,000
Michigan	\$1,168,242
Minnesota	\$1,758,361
Missouri	\$349,525
Nebraska	\$-
North Dakota	\$2,500
Ohio	\$1,286,148
South Dakota	\$25,800
Wisconsin	\$392,000
Midwest Region (General)	\$504,500
Mountain	\$4,922,661
Arizona	\$1,740,003
Colorado	\$1,188,375
Idaho	\$53,650
Montana	\$320,538
Nevada	\$19,600
New Mexico	\$1,227,050
Utah	\$364,945
Wyoming	\$8,500
Mountain Region (General)	\$10,000

Northeast	\$22,365,842
Connecticut	\$108,205
Delaware	\$10,000
District of Columbia	\$1,422,093
Maine	\$171,100
Maryland	\$858,972
Massachusetts	\$1,615,174
New Hampshire	\$-
New Jersey	\$78,700
New York	\$15,739,488
Pennsylvania	\$1,088,225
Rhode Island	\$249,052
Vermont	\$210,458
Northeast Region (General)	\$814,375
Pacific	\$20,958,073
Alaska	\$73,500
California	\$16,441,044
Hawaii	\$74,666
Oregon	\$1,825,265
Washington	\$1,105,721
Pacific Region (General)	\$1,437,877
U.S. Territories	\$341,644
Puerto Rico	\$341,644
Multi-Regional / Unspecified	\$1,845,300

South (Including OneOrlando Fund)	\$24,896,019
South (Not Including OneOrlando Fund)	\$22,789,493
Alabama	\$624,832
Arkansas	\$15,500
Florida*	\$4,759,082
Florida (with OneOrlando Fund Grantmaking)	\$6,865,608
Georgia	\$2,573,326
Kentucky	\$185,714
Louisiana	\$1,634,888
Mississippi	\$696,300
North Carolina	\$1,567,957
Oklahoma	\$282,729
South Carolina	\$380,466
Tennessee	\$479,300
Texas	\$2,623,766
Virginia	\$277,240
West Virginia	\$-
South Region (General)	\$6,688,394
Total	\$81,981,666
Total (with OneOrlando Fund Grantmaking)	\$84,088,192

FUNDING PER LGBT ADULT

Our metric of GDQ, or “Grant Dollars per Queer,” analyzes the total local and statewide LGBTQ grant dollars awarded per state or region divided by the estimated number of adults in said state or region who identify as lesbian, gay, bisexual, or transgender. The goal of the GDQ is to assess the level of funding for each state relative to its population.

In 2016, the overall GDQ decreased slightly to \$7.36, partially on account of more LGBT adults coming out in the Gallup surveys and a subsequent increase in the estimated number of LGBT adults in the United States.

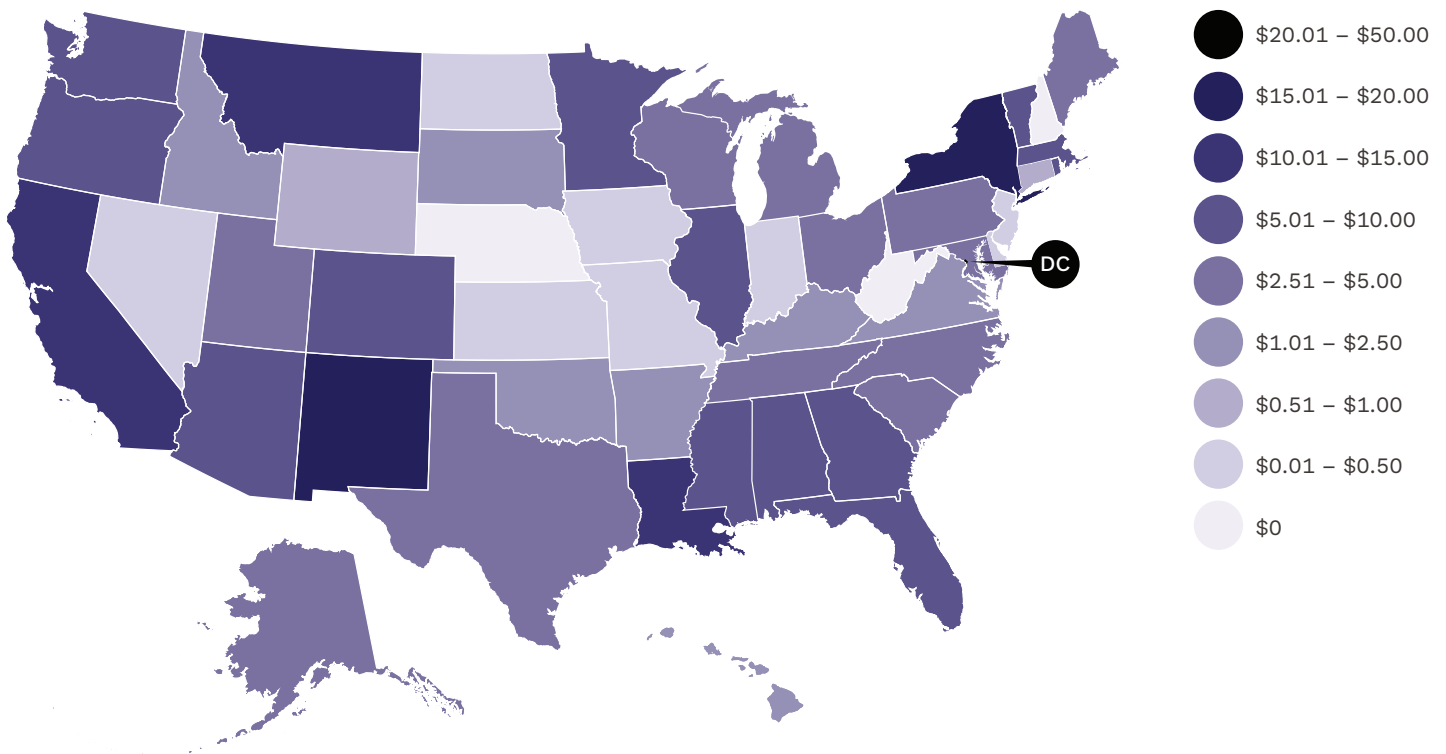
Despite the increase in LGBT adults and the decrease in the overall GDQ, both the average GDQ and the median GDQ increased. In 2017, the average GDQ for states and the District of Columbia was \$4.77, up from \$4.68 in 2016. In 2017, the median GDQ for the 50 states and the District of Columbia was \$3.21, up from \$2.92 in 2016.

In 2017, 27 states saw their GDQ increase, while the other 23 states and the District of Columbia witnessed a decrease in GDQ. **New Mexico** had the largest increase, with a \$6.79 increase, while the **District of Columbia** had the biggest decrease, with a \$11.20 decrease.

The **District of Columbia**, **New York**, and **New Mexico** had the three highest GDQs, in that order. They join **California**, **Louisiana**, and **Montana** as the only six states with GDQ’s over \$10.

While the South has become the most funded region, it still has a much lower GDQ than the Pacific or Northeast, at \$6.25 compared to \$9.60 and \$9.48, respectively. The Midwest has the lowest GDQ at \$4.09. It is the lowest GDQ for any region in last three years.

LGBTQ Funding per LGBT Adult, by State



LGBTQ Funding per LGBT Adult, by State

Midwest	\$4.09	South	\$6.25
Illinois	\$7.49	South (with OneOrlando Fund Grantmaking)	\$6.38
Indiana	\$0.18	Alabama	\$5.31
Iowa	\$0.26	Arkansas	\$0.20
Kansas	\$0.34	Florida	\$6.06
Michigan	\$3.73	Florida (with OneOrlando Fund Grantmaking)	\$8.74
Minnesota	\$9.95	Georgia	\$7.14
Missouri	\$1.94	Kentucky	\$1.58
Nebraska	\$-	Louisiana	\$11.76
North Dakota	\$0.16	Mississippi	\$8.72
Ohio	\$3.29	North Carolina	\$4.85
South Dakota	\$1.29	Oklahoma	\$2.49
Wisconsin	\$2.27	South Carolina	\$2.73
Mountain	\$6.06	Tennessee	\$2.60
Arizona	\$6.99	Texas	\$3.00
Colorado	\$5.83	Virginia	\$1.07
Idaho	\$1.47	West Virginia	\$-
Montana	\$13.27	Northeast	\$9.48
Nevada	\$0.15	Connecticut	\$0.98
New Mexico	\$16.90	Delaware	\$0.29
Utah	\$4.43	District of Columbia	\$25.24
Wyoming	\$0.58	Maine	\$3.21
Pacific	\$9.60	Maryland	\$4.35
Alaska	\$3.59	Massachusetts	\$5.40
California	\$10.15	New Hampshire	\$-
Hawaii	\$1.45	New Jersey	\$0.28
Oregon	\$9.83	New York	\$19.94
Washington	\$3.62	Pennsylvania	\$2.61
		Rhode Island	\$6.50
		Vermont	\$7.93

LGBTQ Funding, by Region

Region	2017	2016	Percent Change
Midwest	\$4.09	\$4.38	▼ 7%
Mountain	\$6.06	\$4.64	▲ 31%
Northeast	\$9.48	\$8.86	▼ 7%
Pacific	\$9.60	\$10.92	▼ 12%
South	\$6.28 (\$6.86 with OneOrlando Fund Grantmaking)	\$5.64 (\$14.96 with OneOrlando Fund Grantmaking)	▲ 11%
Total	\$7.36 (\$7.55 with OneOrlando Fund Grantmaking)	\$7.43 (\$10.42 with OneOrlando Fund Grantmaking)	▼ 1%

SPECIAL UPDATE

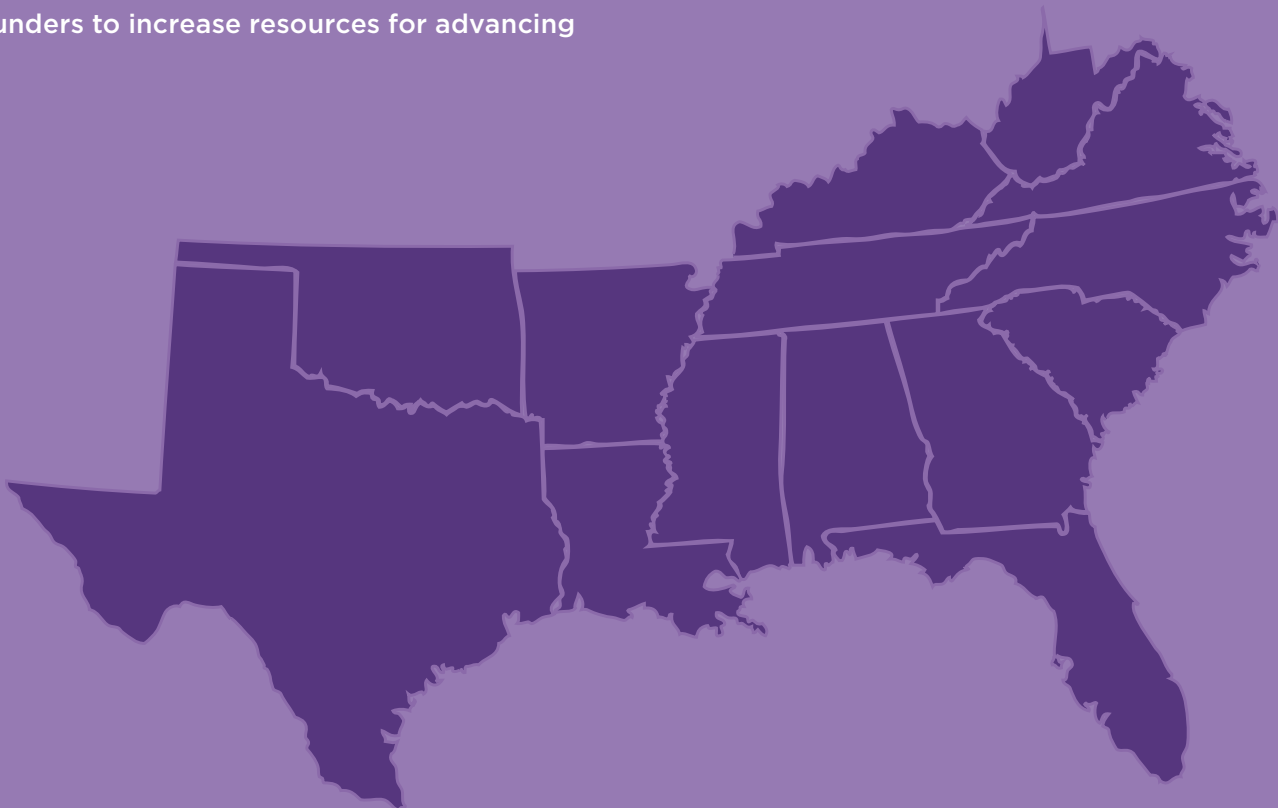
GROWTH IN FUNDING FOR LGBTQ ISSUES IN THE SOUTH

In 2017, LGBTQ funding for the South exceeded \$22 million (excluding OneOrlando Funding), an increase of 27 percent over 2016. Since we began tracking funding at the regional level and launched our Out in the South Initiative, LGBTQ funding for the South has nearly quintupled. As of this tracking report, the region now receives more LGBTQ funding than any other region in the U.S., followed closely by the Northeast and Pacific. Nevertheless, when accounting for the fact that the South is home to more than one-third of the country's LGBTQ adult population, the region still lags behind the Northeast and the Pacific in LGBTQ funding per LGBT adult.

The growth in Southern LGBTQ funding is the result of the shared efforts of national and Southern funders to increase resources for advancing

LGBTQ justice in the region. While this increase in funding is a positive step forward, it is also highly dependent on a small number of funders and spread unevenly across the region. As shown in the section on Local, State, and Regional Funding, only five of fourteen Southern states have surpassed \$1 million in LGBTQ funding: Florida, Georgia, Louisiana, North Carolina, and Texas. States such as Arkansas, Kentucky, Oklahoma, Virginia, and West Virginia receive LGBTQ funding ranging from \$0 to less than \$300,000.

In addition, the increase in funding has been highly dependent on a small number of funders, largely based outside the South.



TOP 10 FUNDERS FOR LGBTQ ISSUES IN THE SOUTH

1 Gilead Sciences Foster City, CA	\$3,527,697
2 Elton John AIDS Foundation New York, NY	\$1,974,000
3 Gill Foundation Denver, CO	\$1,666,007
4 Arcus Foundation New York, NY	\$1,339,500
5 Evelyn & Walter Haas, Jr. Fund San Francisco, CA	\$963,833
6 Astraea Lesbian Foundation for Justice New York, NY	\$840,000
7 Amy Mandel and Katina Rodis Fund Asheville, NC	\$810,820
8 Borealis Philanthropy Minneapolis, MN	\$743,250
9 ViiV Healthcare Research Triangle, NC	\$693,000
10 Ford Foundation New York, NY	\$600,000

The top 10 funders of LGBTQ issues in the South collectively awarded about half of all funding for the region. Of these funders, only two were based in the South pointing to the need for cultivating locally driven, sustainable resources for the region's LGBTQ movement. Much of the increase in funding was also driven by a rise in HIV funding for LGBTQ funding in the South, driven largely by Gilead Sciences and the Elton John AIDS Foundation. In part, this reflects the philanthropic response to

the alarming incidence of HIV in the region, which accounts for half of new HIV infections.

As Funders for LGBTQ Issues and its members continue to advance the work of the Out in the South Initiative, these data indicate both significant progress as well as the need to address the continued under-resourcing of the region's needs.

ISSUES ADDRESSED IN DOMESTIC FUNDING

In the year after the Pulse Nightclub Massacre, Addressing Violence, Homophobia, Biphobia, and Transphobia went from being the second most funded issue area to its normal spot as the least funded issue area.

Civil Rights continued its run as the most funded issue area, but saw no growth in the actual funding. Health and Wellbeing was the second most funded issue area,

while Strengthening Communities, Families, and Visibility was the third most funded issue area.

LGBTQ funding focused on education, gender identity rights, HIV/AIDS, religion, religious exemptions, safe schools, sexual and reproductive rights and justice, and visibility increased, with each issue area seeing an increase of \$1 million or more.

Detailed Breakdown of Issues Addressed in Domestic Funding

Issue	2017	%	2016	%
Civil Rights	\$52,694,352	38%	\$55,254,503	35%
Civil Rights (General)	\$25,603,813	19%	\$32,709,734	21%
Criminalization and Criminal Justice Reform	\$4,171,178	3%	\$3,686,398	2%
Gender Identity Rights	\$9,064,300	6%	\$6,310,272	4%
Immigration and Refugee Issues	\$2,902,150	2%	\$2,844,901	2%
Marriage and Civil Unions	\$105,000	<1%	\$4,100	<1%
Military Inclusion	\$870,000	<1%	\$821,053	1%
Nondiscrimination Protections	\$5,577,256	4%	\$7,422,833	5%
Religious Exemptions	\$1,480,500	<1%	\$460,200	<1%
Sexual and Reproductive Rights/Justice	\$2,898,155	2%	\$992,012	1%
Health and Wellbeing	\$27,645,366	20%	\$25,612,314	16%
Cancer	\$64,750	<1%	\$602,497	<1%
Cultural Competence and Data Collection	\$595,224	<1%	\$1,245,916	1%
General Health Services and Health Promotion	\$6,314,473	5%	\$5,908,916	4%
HIV/AIDS	\$17,634,537	13%	\$15,912,711	10%
Insurance Coverage	\$62,665	<1%	\$95,000	<1%
Mental Health, Substance Abuse, and Suicide Prevention	\$1,919,956	1%	\$1,512,605	1%
Primary Care	\$129,012	<1%	\$130,478	<1%
Sexual and Reproductive Health	\$924,750	1%	\$204,191	<1%
Strengthening Communities, Families, and Visibility	\$27,106,304	20%	\$24,996,864	16%
Community Building and Empowerment	\$11,748,930	9%	\$12,080,027	8%
Religion	\$3,483,607	3%	\$1,882,940	1%
Strengthening Families	\$1,028,295	1%	\$2,502,577	2%
Visibility	\$10,845,472	8%	\$8,481,320	5%
Education and Safe Schools	\$8,785,516	6%	\$6,105,406	6%
Education	\$4,301,487	3%	\$2,879,025	2%
Safe Schools	\$4,484,029	3%	\$3,226,381	4%

Detailed Breakdown of Issues Addressed in Domestic Funding (cont.)

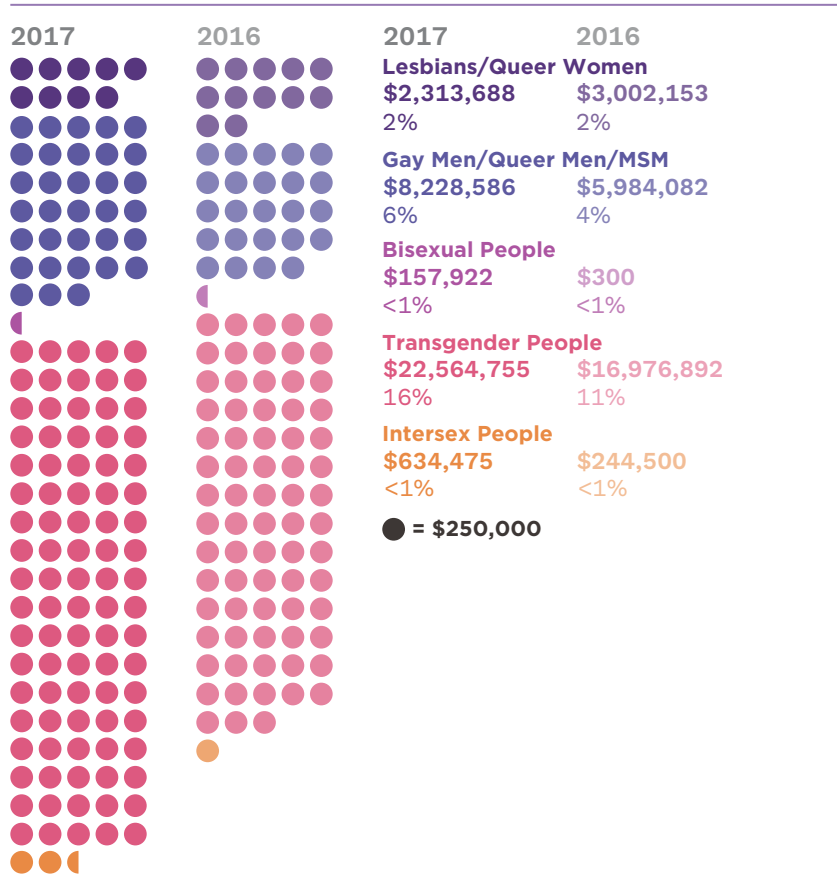
Economic Issues	\$6,616,290	5%	\$6,028,559	4%
Food Security	\$289,075	<1%	\$531,800	<1%
Housing and Homelessness	\$5,164,531	4%	\$4,105,736	3%
Labor and Employment	\$1,162,684	1%	\$1,391,023	1%
Addressing Violence, Homophobia, Biphobia, and Transphobia	\$6,258,023	5%	\$31,564,421	20%
Anti-Violence	\$4,534,791	3%	\$30,610,939	19%
Gun Control	\$0	0%	\$26,500	<1%
Homophobia, Biphobia, and Transphobia	\$1,723,232	1%	\$926,982	1%
Other Issues	\$8,088,611	6%	\$7,237,623	5%
Multi-Issue	\$4,411,454	3%	\$2,938,478	3%
Philanthropy	\$3,666,520	3%	\$4,299,145	2%
Unspecified	\$10,636	<1%	\$0	<1%
Total	\$137,194,461		\$156,799,690	

DOMESTIC POPULATION FOCUS

As in previous years, the vast majority of domestic grant dollars were awarded to organizations and programs that serve LGBTQ people generally. Only 24 percent of grant dollars singled out a specific segment of the LGBTQ population.

Funding for trans communities in the United States reached another record high in 2017. At \$22.6 million, funding for U.S. trans communities increased by 33 percent.

Distribution of Domestic Grant Dollars by Sexual Orientation, Gender Identity, and Sex Characteristics



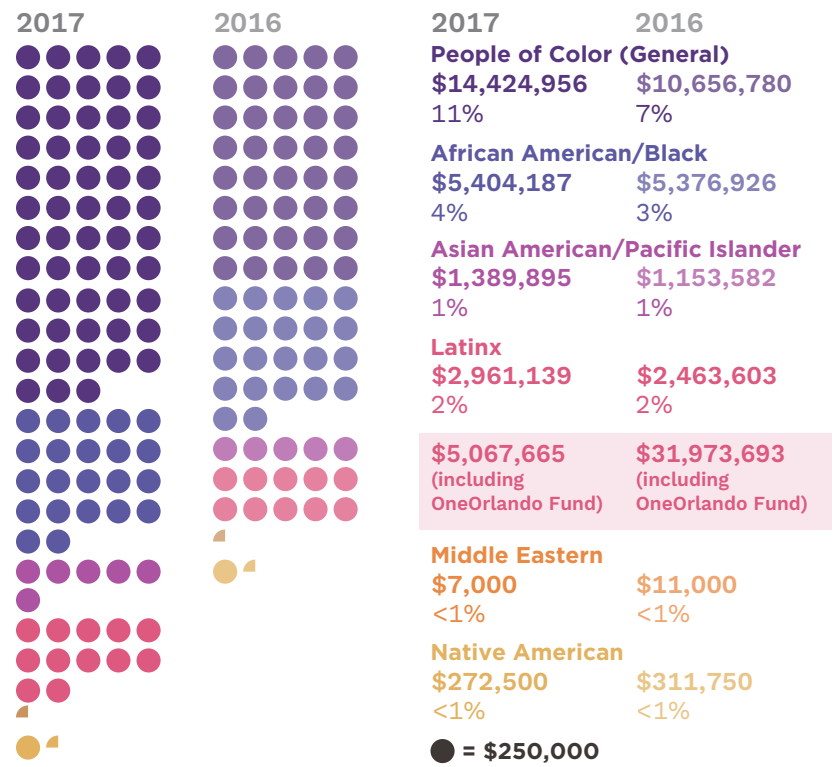
In 2017, funding for LGBTQ communities of color totaled \$26.6 million. If you exclude OneOrlando Fund grantmaking from the last two years, this year would represent a new record high in funding for LGBTQ communities of color - going from \$20 million without OneOrlando Fund grantmaking in 2016 to \$24.5 million without OneOrlando Fund grantmaking in 2016.

This increase was driven by a nearly \$4 million increase in funding for communities of color in general and a more \$500,000 increase in funding for LGBTQ Latinx communities.

Excluding OneOrlando Fund, the top ten funders of LGBTQ communities of color in 2017 were: Borealis Philanthropy, Gilead Sciences, Arcus Foundation, Ford Foundation, Astraea Lesbian Foundation for Justice, The California Endowment, ViiV Healthcare, Elton John AIDS Foundation, Groundswell Fund, and Tides Foundation. Together they awarded \$13.8 million, or 52 percent of all funding for LGBTQ communities of color.

HIV/AIDS was the most funded issue, with 16 percent of all funding for LGBTQ communities of color focused on HIV/AIDS.

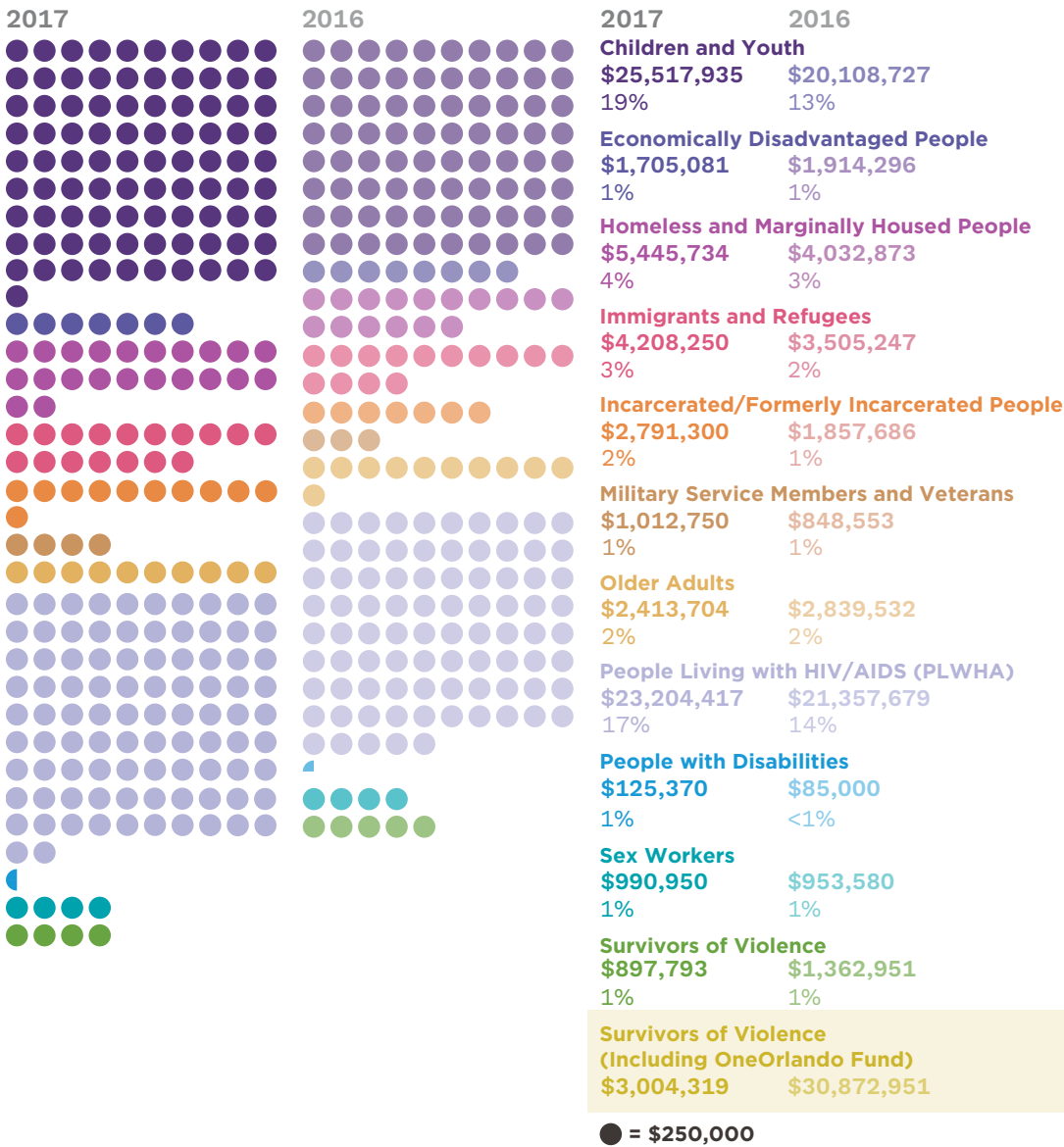
Distribution of Domestic Grant Dollars Among People of Color



Funding for LGBTQ children and youth, which is historically the most funded subpopulation, reached a new record high in 2017 of \$25.2 million after a \$5.1 million or 26 percent increase.

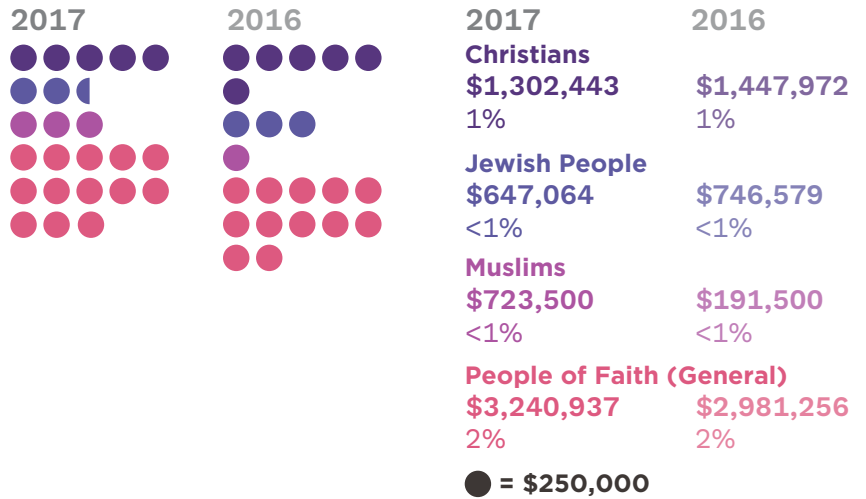
Funding for LGBTQ people who are homeless or marginally housed, immigrants or refugees, currently or formerly incarcerated, or living with HIV/AIDS also increased by more than \$500,000 across each sub-population.

Distribution of Domestic Grant Dollars Among Other Populations



In 2017, funding for people of faith increased 10 percent to \$5.9 million, up from \$5.4 million in 2016. Noticeably, funding for LGBTQ Muslims more than tripled, but still is less than \$1 million a year. The Arcus Foundation and the Evelyn and Walter Haas, Jr. Fund were the top two funders of LGBTQ people of faith, collectively providing 56 percent of the funding.

Distribution of Domestic Grant Dollars Among People of Faith



DOMESTIC FUNDING BY TYPE OF ORGANIZATION

LGBTQ ORGANIZATIONS VS. NON-LGBTQ ORGANIZATIONS

Of the \$137 million in domestic funding for LGBTQ communities, \$132 million was awarded to organizations and \$5 million supported individuals. LGBTQ organizations, those whose missions explicitly focus on LGBTQ issues, were awarded \$85.2 million or 64 percent of funding for domestic organizations. Non-LGBTQ organizations that received funding for an LGBTQ-specific campaign, program, project, or outreach effort were awarded \$46.3 million or 35 percent of funding for domestic organizations.

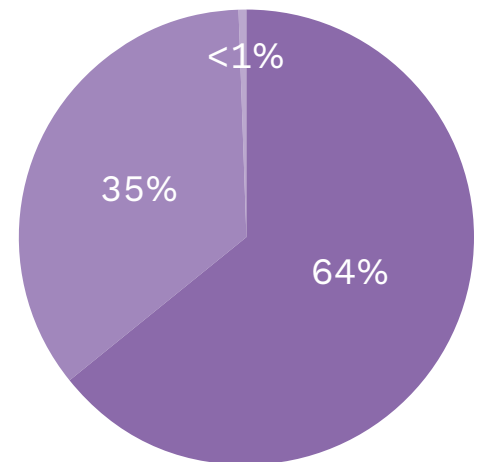
Examples of non-LGBTQ organizations receiving significant funding for LGBTQ work in 2017 include HIV/AIDS service providers such as the Southern AIDS Coalition and Desert AIDS Project, as well as non-profits such as Media Matters for America and Forward Together.

Funding for LGBTQ organizations increased by approximately \$3.3 million, while funding for non-LGBTQ organizations increased by \$3.5 million. Funding for unnamed or anonymous organizations increased in 2017 but continued to account for less than one percent of funding to domestic organizations.

For the second year in a row, the percentage of funding for domestic LGBTQ organizations decreased relative to funding to non-LGBTQ organizations, accounting for less than two-thirds of domestic funding for the first time since we began tracking funding by organization type.

NOTE: All figures in this section exclude the \$5 million awarded to individuals. That funding includes ongoing direct victim support for individuals affected by the Pulse Nightclub Massacre as well as scholarships and fellowships.

Breakdown of Domestic Grant Dollars by Recipient Type: LGBTQ vs. Non-LGBTQ



LGBTQ Organizations	\$85,241,996
Non-LGBTQ Organizations	\$46,370,521
Unspecified	\$609,659

BREAKDOWN OF DOMESTIC FUNDING FOR LGBTQ ORGANIZATIONS

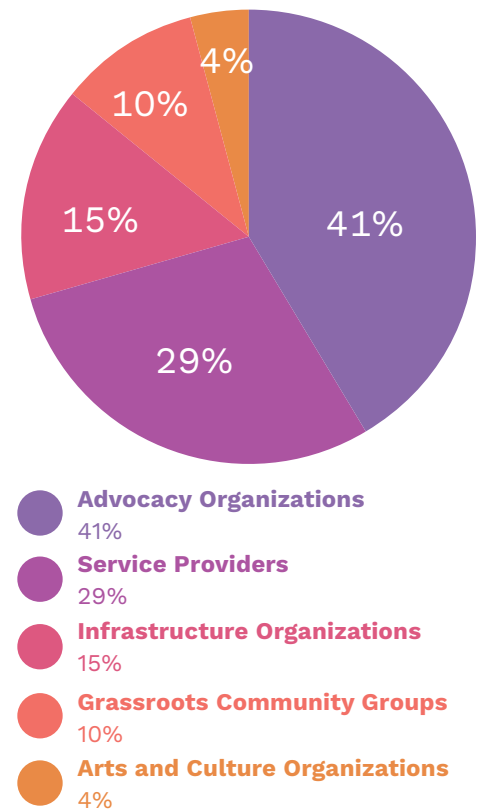
While advocacy organizations continue to capture the largest share of funding for LGBTQ organizations in the United State, the percentage of funding for LGBTQ **advocacy organizations** decreased slightly to 41 percent, down from 45 percent reported in 2016. LGBTQ advocacy organizations with a national scope receive over 20 percent of this funding, followed by organizations focusing on litigation and legal services and state-based advocacy organizations, receiving 10 and 9 percent of funding respectively. Funding for local advocacy organizations increased in 2017, from \$1.7 million in 2016 to nearly \$3 million, or 3 percent of funding for advocacy organizations.

Service providers received the second highest share of funding for domestic LGBTQ organizations, accounting for just over \$25.2 million or nearly 30 percent of funding in 2017, a total consistent with 2016 funding levels. Of this funding, twelve percent was directed towards community centers, which received the largest share of funding to service providers. Funding for community centers increased to \$10.5 million, up from \$8.4 million in 2016.

Funding for **infrastructure organizations** increased from \$9 million in 2016 to nearly \$13 million in 2017, to account for 15 percent of all funding for domestic LGBTQ organizations. This growth was driven largely by increases in funding to LGBTQ public foundations as well as funding for research institutes such as the Williams Institute.

Funding remained consistent for the remaining categories of LGBTQ domestic organizations, with only minor fluctuations. **Grassroots community groups**—including faith-based groups, GSA networks, and pride organizations—captured 10 percent of funding for domestic LGBTQ organizations, followed by **arts and culture organizations**, which received 4 percent of funding.

Domestic Grant Dollars for LGBTQ Organizations, by Recipient Organization Type



Breakdown of Domestic Grant Dollars for LGBTQ Organizations, By Recipient Organization Type and Sub-Type

Organization Type / Sub-Type	2017	%	2016	%
Advocacy Organizations	\$35,112,584	41%	\$36,843,312	45%
National Advocacy Organizations	\$14,468,217	17%	\$16,303,941	20%
Regional Advocacy Organizations	\$1,653,414	2%	\$1,395,147	2%
State Advocacy Organizations	\$7,668,465	9%	\$7,286,035	9%
Local Advocacy Organizations	\$2,813,725	3%	\$1,750,085	2%
Litigation & Legal Services Organizations	\$8,508,764	10%	\$10,108,103	12%
Arts and Culture Organizations	\$3,614,910	4%	\$3,362,793	4%
Grassroots Community Groups	\$8,352,224	10%	\$6,786,702	8%
Athletic Groups	\$158,810	<1%	\$315,630	<1%
Business/Professional Networks	\$1,149,137	1%	\$431,450	1%
Faith-based Groups	\$1,228,046	1%	\$1,617,548	2%
Family Groups	\$204,615	<1%	\$850,082	1%
GSA Networks or Campus Groups	\$2,849,505	3%	\$1,974,420	2%
Pride Organizations	\$487,615	1%	\$241,230	<1%
Social and Recreational Groups	\$0	<1%	\$6,000	<1%
Infrastructure Organizations	\$12,841,285	15%	\$9,094,742	11%
Philanthropic Networks	\$1,865,650	2%	\$1,011,677	1%
Public Foundations	\$4,891,525	6%	\$3,404,168	4%
Research Institutes	\$3,970,970	5%	\$2,813,153	3%
Technical Assistance Provider and Networks	\$2,113,140	2%	\$1,865,744	2%
Service Providers	\$25,016,312	29%	\$25,634,977	31%
Aging Service Providers	\$1,304,069	2%	\$2,091,843	3%
Community Centers	\$10,186,827	12%	\$8,404,747	10%
Health Centers	\$2,808,980	3%	\$3,041,375	4%
HIV/AIDS Service Providers	\$3,367,640	4%	\$5,272,270	6%
Other Service Providers	\$2,896,454	3%	\$2,329,546	3%
Support Groups	\$81,050	<1%	\$72,275	<1%
Youth Service Providers	\$4,371,292	5%	\$4,422,922	5%
Universities and Post-Secondary Schools	\$29,680	<1%	\$89,971	<1%
Campus Groups	\$500	<1%	\$23,160	<1%
High Schools	\$25,180	<1%	\$66,811	<1%
Unspecified	\$0	<1%	\$188,313	<1%
Grand Total	\$85,241,996		\$81,813,997	

BREAKDOWN OF DOMESTIC FUNDING FOR NON-LGBTQ ORGANIZATIONS

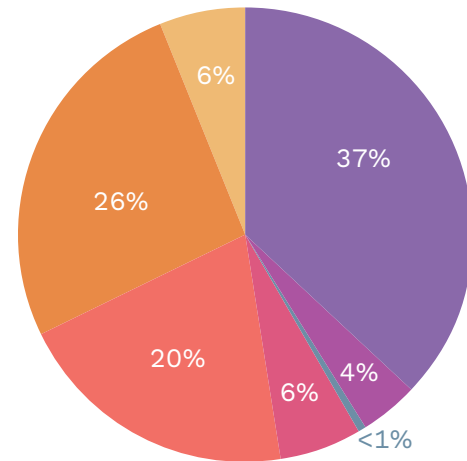
Advocacy organizations continued to capture the largest share of funding for non-LGBTQ organizations, accounting for almost \$17 million or 37 percent of all funding for non-LGBTQ organizations in 2017. This represents an increase of over \$4 million from 2016.

Funding for non-LGBTQ **service providers** takes the second largest share of funding, accounting for 26 percent or \$12.1 million dollars in 2017, representing a slight increase from the \$10.6 million reported in 2016. This category is carried by the \$5.4 million for non-LGBTQ HIV/AIDS service providers funded for targeted work with LGBTQ populations.

Infrastructure organizations continue to receive a significant portion of funds for non-LGBTQ organizations in the United States. These organizations — including public foundations, research institutes, and philanthropic networks — collectively received \$9.2 million, or 20 percent of funding for non-LGBTQ organizations in 2017.

While funding for non-LGBTQ organizations increased overall, some categories of organizations did see a decrease in funding in 2017. Support for non-LGBTQ **arts and culture organizations**, **grassroots community groups**, and **universities and schools** all saw modest decreases.

Domestic Grant Dollars for Non-LGBTQ Organizations, by Recipient Organization Type



- Advocacy Organizations**
37%
- Arts and Culture Organizations**
4%
- Government/Intergovernmental Agencies**
<1%
- Grassroots Community Groups**
6%
- Infrastructure Organizations**
20%
- Service Providers**
26%
- Universities and Schools**
6%

Breakdown of Domestic Grant Dollars for Non-LGBTQ Organizations, By Recipient Organization Type and Sub-Type

Organization Type / Sub-Type	2017	%	2016	%
Advocacy Organizations	\$16,955,696	37%	\$12,892,866	30%
National Advocacy Organizations	8,469,464	18%	\$7,101,007	17%
Regional Advocacy Organizations	\$2,194,219	5%	\$520,081	1%
State Advocacy Organizations	\$1,608,951	3%	\$1,222,939	3%
Local Advocacy Organizations	\$2,770,647	6%	\$1,684,532	4%
Litigation & Legal Services Organizations	\$1,912,415	4%	\$2,358,307	6%
Arts and Culture Organizations	\$2,044,167	4%	\$3,698,477	9%
Government Agencies (Including Public School Systems)	\$5,000	<1%	\$62,850	<1%
Grassroots Community Groups	\$2,946,312	6%	\$3,002,681	7%
Athletic Groups	\$0	<1%	\$1,000	<1%
Business/Professional Networks	\$555,800	1%	\$916,700	2%
Faith-based Groups	\$1,213,237	3%	\$738,695	2%
Social and Recreational Groups	\$5,000	<1%	\$1,000	<1%
Infrastructure Organizations	\$9,296,762	20%	\$9,404,028	22%
Philanthropic Networks	\$825,367	2%	\$966,991	2%
Public Foundations	\$4,799,995	10%	\$3,869,872	9%
Research Institutes	\$1,679,200	4%	\$3,290,200	8%
Technical Assistance Provider and Networks	\$1,992,200	4%	\$1,276,965	3%
Service Providers	\$12,199,142	26%	\$10,664,612	25%
Aging Service Providers	\$67,5850	<1%	\$20,100	<1%
Community Centers	\$349,274	1%	\$144,537	<1%
Health Centers	\$2,175,436	5%	\$1,815,087	4%
HIV/AIDS Service Providers	\$5,534,735	12%	\$5,166,619	12%
Other Service Providers	\$1,973,446	4%	\$2,221,276	5%
Support Groups	\$35,000	0%	\$35,000	<1%
Youth Service Providers	\$2,054,667	4%	\$1,277,593	3%
Universities and Post-Secondary Schools	\$2,899,992	6%	\$3,148,968	7%
Campus Groups	\$62,552	<1%	\$6,250	<1%
High Schools	\$9,650	<1%	\$6,250	<1%
Universities	\$2,827,790	6%	\$3,148,968	7%
Grand Total	\$46,370,521		\$42,874,483	

GLOBAL FUNDING FOR LGBTQ ISSUES

In 2017, U.S.-based foundations awarded 754 grants totaling \$48.5 million to support international LGBTQ issues and LGBTQ communities outside the U.S. This figure does not include an additional 17 grants totaling \$3.6 million awarded to intermediaries for international re-granting. This represents an increase of 6 percent from the \$45.5 million awarded in 2016, setting a new record for grantmaking for LGBTQ issues outside the United States by U.S.-based foundations for the second year in a row.

Grantmaking outside of the United States accounted for approximately 26 percent of grantmaking by U.S. foundations.

NOTE: This section explores funding from foundations, corporations, and nonprofit grantmakers based in the United States. It does not include LGBTQ funding from foundations and funding institutions outside the U.S. or governments and multilateral organizations. The *2015-2016 Global Resources Report*, published in April of 2018 by Funders for LGBTQ Issues in partnership with the Global Philanthropy Project, tracks philanthropic support for LGBTQ issues globally and includes those grantmakers.

NOTE: The list of top grant recipients excludes dollars awarded for re-granting purposes. Multi-year grants are counted for the full amount in the year they are awarded.

TOP 10 U.S.-BASED GLOBAL LGBTQ FUNDERS⁹

- Ford Foundation**
\$7,415,000
New York, NY
- Arcus Foundation**
\$7,277,755
New York, NY
- Open Society Foundations**
\$6,961,001
New York, NY
- Tides Foundation**
\$4,088,640
San Francisco, CA
- Foundation for a Just Society**
\$3,800,000
New York, NY
- M.A.C. AIDS Fund**
\$2,846,389
New York, NY
- Astraea Lesbian Foundation for Justice**
\$2,324,879
New York, NY
- American Jewish World Service**
\$1,924,369
New York, NY
- Gilead Sciences**
\$1,632,847
Foster City, CA
- Andrew W. Mellon Foundation**
\$1,159,000
New York, NY

TOP 10 GLOBAL LGBTQ GRANTEES OF U.S.-BASED FUNDERS¹⁰

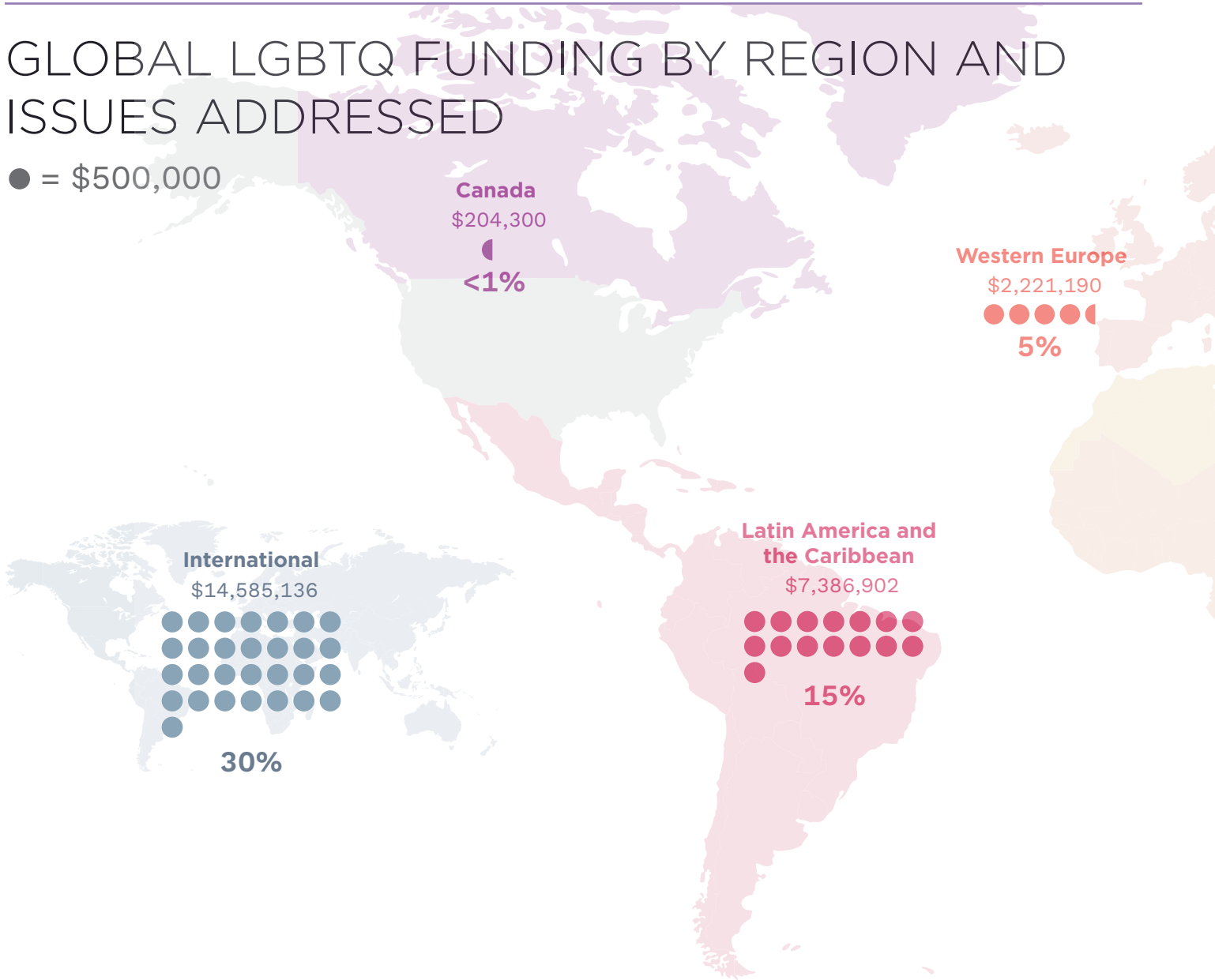
- African Men for Sexual Health and Rights (AMSHER)**
\$3,000,000
Johannesburg, South Africa
- All Out**
\$2,630,000
New York, NY
- Astraea Lesbian Foundation for Justice**
\$1,580,005
New York, NY
- Initiative Sankofa d’Afrique de l’Ouest (ISDAO)**
\$1,500,000
Nairobi, Kenya
- University of the Western Cape**
\$1,159,000
Cape Town, South Africa
- Collective Foundation AIDS Accountability International**
\$1,150,000
Södermalm, Sweden
- Tharathi Myay Foundation**
\$750,000
Yangon, Myanmar
- Partners Asia**
\$750,000
Oakland, CA
- Transgender Europe (TGEU)**
\$700,000
Berlin, Germany
- The Council for Global Equality**
\$665,000
Washington, DC

⁹ In 2017, one anonymous funders awarded a total of \$6,360,000 to support LGBTQ issues outside of the United States. If the multiple anonymous funders appeared in the top ten list, they would rank as the fourth largest funder.

¹⁰ In 2016, multiple anonymous grantees received \$1,416,919.00 for work benefiting LGBTQ communities outside the United States. If these multiple anonymous grantees appeared in the top ten list, they would rank as the number five grantee.

GLOBAL LGBTQ FUNDING BY REGION AND ISSUES ADDRESSED

● = \$500,000



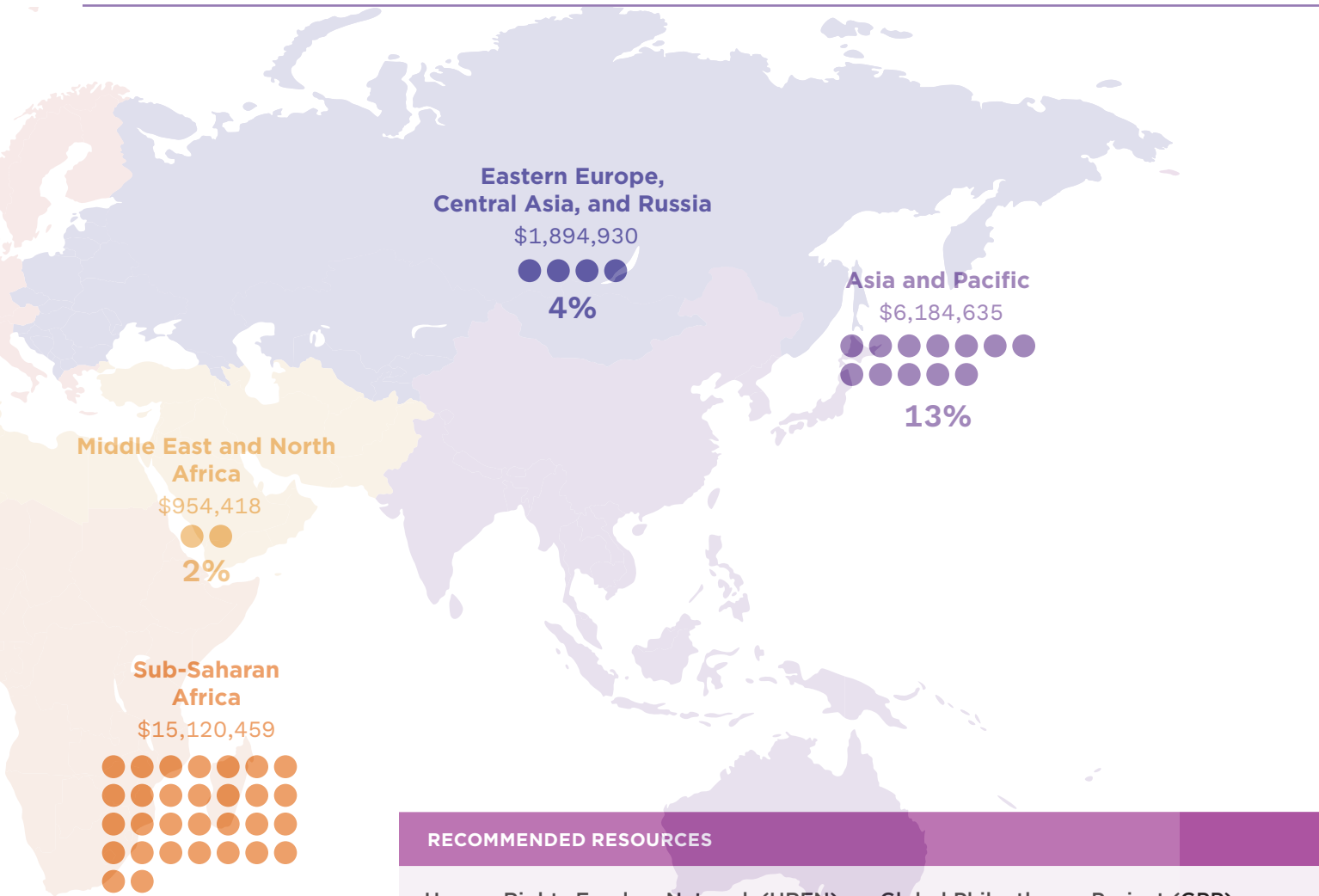
International
TOP FUNDER
 Arcus Foundation
 \$4,161,755
TOP STRATEGY
 Advocacy (57%)
TOP ISSUE ADDRESSED
 Civil and Human Rights
 (79%)

Canada
TOP FUNDER
 Elton John AIDS
 Foundation \$337,000
TOP STRATEGY
 Direct Service (49%)
TOP ISSUE ADDRESSED
 Civil and Human Rights
 (98%)

**Latin America and
 the Caribbean¹¹**
TOP FUNDER
 M.A.C. AIDS Fund
 \$927,889
TOP STRATEGY
 Advocacy (33%)
TOP ISSUE ADDRESSED
 Civil and Human Rights
 (57%)

Western Europe
TOP FUNDER
 M.A.C. AIDS Fund
 \$830,000
TOP STRATEGY
 Advocacy (28%)
TOP ISSUE ADDRESSED
 Health and Wellbeing
 (75%)

¹¹ In 2017, multiple anonymous funders awarded a total of \$2,080,000 to support LGBTQ issues in Latin America and The Caribbean. If the multiple anonymous funders appeared as one funder, they would rank as the number one funder.



RECOMMENDED RESOURCES

Human Rights Funders Network (HRFN)
hrfn.org For a detailed look at human rights funding around the world, see "Advancing Human Rights: The State of Global Foundation Grantmaking," produced by HRFN and the Foundation Center. The most recent report found that foundations awarded \$2.4 billion for human rights in 2015, of which about 4 percent (\$101.8 million) focused on LGBT populations. Interactive data is available at humanrightsfunding.org.

Global Philanthropy Project (GPP)
globalphilanthropyproject.org GPP is a global network of funders and philanthropic advisors working to expand global philanthropic support to advance the human rights of lesbian, gay, bisexual, transgender and intersex (LGBTI) people in the Global South and East. GPP's website, globalphilanthropyproject.org, provides an array of resources on grantmaking for LGBTI issues around the world.

Sub-Saharan Africa¹²
TOP FUNDER
 Ford Foundation
 \$6,200,00
TOP STRATEGY
 Advocacy (62%)
TOP ISSUE ADDRESSED
 Civil and Human Rights (68%)

Middle East and North Africa
TOP FUNDER
 Arcus Foundation
 \$300,000
TOP STRATEGY
 Philanthropy and Fundraising (31%)
TOP ISSUE ADDRESSED
 Civil and Human Rights (49%)

Eastern Europe, Central Asia, and Russia
TOP FUNDER
 Open Society Foundations
 \$736,000
TOP STRATEGY
 Advocacy (78%)
TOP ISSUE ADDRESSED
 Civil and Human Rights (80%)

Asia and Pacific
TOP FUNDER
 Foundation for a Just Society \$1,950,000
TOP STRATEGY
 Advocacy (42%)
TOP ISSUE ADDRESSED
 Civil and Human Rights (74%)

¹² In 2016, multiple anonymous funders awarded a total of \$3,230,000 to support LGBTQ issues in Sub-Saharan Africa. If the multiple anonymous funders appeared as one funder, they would rank as the number one funder.

GLOBAL FUNDING BY LOCATION OF GRANTEE

In 2017, 25 percent of all funding for global LGBTQ issues was awarded to a grantee physically located in the United States. Another 12 percent of funding for global LGBTQ work was awarded to grantees physically located in Western Europe. Over 60 percent of global funding by U.S. foundations reached organizations that were physically located outside of Western Europe and the United States.

This chart shows the country locations of grantees that received U.S. foundation funding for LGBTQ issues in 2017. For each geographic area, the chart shows the amount of funding for each country in the region. It also shows the funding for work focused on the region, but conducted by organizations based outside the region. Some funding was devoted to organizations in undisclosed locations, and that total amount is listed for each region.

Global Funding by Location of Grantee

Asia and Pacific	\$6,184,635	Eastern Europe, Central Asia and Russia	\$1,894,930	Latin America and the Caribbean	\$7,386,902
Regional Funding for Organizations Based Within Asia and Pacific		Regional Funding for Organizations Based Within Eastern Europe, Central Asia and Russia		Regional Funding for Organizations Based Within Latin America and the Caribbean	
Australia	\$288,975	Armenia	\$10,000	Argentina	\$360,000
Bangladesh	\$30,000	Bosnia and Herzegovina	\$101,800	Belize	\$26,800
Cambodia	\$40,000	Bulgaria	\$40,000	Brazil	\$1,623,000
China	\$20,000	Croatia	\$102,000	Chile	\$554,500
Fiji	\$21,000	Czech Republic	\$100,986	Colombia	\$540,666
Hong Kong	\$20,000	Georgia	\$98,700	Costa Rica	\$12,000
India	\$1,059,381	Hungary	\$38,000	Dominican Republic	\$226,700
Indonesia	\$106,000	Kazakhstan	\$28,000	Ecuador	\$80,000
Japan	\$117,700	Kyrgyzstan	\$216,800	El Salvador	\$136,600
Mongolia	\$80,000	Latvia	\$30,000	Grenada	\$75,000
Myanmar	\$1,215,000	Lithuania	\$90,000	Guatemala	\$33,000
Nepal	\$74,560	Moldova	\$80,000	Guyana	\$15,000
New Zealand	\$30,000	Montenegro	\$40,000	Haiti	\$88,000
Pakistan	\$65,480	Poland	\$101,200	Honduras	\$104,500
Philippines	\$258,134	Romania	\$50,000	Jamaica	\$792,389
Samoa	\$22,500	Russia	\$236,744	Mexico	\$1,524,500
Singapore	\$162,000	Serbia	\$257,000	Nicaragua	\$286,770
South Korea	\$24,545	Slovenia	\$32,000	Paraguay	\$28,000
Sri Lanka	\$25,000	Turkey	\$10,000	Peru	\$254,477
Taiwan	\$179,000	Ukraine	\$132,000	St. Lucia	\$190,000
Thailand	\$696,540	Uzbekistan	\$4,700	Trinidad and Tobago	\$10,000
Timor Leste	\$1,000			Uruguay	\$40,000
Regional Funding for Organizations Based Outside Asia and Pacific		Regional Funding for Organizations Based Outside Eastern Europe, Central Asia and Russia		Regional Funding for Organizations Based Outside Latin America and the Caribbean	
Switzerland	\$195,620	Austria	\$20,000	Switzerland	\$50,000
United Kingdom	\$25,000	Belgium	\$55,000	USA	\$330,000
USA	\$1,057,800	Regional Funding for Organizations Based in Undisclosed Countries		Regional Funding for Organizations Based in Undisclosed Countries	
Unspecified	\$369,400	Unspecified	\$20,000	Unspecified	\$5,000

Global Funding by Location of Grantee (cont.)

Sub-Saharan Africa	\$15,120,459	Middle East and North Africa	\$954,418	Western Europe	\$2,221,190
Regional Funding for Organizations Based Within Sub-Saharan Africa		Regional Funding for Organizations Based Within Middle East and North Africa		Regional Funding for Organizations Based Within Western Europe	
Botswana	\$127,000	Algeria	\$13,700	Austria	\$7,000
Burkina Faso	\$197,000	Egypt	\$115,000	Belgium	\$11,935
Burundi	\$23,000	Israel	\$183,000	Denmark	\$6,000
Cameroon	\$10,000	Jordan	\$5,000	France	\$138,900
Democratic Republic of the Congo (DRC)	\$32,182	Lebanon	\$167,000	Germany	\$582,000
Ghana	\$65,000	Morocco	\$67,267	Iceland	\$10,000
Ivory Coast	\$15,000	Tunisia	\$30,000	Ireland	\$48,890
Kenya	\$4,441,997	Turkey	\$73,451	Italy	\$165,000
Liberia	\$102,200	Regional Funding for Organizations Based Outside Middle East and North Africa		Norway	\$3,632
Malawi	\$190,000	The Netherlands	\$300,000	Spain	\$256,122
Namibia	\$185,000			The Netherlands	\$210,000
Nigeria	\$456,500			United Kingdom	\$781,711
Rwanda	\$65,000	United States and Canada	\$137,420,261	International	\$14,585,136
Sénégal	\$13,000	Regional Funding for Organizations Based Within the United States and Canada		International Funding for Organizations Based Around The World	
South Africa	\$5,720,862	Canada	\$204,300	Australia	\$6,000
Swaziland	\$50,000	United States of America	\$137,215,961	Austria	\$92,000
Sweden	\$1,150,000	Regional Funding for Organizations Based in Undisclosed Countries		Belgium	\$561,935
Tanzania	\$80,000	Unspecified	\$3,873,444	Canada	\$100,000
Togo	\$200,000			Denmark	\$6,000
Uganda	\$788,219			Fiji	\$5,200
Zambia	\$162,000			France	\$188,900
Zimbabwe	\$69,500			Germany	\$1,282,000
Regional Funding for Organizations Based Outside Sub-Saharan Africa				Iceland	\$10,000
United Kingdom	\$100,000			Ireland	\$48,890
USA	\$846,999			Italy	\$165,000
Regional Funding for Organizations Based in Undisclosed Countries				Mexico	\$5,000
Unspecified	\$30,000			Namibia	\$125,000
				Norway	\$3,632
				Pakistan	\$1,451
				Russia	\$1,638
				South Africa	\$1,682,000
				Spain	\$256,122
				Sweden	\$15,000
				Switzerland	\$534,163
				The Netherlands	\$430,000
				United Kingdom	\$207,854
				United Kingdom - England	\$942,648
				USA	\$9,808,893
				International Funding for Organizations Based in Undisclosed Countries	
				Unspecified	\$327,000

COMMUNITY FOUNDATION GRANTMAKING FOR LGBTQ ISSUES

In 2017, community foundations awarded \$12.4 million to LGBTQ issues (or \$11.7 million after dollars awarded for re-granting are excluded). This is an increase from 2016, when community foundations awarded \$6.9, driven in part by increased donor advised grantmaking at community foundations as well as new foundations entering the field. Donor advised funds accounted for 27.5 percent of community foundation grantmaking for LGBTQ issues in 2017.

NOTE: This section includes funding awarded by community foundations from their discretionary funds as well as from their donor-advised funds, which are often driven by recommendations from the donor who originally established the fund.

TOP 10 COMMUNITY FOUNDATIONS

- 1 California Community Foundation**
\$2,778,807
Los Angeles, CA
- 2 Greater Kansas City Community Foundation**
\$1,404,750
Kansas City, Missouri
- 3 Silicon Valley Community Foundation**
\$936,112
Mountain View, CA
- 4 The New York Community Trust**
\$815,250
New York, NY
- 5 Arizona Community Foundation**
\$658,276
Phoenix, AZ
- 6 Boston Foundation**
\$625,800
Boston, MA
- 7 Community Foundation for Northeast Florida**
\$545,900
Jacksonville, FL
- 8 Community Foundation of Broward**
\$485,820
Fort Lauderdale, FL
- 9 The Cleveland Foundation**
\$480,250
Cleveland, OH
- 10 Miami Foundation**
\$360,675
Miami, FL

TOP 10 COMMUNITY FOUNDATION GRANTEES

- 1 Human Rights Campaign (HRC) Foundation**
\$2,146,623
Washington, DC
- 2 Desert AIDS Project**
\$1,001,500
Palm Springs, CA
- 3 ONE Community Media, LLC**
\$423,249
Phoenix, AR
- 4 San Francisco AIDS Foundation**
\$378,814
San Francisco, CA
- 5 Lambda Legal Defense and Education Fund**
\$339,708
New York, NY
- 6 Los Angeles LGBT Center**
\$309,457
Los Angeles, CA
- 7 Equality Ohio Education Fund**
\$286,000
Columbus, OH
- 8 The Trevor Project**
\$268,747
West Hollywood, CA
- 9 The Boston Foundation**
\$255,000
Boston, MA
- 10 Jacksonville Area Sexual Minority Youth Network (JASMYN)**
\$245,250
Jacksonville, FL

CORPORATE GRANTMAKING FOR LGBTQ ISSUES

In 2017, corporate foundation support for LGBTQ issues totaled a record-breaking \$27.1 million (or \$23.8 million after dollars awarded for re-granting are excluded). This marks a \$1.2 million - or 5 percent - increase over last year's record high of \$25.9 million. While the 2016 high mark was driven by \$9.4 million awarded in response to the Pulse Nightclub Massacre, the 2017 increase is fueled by substantial increases in giving by Gilead Sciences and ViiV Healthcare for HIV/AIDS work in LGBTQ communities.

NOTE: The Committee Encouraging Corporate Philanthropy estimates that corporate foundation giving only accounts for 34 percent of all corporate giving, with direct cash accounting for 48 percent and in-kind giving accounting for 18 percent. Currently, our corporate data only includes corporate foundation grantmaking and employee matching gift programs run through corporate foundations with some direct cash included if the company self reports. It does not include all of the generous support from corporations giving without an official foundation or philanthropic office or in-kind gifts.

TOP 10 CORPORATE FUNDERS

- 1 Gilead Sciences**
\$11,730,648
Foster City, CA
- 2 M.A.C. AIDS Fund**
\$4,963,389
New York, NY
- 3 Wells Fargo**
\$3,339,971
San Francisco, CA
- 4 ViiV Healthcare**
\$2,982,325
Research Triangle, NC
- 5 Levi Strauss Foundation**
\$1,045,500
San Francisco, CA
- 6 Google**
\$1,000,000
Mountain View, CA
- 7 Bank of America Charitable Foundation**
\$289,488
Charlotte, NC
- 8 Citi Foundation**
\$250,000
Long Island City, NY
- 9 Polk Bros. Foundation**
\$243,500
Chicago, IL
- 10 Blue Shield of California Foundation**
\$227,000
San Francisco, CA

TOP 10 CORPORATE GRANTEES

- 1 Southern AIDS Coalition**
\$1,751,219
Atlanta, GA
- 2 New York LGBT Center**
\$1,040,583
New York, NY
- 3 Los Angeles LGBT Center**
\$800,124
Los Angeles, CA
- 4 Annenberg Center for Health Sciences at Eisenhower**
\$756,250
Rancho Mirage, CA
- 5 Casa Ruby**
\$600,000
Washington, DC
- 6 Elton John AIDS Foundation**
\$587,500
New York, NY
- 7 San Francisco AIDS Foundation**
\$521,339
San Francisco, CA
- 8 Point Foundation**
\$510,500
Los Angeles, CA
- 9 Elton John AIDS Foundation (UK)**
\$500,000
London, England
- 10 Fund for Public Health in New York, Inc.**
\$500,000
New York, NY

RECOMMENDED RESOURCE

Committee Encouraging Corporate Philanthropy

A great resource for a more detailed look at corporate philanthropy is *Giving in Numbers: 2018 Edition* by the Committee Encouraging Corporate Philanthropy. The report and more can be found at www.cecp.co.

PRIVATE FOUNDATION GRANTMAKING FOR LGBTQ ISSUES

In 2017, private foundations awarded \$93.4 million to LGBTQ issues (or \$87.3 million after dollars for re-granting are excluded). This represents a \$4.7 million increase from the record high reported in 2016. Non-LGBTQ private foundations increased their grantmaking by \$4.3 million while LGBTQ private foundations increased their grantmaking only slightly, by less than one million dollars.

Consistent with historical trends, private foundations continue to represent the largest slice of LGBTQ funding, accounting for nearly half of all foundation funding in 2017.

TOP 10 LGBTQ PRIVATE FOUNDATIONS	TOP 10 NON-LGBTQ PRIVATE FOUNDATIONS	TOP 10 PRIVATE FOUNDATION GRANTEES ¹³
<p>1 Arcus Foundation \$17,006,755 New York, NY</p> <p>2 Gill Foundation \$9,520,007 Denver, CO</p> <p>3 H. van Ameringen Foundation \$4,349,500 New York, NY</p> <p>4 Alphawood Foundation \$1,686,500 Chicago, IL</p> <p>5 Tawani Foundation \$1,648,000 Chicago, IL</p> <p>6 David Bohnett Foundation \$1,393,481 Los Angeles, CA</p> <p>7 Amy Mandel and Katina Rodis Fund \$1,185,210 Asheville, NC</p> <p>8 Palette Fund \$1,114,325 New York, NY</p> <p>9 Calamus Foundation \$647,000 New York, NY</p> <p>10 Bastian Foundation, B. W. \$625,070 Oren, UT</p>	<p>1 Ford Foundation \$12,445,000 New York, NY</p> <p>2 Open Society Foundations \$7,769,598 New York, NY</p> <p>3 Evelyn & Walter Haas, Jr. Fund \$5,038,200 San Francisco, CA</p> <p>4 Foundation for a Just Society \$4,640,000 New York, NY</p> <p>5 The California Endowment \$3,780,111 Los Angeles, CA</p> <p>6 John D. and Catherine T. MacArthur Foundation \$1,425,000 Chicago, IL</p> <p>7 Andrew W. Mellon Foundation \$1,159,000 New York, NY</p> <p>8 William and Flora Hewlett Foundation \$1,125,000 Menlo Park, CA</p> <p>9 Meyer Memorial Trust \$955,856 Portland, OR</p> <p>10 Marguerite Casey Foundation \$822,500 Seattle, WA</p>	<p>1 African Men for Sexual Health and Rights (AMSHER) \$3,000,000 Johannesburg, South Africa</p> <p>2 Genders & Sexualities Alliance Network \$2,580,455 Oakland, CA</p> <p>3 National Center for Lesbian Rights (NCLR) \$1,545,000 San Francisco, CA</p> <p>4 Astraea Lesbian Foundation for Justice \$1,510,200 New York, NY</p> <p>5 Initiative Sankofa d'Afrique de l'Ouest (ISDAO) \$1,500,000 Nairobi, Kenya</p> <p>6 Freedom for All Americans \$1,205,000 Washington, DC</p> <p>7 Equality California Institute \$1,177,500 Los Angeles, CA</p> <p>8 University of the Western Cape \$1,159,000 Cape Town, South Africa</p> <p>9 Equality Federation Institute \$1,152,500 San Francisco, CA</p> <p>10 Collective Foundation AIDS Accountability International \$1,150,000 Södermalm, Sweden</p>

¹³ NOTE: Anonymous grantees received a total of \$1,448,968 from private foundations. If they were one grantee, they would appear in the top ten list at number six.

PUBLIC FUNDER GRANTMAKING FOR LGBTQ ISSUES

In 2017, public foundations awarded \$50.4 million to LGBTQ issues (or \$49.8 million after dollars awarded for regranting are excluded). This represents a significant decrease of \$36.8 million from 2016, when nearly \$40 million in direct victim support following the Pulse Nightclub massacre elevated public foundation LGBTQ giving to an all time high of nearly \$90 million.

The percentage of donor advised grantmaking from public foundations increased from eleven percent in 2016 to 20 percent in 2017.

TOP 10 LGBTQ PUBLIC FUNDERS	TOP 10 NON-LGBTQ PUBLIC FUNDERS	TOP 10 PUBLIC FUNDER GRANTEES ¹⁴
<p>1 Astraea Lesbian Foundation for Justice \$5,168,495 New York, NY</p> <p>2 Elton John AIDS Foundation \$4,966,500 New York, NY</p> <p>3 Horizons Foundation \$1,644,979 San Francisco, CA</p> <p>4 Pride Foundation \$1,200,468 Seattle, WA</p> <p>5 Black Tie Dinner \$1,154,999 Dallas, TX</p> <p>6 Point Foundation \$818,668 Los Angeles, CA</p> <p>7 Our Fund \$738,207 Wilton Manors, FL</p> <p>8 Our Fund - Contigo Fund \$614,824 Orlando, FL</p> <p>9 Funders for LGBTQ Issues \$505,000 New York, NY</p> <p>10 Trans Justice Funding Project \$500,500 New York, NY</p>	<p>1 Tides Foundation \$7,596,762 San Francisco, CA</p> <p>2 Borealis Philanthropy \$3,181,800 Minneapolis, MN</p> <p>3 Strengthen Orlando - OneOrlando Fund \$2,106,525 Orlando, FL</p> <p>4 American Jewish World Service \$1,984,369 New York, NY</p> <p>5 NEO Philanthropy \$1,319,985 New York, NY</p> <p>6 Groundswell Fund \$1,171,554 Oakland, CA</p> <p>7 Robin Hood Foundation \$1,109,500 New York, NY</p> <p>8 Broadway Cares/Equity Fights AIDS \$1,061,263 New York, NY</p> <p>9 New York Women's Foundation \$959,500 New York, NY</p> <p>10 amfAR, Foundation for AIDS Research \$950,122 New York, NY</p>	<p>1 All Out \$2,330,000 New York, NY</p> <p>2 New York LGBT Center \$1,297,580 New York, NY</p> <p>3 Transgender Law Center \$941,098 Oakland, CA</p> <p>4 Human Rights Campaign (HRC) Foundation \$595,225 Washington, DC</p> <p>5 GMHC \$536,269 New York, NY</p> <p>6 Gay and Lesbian Leadership Institute (Victory Institute) \$509,212 Washington, DC</p> <p>7 International Lesbian, Gay, Bisexual, Trans and Intersex Association (ILGA) \$496,163 Geneva, Switzerland</p> <p>8 Hetrick-Martin Institute (HMI) \$465,472 New York, NY</p> <p>9 BreakOUT! \$457,500 New Orleans, LA</p> <p>10 Southerners On New Ground (SONG) \$412,922 Atlanta, GA</p>

¹⁴ Anonymous grantees received a total of \$4,886,665 from public funders - which includes \$2.1 million in victim support distributed in a second round of payments following the Pulse Nightclub Massacre in Orlando. If they were one grantee, they would appear in the top ten list in the top spot.

APPENDIX: 2017 LIST OF LGBTQ GRANTMAKERS IN THE U.S.

FOUNDATION NAME	Total Grants	Direct Grant Dollars	Regranting Dollars	Total Dollars
AARP Foundation	1	\$15,000		\$15,000
AbbVie Foundation	1	\$10,000		\$10,000
Abelard Foundation	1	\$10,500		\$10,500
Adams Memorial Fund, Frank W. & Carl S.	2	\$15,400		\$15,400
Advocates for Youth	3	\$52,480		\$52,480
Aetna Foundation	1	\$ 1,000		\$ 1,000
Ahmanson Foundation	1	\$ 7,500		\$ 7,500
AHS Foundation	4	\$81,000		\$81,000
AIDS Foundation of Chicago	7	\$52,185		\$52,185
AIDS Funding Collaborative	6	\$136,021		\$136,021
AIDS United	17	\$567,500		\$567,500
Akron Community Foundation	2	\$ 6,000		\$ 6,000
Allstate Foundation	1	\$ 1,000		\$ 1,000
Ally Financial	1	\$ 1,575		\$ 1,575
Alphawood Foundation	29	\$1,686,500		\$ 1,686,500
Altman Foundation, Jeffrey A.	1	\$ 5,000		\$ 5,000
Amalgamated Bank	1	\$ 2,500		\$ 2,500
American Express Foundation	1	\$100,000		\$100,000
American Institute of Bisexuality	8	\$200,776		\$200,776
American Jewish World Service	90	\$1,984,369		\$ 1,984,369
amfAR, Foundation for AIDS Research	12	\$950,122		\$950,122
Andersen Foundation, Hugh J.	3	\$29,000		\$29,000
Andrus Family Fund	4	\$256,000		\$256,000
Annenberg Foundation	1		\$12,500	\$12,500
Anonymous Donors	51.5	\$13,070,000	\$2,500,000	\$ 15,570,000

FOUNDATION NAME	Total Grants	Direct Grant Dollars	Regranting Dollars	Total Dollars
Anschutz Family Foundation, The	2	\$12,500		\$12,500
Anschutz Foundation, The	1	\$ 5,000		\$ 5,000
Appalachian Community Fund	3	\$51,200		\$51,200
Arabella Advisors	1	\$ 2,500		\$ 2,500
Arcus Foundation	147	\$13,434,755	\$3,572,000	\$17,006,755
ARIA Foundation	8	\$319,989		\$319,989
Arizona Community Foundation	63	\$658,276		\$658,276
Asian Americans/Pacific Islanders in Philanthropy (AAPIP)	26	\$60,000	\$10,000	\$70,000
Astraea Lesbian Foundation for Justice	246	\$5,168,495		\$5,168,495
AT&T Foundation	1	\$10,000		\$10,000
Auchincloss Foundation, Lily	1	\$60,000		\$60,000
Babson Charitable Foundation, Susan A. and Donald P.	10	\$38,624		\$38,624
Babson Foundation, Paul and Edith	5	\$27,000		\$27,000
Bank of America Charitable Foundation	44	\$289,488		\$289,488
Baron & Blue Foundation	1	\$15,000		\$15,000
Barr Foundation	1	\$225,000		\$225,000
Barra Foundation, The	2	\$100,000		\$100,000
Bastian Foundation, B. W.	46	\$625,070		\$625,070
Bernstein Memorial Foundation, Morey	1	\$ 3,000		\$ 3,000
Black Tie Dinner	20	\$1,154,999		\$1,154,999
Blandin Foundation	1	\$180,000		\$180,000
Blue Cross and Blue Shield of Minnesota Center for Prevention	1	\$100,000		\$100,000
Blue Shield of California Foundation	7	\$227,000		\$227,000
Bohnett Foundation, David	95	\$1,392,981	\$500	\$1,393,481
Booth Ferris Foundation	2	\$400,000		\$400,000
Borealis Philanthropy	172	\$3,181,800		\$3,181,800
Boston Foundation	85	\$610,050	\$15,750	\$625,800
Bread and Roses Community Fund	13	\$72,376		\$72,376
Bremer Foundation, Otto	7	\$360,000		\$360,000
Bristol-Myers Squibb Company	5	\$33,500		\$33,500
Broadway Cares/Equity Fights AIDS	58	\$1,061,263		\$1,061,263
Brother Help Thyself	34	\$75,000		\$75,000
Buffett Foundation, Susan Thompson	2	\$300,000		\$300,000
Bush Foundation	2	\$110,000		\$110,000
Cafritz Foundation, Morris and Gwendolyn	1	\$42,400		\$42,400
Calamus Foundation (Delaware)	15	\$135,000	\$50,000	\$185,000
Calamus Foundation (New York)	16	\$647,000		\$647,000

FOUNDATION NAME	Total Grants	Direct Grant Dollars	Regranting Dollars	Total Dollars
California ChangeLawyers	1	\$65,000		\$65,000
California Community Foundation	116	\$2,775,807	\$3,000	\$2,778,807
California Endowment, The	64	\$3,780,111		\$3,780,111
California Wellness Foundation	4	\$815,000		\$815,000
Calvin Klein Family Foundation	2		\$20,000	\$20,000
Campaign for Southern Equality	97	\$53,151		\$53,151
Campbell Foundation, The	5	\$30,000		\$30,000
CareOregon	4	\$ 5,750		\$ 5,750
Carmody Trust, The Kathrine C.	1	\$10,000		\$10,000
Casey Foundation, Annie E.	6	\$87,500		\$87,500
Casey Foundation, Marguerite	6	\$822,500		\$822,500
Celanese Foundation	1	\$10,000		\$10,000
Central Florida Foundation	18	\$401,054	\$ 5,000	\$406,054
Chanin Foundation, Marcy and Leona	1	\$ 2,000		\$ 2,000
Charities Aid Foundation of America	1	\$ 6,379		\$ 6,379
Chernow Trust, Michael	1	\$ 1,000		\$ 1,000
Chicago Community Trust	2	\$220,000		\$220,000
Chicago Foundation for Women	5	\$39,000		\$39,000
Citi Foundation	1	\$250,000		\$250,000
Cleveland Foundation, The	13	\$480,250		\$480,250
Coca-Cola Foundation, The	3	\$166,667		\$166,667
COIL Foundation	5	\$63,398		\$63,398
Collins Foundation, The	7	\$414,000		\$414,000
Columbus Foundation	6	\$42,799		\$42,799
Comer Family Foundation	6	\$32,000	\$40,000	\$72,000
Common Stream	2	\$35,000		\$35,000
Community Foundation for Greater Atlanta	1	\$60,000		\$60,000
Community Foundation for Northeast Florida	31.5	\$515,900	\$30,000	\$545,900
Community Foundation for Southeast Michigan	30	\$306,074		\$306,074
Community Foundation for Southern Arizona	22	\$66,835		\$66,835
Community Foundation of Broward	15	\$285,409	\$200,411	\$485,821
Community Foundation of Greater Birmingham	15	\$110,580		\$110,580
Community Foundation of Greater Fort Wayne	1	\$ 2,420		\$ 2,420
Community Foundation of Greater Greensboro	6	\$123,703		\$123,703
Community Foundation of Lorain County	1	\$23,472		\$23,472
Community Foundation of Louisville	2	\$18,756		\$18,756
Community Foundation of Middle Tennessee	4	\$37,750	\$45,000	\$82,750
Community Foundation of Santa Cruz County	36	\$128,850		\$128,850

FOUNDATION NAME	Total Grants	Direct Grant Dollars	Regranting Dollars	Total Dollars
Community Foundation of Sarasota County	19	\$126,188		\$126,188
Community Foundation San Luis Obispo County	1	\$ 5,000		\$5,000
Community Foundation Serving Boulder County	35	\$89,450		\$89,450
Con Alma Health Foundation	1	\$ 1,000		\$1,000
Consumer Health Foundation	1	\$30,000		\$30,000
Core Health Foundation	1	\$122,898		\$122,898
Cream City Foundation	35	\$123,500		\$123,500
CREDO	1	\$40,644		\$40,644
Dallas Bears	1	\$17,250		\$17,250
Dallas Women's Foundation	1	\$30,000		\$30,000
DeCamp Foundation, Ira W.	2	\$180,000		\$180,000
deKay Foundation	1	\$ 5,000		\$5,000
Delaware Valley Legacy Fund	4	\$ 9,600		\$9,600
Design Industries Foundation Fighting AIDS (DIFFA)	15	\$185,500		\$185,500
District of Columbia Bar Foundation	1	\$75,000		\$75,000
Dollgener Memorial AIDS Fund, Greg	1	\$ 1,000		\$1,000
Doris Duke Charitable Foundation	2	\$200,000		\$200,000
Dwight Stuart Youth Fund	9	\$226,000		\$226,000
Dyson Foundation	4	\$99,500		\$99,500
Elizabeth Taylor AIDS Foundation	13	\$144,700		\$144,700
Elton John AIDS Foundation	74	\$4,891,500	\$75,000	\$4,966,500
Esmond Harmsworth 1997 Charitable Foundation	9	\$335,000		\$335,000
Fels Fund, Samuel S.	3	\$100,000		\$100,000
Ford Foundation	32	\$11,935,000	\$510,000	\$12,445,000
Foundation for a Just Society	13	\$4,200,000	\$440,000	\$4,640,000
Foundation for Healthy St. Petersburg	3	\$57,000		\$57,000
Foundation for Louisiana	4	\$79,500		\$79,500
Foundation for the Carolinas - Charlotte Lesbian and Gay Fund	4	\$45,300		\$45,300
Fox Family Foundation, Frieda C.	1	\$ 1,000		\$1,000
Frameline	14	\$36,817		\$36,817
Freeman Foundation	14	\$271,000	\$65,000	\$336,000
Fry Foundation, Lloyd A.	3	\$105,000		\$105,000
FSG	1	\$ 2,500		\$2,500
Fund For Global Human Rights	34	\$482,466		\$482,466
Funders for LGBTQ Issues	13	\$235,000	\$270,000	\$505,000
Gamma Mu Foundation	37	\$165,700		\$165,700
Gates Foundation, Bill and Melinda	1	\$15,000		\$15,000

FOUNDATION NAME	Total Grants	Direct Grant Dollars	Regranting Dollars	Total Dollars
Gay Asian Pacific Alliance (GAPA) Foundation	13	\$29,135		\$29,135
GE Company	1	\$10,000		\$10,000
Geffen Foundation, David	1	\$25,000		\$25,000
Gerbic Family Foundation, Edward and Verna	1	\$1,000		\$1,000
Gilead Sciences	101	\$8,930,648	\$2,800,000	\$11,730,648
Gill Foundation	80	\$9,120,007	\$400,000	\$9,520,007
Gilmour-Jirgens Fund	1	\$1,000		\$1,000
GLMA: Health Professionals Advancing LGBT Equality	3	\$50,005		\$50,005
Global Fund for Women	23	\$454,700		\$454,700
Google	1	\$1,000,000		\$1,000,000
Grand Foundation, Richard	2	\$35,000		\$35,000
Grand Rapids Community Foundation	14	\$83,000		\$83,000
Grant Foundation, William T.	1	\$25,000		\$25,000
Grants for the Arts/San Francisco Hotel Tax Fund	17	\$484,800		\$484,800
Greater Barrington Foundation	1	\$20,000		\$20,000
Greater Kansas City Community Foundation	5	\$1,203,950	\$200,800	\$1,404,750
Greater Milwaukee Foundation	2	\$26,000		\$26,000
Greater New Orleans Foundation	18	\$95,722		\$95,722
Greater Seattle Business Association	45	\$350,000		\$350,000
Greater Twin Cities United Way	2	\$120,000		\$120,000
Groundswell Fund	38	\$1,126,554	\$45,000	\$1,171,554
Guilford Green Foundation	2	\$20,000		\$20,000
Gund Foundation, George	3	\$250,000		\$250,000
Haas Fund, Walter and Elise	5	\$245,000		\$245,000
Haas Jr. Fund, Evelyn and Walter	69	\$5,038,200		\$5,038,200
Hagedorn Fund	1	\$30,000		\$30,000
Haring Foundation, Keith	15	\$380,000		\$380,000
Harter Charitable Trust, John Burton	5	\$87,500		\$87,500
Hartford Foundation for Public Giving	10	\$87,500		\$87,500
Hayden Foundation, Charles	1	\$100,000		\$100,000
Hazen Foundation, Edward W.	2	\$29,000		\$29,000
Headwaters Fund for Justice	2	\$34,000		\$34,000
Health Foundation of Greater Indianapolis	1	\$20,000		\$20,000
Heinz Endowments, The	1	\$13,050		\$13,050
Hersh Foundation	1	\$ 5,000		\$ 5,000
Hewlett Foundation, William and Flora	9	\$1,125,000		\$1,125,000
Higginson Trust, Corina	1	\$10,000		\$10,000
Hill-Snowdon Foundation	2	\$60,000		\$60,000

FOUNDATION NAME	Total Grants	Direct Grant Dollars	Regranting Dollars	Total Dollars
Hoblitzelle Foundation	1	\$54,315		\$54,315
Hofmann Foundation, Kent Richard	2	\$9,166		\$9,166
Horizons Foundation	324	\$1,632,479	\$12,500	\$1,644,979
Hormel Trust, James	1	\$60,000		\$60,000
Horwitz Foundation, Redlich	1	\$25,000		\$25,000
Human Rights Campaign	15	\$180,850		\$180,850
Hunt Foundation, Roy A.	1	\$5,000		\$5,000
Hyde and Watson Foundation	1	\$15,000		\$15,000
International Trans Fund	29	\$500,000		\$500,000
Intuit Foundation	15	\$17,011		\$17,011
Irvine Foundation, James	1	\$50,000		\$50,000
James Charitable Endowment Fund, Raymond	1	\$5,000		\$5,000
Jewish Communal Fund of New York	15	\$906,917		\$906,917
Jewish Community Federation of San Francisco, The Peninsula, Marin and Sonoma	4	\$134,500		\$134,500
Johnson & Johnson Family of Companies	1	\$25,000	\$100,000	\$125,000
Johnson Family Foundation	30	\$748,200	\$50,000	\$798,200
Johnson Foundation, Robert Wood	6	\$71,800		\$71,800
Junior League of Dallas	1	\$5,000		\$5,000
Just Fund Kentucky	18	\$42,208		\$42,208
Kaiser Permanente	4	\$91,000		\$91,000
Kalamazoo Community Foundation	1	\$30,000		\$30,000
Keith Foundation Trust, Ben E.	2	\$ 2,600		\$ 2,600
Kellett Foundation, John Steven	6	\$18,900		\$18,900
Kerr Foundation, William A.	5	\$67,500		\$67,500
King Cole, Inc.	1		\$19,500	\$19,500
Knight Family Foundation	1		\$37,500	\$37,500
Knistrom Foundation, Fanny and Svante	1	\$5,000		\$5,000
Koffman, Betsy and Bates, Lorraine Family Fund	1	\$25,000		\$25,000
Kors Le Pere Foundation	1	\$105,336		\$105,336
LA84 Foundation	1	\$2,500		\$2,500
Langeloth Foundation, Jacob and Valeria	1	\$2,500		\$2,500
Larsen Foundation, John	4	\$85,000		\$85,000
Laughing Gull Foundation	6	\$105,000	\$50,000	\$155,000
Leeway Foundation	14	\$82,500		\$82,500
Legg Mason Charitable Foundation	1	\$700		\$700
Levi Strauss Foundation	12	\$1,045,500		\$ 1,045,500
Liberty Hill Foundation	60	\$604,960		\$604,960

FOUNDATION NAME	Total Grants	Direct Grant Dollars	Regranting Dollars	Total Dollars
Lightner Sams Foundation	1	\$15,000		\$15,000
M.A.C. AIDS Fund	85	\$4,803,389	\$160,000	\$4,963,389
MacArthur Foundation, John D and Catherine T.	5	\$1,425,000		\$ 1,425,000
Maine Community Foundation	8	\$121,600		\$121,600
Maine Health Access Foundation	3	\$22,000		\$22,000
Maine Women's Fund	2	\$3,000		\$3,000
Mandel, Amy and Rodis, Katina Fund	37	\$1,037,710	\$147,500	\$1,185,210
Marguerite Casey Foundation	1	\$7,500		\$7,500
Marks Foundation, Carl	1	\$1,000		\$1,000
Masto Foundation	6	\$15,500	\$40,000	\$55,500
McCarthy Foundation, Brian A.	7	\$305,000		\$305,000
McDermott Foundation, Eugene	1	\$5,000		\$5,000
McGregor Fund	2	\$385,000		\$385,000
McKenzie River Gathering	1	\$10,000		\$10,000
Mellon Foundation, Andrew W.	1	\$1,159,000		\$1,159,000
MetLife Foundation	9	\$162,265		\$162,265
Meyer Memorial Trust	14	\$955,856		\$955,856
Miami Foundation	46	\$360,675		\$360,675
Michaels Foundation, Howard and Jennifer	1		\$6,250	\$6,250
Miller Foundation, Herman and Frieda L.	1	\$50,000		\$50,000
Minneapolis Foundation	44	\$89,394	\$14,778	\$104,172
Mirapaul Foundation	1		\$12,500	\$12,500
Missouri Foundation for Health	1	\$209,688		\$209,688
Moody Foundation	1	\$20,000		\$20,000
Moonwalk Fund, Silva Watson	14	\$230,000		\$230,000
Moriah Fund	2	\$70,000		\$70,000
Morrison and Foerster Foundation	11	\$70,135		\$70,135
Ms. Foundation for Women	3	\$75,311		\$75,311
Mukti Fund	3	\$96,000	\$1,000	\$97,000
NEO Philanthropy	18	\$1,319,985		\$1,319,985
New York Community Trust, The	20	\$803,250	\$12,000	\$815,250
New York Women's Foundation	19	\$959,500		\$959,500
New Yorkers for Children	1	\$30,000		\$30,000
Newpol Foundation	3	\$35,000	\$1,250	\$36,250
Nordson Corporation Foundation, The	1	\$13,000		\$13,000
Nordstrom	1	\$10,000		\$10,000
Norris Preyer Fund, Marry	1	\$5,000		\$5,000
North Star Fund	21	\$201,750		\$201,750

FOUNDATION NAME	Total Grants	Direct Grant Dollars	Regranting Dollars	Total Dollars
Northrop Grumman	1	\$2,500		\$2,500
Northwest Area Foundation	4	\$65,000	\$60,000	\$125,000
NoVo Foundation	7	\$597,500	\$165,000	\$762,500
Ohio Transformation Fund	1	\$40,000		\$40,000
Omomuki Foundation	4	\$25,940	\$12,122	\$38,062
Open Society Foundations	92	\$7,577,998	\$191,600	\$ 7,769,598
Oregon Community Foundation	51	\$341,983	\$500	\$342,483
Orlando City Soccer Club Foundation	2	\$50,000		\$50,000
Our Fund	236	\$687,207	\$51,000	\$738,207
Our Fund - Contigo Fund	26	\$614,824		\$614,824
OUT Miami Foundation	5	\$39,000		\$39,000
Overbrook Foundation, The	14	\$606,000	\$155,000	\$761,000
Packard Foundation, David and Lucile	1	\$50,000		\$50,000
Palette Fund	24	\$1,114,325		\$1,114,325
Parsons Foundation, Bob and Renee	1	\$275,000		\$275,000
Parsons Foundation, Ralph M.	1	\$35,000		\$35,000
Peace Development Fund	3	\$132,431		\$132,431
Pfund Foundation	33	\$62,900		\$62,900
Philadelphia Foundation	35	\$347,252		\$347,252
Pittsburgh Foundation, The	1	\$10,000		\$10,000
Point Foundation	97	\$818,668		\$818,668
Polk Bros. Foundation	6	\$243,500		\$243,500
Pride Foundation	348	\$1,200,468		\$1,200,468
Proteus Fund	9	\$905,000		\$905,000
Reynolds Babcock Foundation, Mary	1	\$150,000		\$150,000
Reynolds Foundation, Z. Smith	3	\$105,000		\$105,000
Richardson Fund, Anne S.	1	\$30,000		\$30,000
Richmond Memorial Health Foundation	2	\$22,500		\$22,500
Roaring Fork Gay and Lesbian Community Fund	1	\$5,000		\$5,000
Robin Hood Foundation	7	\$1,109,500		\$ 1,109,500
Roblee Foundation, Joseph H. and Florence A.	3	\$50,000		\$50,000
Rochester Area Community Foundation	14	\$40,700		\$40,700
Rockefeller Brothers Fund	1	\$25,000		\$25,000
Rockefeller Foundation	3	\$300,000		\$300,000
Rockefeller Philanthropy Advisors	1	\$500		\$500
Rohr Foundation, Mark & Rachel	1	\$10,000		\$10,000
Rolland Foundation, Ian and Mimi	1	\$12,500		\$12,500
Rorie Foundation, Ryan	1	\$1,000		\$1,000

FOUNDATION NAME	Total Grants	Direct Grant Dollars	Regranting Dollars	Total Dollars
Rosenberg Foundation	1	\$750		\$750
Rubin Foundation, Shelley and Donald	2	\$30,000		\$30,000
Rudin Family Foundation, May and Samuel	2	\$75,000		\$75,000
Samsara Foundation	1	\$7,000		\$7,000
San Diego Foundation	2	\$36,350		\$36,350
San Diego Human Dignity Foundation	18	\$92,200	\$300	\$92,500
San Diego Pride	1	\$6,000		\$6,000
San Francisco Foundation	11	\$186,857		\$186,857
Santa Fe Community Foundation	22	\$72,050		\$72,050
Schott Foundation for Public Education	4	\$105,000		\$105,000
Seattle Foundation, The	5	\$36,500		\$36,500
Silicon Valley Community Foundation	10	\$936,112		\$936,112
Simmons Foundation, The	7	\$240,000		\$240,000
Skolnick Family Charitable Trust, The	1	\$1,000		\$1,000
Small Change Foundation	21	\$501,000		\$501,000
Snowdon Foundation, Ted	10	\$277,000	\$35,000	\$312,000
Snyder Fund, Valentine Perry	2	\$100,000		\$100,000
Social Justice Fund Northwest	19	\$183,906		\$183,906
Southern Vision Alliance	5	\$3,750		\$3,750
Southwest Florida Community Foundation	1	\$18,000		\$18,000
Spartanburg County Foundation	5	\$46,500		\$46,500
Stonewall Community Foundation	142	\$494,133		\$494,133
Storr Family Foundation, The	1	\$5,000		\$5,000
Strengthen Orlando - OneOrlando Fund	302	\$2,106,526		\$2,106,526
Surdna Foundation	8	\$66,100		\$66,100
Tawani Foundation	18	\$1,648,000		\$1,648,000
TEGNA Foundation	1	\$5,000		\$5,000
Texas Pride Impact Funds	1	\$11,000		\$11,000
The LGBTQ Focus Foundation	5	\$140,500		\$140,500
Third Wave Fund	39	\$391,800		\$391,800
Tides Foundation	180	\$7,524,762	\$72,000	\$7,596,762
TJX Foundation, The	6	\$70,000		\$70,000
Tov Adama Foundation	1	\$2,500		\$2,500
Trans Justice Funding Project	154	\$500,500		\$500,500
TurningPoint Foundation	1	\$50,000		\$50,000
Unitarian Universalist Program Veatch Program at Shelter Rock	7	\$260,000	\$70,000	\$330,000
Unitarian Universalist Service Committee	4	\$105,000		\$105,000

FOUNDATION NAME	Total Grants	Direct Grant Dollars	Regranting Dollars	Total Dollars
United Way of Cleveland	1	\$7,767		\$7,767
United Way of Greater Cincinnati	1	\$32,000		\$32,000
United Way of Greater St. Louis	1		\$60,000	\$60,000
United Way of Metro Dallas	2	\$180,000		\$180,000
United Way of Tucson and Southern Arizona	1	\$8,616		\$8,616
Urgent Action Fund	38	\$127,066		\$127,066
van Ameringen Foundation, H	86	\$4,349,500		\$4,349,500
Vermont Community Foundation	23	\$47,550	\$36,000	\$83,550.00
ViiV Healthcare	39	\$2,742,325	\$240,000	\$2,982,325
Wallis Foundation	1	\$5,000		\$5,000
Warhol Foundation for the Visual Arts, Andy	2	\$20,000		\$20,000
Washington AIDS Partnership	5	\$198,500		\$198,500
Washington Area Women's Foundation	1	\$500		\$500
Washington Forrest Foundation	1	\$3,000		\$3,000
Weinberg Foundation, Harry and Jeanette	1	\$200,000		\$200,000
Wells Fargo	161	\$3,339,971		\$ 3,339,971
Wild Geese Foundation	21	\$246,600		\$246,600
Women's Foundation of California, The	11	\$235,000		\$235,000
Women's Foundation of Minnesota	1	\$8,500		\$8,500
Zarrow Family Foundation, Maxine & Jack	3	\$4,000		\$4,000
Zarrow Family Foundations	2	\$6,500		\$6,500
Zarrow Foundation, Anne and Henry	2	\$45,000		\$45,000
Zarrow Family Foundation, Maxine & Jack	1	\$1,500		\$1,500
Zarrow Foundation, Anne and Henry	2	\$155,000		\$155,000
Total	6,297	\$185,841,930	\$13,087,261	\$198,929,192

METHODOLOGY & ACKNOWLEDGMENTS

METHODOLOGY

We surveyed the 2017 grantmaking activity of nearly 1,000 philanthropic entities in search of LGBTQ funding. All types of foundations were surveyed—private, public, community and corporate—as well as nonprofit organizations with grantmaking programs. Information was obtained predominantly through self-reporting by grantmakers, as well as through a review of 990s and annual reports. This report includes all information received as of December 20, 2018.

Our overarching research goal was to ensure that the data we collected focused specifically on LGBTQ issues and organizations. Therefore, the data set does not include grants to organizations or projects that are generally inclusive of LGBTQ people unless they explicitly address an LGBTQ issue or population. For example, a women’s organization awarded a grant to develop a sex education curriculum for girls, open and welcoming to all girls, including LGBTQ girls, would not have been included in the data. If that same organization was funded to provide sex education specifically to LGBTQ girls, it would have been included.

We have included all re-granting dollars in charts that rank individual grantmakers and in the appendix to accurately show the overall level of LGBTQ funding provided by each grantmaker, regardless of whether those dollars are provided in the form of direct grants or through an intermediary that then re-grants those dollars to other organizations and individuals. As a result, the charts that rank grantmakers and the appendix “double-count” re-granting when aggregated. However, for all other tabulations and charts, we have not included dollars awarded for the purpose of re-granting, so as to avoid double counting.

ACKNOWLEDGMENTS

None of this work would be possible without our members and the other philanthropic entities who generously shared data on their grantmaking for LGBTQ communities. We are especially appreciative to our friends at Funders Concerned About AIDS (FCAA)—John Barnes, Sarah Hamilton, and Caterina Girona—for sharing their LGBTQ-specific HIV/AIDS grantmaking data and for consistently being outstanding collaborative partners in our research efforts.

MISSION

Funders for LGBTQ Issues works to increase the scale and impact of philanthropic resources aimed at enhancing the well-being of lesbian, gay, bisexual, transgender and queer communities, promoting equity and advancing racial, economic and gender justice.

BOARD OF DIRECTORS

Rickke Mananzala, Chair

Vice President of Strategy & Programs, Borealis Philanthropy

Jason McGill, Vice Chair

Co-Executive Director, Arcus Foundation

Kristine Stallone, Treasurer

Vice President for Finance and Administration, American Jewish World Service

Rebecca Fox, Secretary

Senior Program Officer, Wellspring Advisors

Brandie Balken

Deputy Director, Hopewell Fund

Alfredo Cruz

Vice President of Programs & Special Initiatives, Foundation for Louisiana

Matthew “Matty” Hart

Director, Global Philanthropy Project

Kelli King-Jackson

Senior Program Officer, Simmons Foundation

Cynthia Renfro

President & CEO, Civis Consulting, LLC

Beatriz “Bia” Vieira

Chief Program Officer
The Women’s Foundation of California

Rye Young

Philanthropic Consultant

STAFF

Ben Francisco Maulbeck

President

Lyle Matthew Kan

Vice President of Research & Communications

Marvin Webb

Vice President of Finance & Administration

Kristina Wertz

Vice President of Engagement & Philanthropic Outreach

Rebecca Wisotsky

National Director of Philanthropic Outreach

Chantelle Fisher-Borne

Project Director, The Out in the South Initiative

Alexander Lee

Project Director, Grantmakers United for Trans Communities

Andrew Wallace

Research and Communications Officer

Luis Rey Ramirez

Research & Communications Associate

Nicole Fernandes

Executive & Operations Assistant

REPORT CREDITS

Authors

Lyle Matthew Kan, Ben Francisco Maulbeck, and Andrew Wallace

Copy Editor

Alexander Lee

Creative Director

Andrew Wallace

Graphic Designer

Gabriel Lee (original design);
Trevor Messersmith, 80east Design (2017 Edition)

Lead Researcher

Andrew Wallace

Researchers

Eames Armstrong, Lyle Matthew Kan, Sarah Neddo, and Demian Yoon

© MARCH 2019, FUNDERS FOR LGBTQ ISSUES

Permission is granted to reproduce this document in part or in its entirety, provided that Funders for LGBTQ Issues is cited as the source for all reproduced material. An updated version of this report was published in April 2019 with minor corrections.



FUNDERS FOR
LGBTQ
ISSUES

📍 45 West 36th Street, 8th Floor, New York, NY 10018 📞 (212) 475-2930 📠 (212) 475-2532
🌐 lgbtfunders.org 🐦 [@lgbtfunders](https://twitter.com/lgbtfunders) 📘 facebook.com/LGBTQFunders

