

2018

TRACKING REPORT

LGBTQ Grantmaking
by U.S. Foundations



450

Foundations and Corporations Invested in LGBTQ Communities

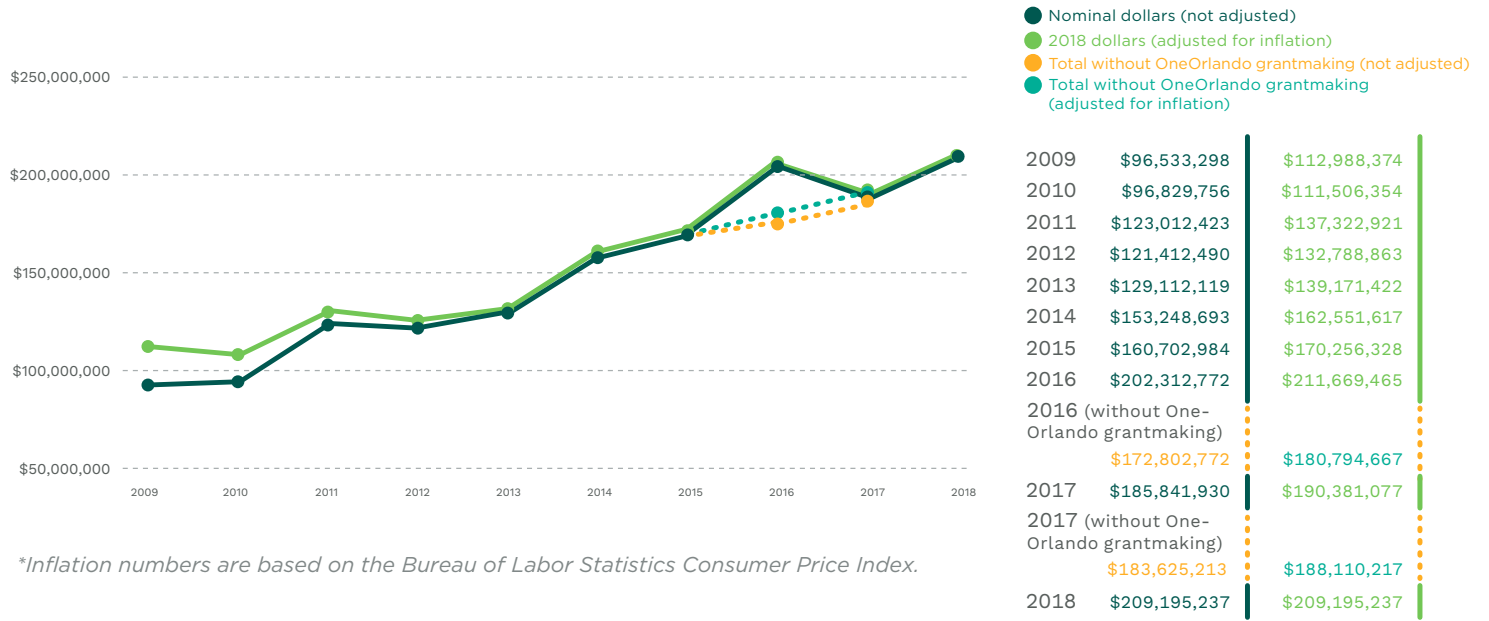
6,636
Grants

\$209,195,237
Total Investment in LGBTQ issues


2,493
Grantees

Total Annual LGBTQ Grant Dollars, 2009-2018

Foundation funding for LGBTQ issues totaled \$209.2 million in 2018 — a new record high. This total represents a notable increase of \$22.4 million dollars, or 13 percent, from the \$185.8 million reported in 2017. This year marks the second time in the history of philanthropy that funding for LGBTQ issues surpassed the \$200 million mark.



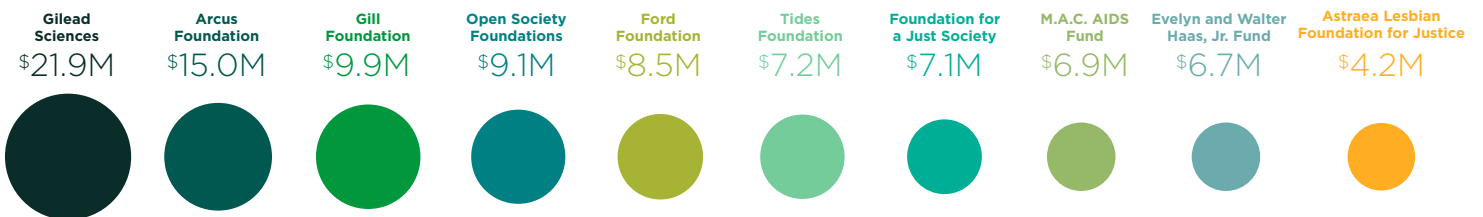
*Inflation numbers are based on the Bureau of Labor Statistics Consumer Price Index.



For every \$100 dollars awarded by U.S. foundations, **28 cents** specifically supported LGBTQ issues.

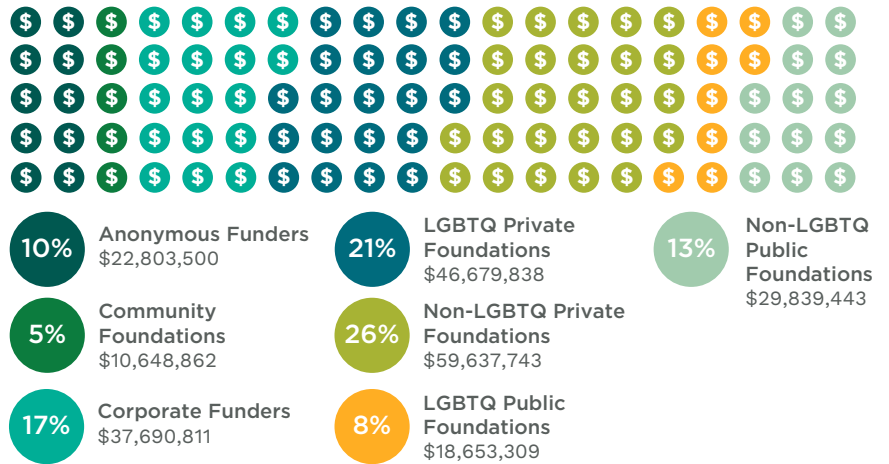
Top 10 Funders of LGBTQ Issues, by Total Dollar Amount

In 2018, the top ten funders of LGBTQ issues awarded nearly \$96.2 million, accounting for 46 percent of all funding for LGBTQ issues from U.S.-based foundations. Support from this leading group of donors increased by \$10 million dollars.



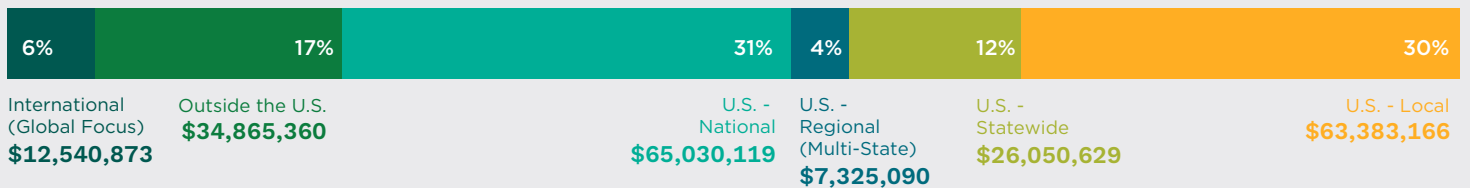
Sources of LGBTQ Grant Dollars, by Funder Type

While foundation giving to LGBTQ issues increased in 2018, this growth was not uniform across foundation types. Non-LGBTQ Private Foundations awarded the largest share of support for LGBTQ issues in 2018.



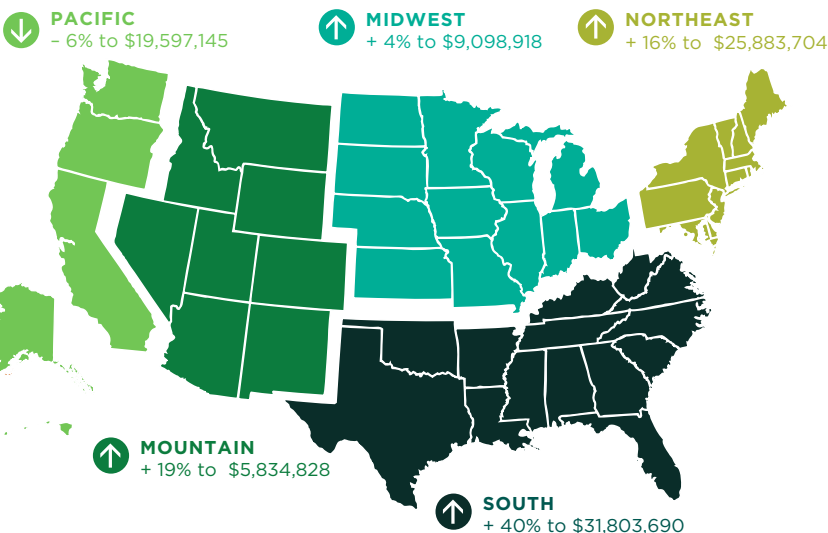
Distribution of LGBTQ Grant Dollars, by Geographic Focus

In 2018, approximately 77 percent of funding from U.S.-based foundations focused on LGBTQ communities and issues within the United States while the remaining 23 percent focused on LGBTQ issues globally or outside the United States.



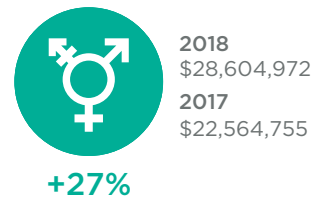
Local, State, and Regional Funding of LGBTQ Issues, by Regional Percentage Change

For the second year in a row, **the South** received the largest share of grant dollars, posting a total of \$31.8 million, a 40 percent increase from 2017.



Notable Changes in 2018

Funding for Trans Communities



Funding for trans communities in the United States continued to increase, reaching a new record high of \$28.6 in 2018 — a 27 percent increase from 2018.

Funding for International LGBTQ Issues



Despite overall increases, funding for LGBTQ communities and issues outside of the United States declined by two percent in 2018, accounting for 23 percent of all funding from U.S. Foundations.



INTRODUCTION

I am pleased to share with you the *2018 Tracking Report: Lesbian, Gay, Bisexual, Transgender, and Queer Grantmaking by U.S. Foundations*. **In 2018, foundation funding for LGBTQ issues hit a record high of \$209.2 million** — surpassing the previous record high set in 2016 on account of the unprecedented philanthropic response to the Pulse Nightclub Massacre. Furthermore, **this 17th edition of our annual tracking report identified 6,636 grants for LGBTQ issues from 450 foundations and corporations — both new record highs.**

The analysis of the scope and character of foundation funding for LGBTQ issues that follows reports on many record highs. In 2018, we observed record high levels of grantmaking for transgender people, LGBTQ people in the U.S South, and LGBTQ people of color. It also points out important trends. For the third year in a row, the report finds an increased share of LGBTQ funding going to non-LGBTQ-specific organizations, despite the continued (but smaller) increase in funding for LGBTQ-specific organizations.

It also reveals a new top funder in Gilead Sciences. The Arcus Foundation had been the top funder of LGBTQ issues since 2013 but fell to the number two spot in 2018. This marks the first time a corporate funder was the top funder of LGBTQ issues and the first time since 2012 that a non-LGBTQ funder topped our list.

Indeed, changes are afoot for LGBTQ philanthropy just as change is happening at Funders for LGBTQ Issues. When I joined Funders for LGBTQ Issues as president in 2012 and worked to develop a strategic plan in 2013, foundation funding for LGBTQ issues was hovering around \$121.4 million a year. In my inaugural strategic plan, we set the audacious goal of surpassing \$200 million in foundation funding for LGBTQ issues. Prior to this report, the only year we had reached that goal

was in 2016, as a result of the philanthropic response to the Pulse Nightclub Massacre — an inspiring outpouring of generosity — but one that was highly focused in scope and time. In contrast, surpassing \$200 million in 2018 reflects a broader and more sustained growth of resources for LGBTQ communities. Reaching this milestone in my last tracking report as president leaves me optimistic about what our philanthropic community can accomplish together — even as we remain mindful of the many urgent gaps and needs that face our communities.

As a caveat, remember that this report only includes funding from foundations and corporations — not from individual donors or government agencies — and as such only captures a portion of all giving to LGBTQ issues. Note that the global section of this year's report once again only provides a brief summary. I encourage anyone interested in the global LGBTQ funding landscape to consult our *Global Resources Report*, a robust biennial report series produced in collaboration with the Global Philanthropy Project.

It is my hope that this report continues to prove useful to funders, nonprofit leaders, and other stakeholders in identifying trends, gaps, and opportunities for LGBTQ grantmaking. As with all of our research, our goal is to provide accurate and user-friendly data on LGBTQ funding, so as to advance our mission of increasing the scale and impact of LGBTQ philanthropy.

Take Care,



Ben Francisco Maulbeck
President, Funders for LGBTQ Issues



CONTENTS

| | |
|---|-----------|
| OVERVIEW | 5 |
| Top Grantmakers | 6 |
| Top Grant Recipients | 7 |
| Sources of LGBTQ Funding | 8 |
| Geographic Focus | 9 |
| Type of Support | 10 |
| Population Focus | 10 |
| Strategies Funded | 11 |
| Issues Addressed | 12 |
| DOMESTIC FUNDING OF LGBTQ ISSUES | 13 |
| Local, State, and Regional Funding of LGBTQ Issues | 15 |
| Funding Per LGBT Adult | 17 |
| Issues Addressed in Domestic Funding | 19 |
| Domestic Population Focus | 20 |
| DOMESTIC FUNDING BY TYPE OF ORGANIZATION | 24 |
| LGBTQ Organizations vs. Non-LGBTQ Organizations | 24 |
| Breakdown of Domestic Funding for LGBTQ Organizations | 25 |
| Breakdown of Domestic Funding for Non-LGBTQ Organizations | 27 |
| GLOBAL FUNDING FOR LGBTQ ISSUES | 30 |
| Top Global Donors and Grantees | 30 |
| Global LGBTQ Funding By Region and Issues Addressed | 31 |
| COMMUNITY FOUNDATION GRANTMAKING FOR LGBTQ ISSUES | 33 |
| CORPORATE GRANTMAKING FOR LGBTQ ISSUES | 34 |
| PRIVATE FOUNDATION GRANTMAKING FOR LGBTQ ISSUES | 35 |
| PUBLIC FUNDER GRANTMAKING FOR LGBTQ ISSUES | 36 |
| APPENDIX: 2018 LIST OF LGBTQ GRANTMAKERS IN THE U.S. | 37 |
| METHODOLOGY & ACKNOWLEDGMENTS | 52 |

OVERVIEW

In 2018, United States-based foundations and corporations awarded 6,636 grants totaling \$209.2 million for organizations and programs addressing lesbian, gay, bisexual, transgender and queer issues around the world. Funding increased by 13 percent to push philanthropic support for LGBTQ issues past the \$200 million mark for only the second time; the first was reported in 2016, when the philanthropic response to the Pulse Nightclub massacre drove annual funding to \$202.3 million. In 2018, there was no singular mass tragedy that drove the rise in giving. Rather, this report documents an evolving — and for now growing — field of 450 private, public, and corporate funders working to enrich the lives of LGBTQ people and fuel the fight against the considerable threats to the wellbeing of LGBTQ communities in the United States and abroad.

This 2018 report includes a record number of surveyed institutions, increasing the number of funders by 32 percent to a new high of 450. Yet the growth in funding captured here is not only a consequence of the increase in reporting institutions. In fact, all new funders to this report (those that were not included in the 2017 report) collectively account for less than 5 percent of total support. The field of LGBTQ grantmaking continues to be incredibly top-heavy with the top 10 funders accounting for 46 percent of annual giving to

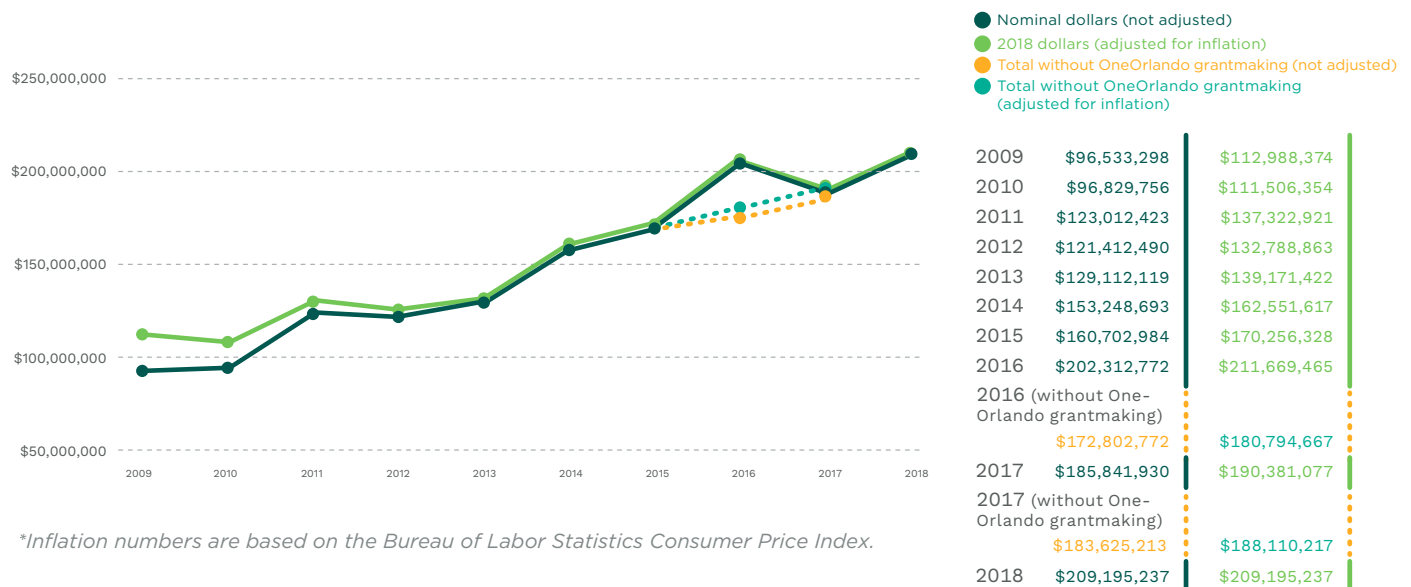
LGBTQ communities, and the top 100 accounting for a full 89 percent of all LGBTQ grantmaking.

Despite some decreases from several top grantmakers, including the Ford Foundation, Arcus Foundation and the Elton John AIDS Foundation, significant growth from others on the top funder list drove the overall increases we're reporting. Gilead Sciences reported the single largest increase in year-over-year funding, growing its contribution by over \$10 million to a high of \$21.9 million and taking the spot as the number one U.S.-based funder of LGBTQ communities in 2018. Thirteen other foundations increased their giving by \$1 million or more in 2018: : Anonymous Donors, Bill and Melinda Gates Foundation, Calamus Foundation (New York), Community Foundation for Greater Atlanta, Evelyn and Walter Haas, Jr. Fund, Foundation for a Just Society, Harry and Jeanette Weinberg Foundation, Horizons Foundation, John D and Catherine T. MacArthur Foundation, Laughing Gull Foundation, M.A.C. AIDS Fund, Open Society Foundations, and Tawani Foundation.

NOTE: Throughout this report the \$2.1 million in direct victim support awarded through the OneOrlando Fund in 2017 is included in all reported totals unless otherwise noted.

Total Annual LGBTQ Grant Dollars, 2009-2018

Foundation funding for LGBTQ issues totaled \$209.2 million in 2018 — a new record high. This total represents a notable increase of \$22.4 million dollars, or 13 percent, from the \$185.8 million reported in 2017. **This year marks the second time in the history of philanthropy that funding for LGBTQ issues surpassed the \$200 million mark.**



TOP GRANTMAKERS

In 2018, the top ten funders of LGBTQ issues awarded nearly \$96.2 million, accounting for 46 percent of all funding for LGBTQ issues from U.S.-based foundations. Support from this leading group of donors increased by \$10 million dollars, yet continued to account for roughly the same share of funding.

The top twenty funders combined awarded \$128.3 million, accounting for 61 percent of the year's total. Eight of the top twenty foundations were LGBTQ-specific funders, up from seven in 2017. In 2018, the majority of the top twenty funders were private foundations. There were twelve private foundations on the list, five public foundations, and three corporate funders.

TOP 20 FUNDERS OF LGBTQ ISSUES, BY TOTAL DOLLAR AMOUNT^{1,2}

| | |
|---|--|
| 1 Gilead Sciences \$21,881,659 Foster City, CA | 11 Laughing Gull Foundation \$4,115,000 Durham, NC |
| 2 Arcus Foundation \$15,005,500 New York, NY | 12 H. van Ameringen Foundation \$3,922,000 New York, NY |
| 3 Gill Foundation \$9,872,700 Denver, CO | 13 Borealis Philanthropy \$3,860,125 Minneapolis, MN |
| 4 Open Society Foundations \$9,059,448 New York, NY | 14 Tawani Foundation \$3,858,250 Chicago, IL |
| 5 Ford Foundation \$8,466,300 New York, NY | 15 Horizons Foundation \$3,467,113 San Francisco, CA |
| 6 Tides Foundation \$7,181,666 San Francisco, CA | 16 Wells Fargo \$3,313,099 San Francisco, CA |
| 7 Foundation for a Just Society \$7,052,500 New York, NY | 17 John D and Catherine T. MacArthur Foundation \$3,296,242 Chicago, IL |
| 8 M.A.C. AIDS Fund \$6,868,538 New York, NY | 18 The California Endowment \$2,440,900 Los Angeles, CA |
| 9 Evelyn and Walter Haas, Jr. Fund \$6,677,500 San Francisco, CA | 19 Harry and Jeanette Weinberg Foundation \$1,900,000 Owing Mills, MD |
| 10 Astraea Lesbian Foundation for Justice \$4,179,390 New York, NY | 20 New York Women's Foundation \$1,854,000 New York, NY |

TOP 10 FUNDERS OF LGBTQ ISSUES, BY NUMBER OF GRANTS

| | |
|---|------------|
| 1 Horizons Foundation San Francisco, CA | 468 |
| 2 Pride Foundation Seattle, WA | 331 |
| 3 Astraea Lesbian Foundation for Justice New York, NY | 307 |
| 4 Our Fund Wilton Manors, FL | 279 |
| 5 Tides Foundation San Francisco, CA | 257 |
| 6 Trans Justice Funding Project San Francisco, CA | 184 |
| 7 Borealis Philanthropy Minneapolis, MN | 182 |
| 8 Gilead Sciences Foster City, CA | 175 |
| 8 Stonewall Community Foundation New York, NY | 152 |
| 10 Wells Fargo San Francisco, CA | 149 |

¹In contrast to other sections of this report, this list of top funders — and all subsequent top funder lists — includes dollars awarded for re-granting, so as to capture the full amount of funding flowing from (or through) each funder.

²In 2018, anonymous funders awarded a total of \$22,803,500. If the anonymous funders appeared in the top twenty list as a single funder, they would rank as the number one U.S.-Based funder of LGBTQ Issue.

TOP GRANT RECIPIENTS

In 2018, the top 20 recipients of LGBTQ funding received a total of \$44.0 million, accounting for 21 percent of all LGBTQ dollars granted.

Seventeen of the top 20 grantees were nonprofit organizations focused specifically on LGBTQ issues. Top grantees were mostly based in the United States, and primarily concentrated in California, New York, and Washington, DC. Four of the top funded organizations were located in countries outside of the United States.

TOP 20 GRANTEEES OF FOUNDATION FUNDING FOR LGBTQ ISSUES (EXCLUDES GRANT DOLLARS INTENDED FOR RE-GRANTING)⁴

| | |
|--|--|
| 1 GLAAD \$5,081,720 New York, NY | 11 The Trevor Project \$1,642,200 West Hollywood, CA |
| 2 SAGE \$4,452,600 New York, NY | 12 National Center for Lesbian Rights (NCLR) \$1,612,585 San Francisco, CA |
| 3 Palm Center \$2,829,250 San Francisco, CA | 13 International Lesbian, Gay, Bisexual, Trans and Intersex Association (ILGA) \$1,514,480 Geneva, Switzerland |
| 4 Freedom for All Americans \$2,825,000 Washington, DC | 14 New York LGBT Center \$1,503,537 New York, NY |
| 5 National LGBTQ Task Force \$2,781,845 Washington, DC | 15 Astraea Lesbian Foundation for Justice \$1,459,150 New York, NY |
| 6 Transgender Law Center \$2,721,019 Oakland, CA | 16 University of Manitoba \$1,453,341 Winnipeg, Canada |
| 7 Southerners On New Ground (SONG) \$2,389,450 Atlanta, GA | 17 Los Angeles LGBT Center \$1,449,847 Los Angeles, CA |
| 8 Genders & Sexualities Alliance Network \$2,111,500 Oakland, CA | 18 Borealis Philanthropy \$1,426,000 Minneapolis, MN |
| 9 Initiative for Strategic Litigation in Africa (ISLA) \$2,016,000 Johannesburg, South Africa | 19 International Lesbian, Gay, Bisexual, Trans and Intersex Association (ILGA) - Europe \$1,387,669 Brussels, Belgium |
| 10 Funders for LGBTQ Issues \$1,953,478 New York, NY | 20 Human Rights Campaign (HRC) \$1,340,514 Washington, DC |

⁴In 2018, multiple anonymous grantees received a total of \$7,187,905. This total includes individuals who received direct financial support in the form of scholarships or other direct financial assistance. If these anonymous grantees were to appear as a single entity on the top twenty list, they would rank as the number one grant recipient of LGBTQ.

SOURCES OF LGBTQ FUNDING

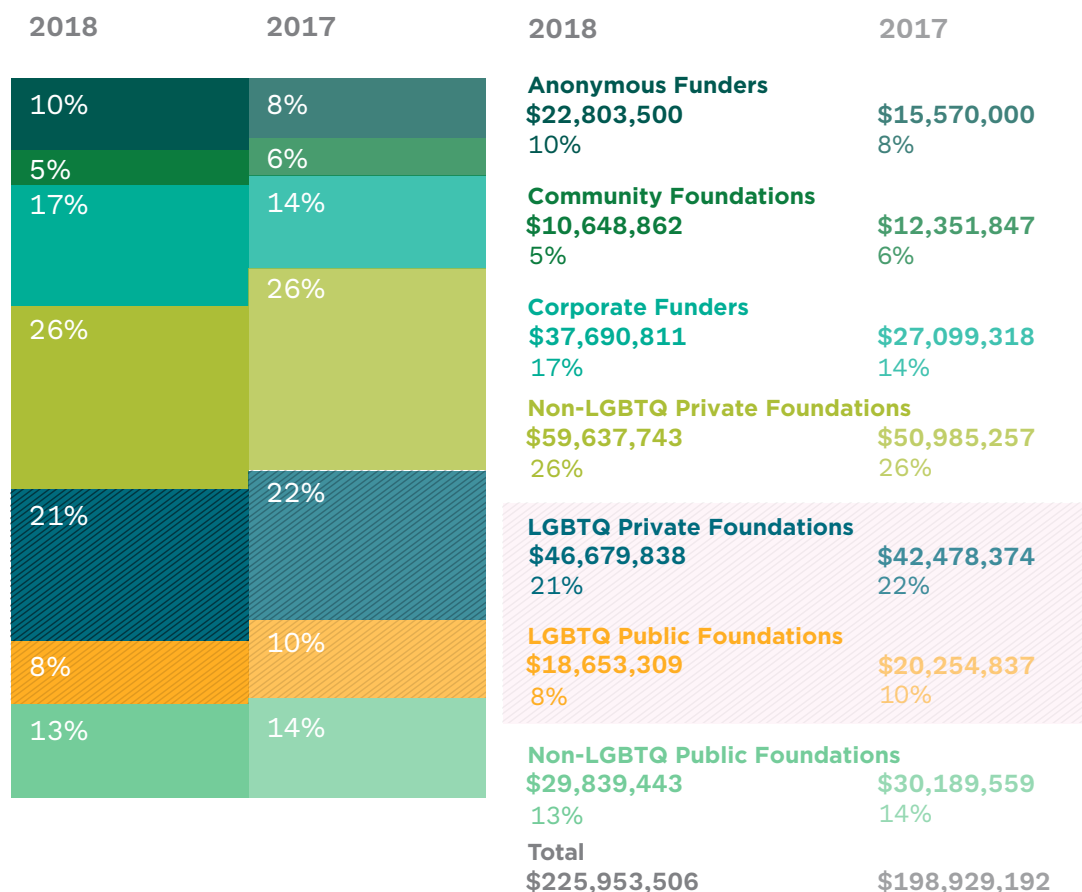
While foundation giving to LGBTQ issues increased in 2018, the growth was not uniform across foundation types. Anonymous donors, corporate funders, and non-LGBTQ private foundations had the biggest increases in 2018. The largest increase by any funder category was from anonymous donors who awarded \$22.8 million in 2018, a 46 percent increase from 2017. Anonymous donors accounted for 10 percent of all funding for LGBTQ issues.

Corporate funding for LGBTQ issues increased by over \$10 million, a nearly 40 percent increase from 2017. This increase was driven largely by one corporate funder, Gilead Sciences. This pharmaceutical company specializing in medicines used in the treatment and prevention of HIV/AIDS increased funding for LGBTQ communities by 87 percent and alone accounted for 10 percent of all funding in 2018.

Non-LGBTQ private foundations increased giving for LGBTQ issues by 17 percent in 2018, to account for 26 percent of all giving for LGBTQ communities. Non-LGBTQ private foundations accounted for the largest share of support for LGBTQ communities and issues in 2018.

LGBTQ private and public foundations awarded \$65.8 million in 2018 accounting for 29 percent of all giving for LGBTQ communities, while non-LGBTQ grantmakers awarded \$137.4 million accounting for 61 percent of all giving for LGBTQ communities. This is the first time LGBTQ-specific grantmakers accounted for less than 30 percent of all giving since we began tracking giving by LGBTQ and non-LGBTQ grantmaker type. It continues to a positive trend of non-LGBTQ grantmakers increasing support for LGBTQ communities at a more rapid pace than LGBTQ-specific grantmakers.

Distribution of LGBTQ Grant Dollars by Funder Type



GEOGRAPHIC FOCUS

In 2018, more than three-quarters of funding from U.S.-based foundations focused on LGBTQ communities and issues within the United States while the remaining 23 percent focused on LGBTQ issues globally or outside the United States. Despite the overall increase in funding, support from U.S. foundations for LGBTQ issues outside the United States actually decreased by 2 percent in 2018.

Funding for LGBTQ communities in the United States totaled \$161.8 million in 2018. Support for efforts on a national scale received the largest share of domestic funding — totaling over \$65 million in 2018, an increase of 22 percent from the \$53.1 million reported in 2017. This national funding accounted for 40 percent of all funding domestic LGBTQ funding in 2018. Support for work focused on the local level increased by 12 percent to a high of \$63.4 and accounted for a similarly large share of domestic funding at 39 percent.

In 2018, support for state-level work increased significantly, by over 40 percent.

Distribution of LGBTQ Grant Dollars by Geographic Focus

| 2018 | 2017 | 2018 | 2017 |
|------|------|--|--------------------------------------|
| 6% | 8% | International (Global Focus) \$12,540,873 6% | \$14,585,136 8% |
| 17% | 18% | Outside the U.S. \$34,865,360 17% | \$33,966,833 18% |
| 31% | 29% | U.S. — National \$65,030,119 31% | \$53,106,270 29% |
| 4% | 5% | U.S. — Regional (Multi-State) \$7,325,090 4% | \$9,245,146 5% |
| 12% | 10% | U.S. — Statewide \$26,050,629 12% | \$18,010,044 10% |
| 30% | 31% | U.S. — Local \$63,383,166 30% | \$56,833,002 31% |
| | | Total \$209,195,237 | Total \$185,841,930 |

TYPE OF SUPPORT

Consistent with established trends, funding for program or project specific support continues to be the most common type of support in. It accounted for nearly half of all philanthropic support for LGBTQ issues in 2018.

While funding for general operating support increased in 2018, it made up a slightly smaller share of overall funding, representing 41 percent of grant dollars in 2018, down from 42 percent in 2017.

In 2018, we reported no funding for direct victim support. For the past two years of reporting this category described distributions from the OneOrlando Fund to survivors and families of victims of the Pulse Nightclub tragedy. The fund awarded its final grants in 2017.

Funding for capacity building declined slightly while scholarship and fellowship support remained level.

The 'other' category captures other types of funding, including: capital support, corporate matching gifts, emergency funding, endowment support, matching grants, prizes and awards, seed funding, sponsorships, as well as funds awarded to international intermediaries for the purposes of regranting.

Distribution of LGBTQ Grant Dollars by Type of Support

| 2018 | 2017 | 2018 | 2017 |
|------|------|---|----------------------------|
| 49% | 47% | Program/Project Support \$103,060,201 49% | \$86,062,643 47% |
| 41% | 42% | General Operating Support \$85,673,538 41% | \$76,603,048 42% |
| 4% | 5% | Capacity-Building Support \$8,103,221 4% | \$9,861,899 5% |
| 4% | 4% | Direct Victim Support \$0 0% | \$2,106,526 1% |
| 4% | 4% | Scholarships and Fellowships \$3,568,447 2% | \$3,598,538 2% |
| 4% | 4% | Other \$8,789,830 4% | \$7,520,158 4% |
| | | Total \$209,195,237 | \$185,841,930 |

POPULATION FOCUS

The vast majority of LGBTQ grants in 2018, \$156.0 million or 75% of funding, targeted the LGBTQ community broadly. The data below looks at grants that singled out a specific segment of the LGBTQ community.

Trans funding increased by nearly \$2 million in 2018, up from the record high reported in 2017. This modest increase was driven by a significant \$6.0 increase in funding for trans communities in the United States, while funding for trans communities outside of the United States decreased by \$4.1 million. Funding for trans communities accounted for 16 percent of funding for LGBTQ issues. Funding for lesbians and queer women, and bisexuals continued to see modest increases in 2018, while funding for intersex people decreased slightly.

Distribution of LGBTQ Grant Dollars by Sexual Orientation, Gender Identity, and Sex Characteristics

| 2018 | 2017 | 2018 | 2017 |
|------|------|---|----------------------------|
| | | Lesbians/Queer Women \$5,571,635 3% | \$5,127,585 3% |
| | | Gay Men/Queer Men/MSM \$16,189,461 8% | \$11,937,066 6% |
| | | Bisexual People \$226,978 <1% | \$210,776 <1% |
| | | Transgender People \$33,987,723 16% | \$32,072,197 17% |
| | | Intersex People \$1,446,900 1% | \$1,737,605 1% |
| | | Asexual People \$70 <1% | \$0 0% |

● = \$250,000

STRATEGIES FUNDED

Consistent with previous years, advocacy was again the most funded strategy in 2018, with 42 percent of LGBTQ funding supporting advocacy work.

In 2016, the victim support category was added to capture the nearly \$30 million in funding to support the families of victims and survivors of the Pulse Nightclub Massacre in Orlando. In 2017, the OneOrlando Fund awarded an additional \$2.1 million in direct victim support to families of victims and survivors. That funding did not continue in 2018.

Detailed Breakdown of Strategies Funded

| Strategy | 2018 Funding | % | 2017 Funding | % |
|---------------------------------------|----------------------|------------|----------------------|------------|
| Advocacy | \$87,117,983 | 42% | \$78,471,664 | 42% |
| Advocacy (General) | \$41,176,395 | 20% | \$42,945,661 | 23% |
| Community Organizing | \$17,658,725 | 8% | \$16,094,242 | 9% |
| Intergovernmental Advocacy | \$2,000 | <1% | \$0 | 0% |
| Litigation | \$10,016,774 | 5% | \$9,189,784 | 5% |
| Public Education | \$17,964,089 | 9% | \$10,241,977 | 6% |
| Capacity-Building and Training | \$25,167,215 | 12% | \$22,259,175 | 12% |
| Conferences/Seminars/Travel Grants | \$3,463,262 | 2% | \$2,233,137 | 1% |
| Leadership Development | \$5,792,239 | 3% | \$6,054,590 | 3% |
| Organizational Capacity Building | \$12,351,618 | 6% | \$10,066,003 | 5% |
| Training/Technical Assistance | \$3,552,095 | 2% | \$3,905,445 | 2% |
| Culture and Media | \$14,943,219 | 7% | \$11,813,008 | 6% |
| Culture | \$8,103,035 | 4% | \$8,768,676 | 5% |
| Electronic Media/Online Services | \$1,660,570 | 1% | \$593,502 | <1% |
| Film/Video/Radio | \$5,179,614 | 2% | \$2,450,830 | 1% |
| Direct Service | \$40,492,103 | 19% | \$31,978,458 | 17% |
| Philanthropy and Fundraising | \$15,392,032 | 7% | \$20,590,368 | 11% |
| Fundraising Event | \$2,193,400 | 1% | \$1,198,854 | 1% |
| Matching Grant | \$122,500 | <1% | \$25,000 | <1% |
| Philanthropy | \$13,076,131 | 6% | \$19,366,515 | 10% |
| Research | \$14,181,856 | 7% | \$11,392,823 | 6% |
| Victim Support | \$0 | 0% | \$2,106,526 | 1% |
| Other | \$11,900,830 | 6% | \$7,430,320 | 4% |
| Multi-Strategy | \$11,133,330 | 5% | \$6,941,376 | 4% |
| Other | \$767,500 | <1% | \$488,944 | <1% |
| Total | \$209,195,237 | | \$185,657,151 | |

ISSUES ADDRESSED

Civil and human rights issues continued to receive the largest share of funding in 2018, accounting for nearly half of all LGBTQ funding. Funding for health and wellbeing surpassed 20 percent, an increase fueled largely by funding for HIV/AIDS.

We continued to see a decline in funding for issues related to violence, homophobia, and transphobia. In 2017, the OneOrlando Fund distributed over \$2 million in the form of victim support for the survivors and the families of the victims of the Pulse Nightclub Massacre. As predicted, that money, which was counted in the Addressing Violence, Homophobia, Biphobia, and Transphobia category, was highly focused in scope and timing.

Breakdown of Issues Addressed

| Issue | 2018 Funding | % | 2017 Funding | % |
|--|----------------------|-----|----------------------|-----|
| Civil and Human Rights | \$91,459,624 | 44% | \$85,774,320 | 46% |
| Health and Wellbeing | \$45,464,373 | 22% | \$35,943,789 | 19% |
| Strengthening Communities, Families, and Visibility | \$36,120,496 | 17% | \$30,763,787 | 17% |
| Economic Issues | \$9,670,160 | 5% | \$6,629,890 | 4% |
| Education and Safe Schools | \$9,341,638 | 4% | \$8,815,516 | 5% |
| Addressing Violence, Homophobia, Biphobia, and Transphobia | \$4,241,548 | 2% | \$6,673,023 | 4% |
| Other Issues | \$12,897,397 | 6% | \$11,432,022 | 6% |
| TOTAL | \$209,195,237 | | \$185,841,930 | |

DOMESTIC FUNDING OF LGBTQ ISSUES

In 2018, funding for LGBTQ issues in the United States totaled, \$161.8 million - a new record high. With dollars for re-granting included, total domestic funding was \$175.1 million in 2018. Local and statewide funding also reached a new high, totaling \$96.8 million.

The \$24.6 million increase in domestic funding was driven in part by a \$10 million increase in giving from

Gilead Sciences, a \$7 million increase from anonymous donors, a \$4 million increase from Foundation for a Just Society, and a \$4 million increase from Laughing Gull Foundation. Although the Laughing Gull Foundation increase does represent an increase in their grantmaking to LGBTQ issues, it is especially large due to the way the foundation awards multi-year grants.

TOP 10 DOMESTIC FUNDERS⁴

- 1 Gilead Sciences**
\$20,185,314
Foster City, CA
- 2 Gill Foundation**
\$9,872,700
Denver, CO
- 3 Arcus Foundation**
\$8,650,000
New York, NY
- 4 Evelyn & Walter Haas, Jr. Fund**
\$6,677,500
San Francisco, CA
- 5 Foundation for a Just Society**
\$4,957,500
New York, NY
- 6 Laughing Gull Foundation**
\$4,115,000
Durham, NC
- 7 H. van Ameringen Foundation**
\$3,885,000
New York, NY
- 8 Borealis Philanthropy**
\$3,860,125
Minneapolis, MN
- 9 Tawani Foundation**
\$3,858,250
Chicago, IL
- 10 Ford Foundation**
\$3,562,000
New York, NY

TOP 10 DOMESTIC GRANTEES⁵

- 1 GLAAD**
\$5,081,720
New York, NY
- 2 SAGE**
\$4,452,600
New York, NY
- 3 Palm Center**
\$2,829,250
San Francisco, CA
- 4 Freedom for All Americans**
\$2,825,000
Washington, DC
- 5 National LGBTQ Task Force**
\$2,781,845
Washington, DC
- 6 Transgender Law Center**
\$2,721,019
Oakland, CA
- 7 Southerners On New Ground (SONG)**
\$2,389,450
Atlanta, GA
- 8 Genders & Sexualities Alliance Network**
\$2,111,500
Oakland, CA
- 9 Funders for LGBTQ Issues**
\$1,953,478
New York, NY
- 10 The Trevor Project**
\$1,642,200
West Hollywood, CA

⁴In 2018, anonymous funders awarded a total of \$16,333,000 to support LGBTQ issues in the United States. If the anonymous funders appeared in the top ten list as a single funder, they would rank as the number two funder of LGBTQ issues domestically.

⁵In 2018, multiple anonymous grantees received a total of \$5,368,258 for work benefiting LGBTQ communities in the United States. This includes the individuals who received fellowships and scholarships. If the multiple anonymous grantees appeared in the top twenty list as a single grantee, they would rank as the number one grant recipient of domestic LGBTQ funding.

TOP 10 FUNDERS OF LOCAL AND STATE-LEVEL WORK⁶

- 1 Gilead Sciences**
\$11,095,659
Foster City, CA
- 2 Gill Foundation**
\$6,206,750
Denver, CO
- 3 Laughing Gull Foundation**
\$3,960,000
Durham, NC
- 4 Evelyn and Walter Haas, Jr. Fund**
\$3,144,000
San Francisco, CA
- 5 John D and Catherine T. MacArthur Foundation**
\$3,125,000
Chicago, IL
- 6 The California Endowment**
\$2,359,400
Los Angeles, CA
- 7 Borealis Philanthropy**
\$2,321,425
Minneapolis, MN
- 8 H. van Ameringen Foundation**
\$2,260,000
New York, NY
- 9 Arcus Foundation**
\$2,210,000
New York, NY
- 10 Tides Foundation**
\$2,050,878
San Francisco, CA

TOP 10 LOCAL AND STATE-LEVEL GRANTEES⁷

- 1 Southerners On New Ground (SONG)**
\$2,269,450
Atlanta, GA
- 2 SAGE**
\$1,740,000
New York, NY
- 3 New York LGBT Center**
\$1,503,537
New York, NY
- 4 Los Angeles LGBT Center**
\$1,449,847
Los Angeles, CA
- 5 CHRIS 180**
\$1,308,556
Atlanta, GA
- 6 GMHC**
\$1,239,980
New York, NY
- 7 Equality Florida Institute**
\$1,114,235
St. Petersburg, FL
- 8 Abounding Prosperity**
\$1,089,834
Dallas, TX
- 9 Freedom for All Americans**
\$1,080,500
Washington, DC
- 10 University of Minnesota**
\$1,010,000
Minneapolis, MN

⁶In 2018, anonymous funders awarded a total of \$4,578,000 to support local and state-wide LGBTQ work. If the anonymous funders appeared in the top ten list as a single funder, they would rank as the number three funder of local and state-level work.

⁷In 2018, multiple anonymous grantees received a total of \$4,482,243 for the benefit of local and state-wide LGBTQ communities. This includes the individuals who received fellowships and scholarships. If the multiple anonymous grantees appeared in the top twenty list as a single grantee, they would rank as the number one grant recipient of local and state-level funding.

LOCAL, STATE, AND REGIONAL FUNDING OF LGBTQ ISSUES

Funding for local, statewide, and regional LGBTQ work in the United States totaled \$96.8 million in 2018, which would be a record high if you exclude OneOrlando Fund's support for the survivors and the families of the victims of the Pulse Nightclub Massacre in 2016.

For the second year in a row, **the South** received the largest share of grant dollars. Posting a 40 percent increase with \$31.8 million in LGBTQ funding, this is a new record high for the region as well as for any region when excluding OneOrlando Fund grantmaking.

The Northeast was again the second most funded region, with a more modest 16 percent increase in to \$25.9 million in LGBTQ funding. For the second year in a row, **the Pacific** witnessed a decrease, with funding declining by 6 percent to \$19.6 million. **The Midwest** increased by 4 percent to \$9.1 million and **the Mountain region** increased 19 percent to \$5.8 million. LGBTQ funding for **Puerto Rico** also increased by 16 percent to \$397,000.

New York and **California** remain the most funded states, at \$16.8 million and \$13.6 million respectively. They have flipped positions, however, with New York overtaking California for the top spot in 2018. A \$1.1 million increase for New York helped the state reach a record high, while a \$2.8 million decrease for California brought the state to its lowest level of LGBTQ funding since 2014. While the two states were the only states to receive more than \$10 million in funding for local LGBTQ communities,

Florida and **Georgia** both received more than \$5 million in funding for local LGBTQ communities.

In 2018, 35 states and the District of Columbia experienced an increase in LGBTQ funding and 15 experienced a decrease. The largest increase was seen in Georgia, which experienced a \$3.5 million increase in LGBTQ grantmaking driven by several capital campaign investments. **New York, North Carolina, Oregon Texas, Virginia, and Washington** all witnessed increases of \$1 million or more. Outside of **California's** aforementioned decrease, most of the decreases were \$500,000 or less.

Eighteen states and the District of Columbia received \$1 million or more in LGBTQ funding in 2018, the same number as in 2017. However, **Virginia** joined the "million dollar club" for the first time in 2018 while **New Mexico** dropped off the list.

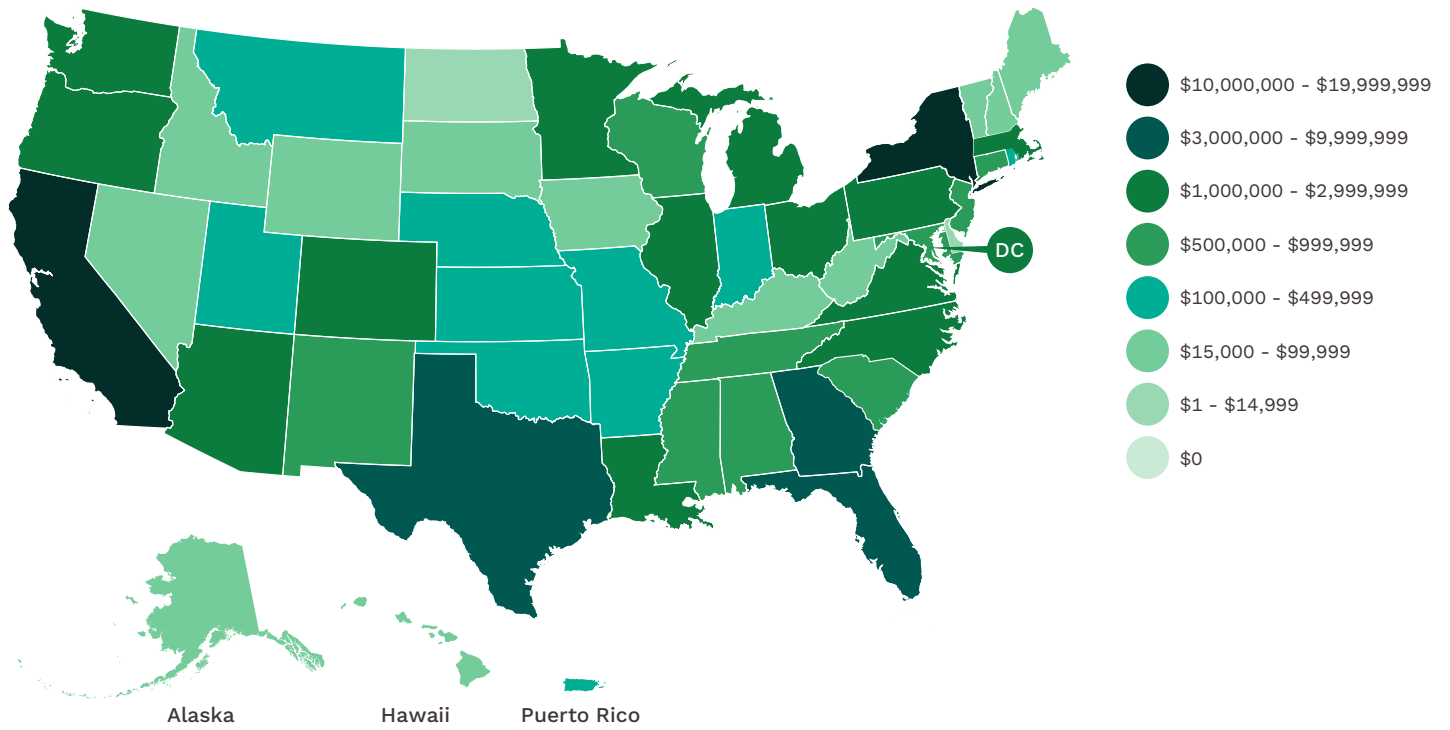
Gratefully, for the first time since we began this analysis of local, statewide, and regional LGBTQ funding, at least some LGBTQ funding was identified in each of the 50 states.

NOTE: The following two sections — "Local, State, and Regional Funding of LGBTQ Issues" and "Funding Per LGBT Adult" — **exclude** the over \$2 million in direct victim support awarded through the OneOrlando Fund in 2017 unless otherwise noted.

Local, State, and Regional LGBTQ Funding, By Region

| Region | 2018 | 2017 | Percent Change |
|--------------------------------|---------------------|---------------------|----------------|
| Midwest | \$9,098,918 | \$8,758,652 | ▲ 4% |
| Mountain | \$5,834,828 | \$4,922,661 | ▲ 19% |
| Northeast | \$25,883,704 | \$22,365,842 | ▲ 16% |
| Pacific | \$19,597,145 | \$20,958,073 | ▼ 6% |
| South | \$31,803,690 | \$22,789,493 | ▲ 40% |
| U.S. Territories (Puerto Rico) | \$397,001 | \$341,644 | ▲ 16% |
| Multi-Region/ Unspecified | \$4,143,600 | \$1,845,300 | ▲ 125% |
| Total | \$96,758,886 | \$81,981,666 | ▲ 18% |

Local, State, and Regional Funding of LGBTQ Issues, by State (Density Map)



SPECIAL UPDATE

GROWTH IN SUPPORT FOR LGBTQ COMMUNITIES IN THE SOUTH

For the second year in a row, the South received the largest share of grant dollars of any region in the United States. Excluding OneOrlando Fund grantmaking, which boueyed Southern LGBTQ funding for the past several years, support for LGBTQ issues in the South increased by 28 percent to \$31.8 million in 2018.

This increase was driven by notable growth in LGBTQ funding from grantmakers based in the South, yet 56 percent of funds for the region are from foundations not located in the South and seven of the ten largest funders were national funders based outside of region. And while we have

seen growth in funding to LGBTQ people of color and trans communities in the region, much work remains to stabilize funding in the region and fully support all parts of our LGBTQ family.

This historic high-mark is both an indication of the success of concerted efforts to adequately resource LGBTQ communities in the region as well as a reminder of work still to be done to support a vibrant movement ecosystem to support LGBTQ issues. To learn how Funders for LGBTQ Issues and our members are working to sustain Southern LGBTQ communities visit www.OutintheSouth.org.

FUNDING PER LGBT ADULT

Our metric of GDQ, or “Grant Dollars per Queer,” analyzes the total local and statewide LGBTQ grant dollars awarded per state or region divided by the estimated number of adults in said state or region who identify as lesbian, gay, bisexual, or transgender. The goal of the GDQ is to assess the level of funding for each state relative to its population.

In 2018, the national GDQ increased by 18 percent to \$8.70. The average GDQ for the fifty states and the District of Columbia also increased from \$4.77 to \$6.02, while the median GDQ increased from \$3.21 to \$3.72.

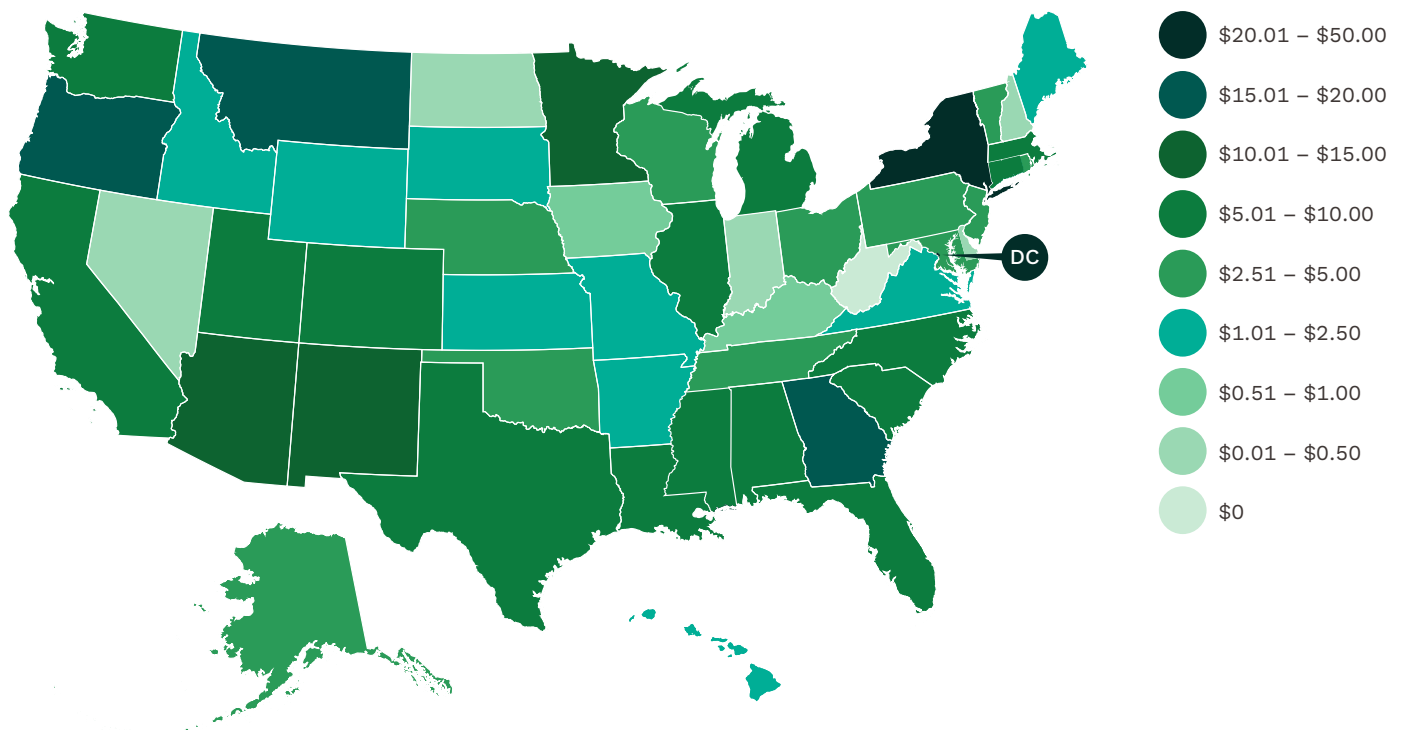
Thirty-five states and the District of Columbia saw their GDQ increase in 2018. Fifteen states experienced a decrease in their GDQ. The **District of Columbia** had the largest GDQ at \$39.39, followed by **New York** at \$21.32, **Montana** at \$17.74, **Georgia** at \$16.75, and **Oregon** at \$15.65. Outside of those top five, no other state achieved a GDQ of \$15 or higher. **Arizona**, **Minnesota**, and **New Mexico** were the only other states to achieve a GDQ of \$10 or higher.

While the South was the most funded region, it continues to maintain a lower GDQ than either the Northeast or the Pacific region at \$8.77 compared to \$10.98 and \$8.98 respectively. As with 2017, the Midwest had the lowest GDQ at \$4.25.

LGBTQ Funding per LGBT Adult, by Region

| Region | 2018 | 2017 | Percent Change |
|--------------|---------------|---------------|----------------|
| Midwest | \$4.25 | \$4.09 | ▲ 4% |
| Mountain | \$7.19 | \$6.06 | ▲ 19% |
| Northeast | \$10.98 | \$9.48 | ▲ 16% |
| Pacific | \$8.98 | \$9.60 | ▼ 6% |
| South | \$8.77 | \$6.28 | ▲ 40% |
| Total | \$8.70 | \$7.36 | ▲ 18% |

LGBTQ Funding per LGBT Adult, by State



⁸In this section we base our GDQ calculations on demographic data from the Williams Institute at UCLA which relies on survey data from the The Gallup Daily. That survey asks respondents, “Do you, personally, identify as lesbian, gay, bisexual, or transgender?” and may not include individuals who identify as queer. Hence here we refer to the the LGBT population, and not the LGBTQ population as we do elsewhere in the report.

Local, State, and Regional Funding of LGBTQ Issues, by State & LGBTQ Funding per LGBT Adult, by State

| LOCATION | TOTAL FUNDING | GDQ |
|--------------------------|-----------------------|---------------|
| Midwest | \$9,098,918.26 | \$4.25 |
| Illinois | \$2,648,705 | \$6.23 |
| Indiana | \$103,500 | \$0.45 |
| Iowa | \$49,419 | \$0.57 |
| Kansas | \$109,000 | \$1.50 |
| Michigan | \$1,679,652 | \$5.36 |
| Minnesota | \$2,028,715 | \$11.48 |
| Missouri | \$283,500 | \$1.57 |
| Nebraska | \$151,850 | \$2.75 |
| North Dakota | \$4,166 | \$0.27 |
| Ohio | \$1,189,212 | \$3.04 |
| South Dakota | \$46,200 | \$2.32 |
| Wisconsin | \$730,500 | \$4.24 |
| Midwest Region (General) | \$74,500 | N/A |

| LOCATION | TOTAL FUNDING | GDQ |
|----------------------------|------------------------|----------------|
| Northeast | \$25,883,703.59 | \$10.98 |
| Connecticut | \$809,750 | \$7.32 |
| Delaware | \$2,500 | \$0.07 |
| District of Columbia | \$2,219,374 | \$39.39 |
| Maine | \$85,545 | \$1.60 |
| Maryland | \$678,852 | \$3.44 |
| Massachusetts | \$2,364,419 | \$7.91 |
| New Hampshire | \$15,000 | \$0.29 |
| New Jersey | \$733,600 | \$2.57 |
| New York | \$16,821,622 | \$21.32 |
| Pennsylvania | \$1,376,171 | \$3.30 |
| Rhode Island | \$142,750 | \$3.72 |
| Vermont | \$72,050 | \$2.72 |
| Northeast Region (General) | \$562,070 | N/A |

| LOCATION | TOTAL FUNDING | GDQ |
|-------------------------|------------------|------------|
| U.S. Territories | \$397,001 | N/A |
| Puerto Rico | \$397,001 | N/A |

| LOCATION | TOTAL FUNDING | GDQ |
|---------------------------------|--------------------|------------|
| Multi-Region/Unspecified | \$4,143,600 | N/A |

| LOCATION | TOTAL FUNDING | GDQ |
|---------------------------|--------------------|---------------|
| Mountain | \$5,834,828 | \$7.19 |
| Arizona | \$2,615,631 | \$10.51 |
| Colorado | \$1,333,516 | \$6.54 |
| Idaho | \$84,950 | \$2.32 |
| Montana | \$428,525 | \$17.74 |
| Nevada | \$34,481 | \$0.27 |
| New Mexico | \$826,750 | \$11.39 |
| Utah | \$460,189 | \$5.58 |
| Wyoming | \$28,286 | \$1.94 |
| Mountain Region (General) | \$22,500 | N/A |

| LOCATION | TOTAL FUNDING | GDQ |
|--------------------------|---------------------|---------------|
| Pacific | \$19,597,145 | \$8.98 |
| Alaska | \$67,590 | \$3.30 |
| California | \$13,642,637 | \$8.42 |
| Hawaii | \$68,482 | \$1.33 |
| Oregon | \$2,908,013 | \$15.65 |
| Washington | \$2,545,740 | \$8.34 |
| Pacific Region (General) | \$364,684 | N/A |

| LOCATION | TOTAL FUNDING | GDQ |
|------------------------|---------------------|---------------|
| South | \$31,803,690 | \$8.77 |
| Alabama | \$716,980 | \$6.09 |
| Arkansas | \$137,700 | \$1.81 |
| Florida | \$5,085,721 | \$6.48 |
| Georgia | \$6,038,819 | \$16.75 |
| Kentucky | \$84,150 | \$0.72 |
| Louisiana | \$1,216,378 | \$8.75 |
| Mississippi | \$499,737 | \$6.26 |
| North Carolina | \$2,838,484 | \$8.78 |
| Oklahoma | \$305,394 | \$2.69 |
| South Carolina | \$729,835 | \$5.24 |
| Tennessee | \$552,889 | \$3.00 |
| Texas | \$4,764,776 | \$5.46 |
| Virginia | \$1,942,941 | \$7.49 |
| West Virginia | \$45,000 | \$0.78 |
| South Region (General) | \$6,844,887 | N/A |

| TOTAL U.S. FUNDING | AVERAGE GDQ |
|---------------------|---------------|
| \$96,758,886 | \$8.70 |

ISSUES ADDRESSED IN DOMESTIC FUNDING

Detailed Breakdown of Issues Addressed in Domestic Funding

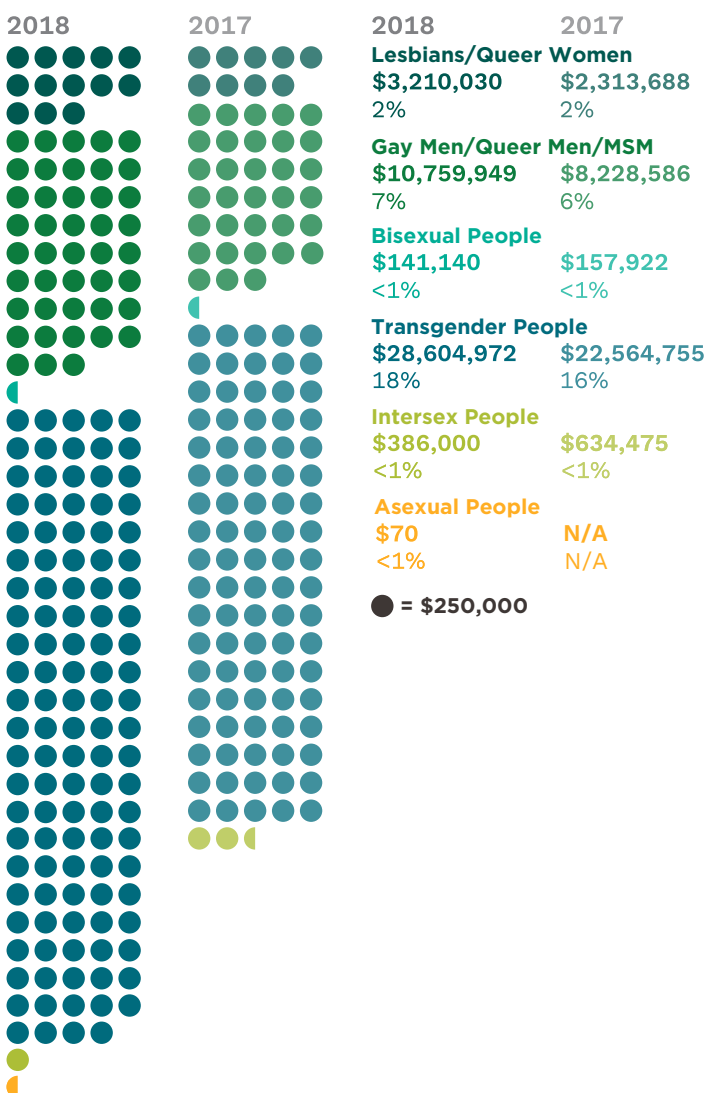
| Issue | 2018 | % | 2017 | % |
|---|---------------------|------------|---------------------|------------|
| Civil Rights | \$62,165,400 | 38% | \$52,694,352 | 38% |
| Civil Rights (General) | \$31,864,985 | 20% | \$25,603,813 | 19% |
| Criminalization and Criminal Justice Reform | \$3,986,630 | 2% | \$4,171,178 | 3% |
| Gender Identity Rights | \$10,272,088 | 6% | \$9,064,300 | 7% |
| Immigration and Refugee Issues | \$4,400,780 | 3% | \$2,902,150 | 2% |
| Marriage/Civil Unions | \$0 | 0% | \$105,000 | <1% |
| Military Inclusion | \$2,979,500 | 2% | \$870,000 | 1% |
| Nondiscrimination Protections | \$5,831,000 | 4% | \$5,577,256 | 4% |
| Religious Exemptions | \$1,785,250 | 1% | \$1,480,500 | 1% |
| Sex Worker Rights | \$88,136 | <1% | \$22,000 | <1% |
| Sexual and Reproductive Rights/Justice | \$1,855,936 | 1% | \$2,898,155 | 2% |
| Health and Wellbeing | \$36,464,999 | 23% | \$27,645,366 | 20% |
| Cancer | \$477,537 | <1% | \$64,750 | <1% |
| Cultural Competence and Data Collection | \$1,562,909 | 1% | \$595,224 | <1% |
| General Health Services and Health Promotion | \$5,325,885 | 3% | \$6,314,473 | 5% |
| HIV/AIDS | \$22,528,929 | 14% | \$17,634,537 | 13% |
| Insurance Coverage | \$269,610 | <1% | \$62,665 | <1% |
| Mental Health, Substance Abuse, and Suicide Prevention | \$3,823,021 | 2% | \$1,919,956 | 1% |
| Primary Care | \$756,592 | <1% | \$129,012 | <1% |
| Sexual and Reproductive Health | \$1,720,516 | 1% | \$924,750 | 1% |
| Strengthening Communities, Families, and Visibility | \$31,864,985 | 20% | \$27,106,304 | 20% |
| Community Building/ Empowerment | \$13,295,606 | 8% | \$11,748,930 | 9% |
| Religion | \$3,445,698 | 2% | \$3,483,607 | 3% |
| Strengthening Families | \$1,647,374 | 1% | \$1,028,295 | 1% |
| Visibility | \$13,386,432 | 8% | \$10,845,472 | 8% |
| Economic Issues | \$9,329,258 | 6% | \$6,616,290 | 5% |
| Food Security | \$576,047 | <1% | \$289,075 | <1% |
| Housing and Homelessness | \$8,281,279 | 5% | \$5,164,531 | 4% |
| Labor/Employment | \$471,932 | <1% | \$1,162,684 | 1% |
| Education/Safe Schools | \$9,149,638 | 6% | \$8,785,516 | 6% |
| Education | \$4,722,408 | 3% | \$4,301,487 | 3% |
| Safe Schools | \$4,427,230 | 3% | \$4,484,029 | 3% |
| Addressing Violence, Homophobia, Biphobia, and Transphobia | \$2,765,750 | 2% | \$6,258,023 | 5% |
| Anti-Violence | \$1,391,250 | 1% | \$4,534,791 | 3% |
| Homophobia, Biphobia, and Transphobia | \$1,374,500 | 1% | \$1,723,232 | 1% |
| Other Issues | \$10,048,974 | 6% | \$8,088,611 | 6% |
| Multi-Issue | \$5,545,840 | 3% | \$4,411,454 | 3% |
| Philanthropy | \$4,488,248 | 3% | \$3,666,520 | 3% |
| Unspecified | \$14,885 | <1% | \$10,636 | <1% |

DOMESTIC POPULATION FOCUS

In 2018, the vast majority of grant dollars were awarded to organizations and programs that serve LGBTQ people generally. As in previous years, only a small percentage of grant dollars singled out a specific segment of the LGBTQ population.

Funding for trans communities in the United States reached another record high in 2018. At \$28.6 million, funding for U.S. trans communities increased by 27 percent. For the first time in our tracking we are reporting one grant of \$70 to the asexual community.

Distribution of Domestic Grant Dollars by Sexual Orientation, Gender Identity, and Sex Characteristics



SPECIAL UPDATE RECORD HIGH FUNDING FOR TRANS COMMUNITIES

In 2018, trans funding in the United States reached a record high of \$28.6 million. In terms of raw dollars, the \$6.0 million increase in 2018 is the largest increase yet. Proportionally, the 27 percent increase is smaller than the 33 percent increase in 2017, and the 28 percent increase in 2016. As such, the record 2018 trans funding figure should not come as a huge surprise given its correspondence to the overall trend of increased funding for trans issues.

Nevertheless, for every \$100 awarded by U.S. foundations only 4 cents supports transgender communities. Moreover, \$28.6 million in funding pales in comparison to the challenges facing the more than 1 million openly transgender people in the United States. Only \$10.4 million, or 36 percent, of the funding supported trans-specific organizations, with only 17 percent of the funding for trans-specific organizations being awarded as multi-year support and only 5 percent being awarded in the form of capacity building grants. Stable, long-term funding commensurate with community needs in this time of heightened crisis, and ongoing violence against transgender women in particular, remains elusive.

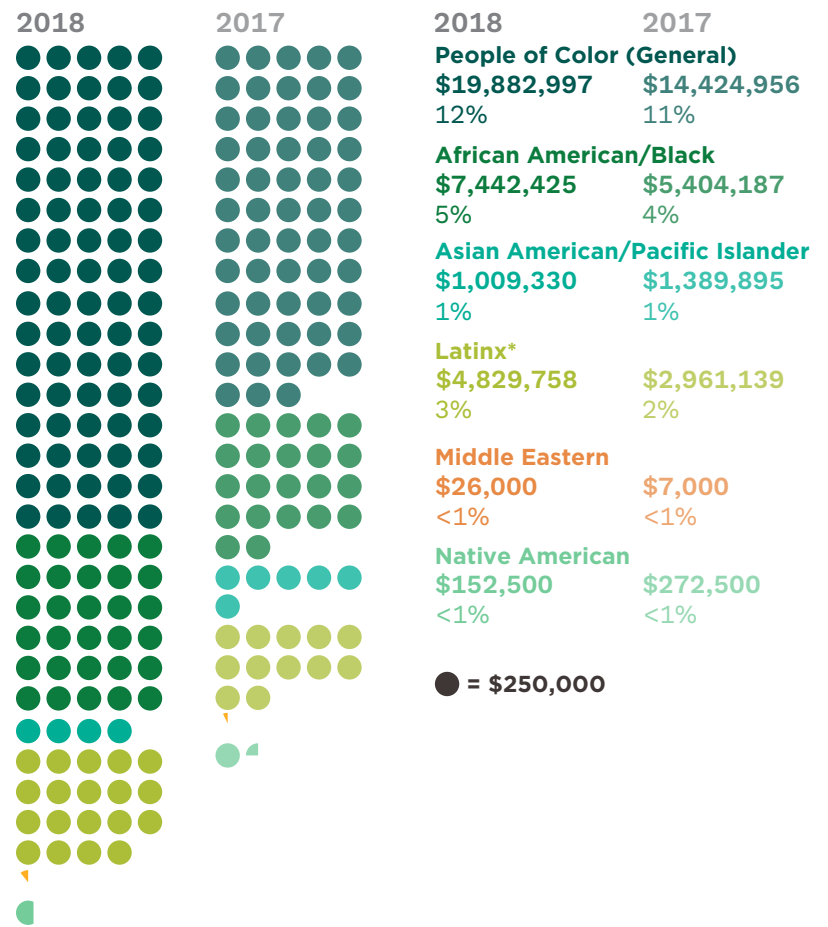
To learn more about trans funding and explore how your foundation might become more inclusive and supportive of trans people through your grantmaking and decision-making, check out our **Grantmakers United for Trans Communities (GUTC) Initiative** at www.gutc.org.

In 2018, domestic funding for LGBTQ communities of color increased by nearly \$9 million for a total of \$33.3 million. An increase of \$5.5 million for people of color in general, \$2 million for LGBTQ black communities, and \$1.9 million for LGBTQ Latinx communities led to a new record high in funding for LGBTQ communities of color, when excluding OneOrlando Fund grantmaking. Still, funding for LGBTQ AAPI communities fell by 27 percent.

The top ten funders of communities of color included: Gilead Sciences, Foundation for a Just Society, Anonymous Donors, Borealis Philanthropy, the Arcus Foundation, Astraea Lesbian Foundation for Justice, New York Women’s Foundation, Groundswell Fund, AIDS United, and the Ford Foundation. Collectively, they awarded \$22.2 million and accounted for two-thirds of all funding for LGBTQ communities of color. Foundation for a Just Society tripled the amount it awarded to communities of color in 2018, while Gilead Sciences doubled the amount its grantmaking to communities of color.

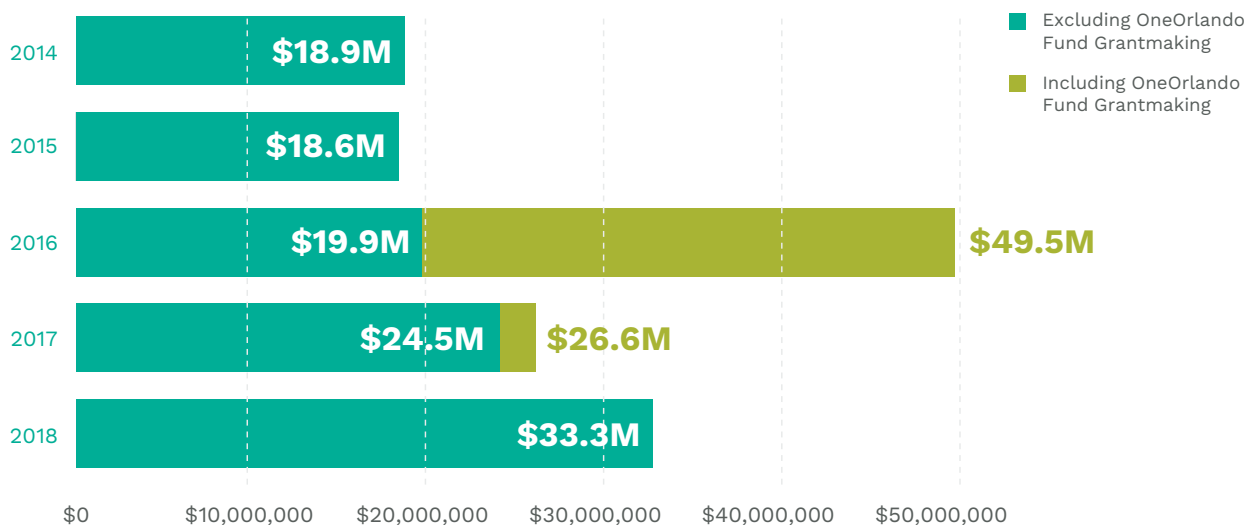
Forty-five percent of the funding was awarded to advance civil rights for LGBTQ communities of color and 21 percent was awarded to address HIV/AIDS.

Distribution of Domestic Grant Dollars Among People of Color



* NOTE: The 2017 Latinx totals exclude OneOrlando Fund Grantmaking. If you include the support for the survivors and the families of the victims of the Pulse Nightclub Massacre, funding for Latinx communities in 2017 would total \$5,067,665.

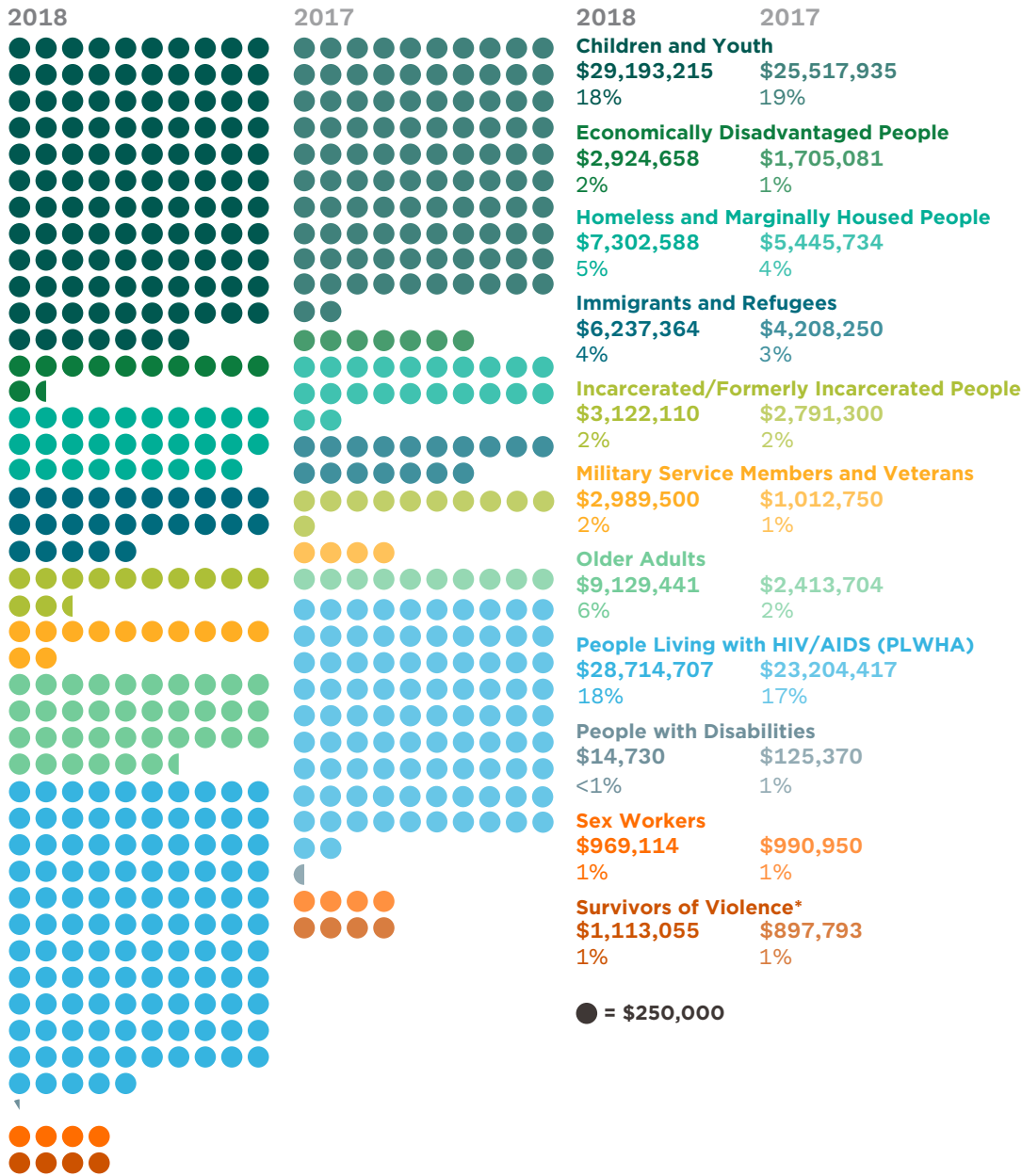
LGBTQ Funding for Communities of Color in the United States (2014-2018)



Funding for LGBTQ children and youth, historically the most funded subpopulation, reached a new record high in 2018 of \$29.2 million. This is a \$3.7 million or 14 percent increase.

Funding for LGBTQ people who are economically disadvantaged, homeless or marginally housed, immigrants or refugees, military service members or veterans, or living with HIV/AIDS also increased by more than \$1 million across each sub-population.


Distribution of Domestic Grant Dollars Among Other Populations



* NOTE: The 2017 survivors of violence totals exclude OneOrlando Fund Grantmaking. If you include the support for the survivors and the families of the victims of the Pulse Nightclub Massacre, funding for survivors of violence in 2017 would total \$3,004,319.

In 2018, funding for people of faith decreased by \$500,000 to \$5.4 million. Noticeably, funding for LGBTQ Muslims dropped by roughly the same amount. Once again, the Arcus Foundation and the Evelyn and Walter Haas, Jr. Fund were the top two funders of LGBTQ people of faith, collectively providing 62 percent of the funding.

Distribution of Domestic Grant Dollars Among People of Faith



DOMESTIC FUNDING BY TYPE OF ORGANIZATION

LGBTQ ORGANIZATIONS VS. NON-LGBTQ ORGANIZATIONS

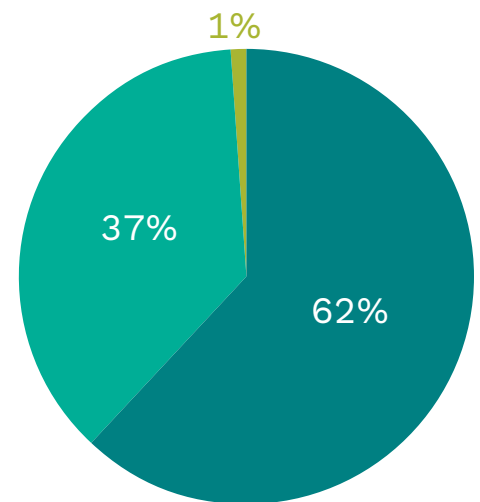
Of the \$161.8 million in domestic funding for LGBTQ communities, \$157.1 million supported organizations and \$4.6 million supported individuals. LGBTQ organizations, those whose mission explicitly focus on LGBTQ issues, received 62 percent of funding for domestic organizations, or \$97.6 million in 2018. Non-LGBTQ organizations that received funding for an LGBTQ-specific program, campaign, or outreach effort received the remaining 37 percent of funding for domestic organizations, or \$58.8 million in 2018. In 2018, non-LGBTQ organizations received more funds and accounted for a slightly greater share of funding to domestic organizations than reported in 2017, when non-LGBTQ organizations received 35 percent of this funding. For the third year in a row, the percentage of funding for domestic LGBTQ organizations decreased relative to funding to non-LGBTQ organizations.

Examples of non-LGBTQ organizations receiving significant funding for LGBTQ work in 2018 include national civil rights advocacy organizations such as the American Civil Liberties Union (ACLU), which received funds for litigation efforts related to LGBTQ rights. Other examples include HIV/AIDS service providers, intersectional advocacy organizations, and universities or research institutes.

Funding for unnamed or anonymous organizations increased slightly in 2018 but continued to account for a small share of funding to domestic organizations.

NOTE: All figures in this section do not include the \$4.6 million awarded to individuals, which is awarded primarily in the form of scholarship and fellowships.

Breakdown of Domestic Grant Dollars by Recipient Type: LGBTQ vs. Non-LGBTQ



- LGBTQ Organizations**
\$97,595,756
- Non-LGBTQ Organizations**
\$58,763,873
- Unspecified**
\$789,819

BREAKDOWN OF DOMESTIC FUNDING FOR LGBTQ ORGANIZATIONS

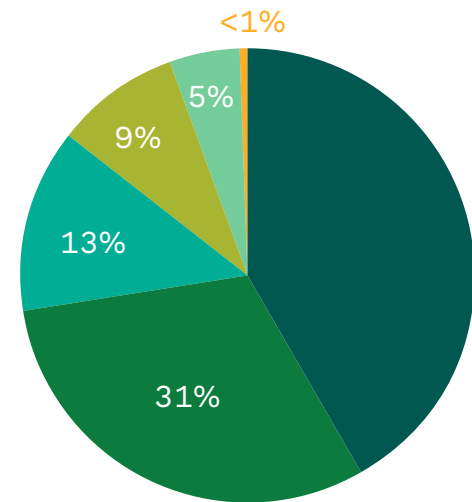
In 2018, **advocacy organizations** received the largest share of domestic funding for LGBTQ issues, accounting for 42 percent of all funding in this category, or \$41.1 million. The majority of these dollars supported organizations with a national scope, with national organizations receiving nearly 20 percent of all funding for domestic LGBTQ organizations. Advocacy organizations with a local, state, or regional scope collectively accounted for 16 percent of all funding.

Service providers received the second highest share of funding for domestic LGBTQ organizations, accounting for 31 percent, or \$30.4 million in 2018, a slight increase from 2017 figures. Community centers were the most funded type of service provider, followed by support for HIV/AIDS service providers and aging service providers.

Funding for **infrastructure organizations** accounted for 13 percent of funding for domestic LGBTQ organizations. Community or issue specific research institutions and LGBTQ-specific public foundations are the largest recipients of funding in this category.

Funding remained relatively consistent for the remaining categories of LGBTQ domestic organizations. **Grassroots community groups** —including faith-based groups, GSA networks, and pride organizations — captured 9 percent of all philanthropic support awarded to domestic LGBTQ organizations, followed by **arts and culture organizations**, which received 5 percent of funding.

Domestic Grant Dollars for LGBTQ Organizations, by Recipient Organization Type



Breakdown of Domestic Grant Dollars for LGBTQ Organizations, By Recipient Organization Type and Sub-Type

| Organization Type / Sub-Type | 2018 | % | 2017 | % |
|--|---------------------|---------------|---------------------|---------------|
| Advocacy Organizations | \$41,124,862 | 42% | \$35,112,584 | 45% |
| National Advocacy Organizations | \$18,813,083 | 19% | \$14,450,717 | 17% |
| Regional Advocacy Organizations | \$3,851,400 | 4% | \$1,653,414 | 2% |
| State Advocacy Organizations | \$8,467,247 | 9% | \$7,668,465 | 9% |
| Local Advocacy Organizations | \$2,885,333 | 3% | \$2,831,225 | 3% |
| Litigation & Legal Services Organizations | \$7,107,799 | 7% | \$8,508,764 | 10% |
| Arts and Culture Organizations | \$4,617,957 | 5% | \$3,614,910 | 4% |
| Grassroots Community Groups | \$8,858,036 | 9% | \$8,352,224 | 10% |
| Athletic Groups | \$232,855 | <1% | \$158,810 | <1% |
| Business/Professional Networks | \$408,894 | <1% | \$1,149,137 | 1% |
| Community Organizations | \$3,532,465 | 4% | \$2,274,496 | 3% |
| Faith-based Groups | \$1,659,174 | 2% | \$1,228,046 | 1% |
| Family Groups | \$422,396 | <1% | \$204,615 | <1% |
| GSA Networks or Campus Groups | \$2,116,500 | 2% | \$2,849,505 | 3% |
| Pride Organizations | \$485,752 | <1% | \$487,615 | 1% |
| Infrastructure Organizations | \$12,535,530 | 13% | \$12,841,285 | 15% |
| Philanthropic Networks | \$1,983,478 | 2% | \$1,865,650 | 2% |
| Public Foundations | \$3,555,194 | 4% | \$4,891,525 | 6% |
| Research Institutes | \$4,981,343 | 5% | \$3,970,970 | 5% |
| Technical Assistance Providers and Networks | \$2,015,514 | 2% | \$2,113,140 | 2% |
| Service Providers | \$30,439,825 | 31% | \$25,016,312 | 29% |
| Aging Service Providers | \$5,110,930 | 5% | \$1,304,069 | 2% |
| Community Centers | \$7,648,114 | 8% | \$10,186,827 | 12% |
| Health Centers | \$2,773,638 | 3% | \$2,808,980 | 3% |
| HIV/AIDS Service Providers | \$5,726,368 | 6% | \$3,367,640 | 4% |
| Other Service Providers | \$3,136,779 | 3% | \$2,896,454 | 3% |
| Support Groups | \$69,080 | <1% | \$81,050 | 0% |
| Youth Service Providers | \$5,974,917 | 6% | \$4,371,292 | 5% |
| Universities and Post-Secondary Schools | \$17,546 | <1% | \$29,680 | <1% |
| Unspecified | \$2,000 | <1% | \$0 | 0% |
| Grand Total | \$97,595,756 | | \$85,241,996 | |

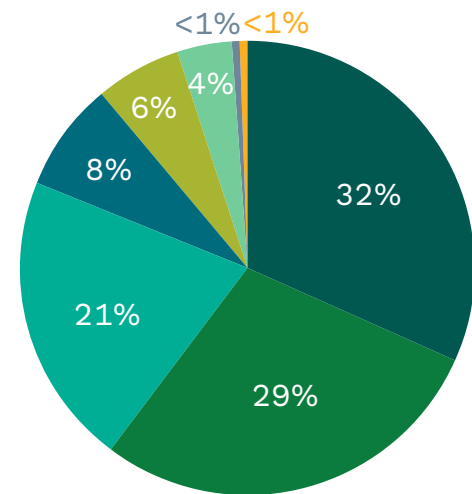
BREAKDOWN OF DOMESTIC FUNDING FOR NON-LGBTQ ORGANIZATIONS

Advocacy organizations continued to capture the largest share of funding for non-LGBTQ organizations, accounting for 32 percent, or \$19.0 million of all funding for non-LGBTQ organizations in 2018.

Funding for non-LGBTQ **service providers** took the second largest share of funding, accounting for 29 percent or \$17.0 million in 2018, an increase of \$4.8 million from 2017. This category is carried by \$5.9 million in support for non-LGBTQ HIV/AIDS service providers funded for work with LGBTQ populations.

Funding for **infrastructure organizations** continued to receive a significant portion of funds for non-LGBTQ organizations in the United States, increasing in 2018 to account for 21 percent of all support for non-LGBTQ organizations. This category includes public foundations, research institutes, and philanthropic networks.

Domestic Grant Dollars for Non-LGBTQ Organizations, by Recipient Organization Type



Breakdown of Domestic Grant Dollars for Non-LGBTQ Organizations, By Recipient Organization Type and Sub-Type

| Organization Type / Sub-Type | 2018 | % | 2017 | % |
|--|---------------------|---------------|---------------------|---------------|
| Advocacy Organizations | \$18,947,078 | 32% | \$16,955,696 | 37% |
| National Advocacy Organizations | \$11,552,776 | 20% | \$8,469,464 | 18% |
| Regional Advocacy Organizations | \$281,090 | <1% | \$2,194,219 | 5% |
| State Advocacy Organizations | \$1,844,305 | 3% | \$1,608,951 | 3% |
| Local Advocacy Organizations | \$2,540,057 | 4% | \$2,770,647 | 6% |
| Litigation & Legal Services Organizations | \$2,738,850 | 5% | \$1,912,415 | 4% |
| Arts and Culture Organizations | \$2,243,521 | 4% | \$2,044,167 | 4% |
| Government Agencies (Including Public School Systems) | \$15,000 | <1% | \$5,000 | <1% |
| Grassroots Community Groups | \$3,542,100 | 6% | \$2,946,312 | 6% |
| Business/Professional Networks | \$563,750 | 1% | \$555,800 | 1% |
| Faith-based Groups | \$943,964 | 2% | \$1,213,237 | 3% |
| Social and Recreational Groups | \$500 | <1% | \$5,000 | <1% |
| Infrastructure Organizations | \$12,069,951 | 21% | \$9,296,762 | 20% |
| Philanthropic Networks | \$1,328,350 | 2% | \$825,367 | 2% |
| Public Foundations | \$5,902,828 | 10% | \$4,799,995 | 10% |
| Research Institutes | \$2,836,300 | 5% | \$1,679,200 | 4% |
| Technical Assistance Providers and Networks | \$2,002,473 | 3% | \$1,992,200 | 4% |
| Service Providers | \$16,983,381 | 29% | \$12,199,142 | 26% |
| Aging Service Providers | \$51,500 | <1% | \$67,585 | <1% |
| Community Centers | \$222,000 | <1% | \$349,274 | 1% |
| Health Centers | \$3,330,268 | 6% | \$2,184,436 | 5% |
| HIV/AIDS Service Providers | \$5,902,091 | 10% | \$5,534,735 | 12% |
| Other Service Providers | \$3,519,023 | 6% | \$1,973,446 | 4% |
| Support Groups | \$0 | <1% | \$35,000 | <1% |
| Youth Service Providers | \$3,968,498 | 7% | \$2,054,667 | 4% |
| Universities and Post-Secondary Schools | \$4,947,843 | 8% | \$2,899,992 | 6% |
| Campus Groups | \$0 | 0% | \$60,052 | <1% |
| Elementary and Middle Schools | \$0 | 0% | \$2,500 | <1% |
| High Schools | \$1,665 | <1% | \$9,650 | <1% |
| Universities | \$4,946,178 | 8% | \$2,827,790 | 6% |
| Unspecified | \$5,000 | <1% | \$0 | 0% |
| Grand Total | \$58,763,873 | | \$46,370,521 | |



GLOBAL FUNDING FOR LGBTQ ISSUES

In 2018, U.S.-based foundations awarded 897 grants totaling \$47.4 million to support international LGBTQ issues and LGBTQ communities outside the U.S. This figure does not include an additional 20 grants totaling \$3.5 million that were awarded to public foundations or other intermediaries for international re-granting. This represents a slight decrease of 2 percent from the \$48.5 million awarded in 2017, despite the overall increase in LGBTQ giving from foundations based in the United States.

Grantmaking outside of the United States accounted for approximately 23 percent of grantmaking by U.S. foundations in 2018, down from 26 percent in 2017.

NOTE: This section explores funding from foundations, corporations, and nonprofit grantmakers based in the United States. It does not include LGBTQ funding from foundations and funding institutions outside the U.S. or governments and multilateral organizations. The 2017-2018 Global Resources Report, published by the Global Philanthropy Project, tracks philanthropic support for LGBTQ issues globally, with data from governments, multilateral agencies, and foundations abroad. The 2017-2018 edition of the Global Resources Report is scheduled to be released in Summer 2020. Visit www.globalphilanthropyproject.org for more information.

NOTE: The list of top grant recipients excludes dollars awarded for re-granting purposes. Multi-year grants are counted for the full amount in the year they are awarded.

TOP 10 U.S.-BASED GLOBAL LGBTQ FUNDERS⁸

- Open Society Foundations**
\$8,959,448
New York, NY
- Arcus Foundation**
\$6,355,500
New York, NY
- Ford Foundation**
\$4,904,300
New York, NY
- M.A.C. AIDS Fund**
\$4,179,650
New York, NY
- Tides Foundation**
\$4,176,910
San Francisco, CA
- Astraea Lesbian Foundation for Justice**
\$2,358,369
New York, NY
- Foundation for a Just Society**
\$2,095,000
New York, NY
- American Jewish World Service**
\$1,757,065
New York, NY
- Gilead Sciences**
\$1,696,346
Foster City, CA
- Bill and Melinda Gates Foundation**
\$1,453,341
Seattle, WA

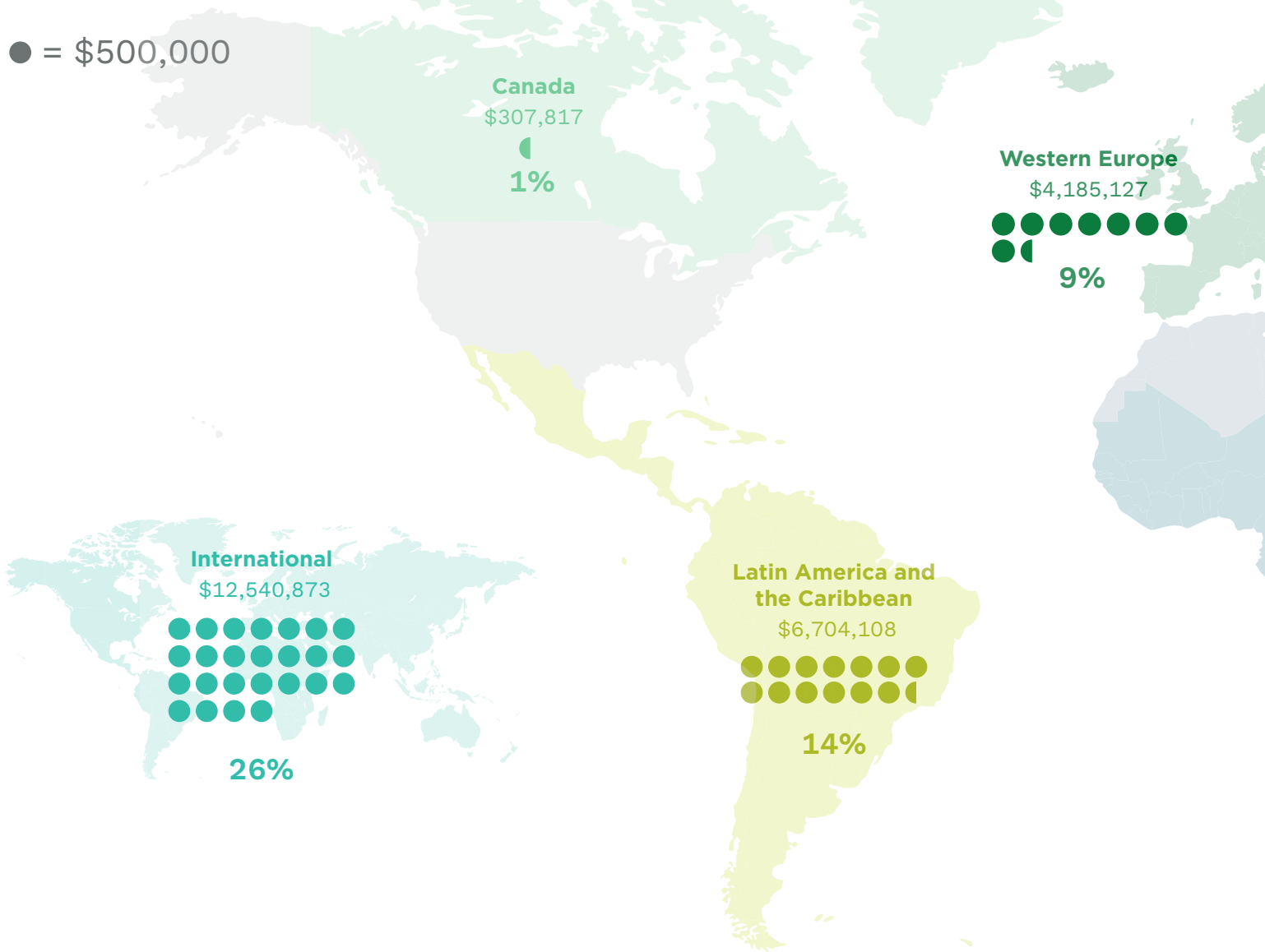
TOP 10 GLOBAL LGBTQ GRANTEES OF U.S.-BASED FUNDERS⁹

- Initiative for Strategic Litigation in Africa (ISLA)**
\$2,016,000
Johannesburg, South Africa
- International Lesbian, Gay, Bisexual, Trans and Intersex Association (ILGA)**
\$1,514,480
Geneva, Switzerland
- University of Manitoba**
\$1,453,341
Winnipeg, Canada
- International Lesbian, Gay, Bisexual, Trans and Intersex Association (ILGA) - Europe**
\$1,387,669
Brussels, Belgium
- Astraea Lesbian Foundation for Justice**
\$1,359,150
New York, NY
- OutRight Action International**
\$1,094,008
New York, NY
- The East Africa Sexual Health and Rights Initiative (UHA1)**
\$1,082,014
Nairobi, Kenya
- All Out**
\$955,430
New York, NY
- Human Rights Watch**
\$929,500
New York, NY
- Synergía - Initiatives for Human Rights**
\$761,272
Washington, DC

⁸ In 2018, anonymous funders awarded a total of \$6,470,500 to support LGBTQ issues outside of the United States. If the anonymous funders appeared in the top ten list, they would rank as the second largest funder.

⁹ In 2018, multiple anonymous grantees received \$1,819,648 for work benefiting LGBTQ communities outside the United States. If these multiple anonymous grantees appeared in the top ten list, they would rank as the second grantee on this list.

GLOBAL LGBTQ FUNDING BY REGION AND ISSUES ADDRESSED

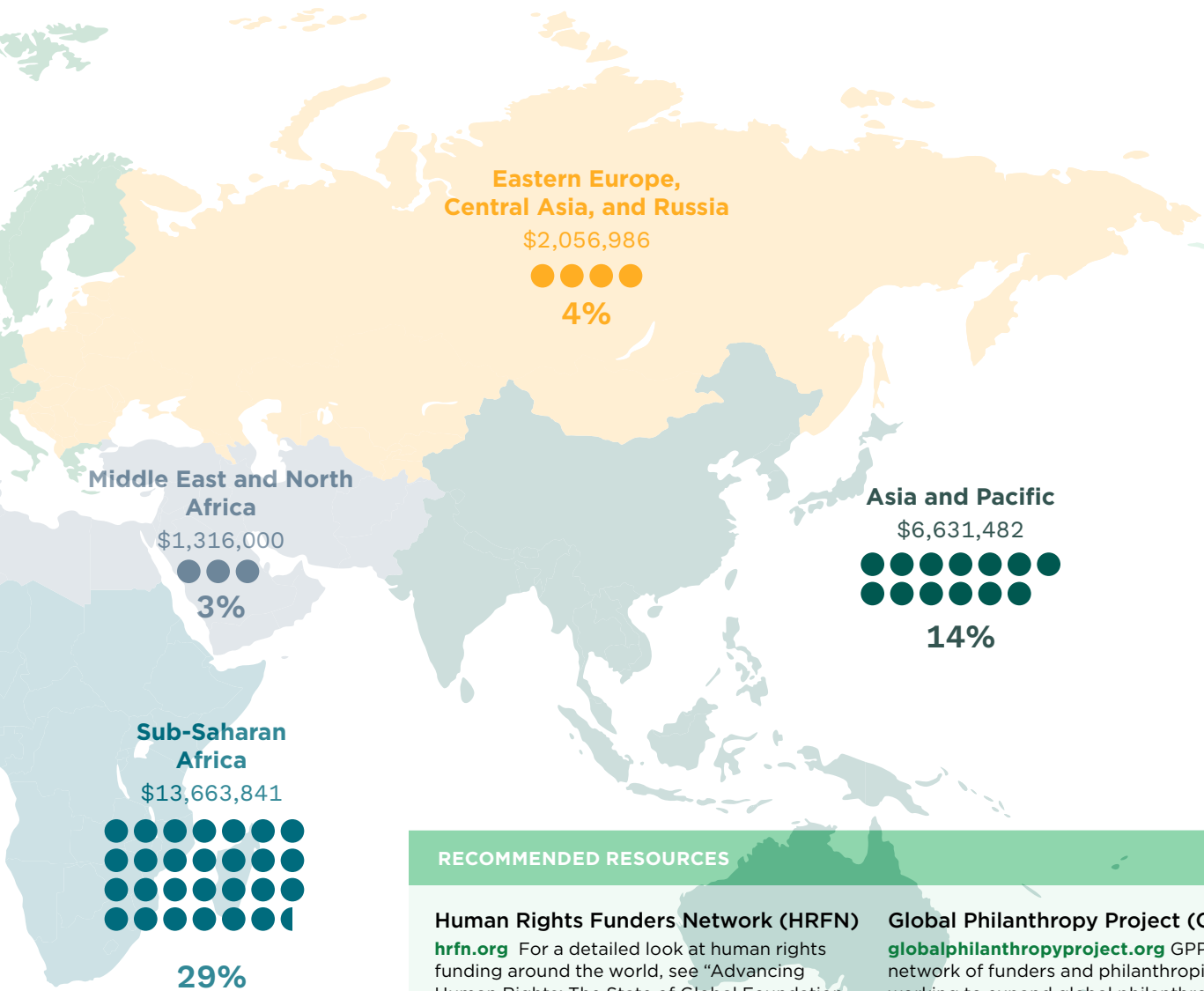


International
TOP FUNDER
 Arcus Foundation
 \$3,174,000
TOP STRATEGY
 Advocacy (46%)
TOP ISSUE ADDRESSED
 Civil and Human Rights (62%)

Canada
TOP FUNDER
 M.A.C. AIDS Fund
 \$192,500
TOP STRATEGY
 Direct Service (61%)
TOP ISSUE ADDRESSED
 Health and Wellbeing (60%)

Latin America and the Caribbean
TOP FUNDER
 Anonymous Donors
 \$1,101,000
TOP STRATEGY
 Advocacy (53%)
TOP ISSUE ADDRESSED
 Civil and Human Rights (61%)

Western Europe
TOP FUNDER
 M.A.C. AIDS Fund
 \$1,619,260
TOP STRATEGY
 Advocacy (41%)
TOP ISSUE ADDRESSED
 Health and Wellbeing (55%)



RECOMMENDED RESOURCES

Human Rights Funders Network (HRFN)
hrfn.org For a detailed look at human rights funding around the world, see “Advancing Human Rights: The State of Global Foundation Grantmaking,” produced by HRFN and Candid. The most recent report found that foundations awarded \$2.4 billion for human rights in 2015, of which about 4 percent (\$104.5 million) went to LGBT populations. Interactive data is available at humanrightsfunding.org.

Global Philanthropy Project (GPP)
globalphilanthropyproject.org GPP is a global network of funders and philanthropic advisors working to expand global philanthropic support to advance the human rights of lesbian, gay, bisexual, transgender and intersex (LGBTI) people in the Global South and East. GPP’s website, globalphilanthropyproject.org, provides an array of resources on grantmaking for LGBTI issues around the world.

Sub-Saharan Africa
TOP FUNDER
 Ford Foundation
 \$3,186,000
TOP STRATEGY
 Advocacy (57%)
TOP ISSUE ADDRESSED
 Civil and Human Rights (67%)

Middle East and North Africa
TOP FUNDER
 Open Society Foundations
 \$475,000
TOP STRATEGY
 Advocacy (52%)
TOP ISSUE ADDRESSED
 Civil and Human Rights (72%)

Eastern Europe, Central Asia, and Russia
TOP FUNDER
 Open Society Foundations
 \$1,020,426
TOP STRATEGY
 Advocacy (64%)
TOP ISSUE ADDRESSED
 Civil and Human Rights (71%)

Asia and Pacific
TOP FUNDER
 Open Society Foundations
 \$1,628,108
TOP STRATEGY
 Advocacy (51%)
TOP ISSUE ADDRESSED
 Civil and Human Rights (64%)

COMMUNITY FOUNDATION GRANTMAKING FOR LGBTQ ISSUES

In 2018, community foundations awarded \$10.6 million to LGBTQ issues (or \$9.5 million after dollars awarded for regranting are excluded). This is a decrease from 2017, when community foundations awarded \$12.4 million to LGBTQ issues. Based on information available, donor advised funds accounted for 14.3 percent of community foundation grantmaking for LGBTQ issues in 2018.

NOTE: This section includes funding awarded by community foundations from their discretionary funds as well as from their donor-advised funds, which are often driven by recommendations from the donor who originally established the fund.

| TOP 10 COMMUNITY FOUNDATIONS | TOP 10 COMMUNITY FOUNDATION GRANTEES ¹⁰ |
|---|---|
| <p>1 Community Foundation for Greater Atlanta \$1,536,957 Atlanta, GA</p> | <p>1 CHRIS 180 \$1,308,556 Atlanta, GA</p> |
| <p>2 Community Foundation for Northeast Florida \$1,288,850 Jacksonville, FL</p> | <p>2 Southerners On New Ground (SONG) \$400,000 Atlanta, GA</p> |
| <p>3 California Community Foundation \$749,883 Los Angeles, CA</p> | <p>3 Los Angeles LGBT Center \$353,576 Los Angeles, CA</p> |
| <p>4 Silicon Valley Community Foundation \$628,538 Mountain View, CA</p> | <p>4 Jacksonville Area Sexual Minority Youth Network (JASMYN) \$341,100 Jacksonville, FL</p> |
| <p>5 San Francisco Foundation \$620,418 San Francisco, CA</p> | <p>5 Boston Foundation \$193,819 Boston, MA</p> |
| <p>6 Boston Foundation \$584,939 Boston, MA</p> | <p>6 Horizons Foundation \$165,000 San Francisco, CA</p> |
| <p>7 Community Foundation of Broward \$456,425 Fort Lauderdale, FL</p> | <p>7 Equality Michigan \$158,069 Detroit, MI</p> |
| <p>8 Community Foundation for Southeast Michigan \$387,661 Detroit, MI</p> | <p>8 Southern Arizona AIDS Foundation \$158,000 Tucson, AR</p> |
| <p>9 Philadelphia Foundation \$367,499 Philadelphia, PA</p> | <p>9 National Center for Lesbian Rights (NCLR) \$157,000 San Francisco, CA</p> |
| <p>10 Oregon Community Foundation \$352,073 Portland, OR</p> | <p>10 Mijente Support Committee \$155,000 Phoenix, AZ</p> |

¹⁰ Anonymous grantees received a total of \$367,707 from community foundations. If they were one grantee, they would appear in the top ten list at number three.

CORPORATE GRANTMAKING FOR LGBTQ ISSUES

In 2018, corporate foundation support for LGBTQ issues totaled a record-breaking \$37.7 million (or \$34.9 million after dollars awarded for re-granting are excluded). This marks a \$10.5 million - or 39 percent - increase over last year's record high of \$27.1 million. For the second year in a row, the dramatic increase is fueled by a substantial increase in giving by Gilead Sciences for HIV/AIDS work in LGBTQ communities.

NOTE: The Committee Encouraging Corporate Philanthropy estimates that corporate foundation giving only accounts for 33 percent of all corporate giving, with direct cash accounting for 48 percent, and in-kind giving accounting for 19 percent. Currently, our corporate data only includes corporate foundation grantmaking and employee matching gift programs run through corporate foundations with some direct cash included if the company self reports. It does not include all of the generous support from corporations giving without an official foundation or philanthropic office or in-kind gifts.

TOP 10 CORPORATE FUNDERS

- 1 Gilead Sciences**
\$21,881,659
Foster City, CA
- 2 M.A.C. AIDS Fund**
\$6,868,538
New York, NY
- 3 Wells Fargo**
\$3,313,099
San Francisco, CA
- 4 Levi Strauss Foundation**
\$1,743,000
San Francisco, CA
- 5 ViiV Healthcare**
\$1,052,122
Research Triangle, NC
- 6 AT&T Foundation**
\$1,000,000
Dallas, TX
- 7 Bank of America Charitable Foundation**
\$314,578
Charlotte, NC
- 8 Polk Bros. Foundation**
\$283,500
Chicago, IL
- 9 Citi Foundation**
\$250,000
Long Island City, NY
- 10 Kaiser Permanente**
\$205,500
Oakland, CA

TOP 10 CORPORATE GRANTEES

- 1 GLAAD**
\$4,950,475
New York, NY
- 2 The Trevor Project**
\$1,273,000
West Hollywood, CA
- 3 SAGE**
\$1,166,600
New York, NY
- 4 Abounding Prosperity**
\$1,089,834
Dallas, TX
- 5 Planned Parenthood Federation of America**
\$734,766
New York, NY
- 6 Transgender Law Center**
\$670,160
Oakland, CA
- 7 Los Angeles LGBT Center**
\$648,050
Los Angeles, CA
- 8 Casa Ruby**
\$600,782
Washington, DC
- 9 Community Healthcare Network Inc**
\$600,000
New York, NY
- 10 THRIVE SS**
\$525,000
Atlanta, GA

RECOMMENDED RESOURCE

Committee Encouraging Corporate Philanthropy

A great resource for a more detailed look at corporate philanthropy is *Giving in Numbers: 2019 Edition* by the Committee Encouraging Corporate Philanthropy. The report and more can be found at www.cecp.co.

PRIVATE FOUNDATION GRANTMAKING FOR LGBTQ ISSUES

In 2018, private foundations awarded \$106.3 million to LGBTQ issues (or \$98.9 million after dollars for re-granting are excluded). Funding from private foundations increased by 14 percent from a record high recorded in 2017, when this category of donors awarded \$93.4 million for LGBTQ issues. This increase was driven largely by an \$8.7 million increase from non-LGBTQ private foundations. LGBTQ private foundations increased by \$4.2 million in 2018.

Consistent with historical trends, private foundations continue to represent the largest slice of LGBTQ funding, accounting for nearly half of all foundation funding in 2018.

| TOP 10 LGBTQ PRIVATE FOUNDATIONS | TOP 10 NON-LGBTQ PRIVATE FOUNDATIONS | TOP 10 PRIVATE FOUNDATION GRANTEES ¹¹ |
|---|--|---|
| <p>1 Arcus Foundation \$15,005,500 New York, NY</p> <p>2 Gill Foundation \$9,872,700 Denver, CO</p> <p>3 Laughing Gull Foundation \$4,115,000 Durham, NC</p> <p>4 H. van Ameringen Foundation \$3,922,000 New York, NY</p> <p>5 Tawani Foundation \$3,858,250 Chicago, IL</p> <p>6 Calamus Foundation \$1,660,000 New York, NY</p> <p>7 Amy Mandel and Katina Rodis Fund \$1,097,425 Asheville, NC</p> <p>8 Palette Fund \$1,068,750 New York, NY</p> <p>9 Keith Haring Foundation \$845,972 New York, NY</p> <p>10 B. W. Bastian Foundation \$832,430 Oren, UT</p> | <p>1 Open Society Foundations \$9,059,448 New York, NY</p> <p>2 Ford Foundation \$8,466,300 New York, NY</p> <p>3 Foundation for a Just Society \$7,052,500 New York, NY</p> <p>4 Evelyn & Walter Haas, Jr. Fund \$6,677,500 San Francisco, CA</p> <p>5 John D. and Catherine T. MacArthur Foundation \$3,296,242 Chicago, IL</p> <p>6 The California Endowment \$2,440,900 Los Angeles, CA</p> <p>7 The Harry and Jeanette Weinberg Foundation \$1,900,000 Owing Mills, MD</p> <p>8 Bill and Melinda Gates Foundation \$1,468,341 Seattle, WA</p> <p>9 Meyer Memorial Trust \$1,134,741 Portland, OR</p> <p>10 Bob and Renee Parsons Foundation \$1,025,000 Phoenix, AZ</p> | <p>1 Palm Center \$2,829,250 San Francisco, CA</p> <p>2 SAGE \$2,616,500 New York, NY</p> <p>3 Freedom for All Americans \$2,497,500 Washington, DC</p> <p>4 Initiative for Strategic Litigation in Africa (ISLA) \$1,976,000 Johannesburg, South Africa</p> <p>5 University of Manitoba \$1,453,341 Winnipeg, Canada</p> <p>6 National LGBTQ Task Force \$1,389,245 Washington, DC</p> <p>7 Transgender Law Center \$1,315,000 Oakland, CA</p> <p>8 Southerners On New Ground (SONG) \$1,276,500 Atlanta, GA</p> <p>9 Genders & Sexualities Alliance Network \$1,250,000 Oakland, CA</p> <p>10 Borealis Philanthropy \$1,126,000 Minneapolis, MN</p> |

¹¹ Anonymous grantees received a total of \$3,928,300 from private foundations. If represented as one grantee, they would appear on this list as the number one recipient.

PUBLIC FUNDER GRANTMAKING FOR LGBTQ ISSUES

In 2018, public foundations awarded \$48.5 million to LGBTQ issues (or \$47.4 million after dollars awarded for regranteeing are excluded). This represents a decrease of 4 percent from 2017 funding, and brings giving to LGBTQ issues from public foundations to the lowest level since 2015, the levels it was at before it was buoyed by grantmaking from the OneOrlando Fund in response to the Pulse Nightclub Massacre. In 2018, public foundations accounted for 21 percent of all grantmaking to LGBTQ issues.

| TOP 10 LGBTQ PUBLIC FUNDERS | TOP 10 NON-LGBTQ PUBLIC FUNDERS | TOP 10 PUBLIC FUNDER GRANTEES ¹² |
|--|--|---|
| <p>1 Astraea Lesbian Foundation for Justice \$4,179,390 New York, NY</p> <p>2 Horizons Foundation \$3,467,113 San Francisco, CA</p> <p>3 Elton John AIDS Foundation \$1,508,146 New York, NY</p> <p>4 Pride Foundation \$1,229,775 Seattle, WA</p> <p>5 Black Tie Dinner 1,185,001 Dallas, TX</p> <p>6 Our Fund \$1,123,396 Wilton Manors, FL</p> <p>7 Point Foundation \$795,765 Los Angeles, CA</p> <p>8 Trans Justice Funding Project \$651,000 New York, NY</p> <p>9 International Trans Fund \$640,000 New York, NY</p> <p>10 Human Rights Campaign Foundation \$584,184 Washington, DC</p> | <p>1 Tides Foundation \$7,181,666 San Francisco, CA</p> <p>2 Borealis Philanthropy \$3,860,125 Minneapolis, MN</p> <p>3 New York Women's Foundation \$1,854,000 New York, NY</p> <p>4 American Jewish World Service \$1,767,065 New York, NY</p> <p>5 Robin Hood Foundation \$1,692,000 New York, NY</p> <p>6 AIDS United \$1,456,500 Washington, DC</p> <p>7 Broadway Cares/Equity Fights AIDS \$1,287,581 New York, NY</p> <p>8 Groundswell Fund \$1,171,554 Oakland, CA</p> <p>9 Proteus Fund \$1,130,845 Amherst, MA</p> <p>10 NEO Philanthropy \$942,200 New York, NY</p> | <p>1 New York LGBT Center 836,728 New York, NY</p> <p>2 Funders for LGBTQ Issues \$809,978 New York, NY</p> <p>3 All Out \$755,430 New York, NY</p> <p>4 Human Rights Campaign (HRC) Foundation \$700,968 Washington, DC</p> <p>5 International Lesbian, Gay, Bisexual, Trans and Intersex Association (ILGA) \$579,480 Geneva, Switzerland</p> <p>6 GMHC \$547,054 New York, NY</p> <p>7 Hetrick-Martin Institute (HMI) \$523,229 New York, NY</p> <p>8 Kheth'Impilo AIDS Free Living \$498,060 Cape Town, South Africa</p> <p>9 Safe Horizon - Streetwork \$455,000 New York, NY</p> <p>10 Southerners On New Ground (SONG) \$412,922 Atlanta, GA</p> |

¹² Anonymous grantees received a total of \$2,785,963 from private foundations. If represented as one grantee, they would appear on this list as the number 1 recipient.

APPENDIX: 2018 LIST OF LGBTQ GRANTMAKERS IN THE U.S.

| FOUNDATION NAME | Total Grants | Direct Grant Dollars | Regranting Dollars | Total Dollars |
|---|--------------|----------------------|--------------------|---------------|
| 100 Hearts 1 Mission Foundation | 1 | \$2,500 | | \$2,500 |
| A Hand Up Charitable Foundation | 1 | \$10,000 | | \$10,000 |
| AARP Foundation | 13 | \$278,650 | | \$278,650 |
| Adler Family Foundation, Thomas and Joann | 1 | \$10,000 | | \$10,000 |
| Advocates for Youth | 2 | \$70,000 | | \$70,000 |
| Ahmanson Foundation | 1 | \$10,000 | | \$10,000 |
| AIDS Foundation of Chicago | 6 | \$16,806 | | \$16,806 |
| AIDS Funding Collaborative | 4 | \$61,000 | | \$61,000 |
| AIDS Project of the East Bay | 4 | \$31,000 | | \$31,000 |
| AIDS United | 43 | \$1,456,500 | | \$1,456,500 |
| Aiello Charitable Foundation, The | 1 | \$2,500 | | \$2,500 |
| Akron Community Foundation | 16 | \$55,050 | | \$55,050 |
| Alacche Foundation, Alexander S. | 1 | \$1,000 | | \$1,000 |
| All Out | 11 | \$136,157 | | \$136,157 |
| Alphawood Foundation | 12 | \$510,000 | | \$510,000 |
| Amalgamated Bank | 1 | \$2,500 | | \$2,500 |
| American Institute of Bisexuality | 18 | \$219,728 | | \$219,728 |
| American Jewish World Service | 83 | \$1,767,065 | | \$1,767,065 |
| amfAR, Foundation for AIDS Research | 2 | \$125,885 | | \$125,885 |
| Andersen Foundation, Hugh J. | 2 | \$17,000 | | \$17,000 |
| Andreas Foundation, L & N | 1 | | \$20,000 | \$20,000 |
| Andrus Family Fund | 6 | \$211,500 | | \$211,500 |

| FOUNDATION NAME | Total Grants | Direct Grant Dollars | Regranting Dollars | Total Dollars |
|---|--------------|----------------------|--------------------|---------------|
| Anonymous Donors | 79 | \$18,499,500 | \$4,304,000 | \$22,803,500 |
| Anschutz Foundation, The | 1 | \$7,500 | | \$7,500 |
| Appalachian Community Fund | 4 | \$53,450 | | \$53,450 |
| Arcus Foundation | 101 | \$12,190,500 | \$2,815,000 | \$15,005,500 |
| ARIA Foundation | 8 | \$275,000 | | \$275,000 |
| Arizona Community Foundation | 30 | \$126,595 | | \$126,595 |
| Asian Americans/Pacific Islanders in Philanthropy (AAPIP) | 15 | \$30,020 | | \$30,020 |
| Astraea Lesbian Foundation for Justice | 307 | \$4,179,390 | | \$4,179,390 |
| AT&T Foundation | 1 | \$1,000,000 | | \$1,000,000 |
| Backer Foundation, William M. | 1 | \$2,500 | | \$2,500 |
| Baltimore Community Foundation | 13 | \$39,300 | | \$39,300 |
| Baltimore Family Fund, The | 1 | \$100 | | \$100 |
| Bandai Foundation, The | 1 | \$2,000 | | \$2,000 |
| Bank of America Charitable Foundation | 59 | \$289,578 | \$25,000 | \$314,578 |
| Barbash Family Fund | 1 | \$500 | | \$500 |
| Barr Foundation | 2 | \$475,000 | | \$475,000 |
| Barra Foundation, The | 2 | \$18,000 | | \$18,000 |
| Bastian Foundation, B. W. | 41 | \$832,430 | | \$832,430 |
| Beighle Family Foundation | 1 | \$105,000 | | \$105,000 |
| Berro Family Foundation | 1 | \$2,000 | | \$2,000 |
| Black Tie Dinner | 19 | \$1,185,001 | | \$1,185,001 |
| Blowitz-Ridgeway Foundation | 1 | \$14,000 | | \$14,000 |
| Blue Hills Bank Foundation | 2 | \$1,100 | | \$1,100 |
| Bohnett Foundation, David | 83 | \$720,307 | \$500 | \$720,807 |
| Booth Ferris Foundation | 1 | \$100,000 | | \$100,000 |
| Borealis Philanthropy | 182 | \$3,860,125 | | \$3,860,125 |
| Borick Foundation, Louis L. | 6 | \$260,000 | \$150,000 | \$410,000 |
| Boston Foundation | 85 | \$584,939 | | \$584,939 |
| Bransford Wallace Foundation, Anne | 1 | \$2,500 | | \$2,500 |
| Bravo Foundation, The | 2 | \$18,000 | | \$18,000 |
| Bread and Roses Community Fund | 18 | \$137,376 | | \$137,376 |
| Bremer Foundation, Otto | 7 | \$455,000 | | \$455,000 |
| Broadway Cares/Equity Fights AIDS | 66 | \$1,287,581 | | \$1,287,581 |

| FOUNDATION NAME | Total Grants | Direct Grant Dollars | Regranting Dollars | Total Dollars |
|--|--------------|----------------------|--------------------|---------------|
| Brody Family Foundation, Norman And Florence | 1 | \$500 | | \$500 |
| Brother Help Thyself | 32 | \$73,090 | | \$73,090 |
| Brown & Passman Charitable Foundation, Gang Tyre Ramer | 1 | \$150 | | \$150 |
| Brownie Foundation, The | 1 | \$500 | | \$500 |
| Buchly Charity Fund Of Federal Lodge Farm | 2 | \$7,000 | | \$7,000 |
| Buchwald Foundation, Don And Maggie | 1 | \$2,500 | | \$2,500 |
| Bucy Family Fund | 1 | \$1,250 | | \$1,250 |
| Buffett Foundation, Susan Thompson | 4 | \$746,058 | | \$746,058 |
| Burts Bees Greater Good Foundation, The | 1 | \$300 | | \$300 |
| Bush Foundation | 3 | \$317,000 | | \$317,000 |
| Calamus Foundation (Delaware) | 15 | \$122,500 | \$50,000 | \$172,500 |
| Calamus Foundation (New York) | 26 | \$1,655,000 | \$5,000 | \$1,660,000 |
| California Community Foundation | 95 | \$742,383 | \$7,500 | \$749,883 |
| California Endowment, The | 58 | \$2,440,900 | | \$2,440,900 |
| California Wellness Foundation | 2 | \$27,000 | | \$27,000 |
| Campaign for Southern Equality | 119 | \$70,135 | | \$70,135 |
| Campbell Foundation, The | 1 | \$3,000 | | \$3,000 |
| Cape Cod Foundation, The | 5 | \$3,750 | | \$3,750 |
| CareOregon | 6 | \$14,500 | | \$14,500 |
| Casey Foundation, Annie E. | 6 | \$275,000 | | \$275,000 |
| Casey Foundation, Marguerite | 3 | \$237,500 | | \$237,500 |
| CDF Foundation | 1 | \$500 | | \$500 |
| Central Florida Foundation | 2 | \$20,000 | | \$20,000 |
| Century Fund Trust | 1 | \$2,500 | | \$2,500 |
| Chambers Family Foundation | 1 | \$10,000 | | \$10,000 |
| Charities Aid Foundation of America | 1 | \$6,250 | | \$6,250 |
| Chatham Foundation, The | 1 | \$1,000 | | \$1,000 |
| Cherry Fund | 13 | \$40,700 | | \$40,700 |
| Chicago Community Trust | 5 | \$4,450 | | \$4,450 |
| Chicago Foundation for Women | 8 | \$43,450 | | \$43,450 |
| Ciocca Charitable Foundation, Arthur & Carlyse | 1 | \$1,000 | | \$1,000 |
| Citi Foundation | 1 | \$250,000 | | \$250,000 |

| FOUNDATION NAME | Total Grants | Direct Grant Dollars | Regranting Dollars | Total Dollars |
|--|--------------|----------------------|--------------------|---------------|
| Civil Rights Defenders | 1 | \$500 | | \$500 |
| CJL FOUNDATION | 1 | \$2,000 | | \$2,000 |
| CKKO Foundation | 1 | \$5,000 | | \$5,000 |
| Cleveland Foundation, The | 13 | \$120,000 | \$100,000 | \$220,000 |
| Coastal Community Foundation of South Carolina | 1 | \$7,500 | | \$7,500 |
| Collingwood Foundation | 13 | \$241,000 | \$1,000 | \$242,000 |
| Collins Foundation, The | 8 | \$365,000 | | \$365,000 |
| Colorado Health Foundation | 4 | \$404,836 | | \$404,836 |
| Columbus Foundation | 13 | \$85,964 | | \$85,964 |
| Comcast NBCUniversal | 4 | \$90,515 | | \$90,515 |
| Comer Family Foundation | 7 | \$46,200 | | \$46,200 |
| Common Stream | 1 | \$40,000 | | \$40,000 |
| Community Care Foundation | 1 | \$5,000 | | \$5,000 |
| Community Foundation for Greater Atlanta | 33 | \$1,536,957 | | \$1,536,957 |
| Community Foundation for Northeast Florida | 42 | \$426,600 | \$862,250 | \$1,288,850 |
| Community Foundation for Southeast Michigan | 39 | \$387,661 | | \$387,661 |
| Community Foundation for Southern Arizona | 30 | \$244,833 | \$7,500 | \$252,333 |
| Community Foundation of Broward | 22 | \$448,925 | \$7,500 | \$456,425 |
| Community Foundation of Greater Birmingham | 15 | \$46,000 | | \$46,000 |
| Community Foundation of Greater Fort Wayne | 1 | \$2,000 | | \$2,000 |
| Community Foundation of Greater Greensboro | 1 | \$10,839 | | \$10,839 |
| Community Foundation of Middle Tennessee | 18 | \$104,110 | \$45,000 | \$149,110 |
| Community Foundation of Santa Cruz County | 24 | \$131,936 | | \$131,936 |
| Con Alma Health Foundation | 2 | \$4,500 | | \$4,500 |
| Conant Family Foundation | 1 | \$15,000 | | \$15,000 |
| Cone Health Foundation | 2 | \$120,589 | | \$120,589 |
| Conferencedirect Foundation | 2 | \$3,350 | | \$3,350 |
| Contigo Fund | 20 | \$429,350 | | \$429,350 |
| Cooper-Siegel Family Foundation, The | 1 | \$5,000 | | \$5,000 |
| Coors Foundation, Phyllis M . | 2 | \$7,000 | | \$7,000 |
| Cornerstone Capital | 1 | \$2,500 | | \$2,500 |
| Cream City Foundation | 1 | \$500 | | \$500 |

| FOUNDATION NAME | Total Grants | Direct Grant Dollars | Regranting Dollars | Total Dollars |
|---|--------------|----------------------|--------------------|---------------|
| Crossroads Fund | 4 | \$37,000 | | \$37,000 |
| Crowell Family Foundation Tr | 1 | \$1,000 | | \$1,000 |
| Cummings Foundation | 2 | \$300,000 | | \$300,000 |
| Cummings Foundation, Nathan | 2 | \$102,500 | | \$102,500 |
| Cummins-Levenstein Charitable Foundation | 1 | \$4,000 | | \$4,000 |
| Darby Foundation | 1 | \$20,000 | | \$20,000 |
| Davidson Foundation For Music Dance And Dramatic Arts | 1 | \$150 | | \$150 |
| Davis Foundation, Joe C. | 1 | \$5,000 | | \$5,000 |
| Dealy Foundation | 1 | \$5,000 | | \$5,000 |
| Deibler Charitable Foundation, Schlegel | 3 | \$35,000 | | \$35,000 |
| Delaware Valley Legacy Fund | 18 | \$59,276 | | \$59,276 |
| Design Industries Foundation Fighting AIDS (DIFFA) | 9 | \$102,500 | | \$102,500 |
| Detwiler Foundation, Tom S. | 1 | \$500 | | \$500 |
| Deutsch Foundation, Carl And Roberta | 1 | \$100,000 | | \$100,000 |
| District of Columbia Bar Foundation | 2 | \$267,700 | | \$267,700 |
| Dolphin Foundation | 1 | \$500 | | \$500 |
| Donahue Charitable Foundation, Richard K And Nancy L | 1 | \$1,000 | | \$1,000 |
| Downeast Conservation Foundation | 3 | \$8,000 | | \$8,000 |
| Dunitz Crisis Foundation, Michael | 1 | \$1,000 | | \$1,000 |
| Dwight Stuart Youth Fund | 8 | \$186,000 | \$5,000 | \$191,000 |
| Elno Family Foundation | 1 | \$1,000 | | \$1,000 |
| Elton John AIDS Foundation | 12 | \$1,108,146 | \$400,000 | \$1,508,146 |
| Ember Foundation, Norman And Susan | 1 | \$500 | | \$500 |
| Epstein Foundation, Barbara | 1 | \$25,000 | | \$25,000 |
| Esmond Harmsworth 1997 Charitable Foundation | 2 | \$25,000 | \$46,577 | \$71,577 |
| Estee Lauder Companies Charitable Foundation | 2 | \$20,000 | | \$20,000 |
| Evans Foundation, John D. | 3 | \$25,000 | | \$25,000 |
| FACE Foundation | 1 | | \$31,000 | \$31,000 |
| Farkas Family Foundation, The | 1 | \$2,500 | | \$2,500 |
| Finney Foundation | 1 | \$300 | | \$300 |
| Foley Charitable Foundation | 1 | \$1,500 | | \$1,500 |
| Ford Foundation | 33 | \$7,380,300 | \$1,086,000 | \$8,466,300 |

| FOUNDATION NAME | Total Grants | Direct Grant Dollars | Regranting Dollars | Total Dollars |
|---|--------------|----------------------|--------------------|---------------|
| Foundation for a Just Society | 25 | \$5,652,500 | \$1,400,000 | \$7,052,500 |
| Foundation for Healthy St. Petersburg | 2 | \$362,492 | | \$362,492 |
| Foundation for Louisiana | 3 | \$50,000 | | \$50,000 |
| Foundation For The Carolinas - Charlotte Lesbian and Gay Fund | 17 | \$135,500 | | \$135,500 |
| Fowler Family Foundation, Char and Chuck | 1 | \$10,000 | | \$10,000 |
| Freed Foundation | 1 | \$25,000 | | \$25,000 |
| Freedom House | 5 | \$671,309 | | \$671,309 |
| Freeman Foundation | 16 | \$410,500 | \$200,000 | \$610,500 |
| Fry Foundation, Lloyd A. | 3 | \$9,500 | | \$9,500 |
| FSG | 1 | \$2,500 | | \$2,500 |
| Fund for Democratic Communities | 5 | \$15,035 | | \$15,035 |
| Fund For Global Human Rights | 30 | \$411,298 | | \$411,298 |
| Funders for LGBTQ Issues | 12 | \$355,000 | \$165,000 | \$520,000 |
| G A F FOUNDATION | 1 | \$500 | | \$500 |
| Gamma Mu Foundation | 36 | \$160,200 | | \$160,200 |
| Gates Foundation, Bill and Melinda | 3 | \$1,468,341 | | \$1,468,341 |
| Gay Asian Pacific Alliance (GAPA) Foundation | 10 | \$28,000 | | \$28,000 |
| GE Company | 1 | \$10,000 | | \$10,000 |
| Geisser Family Foundation | 1 | \$3,000 | | \$3,000 |
| Gelfand Generations | 1 | \$500 | | \$500 |
| General Service Foundation | 7 | \$157,000 | \$65,000 | \$222,000 |
| Gilead Sciences | 175 | \$19,721,659 | \$2,160,000 | \$21,881,659 |
| Gill Foundation | 85 | \$9,872,700 | | \$9,872,700 |
| Global Fund for Women | 12 | \$388,573 | | \$388,573 |
| Gluck Family Foundation, The | 2 | \$2,000 | | \$2,000 |
| Golub Family Foundation, Neil Jane William Estelle | 1 | \$500 | | \$500 |
| Gordon Generation Foundation | 1 | \$2,500 | | \$2,500 |
| Gottesman Family Foundation, The Barbara & Harold | 1 | \$30,000 | | \$30,000 |
| Grand Rapids Community Foundation | 18 | \$141,950 | | \$141,950 |
| Grant Foundation, William T. | 2 | \$449,806 | | \$449,806 |
| Greater Cincinnati Foundation, The | 2 | \$149,583 | | \$149,583 |
| Greater Houston Community Foundation | 3 | \$35,000 | | \$35,000 |

| FOUNDATION NAME | Total Grants | Direct Grant Dollars | Regranting Dollars | Total Dollars |
|---|--------------|----------------------|--------------------|---------------|
| Greater Kansas City Community Foundation | 4 | \$41,275 | | \$41,275 |
| Greater New Orleans Foundation | 19 | \$105,778 | \$964 | \$106,742 |
| Greater Seattle Business Association | 46 | \$350,207 | | \$350,207 |
| Greater Washington Community Foundation | 1 | \$500 | | \$500 |
| Grindr for Equality | 1 | \$105,936 | | \$105,936 |
| Groundswell Fund | 38 | \$1,171,554 | | \$1,171,554 |
| Guilford Green Foundation | 6 | \$29,500 | | \$29,500 |
| Gund Foundation, George | 1 | \$300,000 | | \$300,000 |
| Haas Fund, Walter and Elise | 12 | \$380,500 | | \$380,500 |
| Haas, Jr. Fund, Evelyn and Walter | 74 | \$6,527,500 | \$150,000 | \$6,677,500 |
| Haberman Family Foundation | 2 | \$1,000 | | \$1,000 |
| Hagedorn Fund | 2 | \$70,000 | | \$70,000 |
| Handlery Foundation | 1 | \$5,000 | | \$5,000 |
| Hardesty Family Foundation | 1 | \$500 | | \$500 |
| Hargrove Pierce Foundation | 1 | \$25,000 | | \$25,000 |
| Haring Foundation, Keith | 17 | \$845,972 | | \$845,972 |
| Hartford Foundation for Public Giving | 4 | \$44,000 | | \$44,000 |
| Hazen Foundation, Edward W. | 2 | \$27,500 | | \$27,500 |
| Health Foundation of Greater Indianapolis | 2 | \$60,000 | | \$60,000 |
| Healthcare Foundation of New Jersey | 1 | \$65,000 | | \$65,000 |
| Heflin Foundation, Marta | 2 | \$11,000 | | \$11,000 |
| Heilpern Family Foundation, Herbert And Lillian | 1 | \$200 | | \$200 |
| Heinz Endowments, The | 1 | \$20,000 | | \$20,000 |
| Heritage Helps Foundation | 1 | \$150 | | \$150 |
| Herman Charitable Foundation, Sumner & Lois | 1 | \$500 | | \$500 |
| Herman Liebmann Foundation | 1 | \$500 | | \$500 |
| Hewlett Foundation, William and Flora | 3 | \$215,000 | | \$215,000 |
| Hill-Snowdon Foundation | 3 | \$85,000 | | \$85,000 |
| Hilton Foundation | 2 | \$2,000 | | \$2,000 |
| Hollander Charitable Foundation, Kenneth S | 2 | \$42,500 | | \$42,500 |
| Hollywood Foreign Press Association | 3 | \$95,000 | | \$95,000 |
| Horizons Foundation | 468 | \$3,336,013 | \$131,100 | \$3,467,113 |

| FOUNDATION NAME | Total Grants | Direct Grant Dollars | Regranting Dollars | Total Dollars |
|---|--------------|----------------------|--------------------|---------------|
| Hosanna Foundation, The | 1 | \$3,000 | | \$3,000 |
| Hossman Family Foundation, Carl L. | 1 | \$500 | | \$500 |
| Hostetter, Mark D. and Habib, Alexander N. Foundation | 2 | \$50,000 | | \$50,000 |
| Houston Endowment | 1 | \$40,000 | | \$40,000 |
| Hubbard-Watlington Foundation | 1 | \$120 | | \$120 |
| Huizenga Family Foundation | 3 | \$52,500 | | \$52,500 |
| Human Rights Campaign | 55 | \$584,184 | | \$584,184 |
| Hunsucker Family Foundation | 1 | \$1,000 | | \$1,000 |
| Hymowitz Family Foundation | 1 | \$500 | | \$500 |
| Idema Family Foundation, Crawford | 1 | \$25,000 | | \$25,000 |
| Impact Fairfield County | 1 | \$100,000 | | \$100,000 |
| International Trans Fund | 33 | \$615,000 | \$25,000 | \$640,000 |
| Irvine Foundation, James | 1 | \$15,000 | | \$15,000 |
| Jersey Foundation, The | 1 | \$10,000 | | \$10,000 |
| Jewish Communal Fund of New York | 10 | \$806,634 | \$86,623 | \$893,257 |
| Jewish Community Federation of San Francisco, The Peninsula, Marin and Sonoma | 7 | \$151,360 | | \$151,360 |
| Jewish Federation of Metropolitan Chicago | 3 | \$47,250 | | \$47,250 |
| Johnson & Johnson Family of Companies Contribution Fund | 2 | \$115,000 | \$50,000 | \$165,000 |
| Johnson Family Foundation | 22 | \$831,650 | \$75,000 | \$906,650 |
| JTB Cultural Exchange Corp | 1 | \$1,000 | | \$1,000 |
| Just Fund Kentucky | 14 | \$52,850 | | \$52,850 |
| Kaiser Permanente | 8 | \$205,500 | | \$205,500 |
| Kaplan Family Foundation, The Charles I And Mary | 5 | \$6,000 | | \$6,000 |
| Katz Foundation, Rachel & Drew | 1 | \$5,000 | | \$5,000 |
| Kellen Foundation, Anna Maria & Stephen | 1 | \$10,000 | | \$10,000 |
| Kellett Foundation, John Steven | 3 | \$8,166 | | \$8,166 |
| Kellogg Foundation, W.K. | 2 | \$3,000 | | \$3,000 |
| Kerr Foundation, William A. | 5 | \$25,000 | | \$25,000 |
| Kleberg Reynolds Meyer Foundation, Alice | 1 | \$10,000 | | \$10,000 |
| Klein Foundation, Calvin & Kelly | 1 | \$25,000 | | \$25,000 |
| Komen Foundation, Susan G | 10 | \$540,581 | | \$540,581 |
| Langendorf Foundation, Stanley S. | 1 | \$5,000 | | \$5,000 |

| FOUNDATION NAME | Total Grants | Direct Grant Dollars | Regranting Dollars | Total Dollars |
|---|--------------|----------------------|--------------------|---------------|
| Larsen Foundation, John | 2 | \$42,500 | | \$42,500 |
| Laughing Gull Foundation | 30 | \$3,540,000 | \$575,000 | \$4,115,000 |
| Lazy L Foundation | 1 | \$2,500 | | \$2,500 |
| Leclairryan Foundation | 1 | \$5,000 | | \$5,000 |
| Leeway Foundation | 23 | \$116,250 | | \$116,250 |
| LEF Foundation | 1 | \$1,000 | | \$1,000 |
| Levi Strauss Foundation | 28 | \$1,678,000 | \$65,000 | \$1,743,000 |
| Levin Foundation, Philip And Janice | 1 | \$10,000 | | \$10,000 |
| Liberty Hill Foundation | 20 | \$410,500 | | \$410,500 |
| Lorre Family Foundation, Chuck | 1 | \$5,000 | | \$5,000 |
| Lovell Foundation, David And Lura | 1 | \$45,000 | | \$45,000 |
| Luce Foundation, Henry | 1 | \$175,000 | | \$175,000 |
| M.A.C. AIDS Fund | 126 | \$6,668,538 | \$200,000 | \$6,868,538 |
| MacArthur Foundation, John D and Catherine T. | 7 | \$3,296,242 | | \$3,296,242 |
| Maine Community Foundation | 8 | \$45,492 | | \$45,492 |
| Mako Family Foundation | 1 | \$6,000 | | \$6,000 |
| Manaaki Foundation | 1 | \$5,000 | | \$5,000 |
| Mandel, Amy and Rodis, Katina Fund | 43 | \$877,425 | \$220,000 | \$1,097,425 |
| Marcus Foundation, Grace R. and Alan D. | 5 | \$8,000 | | \$8,000 |
| Margaret Ann Grinnell Charitable Foundation | 1 | \$1,553 | | \$1,553 |
| Marin Community Foundation | 1 | \$5,000 | | \$5,000 |
| Marks Charitable Trust, Matthew | 7 | \$35,000 | | \$35,000 |
| Marks Foundation, Carl | 1 | \$1,000 | | \$1,000 |
| Masto Foundation | 10 | \$14,725 | \$25,000 | \$39,725 |
| Mccoypeterson Foundation, Jack L Peterson And Vanessa | 3 | \$3,000 | | \$3,000 |
| Mccune | 1 | \$25,000 | | \$25,000 |
| Medina Foundation | 1 | \$100 | | \$100 |
| Mel Wolf Foundation | 1 | \$10,000 | | \$10,000 |
| Melcher Charitable Foundation | 1 | \$5,000 | | \$5,000 |
| Mellon Foundation, Andrew W. | 2 | \$702,000 | | \$702,000 |
| Mereville Foundation | 1 | \$500 | | \$500 |
| MetLife Foundation | 8 | \$188,915 | | \$188,915 |

| FOUNDATION NAME | Total Grants | Direct Grant Dollars | Regranting Dollars | Total Dollars |
|--|--------------|----------------------|--------------------|---------------|
| Meyer Memorial Trust | 14 | \$1,134,741 | | \$1,134,741 |
| Miami Foundation | 31 | \$256,100 | | \$256,100 |
| Middendorf Foundation | 1 | \$60,000 | | \$60,000 |
| Milano Foundation | 2 | \$10,000 | | \$10,000 |
| Moody Foundation | 3 | \$145,000 | | \$145,000 |
| Moonwalk Fund, Silva Watson | 11 | \$66,900 | | \$66,900 |
| Mooty Foundation, John W. | 1 | \$10,000 | | \$10,000 |
| Moriah Fund | 2 | \$36,000 | | \$36,000 |
| Ms. Foundation for Women | 7 | \$240,000 | | \$240,000 |
| MTV Staying Alive Foundation | 7 | \$83,680 | | \$83,680 |
| Mukti Fund | 2 | \$50,500 | | \$50,500 |
| NEO Philanthropy | 15 | \$942,200 | | \$942,200 |
| New York Community Trust, The | 5 | \$196,000 | \$50,000 | \$246,000 |
| New York Women's Foundation | 32 | \$1,854,000 | | \$1,854,000 |
| Newman Charitable Foundation, Eric P. & Evelyn | 1 | \$10,000 | | \$10,000 |
| North Star Fund | 20 | \$208,750 | | \$208,750 |
| Northwest Area Foundation | 4 | \$365,000 | | \$365,000 |
| Norvell Family Foundation | 3 | \$5,000 | | \$5,000 |
| NoVo Foundation | 1 | \$300,000 | | \$300,000 |
| Nunemaker Foundation, Andy | 1 | \$2,500 | | \$2,500 |
| Obrzut-Ling Foundation | 1 | \$2,500 | | \$2,500 |
| Omaha Community Foundation | 10 | \$199,350 | | \$199,350 |
| Omomuki Foundation | 6 | \$107,289 | | \$107,289 |
| Open Society Foundations | 95 | \$9,059,448 | | \$9,059,448 |
| Oppenheimer Foundation, Harris K. & Lois G. | 1 | \$1,000 | | \$1,000 |
| Oppenheimer Haas Foundation, Leo & Flora | 1 | \$80,000 | | \$80,000 |
| Oregon Community Foundation | 56 | \$352,073 | | \$352,073 |
| Our Fund | 279 | \$967,707 | \$155,689 | \$1,123,396 |
| OutRight Action International | 10 | \$249,329 | | \$249,329 |
| Overbrook Foundation, The | 9 | \$326,000 | \$225,000 | \$551,000 |
| Pacific Foundation Services | 1 | \$2,500 | | \$2,500 |
| Packard Foundation, David & Lucile | 1 | \$15,000 | | \$15,000 |

| FOUNDATION NAME | Total Grants | Direct Grant Dollars | Regranting Dollars | Total Dollars |
|---|--------------|----------------------|--------------------|---------------|
| Palette Fund | 19 | \$1,068,750 | | \$1,068,750 |
| Papanek Family Foundation | 1 | \$1,500 | | \$1,500 |
| Parsons Foundation, Bob & Renee | 5 | \$925,000 | \$100,000 | \$1,025,000 |
| Parsons Foundation, Ralph M. | 3 | \$62,500 | | \$62,500 |
| Pfund Foundation | 33 | \$64,431 | | \$64,431 |
| Philadelphia Foundation | 31 | \$359,779 | \$7,720 | \$367,499 |
| Phillips Charitable Foundation, Amy | 1 | \$50,000 | | \$50,000 |
| Phillips-Green Foundation | 2 | \$1,250 | | \$1,250 |
| Pierce Family Foundation, Leo & Peggy | 1 | \$10,000 | | \$10,000 |
| Pittsburgh Foundation, The | 6 | \$31,267 | | \$31,267 |
| Plein Foundation, Thomas A. | 1 | \$15,000 | | \$15,000 |
| Point Foundation | 124 | \$795,765 | | \$795,765 |
| Polk Bros. Foundation | 7 | \$283,500 | | \$283,500 |
| PPL Foundation | 1 | \$500 | | \$500 |
| Presser Foundation | 2 | \$8,000 | | \$8,000 |
| Price Choppers Golub Foundation | 1 | \$250 | | \$250 |
| Pride Foundation | 331 | \$1,229,775 | | \$1,229,775 |
| Pritchard Charitable Trust, William Maude | 2 | \$115,000 | | \$115,000 |
| Pritzker Family Foundation, JB & MK | 2 | \$330,049 | | \$330,049 |
| Proteus Fund | 31 | \$1,130,845 | | \$1,130,845 |
| Raikes Foundation | 2 | \$155,000 | | \$155,000 |
| Resist | 24 | \$81,500 | | \$81,500 |
| Reynolds Babcock Foundation, Mary | 1 | \$200,000 | | \$200,000 |
| Reynolds Foundation, Z. Smith | 5 | \$408,000 | | \$408,000 |
| Richardson Fund, Anne S. | 1 | \$30,000 | | \$30,000 |
| Richmond Memorial Health Foundation | 5 | \$174,291 | | \$174,291 |
| Robert Wood Johnson Foundation | 4 | \$870,065 | | \$870,065 |
| Robin Hood Foundation | 7 | \$1,692,000 | | \$1,692,000 |
| Rockefeller Brothers Fund | 5 | \$145,000 | | \$145,000 |
| Rockefeller Foundation | 2 | \$20,000 | | \$20,000 |
| Rockefeller Philanthropy Advisors | 1 | \$500 | | \$500 |
| Rockland Trust Charitable Foundation | 2 | \$6,000 | | \$6,000 |

| FOUNDATION NAME | Total Grants | Direct Grant Dollars | Regranting Dollars | Total Dollars |
|---|--------------|----------------------|--------------------|---------------|
| Ronald Philip Saturno Foundation | 1 | \$1,000 | | \$1,000 |
| Rosenberg Foundation | 1 | \$500 | | \$500 |
| Ross Foundation, Bob A | 8 | \$279,000 | | \$279,000 |
| Rubin Foundation, Shelley and Donald | 2 | \$30,000 | | \$30,000 |
| Rudin Family Foundation, May and Samuel | 1 | \$65,000 | | \$65,000 |
| Runnymede Foundation | 9 | \$46,000 | | \$46,000 |
| Ryan Memorial Foundation | 1 | \$40,000 | | \$40,000 |
| S&P Global | 1 | \$100 | | \$100 |
| Salesforce Foundation | 2 | \$10,850 | | \$10,850 |
| Samuel Goldwyn Foundation, The | 1 | \$2,500 | | \$2,500 |
| San Diego LGBT Pride | 55 | \$143,000 | \$4,000 | \$147,000 |
| San Francisco Foundation | 13 | \$605,418 | \$15,000 | \$620,418 |
| Sant Charitable Foundation | 1 | \$50,000 | | \$50,000 |
| Santa Barbara Foundation | 1 | \$105,700 | | \$105,700 |
| Santa Fe Community Foundation | 13 | \$103,750 | | \$103,750 |
| Sarandon Charitable Foundation, Susan | 1 | \$500 | | \$500 |
| Sawchuk Family Foundation | 1 | \$10,000 | | \$10,000 |
| SBM Charitable Foundation | 1 | \$5,000 | | \$5,000 |
| Schmidt Charitable Foundation, William A Schmidt & Teresa Elliott | 1 | \$300 | | \$300 |
| Schoeler Foundation, Kevin | 1 | \$1,500 | | \$1,500 |
| Schoenstadt Family Foundation | 1 | \$2,500 | | \$2,500 |
| Schott Foundation for Public Education | 5 | \$125,000 | | \$125,000 |
| Schulte Family Foundation, Rudi | 1 | \$5,500 | | \$5,500 |
| Seattle Foundation, The | 24 | \$310,250 | | \$310,250 |
| Shadek Family Foundation | 1 | \$5,000 | | \$5,000 |
| Shayne Foundation | 1 | | \$141,650 | \$141,650 |
| Shell Oil Company Foundation | 1 | \$29,645 | | \$29,645 |
| Sherwood Foundation | 1 | \$100,000 | | \$100,000 |
| Shrontz Family Foundation, Joanne L | 1 | \$2,500 | | \$2,500 |
| Shulman Family Foundation | 1 | \$5,000 | | \$5,000 |
| Silicon Valley Community Foundation | 6 | \$628,538 | | \$628,538 |
| Silver Family Foundation | 1 | \$25,000 | | \$25,000 |

| FOUNDATION NAME | Total Grants | Direct Grant Dollars | Regranting Dollars | Total Dollars |
|--|--------------|----------------------|--------------------|---------------|
| Simmons Foundation, The | 12 | \$472,000 | | \$472,000 |
| Small Change Foundation | 25 | \$538,500 | | \$538,500 |
| Snider Foundation, The | 1 | \$1,000 | | \$1,000 |
| Snow Charitable Foundation, Ruthanna B | 1 | \$5,000 | | \$5,000 |
| Snowdon Foundation | 1 | \$18,000 | | \$18,000 |
| Snowdon Foundation, Ted | 11 | \$337,000 | | \$337,000 |
| Snyder Fund, Valentine Perry | 1 | \$20,000 | | \$20,000 |
| Social Justice Fund Northwest | 7 | \$145,667 | | \$145,667 |
| Southeastern Council of Foundations | 1 | \$1,000 | | \$1,000 |
| Southern Vision Alliance | 15 | \$10,050 | | \$10,050 |
| Southwest Florida Community Foundation | 2 | \$15,250 | | \$15,250 |
| Spartanburg County Foundation | 10 | \$77,500 | | \$77,500 |
| Spearman Foundation, Grace Helen | 11 | \$109,500 | | \$109,500 |
| Speramus Foundation | 1 | \$500 | | \$500 |
| Sprocket Foundation | 1 | \$96,000 | | \$96,000 |
| Ssglc Project Rainbow | 1 | \$2,200 | | \$2,200 |
| Starkville Area Arts Council | 1 | \$1,000 | | \$1,000 |
| Steinberg Family Foundation | 1 | \$1,200 | | \$1,200 |
| Stonewall Community Foundation | 152 | \$483,658 | | \$483,658 |
| Sun Capital Partners Foundation | 1 | \$20,000 | | \$20,000 |
| Surdna Foundation | 4 | \$80,000 | | \$80,000 |
| Taneja Family Foundation | 1 | \$2,500 | | \$2,500 |
| Tawani Foundation | 10 | \$3,858,250 | | \$3,858,250 |
| TD Charitable Foundation | 2 | \$15,000 | | \$15,000 |
| Texas Pride Impact Funds | 20 | \$152,000 | | \$152,000 |
| Texas Woman's Foundation | 1 | \$30,000 | | \$30,000 |
| The Fund for Santa Barbara | 2 | \$34,000 | | \$34,000 |
| Third Street Foundation | 1 | \$1,000 | | \$1,000 |
| Third Wave Fund | 45 | \$568,344 | | \$568,344 |
| Tides Foundation | 257 | \$7,066,666 | \$115,000 | \$7,181,666 |
| Tiger Tail Family Foundation | 3 | \$16,200 | | \$16,200 |
| Timber Lake Foundation | 1 | \$6,000 | | \$6,000 |

| FOUNDATION NAME | Total Grants | Direct Grant Dollars | Regranting Dollars | Total Dollars |
|---|--------------|----------------------|--------------------|---------------|
| Time Warner Foundation | 1 | \$60,000 | | \$60,000 |
| Trans Justice Funding Project | 184 | \$651,000 | | \$651,000 |
| Trexler Estate, Harry C | 1 | \$9,000 | | \$9,000 |
| Triangle Community Foundation | 1 | \$7,000 | | \$7,000 |
| Tuttle Fund, Isaac | 1 | \$35,000 | | \$35,000 |
| Unitarian Universalist Program Veatch Program at Shelter Rock | 8 | \$320,000 | \$50,000 | \$370,000 |
| Unitarian Universalist Service Committee | 14 | \$360,000 | | \$360,000 |
| United Way of Bergen County | 1 | \$5,767 | | \$5,767 |
| Urgent Action Fund | 34 | \$179,686 | | \$179,686 |
| van Ameringen Foundation, H | 78 | \$3,922,000 | | \$3,922,000 |
| Velaj Foundation | 1 | \$250 | | \$250 |
| Veverka Family Foundation | 1 | \$500 | | \$500 |
| ViiV Healthcare | 31 | \$1,052,122 | | \$1,052,122 |
| Vinoly Foundation, Rafael And Diana | 2 | \$10,000 | | \$10,000 |
| Vitalyst Health Foundation | 1 | \$2,500 | | \$2,500 |
| W. Berkman Charitable Trust, Allen H & Selma | 1 | \$5,000 | | \$5,000 |
| Walton Family Foundation | 1 | \$10,000 | | \$10,000 |
| Warhol Foundation for the Visual Arts, Andy | 3 | \$160,000 | | \$160,000 |
| Washington AIDS Partnership | 8 | \$409,700 | | \$409,700 |
| Weaver Family Private Foundation | 1 | \$5,000 | | \$5,000 |
| Weinberg Foundation, Harry and Jeanette | 2 | \$1,900,000 | | \$1,900,000 |
| Weingart Foundation | 5 | \$510,200 | | \$510,200 |
| Weiss Foundation, William E | 1 | \$4,000 | | \$4,000 |
| Weissberg Foundation | 2 | \$82,000 | | \$82,000 |
| Wells Fargo | 149 | \$2,989,153 | \$323,946 | \$3,313,099 |
| Wild Geese Foundation | 32 | \$335,335 | | \$335,335 |
| Wildflower Foundation | 1 | \$38,000 | | \$38,000 |
| Wilf Foundation, Zygmunt & Audrey | 1 | \$50,000 | | \$50,000 |
| William Penn Foundation, The | 1 | \$82,500 | | \$82,500 |
| Wilson Memorial Foundation, Jerry J. | 1 | \$8,000 | | \$8,000 |
| Winthrop Rockefeller Foundation | 1 | \$15,000 | | \$15,000 |
| WMN Foundation | 1 | \$5,000 | | \$5,000 |

| FOUNDATION NAME | Total Grants | Direct Grant Dollars | Regranting Dollars | Total Dollars |
|--|--------------|----------------------|---------------------|----------------------|
| Women's Foundation of California, The | 7 | \$190,000 | | \$190,000 |
| Women's Foundation of Minnesota | 3 | \$28,000 | \$7,750 | \$35,750 |
| Woodruff Jr. Charitable Trust, J. A. & H. G. | 1 | \$5,000 | | \$5,000 |
| Yaspan-Unterberg Foundation | 3 | \$121,500 | | \$121,500 |
| Yelp Foundation | 7 | \$4,805 | | \$4,805 |
| Zarrow Family Foundation, Maxine and Jack | 1 | \$5,000 | | \$5,000 |
| Zarrow Family Foundations | 2 | \$6,500 | | \$6,500 |
| Zarrow Foundation, Anne and Henry | 4 | \$75,000 | | \$75,000 |
| Grand Total | 6636 | \$209,195,237 | \$16,758,269 | \$225,953,506 |

METHODOLOGY & ACKNOWLEDGMENTS

METHODOLOGY

We surveyed the 2018 grantmaking activity of nearly 1,000 philanthropic entities in search of LGBTQ funding. All types of foundations were surveyed — private, public, community and corporate — as well as nonprofit organizations with grantmaking programs. Information was obtained predominantly through self-reporting by grantmakers, as well as through a review of 990s and annual reports. This report includes all information received as of January 1, 2020.

Our overarching research goal was to ensure that the data we collected focused specifically on LGBTQ issues and organizations. Therefore, the data set does not include grants to organizations or projects that are generally inclusive of LGBTQ people unless they explicitly address an LGBTQ issue or population. For example, a women's organization awarded a grant to develop a sex education curriculum for girls, open and welcoming to all girls, including LGBTQ girls, would not have been included in the data. If that same organization was funded to provide sex education specifically to LGBTQ girls, it would have been included.

We have included all re-granting dollars in charts that rank individual grantmakers and in the appendix to accurately show the overall level of LGBTQ funding provided by each grantmaker, regardless of whether those dollars are provided in the form of direct grants or through an intermediary that then re-grants those dollars to other organizations and individuals. As a result, the charts that rank grantmakers and the appendix "double-count" re-granting when aggregated. However, for all other tabulations and charts, we have not included dollars awarded for the purpose of re-granting, so as to avoid double counting.

ACKNOWLEDGMENTS

This project would not be possible without the participation of our members and other philanthropic entities who generously shared grantmaking data and other insights for this report. We are especially grateful to our colleagues at Funders Concerned About AIDS (FCAA) — in particular Caterina Girona and Sarah Hamilton — for sharing LGBTQ-specific HIV/AIDS grantmaking data and for consistently being outstanding collaborative partners in our research efforts.

Correction: On page 20 of a previous version of this report we inaccurately reported that for every \$100 awarded by U.S. Foundations, only .04 cents supported transgender communities. That error was corrected. In 2018, for every \$100 awarded by U.S. Foundations, only 4 cents supported transgender communities.

MISSION

Funders for LGBTQ Issues works to increase the scale and impact of philanthropic resources aimed at enhancing the well-being of lesbian, gay, bisexual, transgender and queer communities, promoting equity and advancing racial, economic and gender justice.

BOARD OF DIRECTORS

Ricke Mananzala, Chair

Vice President of Strategy & Programs, Borealis Philanthropy

Cynthia Renfro, Vice Chair

President & CEO, Civis Consulting, LLC

Kristine Stallone, Treasurer

Philanthropic Consultant

Rye Young, Secretary

Philanthropic Consultant

Karen Appelbaum

Operations Director, Northwest Area Foundation

Namita Chad

Associate Director of Programs, Astraea Lesbian Foundation for Justice

Alfredo Cruz

Philanthropic Consultant

Paulina Helm-Hernández

Program Officer - US Southeast, Foundation For A Just Society

Kelli King-Jackson

Senior Program Officer, Simmons Foundation

Jason McGill

Philanthropic Consultant

William “Bill” Smith

President & CEO, Santa Fe Community Foundation

Beatriz “Bia” Vieira

Chief Program Officer, The Women’s Foundation of California

Judy Yu

Program Officer – SOGI, Wellspring Philanthropic Fund

STAFF

Ben Francisco Maulbeck

President

Lyle Matthew Kan

Vice President of Research & Communications

Marvin Webb

Vice President of Finance & Administration

Kristina Wertz

Vice President of Engagement & Philanthropic Outreach

Rebecca Wisotsky

National Director of Philanthropic Outreach

Andrew Wallace

Director of Research and Communications

Chantelle Fisher-Borne

Project Director, The Out in the South Initiative

Alexander Lee

Project Director, Grantmakers United for Trans Communities

April Bethea

Development & Membership Associate

Nicole Fernandes

Finance and Administrative Associate

Luis Rey Ramirez

Research & Communications Associate

REPORT CREDITS

Authors

Lyle Matthew Kan and Andrew Wallace

Copy Editor

April Bethea

Creative Director

Andrew Wallace

Graphic Designer

Gabriel Lee (original design); Trevor Messersmith, 80east Design (2018 Edition)

Lead Researcher


Andrew Wallace

Researchers

Eames Armstrong, April Bethea, Lyle Matthew Kan, and Charlie Neddo

© MARCH 2020, FUNDERS FOR LGBTQ ISSUES

Permission is granted to reproduce this document in part or in its entirety provided that Funders for LGBTQ Issues is cited as the source for all reproduced material.





FUNDERS FOR
LGBTQ
ISSUES

📍 45 West 36th Street, 8th Floor, New York, NY 10018 📞 (212) 475-2930 📠 (212) 475-2532
🌐 lgbtfunders.org 🐦 [@lgbtfunders](https://twitter.com/lgbtfunders) 📘 facebook.com/LGBTQFunders

