

# The *reactable*: Tabletop Tangible Interfaces for Multithreaded Musical Performance

Sergi Jordà  
Music Technology Group, Pompeu Fabra University  
Ocata, 1, 08003 Barcelona, Spain  
{sjorda, ggeiger, malonso, mkalten}@iua.upf.edu

Recibido: Septiembre 10 de 2009

Aprobado: Octubre 16 de 2009

## Abstract

In recent years we have seen a proliferation of musical tables. Believing that this is not just the result of a tabletop trend, in this paper I first discuss the reasons that make tabletop interfaces promising musical interfaces. After that, I present the *reactable*, a musical instrument based on a tabletop interface that exemplifies several of these potential achievements.

key words: *reactable*, tangible interfaces, tabletop interfaces, musical instrument, musical performance, design, interaction techniques.

ACM Classification key words: H.5.2 [User Interfaces]: interaction styles, input devices and strategies J.5: [Arts and Humanities]: performing arts.

## El *reactable*: interfaz tangible de mesa para interpretación musical multihilos

### Resumen

En años recientes se han visto una proliferación de mesas musicales, partiendo del hecho que esto no es solo una moda de mesas. Este artículo discute las razones por las cuales las interfaces de mesa son interfaces musicales promisorias; luego, se presenta el *reactable*, un instrumento musical basado en una interfaz de mesa que ejemplifica varios de estos logros potenciales.

Palabras clave: *reactable*, interfaces tangibles, interfaces de mesa, instrumento musical, interpretación musical, diseño, técnicas de interacción.

### Introduction

In recent years there has been a proliferation of tabletop tangible musical interfaces. This trend started with the millennium with projects such as the Audiopad [26, 27], Jam-o-drum [4] or SmallFish [33], but nowadays so many “musical tables” are being produced that it becomes difficult to keep track of every new proposal [22]. Is this just a coincidence or the result of a tabletop vogue? While arguably, not all the currently existing prototypes may present the same level of achievement or coherence, I believe that there are important reasons, perhaps often more intuited than stated, that make tabletop interfaces excellent candidates for new musical interfaces. In this paper I first analyze the potential of tabletop tangible interfaces as new musical instruments. In the second part I present the *reactable*, an ambitious tabletop musical instrument we have been developing for the last three years, built upon some of the principles exposed on the first part.

## Musical control and live performance

### **HCI and Research in Live Computer Music**

Early and definite examples of the synergy between music and HCI can be found in the research and contributions undertaken by William Buxton during the 1970s and 1980s; it was in fact, the design and use of computer-based tools for music composition and performance, which led Buxton into the area of HCI [5]. Buxton has even ironized that there are three levels of design: standard spec., military spec., and musical or artist spec, being the third the hardest and most important [6].

From the musical side, several computer music researchers have studied the control of sound in musical instruments as well as aspects of the communication between players and their instruments. Pressing [29] studies and compares the sound control issues of a violin and a standard MIDI keyboard using no less than ten dimensions. Vertegaal and Eaglestone [37] evaluate timbre navigation using different input devices. Wanderley proposes a basic gesture taxonomy evaluating how such gestures relate to different sound control tasks, and approaches the evaluation of input devices for musical expression by drawing parallels to existing research in the field of HCI [38]. Great effort has thus been devoted into bringing general Engineering Psychology [10, 11] and HCI knowledge and research into the domain of sound control.

### **Musical Performance Bandwidth**

Researchers from non-musical HCI related fields could find on their side, many reasons for considering musical performance. To start, musical instruments are among the most complex and sophisticated machinery humans have managed to design, construct and master, and musical performance may probably be the

densest form of human communication. As pointed by Bischoff, *“to bring into play the full bandwidth of communication there seems to be no substitute, for mammals at least, than the playing of music live.”* [3]. Robert Moog estimated that a skilled musician is able to generate about 1,000 bits/sec of meaningful information [24]. Apart from this demanding bandwidth, a very precise temporal control over several multidimensional and continuous parameters, sometimes even over simultaneous parallel processes is specially required in the interaction dialog that takes place between the performer and the instrument.

The social affordances associated with tables directly encourage concepts such as *“social interaction and collaboration”* [13] or *“ludic interaction”* [12]. Tabletop interfaces should thus allow almost by definition, several simultaneous users, each probably using both hands, several simultaneous fingers, or even simultaneous objects; they seem therefore ideal candidates for high bandwidth demands. In the next section we will unveil less obvious reasons that bring to tabletop interfaces the potential to become ideal platforms for new digital music instruments.

## Music instruments and tabletop interfaces

### **Music Controllers**

Whereas in most (non keyboard) acoustic instruments the separation between the control interface and the sound-generating subsystems is unclear, digital musical instruments can always be easily divided into a gestural controller (or input device) that takes the control information from the performer(s), and a sound generator that plays the role of the excitation source. The controller component can be a simple computer mouse, a computer keyboard or a MIDI keyboard, but with the use of sensors and appropriate analogue to digital converters, any control signal coming from the outside can be converted into control messages understandable by the digital system.

The list of currently available controllers could be infinite, ranging from MIDI-fied versions of traditional instruments, such as saxophones, trumpets, guitars, violins, drums, xylophones or accordions, to non imitative controllers, such as gloves, wearables, non-contact or bioelectrical devices, to mention just a few categories [9]. Moreover, many cheap and widely available control devices meant for the general market, such as joysticks or graphic tablets, are often being used as interesting music controllers. As a sign of the growing interest in this field, the annual conference on *New Interfaces for Musical Expression* (NIME), which started in 2001 as a 15-person workshop, now gathers annually more than two hundred researchers, luthiers and musicians from all over the world to share their knowledge and late-breaking work on new musical interface design. The yearly proceedings, available on-line at <http://www.nime.org> constitute the ultimate and more up to date source of information on this topic.

### **Interactive Music and Laptop Performance**

In parallel to this research bloom, the laptop is progressively reaching the point of feeling as much at home on stage as a saxophone or an electric guitar. However, the contemporary musical scene does not clearly reflect this potential convergence. Most laptop performers seem hesitant to switch towards the use of new hardware controllers, as if laptop performance and the exploration of post-digital sound spaces was a dialog conducted with mice, sliders, buttons and the metaphors of business computing [34]. There may be some reasons for that, which lie precisely in the new musical possibilities of computer based instruments.

In traditional instrumental playing, every nuance, every small control variation or modulation (e.g. a vibrato or a tremolo) has to be addressed physically by the performer. In digital instruments nevertheless, the performer no longer needs to control directly all these aspects of the production of sound, being able instead

to direct and supervise the computer processes which control these details. As a result of the potential intricacy of these ongoing processes, which can be under the instrument's sole control or under a responsibility shared by the instrument and the performer, performing music with computers often tends towards an *interactive* dialog between instrument and instrumentalist. These new type of instruments often shift the centre of the performer's attention from the lower-level details to the higher-level processes that produce these details. The musician performs control strategies instead of performing data, and the instrument leans towards more intricate responses to performer stimuli, tending to surpass the note-to-note and the 'one gesture-one acoustic event' playing paradigms present in all traditional instruments, thus allowing musicians to work at different musical levels and forcing them to take higher level and more compositional decisions on-the-fly [20].

### **Multithreaded musical instruments with shared control**

I state that most of the music controllers currently being developed do not pursue however this "multithreaded and shared control" approach, prolonging the traditional instrument paradigm instead.

Many new musical interfaces still tend to conceive new musical instruments highly inspired by traditional ones, most often designed to be 'worn' and played all the time, and offering continuous, synchronous and precise control over a few dimensions. An intimate, sensitive and not necessarily highly dimensional interface of this kind (i.e. more like a violin bow, a mouthpiece or a joystick, than like a piano) will be ideally suited for direct microcontrol (i.e. sound, timbre, articulation). However, for macrostructural, indirect or higher level control, a non-wearable interface distributed in space and allowing intermittent access (i.e. more like a piano or a drum), and in which control can be easily and quickly transferred and recovered to/from the machine, should be undeniably preferred [20].

Moreover, not many new instruments profit from the display capabilities of digital computers, whereas in the musical performance approach we are discussing, in which performers tend to frequently delegate and shift control to the instrument, all affordable ways for monitoring ongoing processes and activities are especially welcome. Visual feedback becomes thus a significant asset for allowing this type of instruments to dynamically ‘communicate’ the states and the behaviors of their musical processes [17]. It is the screen and not the mouse, what laptop performers do not want to miss, and it is in this context where tabletop tangible interfaces may have a lot to bring.

### Introducing the *reactable*

The *reactable*, the first tabletop project conceived and developed by this team, did not start from the idea of exploring musical applications on tabletop interfaces, but rather from our more than 15 years experience as digital luthiers and computer music performers [16]. The *reactable* conceptual precursor was in fact a GUI based software synthesizer, FMOL, developed by the author between 1997 and 2002.

### **Visual Feedback on FMOL**

FMOL is a software synthesizer and musical instrument with a peculiar interface. Its sound engine supports six real-time synthesized audio tracks or channels, and its mouse-controlled GUI is so tightly related to this synthesis architecture, that almost every feature of the synthesizer is reflected in a symbolic, dynamic and non-technical way in the interface [15, 17]. In its rest position the screen looks like a simple 6x6 grid or lattice, where each of the six vertical lines is associated with one voice generator, and each horizontal line is associated with an effect processor, controlled on its turn by a low frequency oscillators (LFO). In performance, all of these lines work both as input devices

that can be picked and dragged with the mouse, and as output devices that give a dynamic visual feedback, drawing the sound waveforms and showing all the music activity. When multiple oscillators or segments are active, the resulting geometric “dance”, combined with the six-channel oscilloscope information given by the strings, tightly reflects the temporal activity and intensity of the piece and gives multidimensional cues to the player.



Figure 1. FMOL in action.

Looking at a screen like Figure 1, which is taken from a quite dense FMOL fragment, the player can intuitively feel the loudness, the dominating frequencies and the timbral content of every channel, the amount of different applied effects, and the activity of each of the thirty low frequency oscillators. The ‘audio’ feedback presented to the performer in a visual form, intuitively helps the understanding and the mastery of the interface, enabling the simultaneous control of a high number of parameters that could not be possible without this visual feedback. More essentially, no indirection is needed in order to modify any of these parameters, since anything in the screen behaves simultaneously as an output and as an input, as both *representation* and *control* [35]. In spite of being controlled by a mouse, FMOL was already a musical *abacus*, in the *Ishiiian* sense of the term [14]. From an empirical point of view, FMOL had proved to be a good musical instrument used for years in live performance by many musicians including the first author. It was with this know-how and with the idea of surpassing mice limitations that the *reactable* project started in 2003.



## The reactable: Conception and Description

The first step was to believe that everything is feasible, assuming access to a universal sensor which can provide all the necessary information about the instrument and the player state, and enabling thus the conception and design of an ideal instrument without being constrained by technological issues. Luckily enough, the current implementation almost fully coincides with the original model [19].



Figure 2. Four hands at the reactable.

The *reactable*, has been designed for installations and casual users as well as for professionals in concert. It seeks to combine immediate and intuitive access in a relaxed and immersive way, with the flexibility and the power of digital sound design algorithms, resulting in endless improvement possibilities and mastership. It is based on a round table, thus a table with no head position or leading voice, and with no privileged points-of-view or points-of-control. Like in other circular tables such as the Personal Digital Historian (PDH) System [32] the *reactable* uses a radial coordinate system and a radial symmetry.

In the *reactable* several musicians can share the control of the instrument by caressing, rotating and moving physical artifacts on the luminous surface, constructing different audio topologies in a kind of tangible modular synthesizer or graspable flow-controlled programming language. Each *reactable* object represents a modular synthesizer component with a dedicated function for the

generation, modification or control of sound. A simple set of rules automatically connects and disconnects these objects, according to their type and affinity and proximity with the other neighbors. The resulting sonic topologies are permanently represented on the same table surface by a graphic synthesizer in charge of the visual feedback, as shown in Figure 2. Auras around the physical objects bring information about their behavior, their parameters values and configuration states, while the lines that draw the connections between the objects, convey the real waveforms of the sound flow being produced or modified at each node.

## The *reactable* implementation

### Computer Vision

In the previous years, researchers have often criticized the application of computer vision techniques in tabletop development, pointing out drawbacks such as slowness and high latency, instability, lack of robustness and occlusion problems, while favoring other techniques such as electromagnetic field sensing with the use of RFID tagged objects [25] or acoustic tracking by means of ultrasound [23]. Recent implementations such as Microsoft's Surface [39] or the *reactable* itself, clearly demonstrate that these reservations are not applicable anymore. For tracking pucks and fingers, the *reactable* uses an IR camera situated beneath the translucent table, avoiding therefore any type of occlusion (see Figure 3).

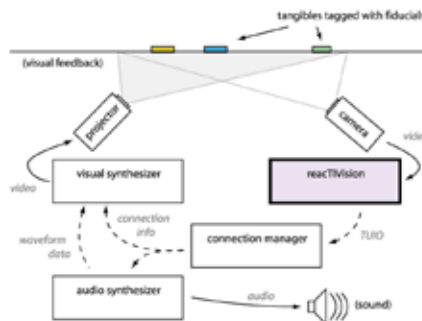


Figure 3. The *reactable* components.

Additionally, some of the advantages we have found in the use of computer vision (CV) are:

CV can be combined with beneath projection, permitting a compact all-in-one system, in which both camera and projector are hidden.

Almost unlimited number of different markers (currently several hundreds).

Almost unlimited number of simultaneous pucks (only limited by the table surface), and with a processing time independent of this number ( $\geq 60$  fps).

Possibility to use cheap pucks (such as for example, specially printed business cards).

Detection of puck orientation (pucks are not treated as points).

Natural integration of pucks and finger detection for additional control.

ReactIVision, the *reactable* vision engine, is a high-performance computer vision framework for the fast and robust tracking of fiducial markers in a real-time video stream. Fiducial markers are specially designed graphical symbols, which allow the easy identification and location of physical objects with these symbols attached. The 'amoeba' symbol set [1] shown in Figure 4, and the related detection algorithms [2] were specifically developed for the *reactable*, taking into account the special needs of a real-time musical instrument such as low latency and high temporal resolution ( $\sim 60$  fps). Since November 2005, reactIVision is available to the general public, including the binaries for all three major operating systems (Win32, MacOS and Linux) as well as the source code under an open source license (GPL, LGPL). Along with the actual sensor component, a collection of free example client projects for the rapid development tangible user interfaces in many programming languages such as C++, Java, Processing and Pure Data are also available on the project site [31].



Figure 4. Four markers from the  
reactIVision 'amoeba' set.

## Modular Synthesis and Dynamic Patching

The idea of creating and manipulating data flows is well acquainted in several fields, such as electronics, modular sound synthesis or visual programming. Modular synthesis goes back to the first sound synthesizers, in the digital and especially in the analogue domains, with Robert Moog's or Donald Buchla's Voltage controlled synthesizers [7]. This sound synthesis method, based on the interconnection of sound generators and sound processors units has largely proved its unlimited sound potential. It can also be considered as the starting point of all the visual programming environments for sound and music, which started with the Max environment in the late 1980s, and constitute nowadays one of the more flexible and widespread paradigms for interactive music making [30]. The *reactable* outdoes these models applying what we call *dynamic patching* [21], i.e. managing automatic connections depending on the type of objects involved and on the proximity between them.

Each *reactable* object has a dedicated function for the generation, modification or control of sound. By moving them and bringing them into proximity with each other, performers construct and play the instrument at the same time. Since the move of any object around the table surface can alter existing connections, extremely variable synthesizer topologies can be attained resulting in a highly dynamic environment.

Albeit not so popular in regular HCI, the use of rotary knobs is a well-acquainted tradition in electronic music practice. All *reactable* objects can always be spun, which allows controlling one of their internal parameters; a second parameter is controlled by dragging the finger around the objects' perimeter (see Figure 5). Although the exact effect varies from one type of object to the other, rotation tends to be related with frequency or speed and finger dragging with amplitude.



Figure 5. Modifying a parameter with the finger.

## The reactable Syntax

*Reactable's* objects can be categorized into six different functional groups: audio generators, audio filters, controllers, control filters, mixers and global objects (which affect the behaviour of all objects within their area of influence). Each family is associated with a different puck shape and can have many different members, each with a distinct (human-readable) symbol on its surface (see Figures 5 and 6). Table 1 summarizes several characteristics of each family or type.



Figure 6. A snapshot showing connections between several objects.

Connections between objects are determined by the objects' affinities (see Table 1, column 2) and simple proximity rules. In the example shown in Figure 6 (a real snapshot of the visual synthesizer), the sound generator **A** (a sample player) is sounding alone, while sound generator **B** (a frequency modulation synthesizer) is being controlled by the step-sequencer **D**, and the resulting sound is being filtered by **C** (a resonant filter), which on its turn, is being modulated by **E** (a low frequency sine wave oscillator). The metronome **F** only affects the generator **A** because the other objects are out of the metronome's current influence range. **G** is a global object (a tonalizer) which corrects the notes being generated by **A** and **B**, according to the pitches that are active (dark) on its 12-note perimeter (in this case, C,D,D#,F,G,A and A#). **H** is the audio output or sink, where all sounds converge (in a quadraphonic setup, the angle with which each audio thread arrives to **H** determines the panning position of this voice).







	Connections	Shape	Examples
<b>Generators</b>	<ul style="list-style-type: none"> <li>▪ 1 audio out</li> <li>▪ N control in</li> </ul>		<ul style="list-style-type: none"> <li>▪ square wave</li> <li>▪ sampler player</li> </ul>
<b>Audio filters</b>	<ul style="list-style-type: none"> <li>▪ 1 audio in</li> <li>▪ 1 audio out</li> <li>▪ N cntrl in</li> </ul>		<ul style="list-style-type: none"> <li>▪ resonant filter</li> <li>▪ flanger</li> </ul>
<b>Controllers</b>	<ul style="list-style-type: none"> <li>▪ 1 cntrl out</li> </ul>		<ul style="list-style-type: none"> <li>▪ sine wave low frequency oscillator</li> <li>▪ 12-step amplitude sequencer</li> </ul>
<b>Control filters</b>	<ul style="list-style-type: none"> <li>▪ 1 cntrl in</li> <li>▪ 1 cntrl out</li> </ul>		<ul style="list-style-type: none"> <li>▪ decimator</li> <li>▪ sample &amp; hold</li> </ul>
<b>Audio mixers</b>	<ul style="list-style-type: none"> <li>▪ 2 audio in</li> <li>▪ 1 audio out</li> <li>▪ N cntrl in</li> </ul>		<ul style="list-style-type: none"> <li>▪ mixer bus</li> <li>▪ ring modulator</li> </ul>
<b>Global</b>	<ul style="list-style-type: none"> <li>▪ N cntrl in</li> </ul>		<ul style="list-style-type: none"> <li>▪ metronome</li> <li>▪ tonalizer</li> </ul>

Table 1. A summary of the reactable objects types.

In a simplified approach that would only consider generators, filters and controllers, and omit all the proximity rules that manage the system, the *reactable* syntax could be described with the following regular type-3 grammar [8]:

$$S \rightarrow aNt$$

$N \rightarrow cN \mid bN \mid$  where  $a$  represent generators,  $b$  filters,  $c$  controllers,  $t$  is the audio output, and  $a$  is the empty string.

This results in the equivalent regular expression:  $ac^*(bc^*)^*t$ , with each of these strings representing a *reactable* audio thread. As seen in Figure 6, several simultaneous threads are possible, each starting with its own generator ( $a$ ). The combination of this syntax with proximity rules and global objects (that affect all objects within their access range) provides a playful and rich interaction which seamlessly combines the three categories proposed by Ullmer et al. [35] for relating physical elements on a tabletop interface: spatial, relational and constructive.

### Bridging the gap from novice to expert use

The *reactable* wants to be instantly engaging, intuitive and non-intimidating. These properties seem a must for musical instruments to come. Considering the speed at which technology and fashion shift in our current 21<sup>st</sup> century, proselytism will surely not be attained by promising ten years of sacrifice. If we aspire for a new instrument to be played by more than two people it will have to capture the musicians' imagination from the start. And yet, no matter how affordable it may seem at first glance, the *reactable* was conceived as a real musical instrument, capable of the more subtle complexities.

## Visual Feedback and advanced interaction

Visual feedback thus becomes an essential component for playing the *reactable* and dealing with all its complexity. One of our initial design dogmas was to avoid any type of textual or numerical information, while banishing at the same time any decorative display. In that sense, any shape, form, line or animation drawn by the visual synthesizer is strictly relevant and informational. The audio lines that connect objects show the real resulting waveforms; control lines indicate the density and intensity of the values they transport; low frequency oscillators, metronomes and other objects that vibrate at visible rates are animated with their precise heartbeats.

Visual feedback is also important for constantly monitoring the objects' states and internal parameters, such as in the white 180° circular fuel gauges that surround any object indicating their rotational values, in the dots that show the position of the second parameter slider (see all objects in Figure 6, except D and G), or on the finger-activatable discrete steps that surround objects as the step-sequencers or the tonalizer (see respectively D and G in Figure 6). The use of fingers is not limited to modifying objects' parameter. Fingers can also be employed for temporarily cutting (i.e. muting) audio connections. Muted connections, which are represented with straight dotted lines, are reactivated touching again the object that has been muted.

## Scalability

As pointed by Ulmer most tangible platforms map interactive objects with physical world elements that have a clear geometrical representation [36]. This often poses problems with respect to the scalability of such systems, in terms of the physical objects that can be realistically manipulated on a table, and the restricted level of complexity that can be handled within these restrictions. The



*reactable* deals reasonably well with this scalability problem: while two objects can often be sufficient for a “solo” intervention, the level of musical complexity that can be generated by a table full of objects can easily surpass the cognitive load of several performers [28].

This satisfactory behaviour has not prevented us from considering container objects [35] for storing sub-patches. Substituting a group of interrelated objects by one unique sub-patch container is an acquainted habit in many visual programming languages including musical ones such as Max; finger drawing a closed area on the table surface and embedding all of its contents into a physical container object, seems also a quite natural and coherent way to interact with the *reactable*. Although this has been implemented as a proof of concept for containers, we have yet to solve the question of how to control the high number of relevant parameters (i.e. 2 for each contained object) that can rule the sub-patch behaviour.

### Interacting with the *reactable*

Since its first presentation at the Audio Engineering Society Conference in Barcelona on May 2005, the *reactable* has undergone a very active life outside of the laboratory. It has been exhibited in the more prominent festivals and conferences all over the world, such as SIGGRAPH (Boston, August 2006), Ars Electronica (Linz, September 2005), the International Computer Music Conference (Barcelona, September 2005), the New Interfaces for Musical Expression Conference NIME (Paris, May 2006) or the Sonar Festival in Advanced Music and Multimedia Art (Barcelona, June 2006).

In these different exhibitions, the *reactable* has been played by several thousands users, of all ages and different backgrounds (musicians, computer music and computer graphic experts; electronic music, digital art or computer games

aficionados; teenagers, families with kids, etc.). The feedback has always been very positive, often even passionate, showing that the *reactable* can be very much enjoyed even without being fully understood. We have estimated that interested people start grasping its basic principles after 5 or 10 minutes of completely unguided and joyful interaction. Users who spend more than 5 minutes often become “addicted”, and come back again many times, trying to find the special moments in which the installation is empty or at least less crowded.

In parallel to these public installations, the *reactable* has been performing dozens of festival concerts all over Europe and America, performed both by its creator team (Sergi Jordà, Martin Kaltenbrunner, Günter Geiger or Marcos Alonso), or lately, accompanying the Icelandic singer Björk, in her new world tour.

As a result of this exposure, the *reactable* has arguably become the most popular new music instrument of the last years, appearing in thousands of blogs and webpages, in newspapers and in the more prominent electronic music magazines, and being often epitomized as “the XXI<sup>st</sup> century musical instrument”. In any case, it has certainly turned into a completely mature musical instrument, which does not prohibit its continual design process refinement. The ideal combination of these two very different test-beds (i.e. public installations plus concerts) fulfills indeed our initial goal, which was to build a musical instrument conceived for casual users as well as for professionals.

## Conclusions

I have shown the implementation of a tabletop based musical instrument, which is proving to be successful both as a musical instrument and as a tabletop application.

We firmly believe that tangible user interfaces and more precisely, table based tangible interfaces in which digital information becomes graspable with the

direct manipulation of simple objects available on a table surface, can fulfill many of the special needs brought by the new live computer music performance paradigms. This type of performances often require the combination of intimate and sensitive control, with a more macro-structural and higher level control which is intermittently shared, transferred and recovered between the performer(s) and the machine. Tabletop interfaces favor multi-parametric and shared control, exploration and multi-user collaboration, while they can also contribute to delicate and intimate interaction (e.g. moving and turning two objects with both hands). Their seamless integration of visual feedback and physical control allows also for more natural and direct interaction.

I am also convinced that the deep involvement present in (both expert and novice) musical performance has much to bring to other interaction contexts which involve creativity in a very broad sense, understanding that creativity is present not only in the production of nice pictures or music, but specially in the process of creation or construction of anything. Creativity, related with expressiveness and with freedom, can thus become important in any interaction process enough complex or enough free, such as the ones in which the paths to a goal are open or when the goal itself is open.

## Acknowledgements

The *reactable* has been developed in the Music Technology Group of the Pompeu Fabra University in Barcelona, by a team of four digital luthiers: Marcos Alonso, Günter Geiger, Martin Kaltenbrunner and the author. The author would also like to thank former *reactable* collaborators such as Hugo Solis, Ross Bencina, who made important contributions to the computer vision component, Chris Brown who wrote and performed Teleson, the first composition for *reactable*, and the interns Ignasi Casasnovas and Gerda Strobl. I would also like to thank Xavier Serra, director of the Music Technology Group in Barcelona for his support, all

the festival organizers who have given us the chance to show the *reactable* in so many different contexts, and the thousands of users who are continuously helping in the *reactable* iterative refinement.

## References

BENCINA, R. and KALTENBRUNNER, M. (2005). "The Design and Evolution of Fiducials for the reactIVision System". *Proc. 3rd International Conference on Generative Systems in the Electronic Arts*.

BENCINA, R., KALTENBRUNNER, M. and JORDÀ, S. (2005). "Improved Topological Fiducial Tracking in the reactIVision System". *Proc. IEEE International Workshop on Projector-Camera Systems*.

BISCHOFF, J., GOLD, R. and HORTON, J. (1978). "Music for an interactive Network of Computers". *Computer Music Journal*, 2(3), 24-29.

BLAINE, T. and PERKIS, T. (2000). "Jam-O-Drum, A Study Interaction Design". *Proc. ACM DIS 2000 Conference*. NY: ACM(2000).

BUXTON, W., PATEL, S., REEVES, W., and BAECKER, R. (1982). "Object and the Design of Timbral Resources". *Computer Music Journal*, 982), 32-44.

BUXTON, W. (1997). "Artists and the art of the luthiers". *ACM SIGGRAPH Computer Graphics*, 3997, 10–11.

CHADABE, J. (1975). "The Voltage-controlled synthesizer". In John Appleton (Ed.), *The development and practice of electronic music*. New Jersey: Prentice Hall (1975).  
Chomsky, N. (1956). "Three models for the description of language". *IRE Transactions on Information Theory*(1956), 113-124.

CUTLER, M., ROBAIR, G. and BEAN. (2000). "Outer Limits". *Electronic Musician Magazine*, (2000, 49-72.

FITTS, P. M. (1951). "Engineering Psychology and Equipment Design". In S. S. Stevens (Ed.), *Handbook of Experimental Psychology* (pp. 17-1340). 11287-1340.

FITTS, P. M. and POSNER, M. I. (1967). *Human Performance*. Belmont, CAs/ Cole (1967).

GAVER, W.W., BOWERS, J., BOUCHER, A., GELLERSON, H., PENNINGTON, S., SCHMIDT, A., STEED, A., VILLARS, N. and WALKER, B. (2004). "The drift table: designing for ludic engagement". *Proc CHI '04 extended abstracts on Human factors in computing systems* Press(2004), 885—900.

HORNECKER, E. and BUUR, J. (2006). "Getting a Grip on Tangible Interaction: A Framework on Physical Space and Social Interaction". *PI 2006* (2006), 437-446.  
Ishii, H and Ullmer, B. (1997). "Tangible Bits: Towards Seamless Interfaces between People, Bits and Atoms". In *CHI 97* (1997), 22-27.

JORDÀ, S. (1999). "Faust Music On Line (FMOL): An approach to Real-time Collective Composition on the Internet". *Leonardo Music*, 9: (1999). 5-12.

\_\_\_\_\_. (2002). "Improvising with Computers: A personal Survey (1989-2001)". *Journal of New Music* R1(1): , (2002), 1-10.

\_\_\_\_\_. (2002). "FMOL: Toward User-Friendly, Sophisticated New Musical Instruments". *Computer Music*, 26(3): (2002), 23-39.

\_\_\_\_\_. (2003) Sonigraphical Instruments: From FMOL to the *reactable\**. *Proc. International Conference on New Interfaces for Musical Expression*, 70-76.

JORDÀ, S., KALTENBRUNNER, M., GEIGER, G. and BENCINA, R. The *reactable\**. *Proc. International Computer Music Conference* (2005).

JORDÀ, S. (2005). *Digital Lutherie: Crafting musical computers for new musics performance and improvisatin*. PhD. Dissertation., Universitat Pabra, Barcelona.

KALTENBRUNNER, M., GEIGER, G. and JORDÀ, S. (2004). "Dynamic Patches for Live Musical Performance". *Proc. International Conference on New Interfaces for Musiression (NIME-04)*, (2004) 19-22.

KALTENBRUNNER, M. <http://ww.iaa.upf.emtg/reactable/?related> [Referenced October 20, 2006].

MAZALEK, A. (2005). *Media Tables: An extensible method for developing multi-user media interaction platforms for sharedspaces*. PhD. Dissertation., Massachusetitute of Technology (2005).

MOOG, R. (2004). Keynote speech at the *Conference on New Interior Musical Expression* (2004).

Patten, J., Ishii, H., Hnes, J., Pangaro, G. (2001)., "Sensetable: A Wireless Object Tracking Platform for Tangible User Ies". *Proc. ACM CHI '01* (2001), 253-260.

PATTEN, J., REHT, B. and ISHII, H. (2002)., "Audiopad: A Tag-based Interface for Musical Performance". *Proc. Conference on New Intfor Musical Expression* (2002), 24-26.

\_\_\_\_\_. (2006). "Interaction Techniques for Musical Performance with Tatop Tangible Interfaces". In *ACE 2006 Advances in Computer EntertaHollywood*, California, (2006).

PRESSING, J. (1984). "Cognitive rocesses in Improvisation". Iin Ray Crozier and Anthony Chapman (Eds.), *Cognitive Processes in the Peczier and Anthony Chapmanand*, Amsterdam (1984), 345-363.

PRESSING, J. (1990). "Cybernetic Issues in Interactive Performance Systems". *Music Journal*, 14(1): (1990), 12-25.

- PUCKETTE, M. (2002). "Max at 17er *Music Journal*, 26(4): (2002), 31-43. ReactIVision. <http://upf.edu/reactable/?software> [Referenced October 20, 2006]
- SHEN, C., LESH, N. and VERNIER, F. (2003). "Personal Digital Historian: Story Sharing Around th In *Interactions*, 0(2): (2003), 15-22. SmallFish.: [http://hosting.zkm.de/wmuench/small\\_fish](http://hosting.zkm.de/wmuench/small_fish), [Referenced October 20, 2006].
- TURNER, T. (2003). The Resonance of the Cubicle: Laptop Performance in Post-digital *Musicporary Music Review*, 22(4): (2003). 81-92.
- ULLMER B. and ISHII, H. (2001). "Emerging Frameworks for Tangible User Interfaces". In John M. Carroll (Ed.), *Human-Computer Interactio* (pp. 579-601). rroll, Addison-Wesley (2001), 579-601.
- ULLMER, B. (2002). *Tangible Interfaces for Manipulating Aggregates of Digital Information*. Ph.D. Dissertation., usetts Institute of Technology (2002).
- VERTEGAAL, R. and EAGLESTONE, B. (1996). "Comparison of input devices in an ISEE direct timbre manipulation tasacting with *Computers*, 8(1): (1996), 13-30.
- Wanderley, M. M. (2001). *Performer-Instrument Interaction: Applications to Gestural Control of Music*. Ph.D thesis., Uni Pierre et Marie Curie - Paris VI (2001).
- WILSON, A.D. (2005). "PlayAnywhere: a compact interactive tbletop projection-vision system". *Proc. 18th annual ACM symposium on User inter software and ogy*, ew York, NY, USA, ACM Press (2005), 83--92.