

Ardisia recurvipetala (Primulaceae-Myrsinoideae), a new species from northern Peninsular Malaysia

Avelinah Julius¹, Mat Yunoh Siti-Munirah², Timothy M. A. Utteridge³

¹ Institute for Tropical Biology and Conservation, Universiti Malaysia Sabah, Jalan UMS, 88400 Kota Kinabalu, Sabah, Malaysia

² Forest Research Institute Malaysia, Kepong, Selangor, 52109, Malaysia

³ Herbarium, Royal Botanic Gardens, Kew, Richmond, Surrey, TW9 3AE, UK

Corresponding author: Avelinah Julius (plagiovel80@gmail.com; avelinah.julius@ums.edu.my)

Abstract

Recent fieldwork in Terengganu, Peninsular Malaysia, resulted in the collection of an endemic new species of *Ardisia*, described here as *Ardisia recurvipetala* Julius, Siti-Munirah & Utteridge. The species is a member of subgenus (§) *Crispardisia* on account of its vascularised glands (bacterial nodules) on the leaf margin and the terminal inflorescence on a specialised lateral branch subtended by a normal leaf (rather than a reduced bract-like leaf). *Ardisia recurvipetala* is unique amongst all members of §*Crispardisia* by having leaf margins with both vascularised glands and pustule-like structures and can be further distinguished from other Peninsular Malaysian members of this subgenus by the lamina raised between the leaf venation giving a somewhat bullate appearance, unbranched inflorescences, brownish-red pedicels and recurved corolla lobes, each with a creamy-white apex and a small pink patch at the base. *Ardisia recurvipetala* is known only from a single location in Terengganu and its conservation status is assessed as Data Deficient (DD).

Key words: Ericales, Malesia, Myrsinaceae, subgenus *Crispardisia*, Taman Negeri Kenyir, taxonomy



Academic editor: Pieter Pelsers

Received: 17 March 2023

Accepted: 31 July 2023

Published: 13 September 2023

Citation: Julius A, Siti-Munirah MY, Utteridge TMA (2023) *Ardisia recurvipetala* (Primulaceae-Myrsinoideae), a new species from northern Peninsular Malaysia. *PhytoKeys* 232: 89–98. <https://doi.org/10.3897/phytokeys.232.103649>

Copyright: © Avelinah Julius et al.

This is an open access article distributed under terms of the Creative Commons Attribution License (Attribution 4.0 International – CC BY 4.0).

Introduction

Botanists at the Forest Research Institute Malaysia (FRIM) are working to produce a more complete and up-to-date Flora for Malaysia, especially by undertaking family revisions for the Flora of Peninsular Malaysia (FPM). To achieve this goal, an ongoing fieldwork programme is being conducted throughout Peninsular Malaysia, especially in areas that are under-explored or have never been botanised, including those that are ecologically significant. This effort has resulted in the discovery of several new species and records for Peninsular Malaysia. For example, four new *Ardisia* Sw. (Primulaceae) species have been discovered since the FPM project launched in 2005 (e.g. Julius and Utteridge (2012, 2021, 2022); Julius et al. (2017)), as well as a new species of *Maesa* Forssk. (Primulaceae; Utteridge (2012)). Other findings include the discovery of the Himalayan genus *Gardneria* Wall. in Pahang and the Neotropical naturalised species *Spigelia anthelmia* L. (both Loganiaceae) in Selangor (Julius et al. 2013).

Many other new species have also been described from various other plant families, including Aristolochiaceae (Yao 2012), Balsaminaceae (Kiew 2016), Capparaceae (Julius 2022), Gesneriaceae (Kiew and Lim 2019; Syahida-Emiza et al. 2020), Orchidaceae (Ong et al. 2020; Ong 2021), Thismiaceae (Siti-Munirah 2021; Siti-Munirah and Dome 2019, 2022; Siti-Munirah et al. 2021) and Zingiberaceae (Sam et al. 2009, 2012; Sam and Ibrahim 2018). This highlights the rich biodiversity of Peninsular Malaysia and opportunities for more discoveries (Middleton et al. 2019).

During a recent botanical survey led by the second author in Taman Negeri Kenyir (Kenyir State Park), Terengganu State, a flowering *Ardisia* plant was documented and collected. The presence of vascularised glands (bacterial nodules) at the incision between the crenatures of the leaf margin and the terminal inflorescence on a specialised lateral branch subtended by a normal leaf (rather than a reduced bract-like leaf) place the taxon within §*Crispardisia*, a well-defined monophyletic group of about 100 species, with a centre of diversity in Asia (Julius et al. 2021; Yang and Hu 2022). After consulting the relevant literature (Larsen and Hu 1991; Hu and Vidal 2004) and specimens of other species in §*Crispardisia*, we confirmed that this is an undescribed species and it is here formally described and illustrated as new to science. It is the only species in §*Crispardisia* that has leaf margins with both vascularised glands and pustule-like structures.

Material and method

Morphological description of the new species was based on both fresh and pressed materials; specimens of *Ardisia* have been studied from BKF, BM, K, KEP, L, SAN and SAR. Specimens of related species from SE Asia, especially *A. crispa* (Thunb.) A.DC and species recorded for Peninsular Malaysia, i.e. *A. crenata* Sims, *A. lankawiensis* King & Gamble, *A. minor* King & Gamble, *A. polysticta* Miq, *A. recurvipetala* Julius & Utteridge, *A. ridleyi* King & Gamble, *A. rosea* King & Gamble, *A. sphenobasis* Scheff. and *A. villosa* Roxb. were studied in detail at K and KEP. In addition, specimen images available from JSTOR Global Plants (<http://plants.jstor.org/>), the Kew Herbarium Catalogue (<http://apps.kew.org/herbcat/gotoHomePage.do>) and Plants of the World Online (POWO 2023: <http://www.plantsoftheworldonline.org/>) were examined. Relevant taxonomic literature (e.g. Stone (1982, 1992); Larsen and Hu (1991); Chen and Pipoly (1996); Hu (2002); Hu and Vidal (2004)) was also consulted. The conservation status of the new species was assessed following IUCN Standards and Petitions Committee (2022), including guidelines and procedures developed by FRIM for the Malaysia Plant Red List (Chua and Saw 2006).

Taxonomy

***Ardisia recurvipetala* Julius, Siti-Munirah & Utteridge, sp. nov. (§*Crispardisia*)**
urn:lsid:ipni.org:names:77326762-1

Figs 1–3

Diagnosis. *Ardisia recurvipetala* is the only *Ardisia* species with the following combination of characters: leaf margins with both vascularised glands and pustule-like structures, lamina raised between the venation giving a somewhat

bullate appearance, inflorescences on the main shoot and specialised lateral branches, white flowers with recurved petals with a pink patch at the base of the corolla lobes.

Type. MALAYSIA. Peninsular Malaysia: Terengganu, Hulu Terengganu Distr., Taman Negeri Kenyir, 5°01'00.5"N, 102°32'29.9"E, 201 m elev., 15 June 2022 (fl. & fr.), *Siti Munirah FRI 98670* (holotype KEP!; isotype BORH!).

Woody shrub ca. 1 m tall. **Branches** 5–12.5 cm long. **Indumentum** absent except for short, white or brown, simple eglandular and glandular hairs on reproductive parts. **Leaves** spirally arranged; petioles (0.5–)1–1.5 cm long, winged by the decurrent leaf base, glabrous; lamina chartaceous, with sparse black gland dots throughout abaxially, raised between the venation; usually broadly elliptic, occasionally oblanceolate, (12.5–)17.5–20.5 × 4.5–7.5 cm (excluding reduced leaves subtending inflorescences on specialised lateral branches); young leaves light green, mature leaves dark green above, pale green beneath; base cuneate; margin crenate with vascularised glands (bacterial nodules) at the incision between crenatures and with pustule-like structures along the crenations from projecting venation; apex acute to obtuse; glabrous on both surfaces; mid-rib flat above, raised below; lateral veins 9–14 pairs, irregularly spaced, joining at the marginal vein, distinct on the adaxial surface, prominent on abaxial side; intersecondary veins sometimes present; intercostal veins obscure. **Inflorescences** subsessile, terminal on main shoot and on relatively short specialised lateral branches with 1–2(–3) subtending leaves, condensed racemose, ca. 2 × 3 cm, unbranched, 10–18-flowered. **Flowers** 5-merous; pedicels brownish-red, 1–1.5 cm long, slender, densely glandular hairy with globular tips, covered with dense, brown gland dots; sepals yellowish-green, pale pink at base, not overlapping, covered with dense brown gland dots, triangular-ovate, 1.5–2 × 1–1.5 mm, sparsely glandular hairy abaxially, glabrous adaxially, margin ciliate with laxly spaced, simple, pale brown hairs, apex obtuse; corolla tube ca. 0.5 mm long, lobes 5, white except the creamy-white apex and pinkish base, covered with dense, brown gland dots, lanceolate, 6–7 × 3–4 mm, glabrous on both surfaces, apex acute, strongly recurved at anthesis; stamens 5, yellowish, subsessile, anthers narrowly lanceolate-mucronate, 5–6 × 1.5 mm, glabrous throughout, gland dotted abaxially, thecae not locellate, dehiscent by longitudinal slits; ovary subglobose, ca. 2 × 1.5 mm, glabrous, ovules ca. 9 arranged in 1-series, style and stigma slender, ca. 5.3 mm long, glabrous. **Young fruits** globose, with dense gland dots, 4–6 × 4–6 mm, green, glabrous; pedicels becoming thickened and obconically flared, 1.8–2 cm long. Mature fruits not observed.

Distribution. Endemic to Peninsular Malaysia, Terengganu (Taman Negeri Kenyir); currently known only from the type locality (Fig. 4).

Ecology. Growing in a lowland dipterocarp forest at 201 m elev. in a shaded area not far from a small stream.

Etymology. The species epithet is derived from its recurved corolla lobes.

Conservation status. Data Deficient (DD). *Ardisia recurvipetala* is known from fewer than five individuals in flower and fruit collected from intact forest patches within the Taman Negeri Kenyir. The sites where the taxon was found were previously part of the Tembat Forest Reserve before it was gazetted into Taman Negeri Kenyir in 2018. Further surveys are needed to understand the threats at the type locality and if the species is distributed outside the current area and,




Figure 1. *Ardisia recurvipetala* **A** habitat (inset: **Ai** habit **Aii** inflorescence position on lateral shoot and main stem) **B** lateral branch with flowers and young fruits **C, D** flowers.

until these data are obtained, the species is assessed as Data Deficient (DD) (Chua and Saw 2006; IUCN Standards and Petitions Committee 2022).

Notes. Peninsular Malaysian members of §*Crispardisia* can be placed into two informal groups, based on inflorescence position (Stone 1989; Julius and Utteridge 2021). The first group has inflorescences strictly terminal on specialised lateral leafy branches, while the second group has inflorescences lateral (axillary) and/or terminal on the main stem and/or lateral branches. *Ardisia recurvipetala* falls into the second group, in which the majority of species in §*Crispardisia* belong, including six species from Peninsular Malaysia. Other than characters mentioned in the diagnosis, the new species can be easily recognised by its unbranched and sessile inflorescences terminal on the main shoot and on relatively short specialised lateral branches with 1 to 2(–3) subtending leaves, tiny sepals (1.5–2 × 1–1.5 mm) that are yellowish-green and pinkish at base and corolla lobes that are strongly recurved at anthesis (Figs 1B, 3Bii).

Unlike other members of §*Crispardisia*, the leaf margins of the new species have both vascularised glands at the incisions between the crenatures and pustule-like structures along the crenations (Fig. 2); these result from the venation projecting from the leaf margin and should not be mistaken for bacterial nodules. This combination of vascularised glands and pustule-like structures is not observed in other Peninsular Malaysian members of §*Crispardisia*.




Figure 2. Leaf margin showing vascularised glands (yellow arrow) on the incision between crenation and the pustule-like structures (red arrow) along the crenation.

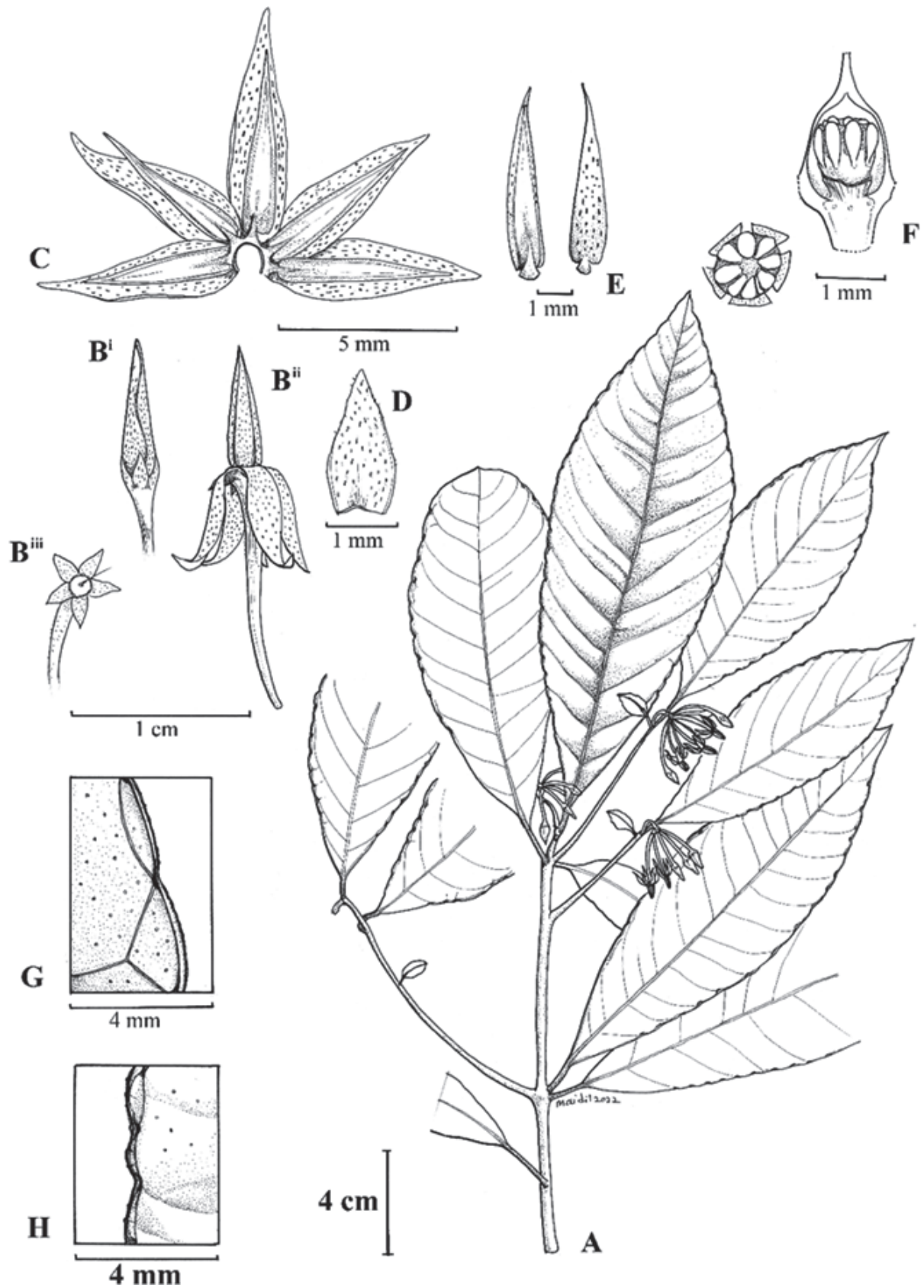


Figure 3. *Ardisia recurvipetala* **A** flowering branches **B** flower bud (i), mature flower (ii) and flower with corolla removed (iii) **C** flower (spread) showing the stamen arrangement **D** adaxial view of sepal **E** ventral (left) and dorsal surfaces (right) of anther **F** anterior (left) and lateral views (right) of ovary **G** leaf margin with venation details and bacterial nodule **H** pus-tule-like structure on leaf margin crenation. Illustration by Mohd Aidil Nordin.

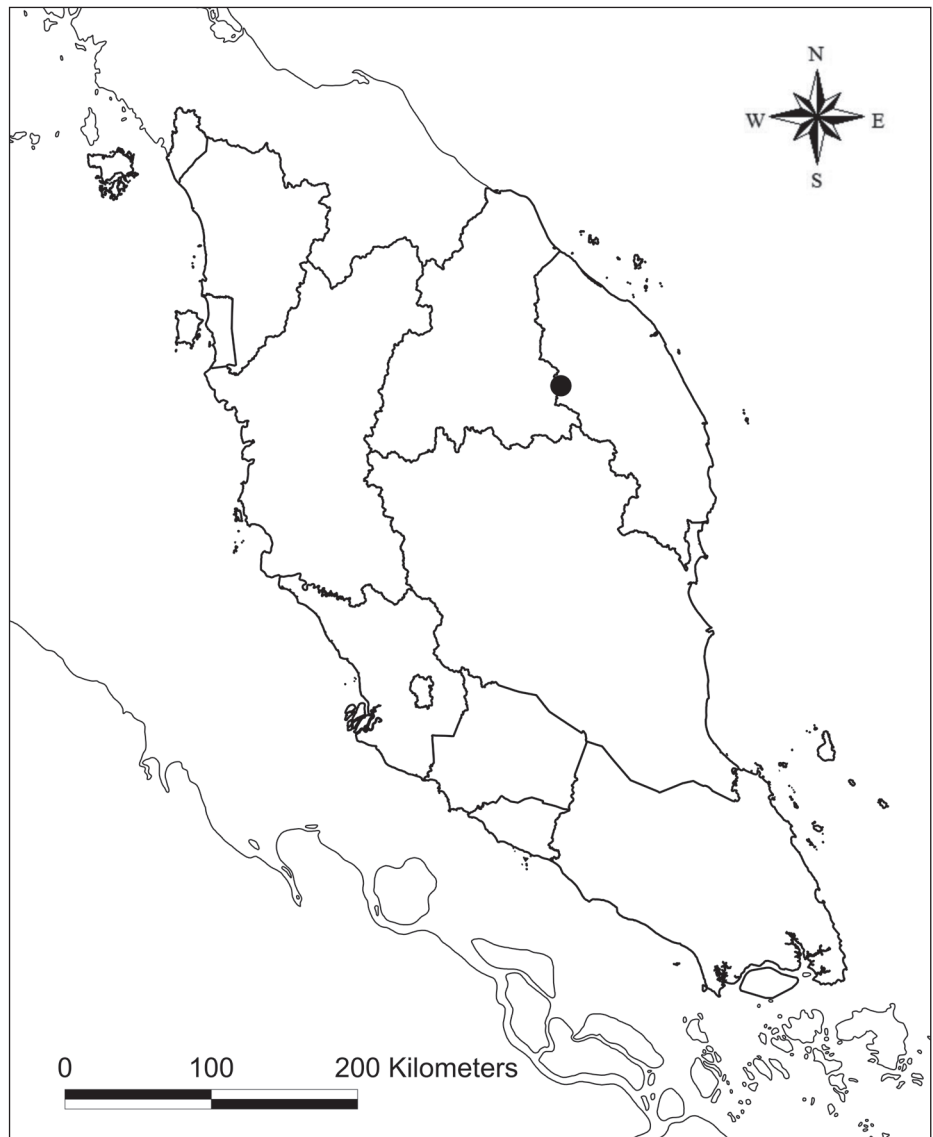


Figure 4. Map showing the type locality of *Ardisia recurvipetala* in Peninsular Malaysia.

The new species is similar to *Ardisia sphenobasis* in having 17.5–23 cm long leaves (excluding reduced leaves subtending inflorescences on specialised lateral branches), but it has inflorescences that are terminal on the main shoot and specialised lateral branches (vs. strictly lateral on main stem). The whitish corollas of the new species are somewhat similar to those of *A. villosa* and *A. crenata*. However, *A. recurvipetala* (Fig. 3) differs in its largely glabrous flowers, except for short, simple eglandular and glandular hairs on the pedicels and calyx (vs. hairy throughout with long, villous hairs in *A. villosa*). Compared to *A. crenata*, a widespread species with a whitish to pinkish corolla, branched and unbranched inflorescences and a flat and coriaceous lamina, the new species has corolla lobes with a creamy-white apex and a pink patch at the base, strictly unbranched inflorescences and chartaceous leaves with the lamina raised between the venation.

This latest addition brings the number of *§Crispardisia* species native to Peninsular Malaysia to ten. Of these, four species, including the new one, are endemic to Peninsular Malaysia: *A. lankawiensis* King & Gamble, *A. minor* King & Gamble, *A. recurvipetala* and *A. recurvisepala* Julius & Utteridge.

We consider species of *Ardisia* as important indicators of tropical and subtropical forest quality. Whilst some species are found in a range of habitats (e.g. *A. elliptica* Thunb.), many species have restricted distributions and habitat requirements, including several species of *Crispardisia*. For example, in Peninsular Malaysia, *A. lankawiensis* is restricted to limestone habitats on Langkawi Islands and, in Thailand, *A. pilosa* H.R.Fletcher is restricted to the subtropical forests found on only Phu Kradeung mountain in north-east Thailand. That this new taxon is currently only found in unlogged areas within the Taman Negeri Kenyir suggests that *A. recurvipetala* is a useful indicator of primary forest within the forest reserve boundary. The discovery and description of new species is important. It contributes to naming and documenting our local biodiversity as part of a revision of the Primulaceae for the FPM, provides a better understanding of botanical distribution patterns and results in information about forest quality in Peninsular Malaysia.

Acknowledgements

This research was carried out as part of the revision of Primulaceae for the Flora of Peninsular Malaysia Project at the Forest Research Institute Malaysia (FRIM) and Institute for Tropical Biology and Conservation, Universiti Malaysia Sabah. We would like to thank Jabatan Perhutanan Negeri Terengganu and Majlis Pengurusan Taman Negeri for permission to collect plants, Wendy Yong Yze Yee for preparing the map and valuable assistance with the conservation assessment, Mohd Aidil Noordin for the botanical illustration and the Kepong Botanical Garden teams and Dome Nikong for field assistance.

Additional information

Conflict of interest

The authors have declared that no competing interests exist.

Ethical statement

No ethical statement was reported.

Funding

Financial support for the Flora of Malaysia projects, including the fieldwork undertaken for this paper, was partly provided by the Ministry of Energy and Natural Resources (KeTSA) of Malaysia under the 12th Malaysian Plans (SPP11 No: P23085100018003) and by the Nagao Natural Environmental Foundation (NEF).

Author contributions

AJ & TMAU: paper writing, plant identification & examination. AJ & MYSM: conservation assessment. MYSM: Fieldwork.

Author ORCIDs

Avelinah Julius  <https://orcid.org/0000-0003-1991-1915>

Siti-Munirah Mat Yunoh  <https://orcid.org/0000-0002-5062-9988>

Timothy M. A. Utteridge  <https://orcid.org/0000-0003-2823-0337>

Data availability

All of the data that support the findings of this study are available in the main text.

References

- Chen J, Pipoly JJ III (1996) Myrsinaceae. In: Wu ZY, Raven PH (Eds) Flora of China 15. Science Press, Beijing, and Missouri Botanical Garden Press, St Louis, 38 pp.
- Chua LSL, Saw LG (2006) Malaysia Plant Red List: Guide for Contributors. Forest Research Institute Malaysia, 28 pp.
- Hu CM (2002) New species of *Ardisia* (Myrsinaceae) from Malesia. *Blumea* 47: 493–512.
- Hu CM, Vidal JE (2004) Myrsinaceae. In: Morat Ph (Ed.) Flore du Cambodge du Laos et de Viêt Nam 32. Muséum National d'Histoire Naturelle, Paris, 288 pp.
- IUCN Standards and Petitions Committee (2022) Guidelines for Using the IUCN Red List- Categories and Criteria. Version 15. Prepared by the Standards and Petitions Committee. [Accessed 22 February 2023]
- Julius A (2022) *Capparis* (Capparaceae) in Peninsular Malaysia, including a new species and two new varieties. *PhytoKeys* 189: 99–127. <https://doi.org/10.3897/phytokeys.189.49367>
- Julius A, Utteridge TMA (2012) Revision of *Ardisia* subgenus *Bladhia* in Peninsular Malaysia; studies in Malaysian Myrsinaceae I. *Kew Bulletin* 67(3): 379–388. <https://doi.org/10.1007/s12225-012-9374-4>
- Julius A, Utteridge TMA (2021) *Ardisia recurvisepala* (Primulaceae-Myrsinoideae), a new species from Peninsular Malaysia. *Phytotaxa* 480(1): 79–84. <https://doi.org/10.11646/phytotaxa.480.1.7>
- Julius A, Utteridge TMA (2022) *Ardisia whitmorei* (Primulaceae-Myrsinoideae), a new species from Peninsular Malaysia. *PhytoKeys* 204: 35–41. <https://doi.org/10.3897/phytokeys.204.86647>
- Julius A, Kamin I, Kiew R, Utteridge TMA (2013) *Gardneria* and *Spigelia* (Loganiaceae), two genera new to the Flora of Peninsular Malaysia. *Phytotaxa* 129(1): 39–46. <https://doi.org/10.11646/phytotaxa.129.1.3>
- Julius A, Kajita T, Utteridge TMA (2017) *Ardisia gasingoides* (Primulaceae-Myrsinoideae), a new species from southern Peninsular Malaysia. *Phytotaxa* 291(4): 281–286. <https://doi.org/10.11646/phytotaxa.291.4.5>
- Julius A, Gutiérrez Ortega JS, Sabran S, Tagane S, Naiki A, Darnaedi D, Aung MM, Dang VS, Ngoc VN, Binh TH, Watano Y, Utteridge TMA, Kajita T (2021) Phylogenetic study of tropical Asian *Ardisia* and relatives shows non-monophyly of generic and subgeneric classifications. *Journal of Japanese Botany* 96(3): 149–165.
- Kiew R (2016) *Impatiens* (Balsaminaceae) species from karst limestone in Kelantan, Malaysia, including three new species. *Gardens' Bulletin (Singapore)* 68(2): 225–238. <https://doi.org/10.3850/S2382581216000181>
- Kiew R, Lim CL (2019) *Codonoboea* (Gesneriaceae) in Terengganu, Peninsular Malaysia, including three new species. *PhytoKeys* 131: 1–26. <https://doi.org/10.3897/phytokeys.131.35944>
- Larsen K, Hu CM (1991) New taxa of Myrsinaceae from Thailand. *Nordic Journal of Botany* 11(1): 61–78. <https://doi.org/10.1111/j.1756-1051.1991.tb01795.x>
- Middleton DJ, Armstrong K, Baba Y, Balslev H, Chayamarit K, Chung RCK, Conn BJ, Fernando ES, Fujikawa K, Kiew R, Luu HT, Aung MM, Newman MF, Tagane S, Tanaka N, Thomas DC, Tran TB, Utteridge TMA, van Welzen PC, Widyatmoko D, Yahara T, Wong

- KM (2019) Progress on Southeast Asia's Flora projects. Gardens' Bulletin Singapore 71(2): 267–319. [https://doi.org/10.26492/gbs71\(2\).2019-02](https://doi.org/10.26492/gbs71(2).2019-02)
- Ong PT (2021) *Dendrobium hocklengii* (sect. *Pedilonum*), a new orchid species from Peninsular Malaysia. Malaysian Orchid Journal 25: 73–78.
- Ong PT, Kiew R, Rafidah AR, Imin K (2020) *Didymoplexis micradenia*, a new orchid record for Peninsular Malaysia and a critically endangered species from the cement quarry on Gunung Kanthan, Perak. Malayan Orchid Journal 24: 39–44.
- POWO (2023) Plants of the World Online. Facilitated by the Royal Botanic Gardens, Kew. <http://www.plantsoftheworldonline.org/>
- Sam YY, Ibrahim H (2018) *Scaphochlamys disticha* (Zingiberaceae), a new species with distichous inflorescence from Peninsular Malaysia. PhytoKeys 99: 85–92. <https://doi.org/10.3897/phytokeys.99.22287>
- Sam YY, Julius A, Chew MY (2009) *Haniffia flavescens* (Zingiberaceae): A new species from Peninsular Malaysia. Botanical Studies (Taipei, Taiwan) 50: 359–364.
- Sam YY, Julius A, Ummul-Nazrah AR (2012) Two new taxa of *Globba* (Zingiberaceae) from Terengganu, Peninsular Malaysia. Malayan Nature Journal 64(2): 75–86.
- Siti-Munirah MY (2021) *Chroesthes* (Acanthaceae) in Peninsular Malaysia, including a new species from Kelantan and a new record from Terengganu. PhytoKeys 174: 127–146. <https://doi.org/10.3897/phytokeys.174.62023>
- Siti-Munirah MY, Dome N (2019) *Thismia domei* and *T. terengganuensis* (Thismiaceae), two new species, and *T. javanica*, a new record from Terengganu, Peninsular Malaysia. PhytoKeys 124: 123–137. <https://doi.org/10.3897/phytokeys.124.34728>
- Siti-Munirah MY, Dome N (2022) *Thismia latiffiana* (Thismiaceae), an unusual new species from Terengganu, Peninsular Malaysia. PhytoKeys 188: 105–114. <https://doi.org/10.3897/phytokeys.188.77061>
- Siti-Munirah MY, Dome N, Thorogood CJ (2021) *Thismia sitimeriamiae* (Thismiaceae), an extraordinary new species from Terengganu, Peninsular Malaysia. PhytoKeys 179: 75–89. <https://doi.org/10.3897/phytokeys.179.68300>
- Stone BC (1982) New and noteworthy Malaysian Myrsinaceae, I. Malaysian Forester 45: 101–121.
- Stone BC (1989) New and noteworthy Malaysian Myrsinaceae, III. On the genus *Ardisia* Sw. in Borneo. Proceedings. Academy of Natural Sciences of Philadelphia 141: 263–306.
- Stone BC (1992) A revision of the genus *Tetrardisia* Mez (Myrsinaceae). Malayan Nature Journal 46: 1–11.
- Syahida-Emiza S, Sam YY, Siti-Munirah MY (2020) Two new species of *Codonoboea* (Gesneriaceae) from Kenaboi State Park, Peninsular Malaysia. PhytoKeys 165: 51–62. <https://doi.org/10.3897/phytokeys.165.56955>
- Utteridge TMA (2012) Four new species of *Maesa* Forssk. (Primulaceae) from Malaysia. Kew Bulletin 67(3): 367–378. <https://doi.org/10.1007/s12225-012-9383-3>
- Yang C-J, Hu J-M (2022) Molecular phylogeny of Asian *Ardisia* (Myrsinoideae, Primulaceae) and their leaf-nodulated endosymbionts, *Burkholderia* s.l. (Burkholderiaceae). PLoS One 17(1): e0261188. <https://doi.org/10.1371/journal.pone.0261188>
- Yao TL (2012) *Aristolochia vallisicola* (Aristolochiaceae), a new species from Peninsular Malaysia. PhytoKeys 14(0): 15–22. <https://doi.org/10.3897/phytokeys.14.3354>