



Nature-inspired nano-additives for Biofuel application – A Review

P. Vignesh^a, V Jayaseelan^b, P. Pugazhendiran^c, M. Sathya Prakash^d, K. Sudhakar^{e,f,g,*}

^a Department of Mechanical Engineering, Indira Institute of Engineering and Technology, Tiruvallur, 631203, India.

^b Department of Mechanical Engineering, Prathyusha Engineering College, Chennai, 602025, India

^c Department of Electrical & Electronics Engineering, IFET College of Engineering, Villupuram, 605108, India

^d Department of Mechanical Engineering, Prathyusha Engineering College, Chennai, 602025, India

^e Faculty of Mechanical and Automotive Engineering Technology, Universiti Malaysia Pahang, 26600, Malaysia

^f Centre of Excellence for Advancement Research Fluid Flow (CARIFF), Universiti Malaysia Pahang, 26300, Kuantan, Pahang, Malaysia.

^g Automotive Engineering Center, Universiti Malaysia Pahang, 26600, Malaysia

ARTICLE INFO

Keywords:

Nanotechnology

Nanoparticles

Biofuel

Performance

Combustion

Emission

ABSTRACT

The increasing demand and cost of conventional fuels have forced humanity to consider various alternative fuels. Low yield and massive cost are significant limitations in biofuel production. Nanotechnology has emerged as a prominent research area in the scientific community with a wide range of applications, including biofuels. This review discusses the specific approaches and methods to synthesize nanoparticles from natural materials. In addition, it summarizes the use of nanocatalyst, nano-additives and microbial enzymes to enhance biofuel properties and production processes. This review also highlights the effect of plant-based nanoparticles on diesel engines' combustion performance and emissions.

1. Introduction

The current crisis in the world's oil supply, production costs, and energy consumption in developing nations [1]. Climate change has become more pronounced due to environmental problems, including GHG (Greenhouse Gas) emissions, mainly CO₂ from the large-scale burning of fossil fuels [2]. The transportation sector will account for about 75 percent of the projected oil market by 2050, with an estimated 145 thousand gallons per day [3]. Many researchers have been looking into various techniques to shift from coal and crude oil-based fuel to renewable biofuel. There is also an urgent need for the scientific community to address energy and environmental problems through novel approaches. The various sustainable energy solutions include solar, wind, biomass, and geothermal plants. Additionally, efforts have been made to produce liquid or gaseous fuels or steam from waste biomass. However, technological and economic constraints continue to restrict the use of biomass for biofuels [4]. Innovative sustainable technologies are crucial for the rapid transition to a carbon-free economy [5].

Nanotechnology is an engineering science branch used to test emerging technical alternatives. The science of growth, synthesis and characterization of nanoparticles and their applications can be described simply as nanotechnology. Since adopting the term "nanotechnology," which focuses on the identification, preparation, and characterization of nanoparticles, many publications have been developed. It allows

chemists, physicists, biotechnologists, and engineers to work at the cellular and molecular levels. It has tremendous potential for improving human life [6].

Nanotechnology has become a relevant topic of research in recent years. It has evolved substantially, offering various opportunities for industrial application. Nanotechnologies are increasingly used in telecommunications, chemical processing, cosmetics, fuel, paints, bioremediation, catalysts, pharmaceuticals, and life sciences. Nanoparticles have sophisticated scientific properties which can be applied for efficient bioenergy production [7]. Figure 1 describes the bibliographic mapping of Biofuel production with Nano-technology. Nanotechnology has many applications in biofuels, such as feedstock modification, catalytic production, and esterification reaction. Nanotechnology can provide an effective solution for biofuel by changing the characteristics of feedstocks. The application of nanotechnology to biofuel processing offers exciting solutions to some of the problems in this area.

2. Nanoparticle: Synthesis, preparation and characterization

This section studies nanoparticles and their shapes, properties, and synthesis methods. Figure 2 illustrates the various nanoparticle preparation methods [8]. Table 1 examines the most commonly used nanoparticles, their preparation process, and their characterizations. Nanoparticles, including carbon nanoparticles, magnetic materials,

* Corresponding Author.

scattering over the suspended particles makes it possible to determine the size of the particles. The calculation is based on observing light-dispersed fluctuation intensities with the particles during laser beam irradiation [23].

X-ray techniques enable absorption, fluorescence, spectroscopy, energy distribution, and diffraction. These techniques commonly provide data on surface and substrate structures, crystallographic structure, bonding status, or elementary composition [24]. Energy Dispersive X-Ray Spectroscopy and Photoelectron Spectroscopy are usually combined for simple measurement and quantitative research with either electron microscopy scanning or transmission microscopy [51]. The absorption of X-rays is used to identify untreated electronic states, chemical composition, and bonding conditions in nanoparticles. The relationship between the characteristics of a-synthesized nanoparticles and the standard provides data based on their structure and properties [25].

Reciprocal oscillations of their electrons use spectroscopic techniques in reaction to electromagnetic waves in Plasmon-resonance nanoparticles. UV-visible is used to define the characteristics of metal nanoparticles in terms of size, shape, and surface properties, particularly in the form of functional nanoparticles [26]. This needs to come from plasma nanoparticles, which absorb visible radiation from the near-infrared region depending on their shape and scale. This character can be correlated with the mutual oscillation of nanoparticles' surface

electrons known as the surface plasmon resonance. Due to the characteristic surface plasmon resonance of nanoparticles, the dispersed nanoparticles in suspension have more points that could be used to obtain helpful information on the distribution of shapes and sizes of nanoparticles [27].

Nanoparticle tracking technology is one of the most common methods in particulate matter sizes below ~15–1250 nm, with a lower detection limit varying from the nanoparticle's refractive index. It uses a susceptible computer-loaded image camera to record light from each nanoparticle and monitors the Brownian movement of single nanoparticles to create separate proportional measurements [28]. Hyper-spectral imagery is a further approach, which focuses on dispersing visible and infrared incident light through a vast dark field. Provides the strength of a single nanoparticle (size < 08 nm) based on the NP form, with distribution patterns and spectral composition [29].

Quantifying nanoparticles is another significant step toward understanding nanoparticles' origin, behavior, and presence under different conditions. Various sensitive analytical methods were used to identify and classify nanoparticles, as described in the sections below [30].

Inductively coupled plasma mass spectrometry is usually used during nanoparticle synthesis as it helps to measure the concentration of the total colloidal solution product. Nanoparticle characterization of the shape has now been further extended. Previously, plasma mass spectrometry coupled inductively was used to determine the distribution of

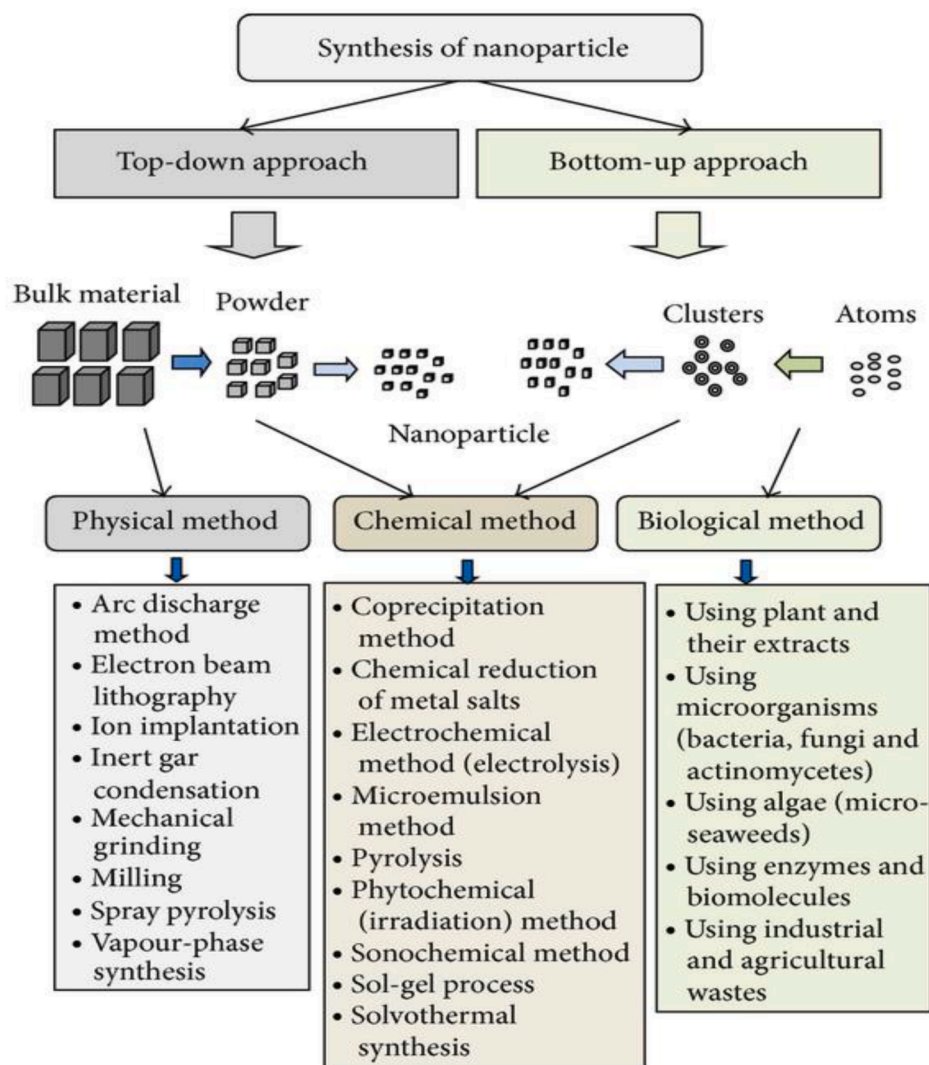


Figure 2. Nanoparticles preparation methods[14]

nanoparticles [31]. Thus, the plasma detection of various ion clouds caused by atomized nanoparticles induces a signal of resistance to the particle size detector. Inductively coupled plasma mass spectrometry is among the analytical methods used to measure nanoparticle concentration, volume, and size distribution [32]. It calculates the intensity signals generated by the ionization of the individual particle instead of the continuous ion flow to the plasma. Inductively coupled plasma optical emission spectroscopy was also used to study nanoparticles.

2.3. Nanotechnology in Biofuel Production

Biofuels are classified as first, second, third, and fourth generations on the basic principle of raw materials sources. The FAME converts sugar, starch, vegetable oil, and fats into bio-alcohol in first-generation biofuels [33]. First-generation biofuels are made from various feedstocks such as starch, sugar cane, animal fats, and vegetable oils. There are several questions about the use of such feedstocks. Second-generation biofuels have a harmful carbon content mainly dependent on lignocellulose biomass. Thus, the idea of second-generation biofuels is making headway in the global biofuel development scenario using non-food feedstocks. Although 2nd generations of biofuels have some advantages, such as waste material, there are also disadvantages, such as high production and maintenance costs and technical problems. In the 3rd and 4th generations, algae are used to convert lipids into biofuel. In the 3rd generation, algae are used explicitly for biofuel processing, whereas metabolic algae from oxygen photosynthetic micro-organisms produce carbon reservoirs in the 4th generation. Biofuel is made using a catalyst (chemical, magnetic, enzymatic) and the influence of several process parameters such as pH, temperature, and pressure plays a key role [34]. They are also classified as biofuel, which is chemically and biologically synthesized [35]. Hence, taking these facts into account, researchers developed appropriate bi-functional catalyst to increase the biofuels yield and solve the problems of mass production [36]. Because of this, the application of nanotechnology should overcome the difficulties mentioned above by providing an opportunity to change the characteristics of feedstock materials from biofuel. Nanoparticles have strategic applications in biofuel production due to their exceptional physiochemical properties. Several Nanoparticles have been used to produce biofuels, including titanium dioxide, ferrosulfuric oxide, tin oxide, zinc oxide, and carbon with unique properties [37]. Furthermore, magnetic nanoparticles are widely used in biofuel processing due to their high surface volume fraction, quantum properties, and small-scale immobilizing properties. In addition, the most important properties of such nanoparticles must be easily retrieved by applying an appropriate magnetic field to the reaction mix [38].

3. Plant-based Nanoparticle

Metallic nanoparticles such as silver and their various components have become the main ingredient of daily use [39]. Since these Nanoparticles, which have a diameter of 100 nanometers, now play a

Table 1
Popular nanoparticles and their properties

Nanoparticles	Process	Procedure	Characteristics	Reference
AgNO ₃ (Silver Nitrate)	Biosynthesis of chitosan as a stabilizing and reducing agent	Fourier Transform Infrared Spectroscopy (FTIR)	The maximum processing time for AgNO ₃ at 100°C was 14h to produce 3–15 nm nanoparticles.	[17]
ZnCl ₂ (Zinc Chloride)	Biosynthesis with Arbořitritis Nyctanth extract	Transmission electron microscopy (TEM)	The size of the nanoparticles was 10–30 nm	[18]
ZnC ₂ H ₃ O ₄ (Zinc Acetate)	Hydrothermal processes	X-ray crystallography (XRD)	Polycrystalline films with a hexagonal crystal structure 12 nm in size	[21]
ZnO powder (Zinc Oxide)	Chemical vapour deposition (CVD)	X-ray photoelectron spectroscopy (XPS)	Nanoparticles (nano-wires) of 3 nm in diameter and 45 nm in length	[25]
Mg(NO ₃) ₂ (Magnesium Nitrate)	spraying a solution on a heated surface (Spraying pyrolysis)	Ultraviolet–visible spectroscopy (UV–Vis or UV/Vis)	12 nm of crystalline size has been obtained	[26]

Table 2
Different Plant-based metallic nanoparticles

S. No	Plant	Plant part	Nano-particles	Size (nm)	Ref
1.	Euphorbia prostrata	Stem	Silver nano-particles	67-88	[91]
2.	Citrus sinensis	Stem	Silver nano-particles	122-124	[92]
3.	Cinnamon zeylanicum	Leaves	Silver nano-particles	18-22	[92]
4.	Euphorbia prostrata	Fruits	Gold nano-particles	12-16	[93]
5.	Dillenia indica	Leaves	Gold nano-particles	8-24	[93]
6.	Aloe vera	Leaves	Silver nano-particles	90-150	[94]
7.	Caria papaya	Fruits	Gold nano-particles	20-50	[95]
8.	Cinnamon zeylanicum	Seeds	Zinc oxide nano-particles	15-24	[95]
9.	Acalypha indica	Stem	Silver nano-particles	11-24	[95]
10.	Cinnamon zeylanicum	Seeds	Gold nano-particles	40-50	[96]

significant role in our daily lives, there are also issues about the potentially harmful effects on humans and the climate. Nevertheless, these statistics generally neglect that nature is a qualified nanotechnologist, with numerous natural patterns existing in nature. Nanoparticles originate from natural sources, such as geological rocks, volcanoes, and human beings. Life ultimately changes the path to a microscopic cell and metabolizes tiny molecules [40]. Natural Nanoparticles need to be distinguished because they are either created or synthesized without human intervention in the environment, as well as "bio" and "nano" chemicals [41]. In another case, 'natural' refers to 'biological', which explicitly includes biological substances, as in 'natural products'. [42].

3.1. Inorganic Nanoparticles – Natural sources (Plant-Based)

So many inorganic Nanoparticles have been discovered on Earth, produced from natural sources. And these particles are regular, much more often than not ordinary. Volcanic powder mist produces a wide variety of miniaturized poly-dispersion sizes and Nanoparticles. Such particles range in size from 50 to 250 nm and are primarily made from iron and silicate composites [43]. These particles purposely circulate in the air, and exposure to pulmonary conditions cannot be prompt until they are solid. "Carbon Nano-tube" residue has been deliberately airborne and poses significant threats to animals and humans. Under a microscope, drinking water can be filled with nanoparticles of different sizes, almost like minute solid objects of some kind [44]. These samples are not typically of good quality and cannot be easily categorized and characterized. In the meantime, however, these inorganic substances have stimulated counterparts to generate a variety of related particles that generally rely on distilled nanoparticles such as Fe₃O₄ and MnO₂. Figure 3 illustrates the method of Metallic Nanoparticles plant-based

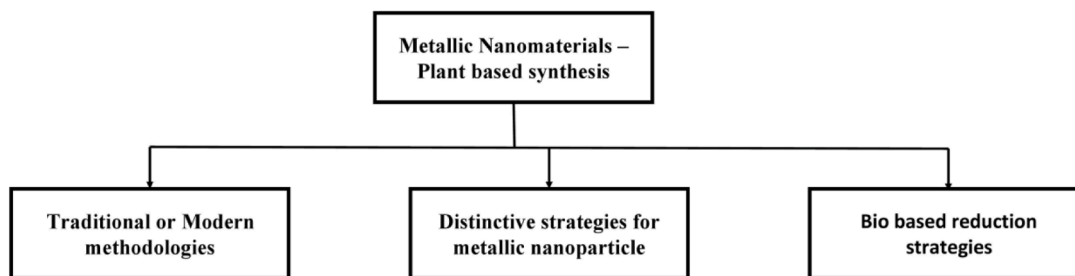


Figure 3. Metallic nanoparticles plant-based synthesis [43]

synthesis [45]. Likewise, the types of molecular stimuli are comparable in these "straightforward" physical cycles but are progressively regulated, often due to routine oxidation. One example was the oxidation of hydrogen sulfide gas found in volcanic eruptions or wells characteristic of many parts of the world. All the issues discussed need to be identified and considered the synthetic course of action [46].

3.1.1. Metallic Nanoparticles – Plant-based synthesis

3.1.1.1. Modern Methods. Metals have been seen as a symbol of strength, and some metals are still considered popular today as gold and silver. Gold was used for spiritual and psychological refinement in the eighteenth century [47]. Arabs use water made of gold-plated metal. In rural areas, the value of gold is still recognized as workers prepare their rice dishes with a gold pellet to compensate for the lack of minerals in the body. Gold is used to treat wounds and heal ulcers. In reality, silver nanoparticles, colloidal in nature, have been used as wound wrapping materials, as a tooth bond, and as a filtration system [48].

3.1.2. Silver nanoparticles Plant-based

Physical and chemical approaches were used in the long-term synthesis of silver nanoparticles. Furthermore, progress has now identified the fundamental role of biological processes [49]. Chemical and physical processes are energy-intensive and have high production costs. Synthesis of silver nanoparticles may involve the absorption of harmful chemicals on nanoparticle surfaces, which may cause toxicity problems by chemical processes such as hydrazine hydrate, ethylene glycol and di-methyl-formamide. Aqua chemicals thus cause a long-term accumulation of nano-chemical silver colloids, ensuring accommodation with the dimensional substance after shipment [50]. Plant derivatives for other biological systems, such as fungi and microorganisms, have been investigated for bio-based production of silver nanoparticles to be significantly better candidates because they do not require hazardous caps and reduced factors, heat, radiation, fungal/microbial strain, and expensive media to sustain microbial growth and nanoparticles [51]. Table 3 shows various types of plant-based silver nanoparticles. The chance of particulates or infection is often reduced during the creation and execution of areas. Several other scientists have investigated the

Table 3
Different plant-based Silver nano-particles

S. No	Plant	Plant part	Silver Nano-particles specifications	Ref
1.	Euphorbia prostrata	Stem	6-14 nm	[97]
2.	Citrus sinensis	Root	64-80 nm	[97]
3.	Cinnamom zeylanicum	Leaves	15 nm	[97]
4.	Rosa rugosa	Fruits	25-40 nm	[98]
5.	Piper betle	Leaves	35-41 nm	[98]
6.	Aloe vera	Stem	17-110 nm	[98]
7.	Parthenium hysterophorus	Fruits	24 nm	[98]
8.	Mangifera indica	Leaves	7-68 nm	[99]
9.	Acalypha indica	Leaves	14 nm	[99]
10.	Daucus carota	Root	9-25 nm	[101]

role of many herbal metabolites in developing silver nanoparticles, such as amines, flavonoids, polyphenols, terpenoids, aldehydes, ketones, arabinoses, and galactose [52].

Several methods (such as human, chemical, enzyme, and physical) to combine nanoparticles are used. Mechanical techniques include ball sorting, heat dissipation, laser smashing, radioactive shaft, and amalgamation of nanoparticles. Synthetic systems employ high-frequency radiation operators that threaten human well-being. Figure 4 shows the plant-based Nano-particles synthesis [53].

The biochemical input of silver nitrate contributes to the organization of silver nanoparticles using vegetative tools. Plants also contain other essential biomolecular, such as proteins, amino acids, enzymes, and metals. Such bimolecular can then be used for the bio-reduction process [54]. The result of this metal-like gold was, thus, the transition and removal of Au⁺ redox catalysts for Au₀ nanoparticles. Figure 4 provides the various plants-base Nano-particles synthesis, and Table 3 shows the different types of plant-based nanoparticles.

3.1.3. Gold nanoparticles – Plant-based

Nanoparticles derived from gold are used in several applications. The Au (3+) ion is decreased to the Au atom by connecting the electron to the molecule's surface, while the Au integrates and clumps to generate gold nanoparticles [55]. At the initial binding stage to the atoms, Au ions are highly likely to produce clumps of gold nanoparticles in medicine. Table 4 shows various types of plant-based gold nanoparticles. Bio-based metallic nanoparticle synthesis has some morphology and specified forms, such as hierarchies, triangles, hexagonal nano-parts, decahedrons, icosahedrons, nano-triangles, and node bands [56].

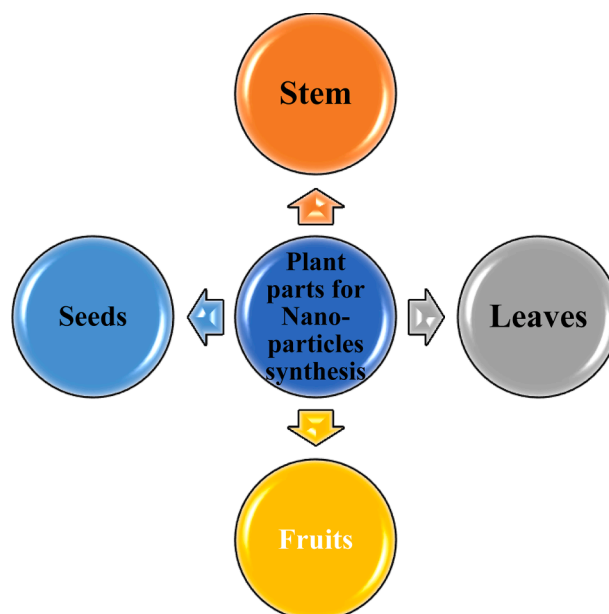


Fig 4. Plants based Nano-particles synthesis [94]

Table 4
Different Plant-based Gold nano-particles

S. No	Plant	Plant part	Gold Nano-particles specifications	Ref
1.	Punica granatum	Flower	12.75-36.84 nm	[102]
2.	Hygrophila spinosa	Root	12-18 nm	[102]
3.	Morinda citrifolia	Stem	64-78.5 nm	[102]
4.	Citrus maxima	Fruits	75 nm	[102]
5.	Coleus forskohlii	Stem	13-16 nm	[103]
6.	Argemone mexicana	Leaves	7-18 nm	[103]
7.	Abelmoschus esculentus	Fruits	6-20 nm	[103]
8.	Hibiscus sabdariffa	Leaves	6-35nm	[104]
9.	Ixora coccinea	Stem	98.5-115 nm	[104]
10.	Cassia fistula	Root	63.75-79 nm	[104]

Nanoparticles have various beneficial applications in different areas; thus, investigators are now concentrating on their forms.

3.1.4. Zinc oxide nanoparticles – Plant-based

Due to their other features, zinc oxide nanoparticles are even more fascinating, e.g., their processing is fast, easy to use, and easy to synthesize. Due to their wide use in optics, electronics, and biomedical systems, researchers are concerned with nanoparticle zinc oxides [57]. Nanoparticles made of zinc oxide have immense anti-inflammatory and injury healing properties. They have the characteristics of UV absorption and are also used in cosmetics such as sunscreen and lotions. These are now widely used in medicines such as anti-cancer, herbal products, antifungal, anti-bacterial, anti-diabetic, and livestock [58]. Table 5 shows various types of plant-based zinc oxide nanoparticles. This is often used in manufacturing rubber and cement, dentistry and arsenic, and in treating sulfur water. Nanoparticles containing zinc oxide have a lot of morphology, including nano-rods and nano-belts [59].

4. Nano-catalyst for Biofuel Production

Several articles, reviews and chapters on the use of Nanoparticles to promote the production of biofuels and the resulting fuel quality have been published. These studies can be examined from four perspectives: working conditions for feedstocks, sustainability prospects and production opportunities. Indeed, there are substantial feedstock-related costs associated with the production of biofuel. In recent years, there has been more concentration on exploring various aspects of nanocatalysts for different applications.

Nanocatalysts are a sustainable and environmentally sustainable biofuel production method that offers enhanced catalytic conversion, increased selectivity, economic processes, milder working conditions, and long-lasting catalysts [60]. Thus, it is essential to identify cost-effective feedstock and reliable technology for the marketing of biofuel [61].

Metal oxide nanocatalysts are widely used in many applications, including additives and materials. Nanoparticles such as calcium oxide, aluminum oxide, and magnesium oxide are now classified as more than

Table 5
Different Plant-based Zinc oxide nanoparticles

S. No	Plant	Plant part	ZnO Nano-particles specifications	Ref
1.	Cocos nucifera	Flower	15-35 nm	[105]
2.	Nephelium lappaceum	Root	7-60 nm	[105]
3.	Vitex negundo	Stem	115-135 nm	[105]
4.	Rosa canina	Fruits	55 nm	[106]
5.	Gossypium	Stem	23-86 nm	[106]
6.	Coptidis rhizoma	Leaves	77-101 nm	[108]
7.	Solanum nigrum	Fruits	96-120 nm	[108]
8.	Calotropis gigantea	Leaves	96-135nm	[108]

80% heterogeneous converting catalysts with lower oil content. In addition, nanoparticles can be directly used as heterogeneous catalysts to increase the biofuel conversion yield and fuel output.

Table 6 provides the list of nanocatalysts and their chemical description. Nanocatalysts lead in the latest research fields due to their excellent ability to deliver large surface areas. They have unique chemical and physical properties due to the size and higher density of the active catalytic sites [62].

These Nanoparticles have also been widely used in biofuel and gasification/pyrolysis processes. Catalyst classifications and the number of studies published on the nano-catalytic conversion of biofuels [63].

4.1. Applications of Nanocatalyst in Biofuel Production

The transformation of waste cooking oil into biofuel using heterogeneous nanocatalysts has received considerable attention. KF / CaO-NiO, CZO, FMSZ, and FMTZ acid catalysts were nanocatalysts tested as feedstocks using waste oil. These catalysts used FMSZ and FMTZ for feedstocks with a high FFA value and demonstrated better catalytic efficiency and higher recyclability than other catalysts [64]. In recent years, super-acid nanocatalysts have been involved in the development of biofuel as a subgroup of heterogeneous catalysts, as they are not only capable of solving several acid-homogeneous catalyst defects. The most efficient parameters for nanocatalyst processing have been developed in catalytic converters, preparation methods, and calcination procedures, based on the nanocatalyst studies documented for the production of biofuel [65]. Oil to alcohol molar ratio, temperature, stirring speed, catalytic processing, and reaction time were the main operating parameters that influenced biofuel development. Table 7 explains various feedstock and nanocatalysts used for the production of biofuel. The operating parameters used for oil/alcohol molar ratio, temperature, strain, catalyst feed, and reaction time was 2:6–1:42, 25–280 °C, 5–80 bar, 0.3–15 wt % , and 5–15 h, respectively. While the implementation of extreme operating conditions has resulted in higher catalytic efficiency and greater reusability of nanocatalysts, this is not a preferred solution for large-scale production processes [66].

The stability of catalysts is one of the most critical issues of heterogeneous catalysts for industrial applications. Some research studies have extensively examined the reusability of Nano catalysts and the number of pathways used for catalysts. In contrast, some studies have generally reported the high recyclability of catalysts without specific details. KF / CaO and KF / CaO – Fe₃O₄ Nano catalysts were the most active catalysts in the 18th and 88%, respectively, in the 26th cycle, with a Biofuel yield of 94% [67]. Based on numerous nano-crystalline CaO studies, the presence of nano-sized CaO as an extremely active fundamental catalyst for transesterification reactions is highly effective due to the high surface area associated with smaller crystalline nanoparticles. In short, the reason for low reusability catalysts is that the catalytic components do not have stability during the reaction and are leached into the reaction mix with the exact mechanism of the homogeneous catalysts [68]. Higher calcination temperatures can be used as a catalytic preparation method for leaching and can also be used to minimize components reaching higher catalytic surfaces and stable catalysts. Another definition relates to the catalytic deactivation of organic impurities and the formation of moisture and enolates caused by carboxyl de-protonation [68–69].

From a marketing perspective, the CaO, KF / CaO, and TiO₂-ZnO

Table 6
Various Nanocatalysts

Catalyst	Chemical description
Alkali earth metal oxides	MgO, CaO
Transition metal oxides	ZnO, NiO
Mixed metal oxides	TiO ₂ -ZnO
Supported metal oxides	KF/Al ₂ O ₃ , KF/CaO, CaO/Fe ₃ O ₄

Table 7
Different Feedstocks and Nanocatalysts for the preparation of biofuel

S.No	Feedstock	Nano-Catalyst	Yield (%)	Reference
1.	Corn oil	Ti ₂ O - ZnO	97.5	[112]
2.	Sunflower oil	KF/CaO	94.3	[116]
3.	Neem oil	CaO	86.7	[116]
4.	Karanja oil	ZrO ₂	91.5	[117]
5.	Palm oil	ZnO nano-particles	98.2	[118]
6.	Soybean oil	K ₂ O/Ti ₂ O	85.6	[119]
7.	Jatropha oil	Li-CaO	99.4	[121]
8.	Olive oil	Fe ₃ O ₄ /Al/Cs	93.8	[122]

nano-catalysts applied for Biofuel production have shown promising potential for implementing Biofuel scale-up processes [70]. It should be noted that requirements for higher catalytic efficiency and more excellent durability should be considered in evaluating effective Nano-catalyst marketing technology and other areas such as ease of service and probability of low-cost feedstocks and low-energy utilization [71]. While metal oxides improve the efficiency of nano-crystalline types rather than ordinary industrial catalysts, there are also issues, such as reusing catalysts, which require more research soon [72]. Figure 5 shows the mapping of Catalyst types and characterization.

4.2. Applications of Nano-catalyst in Biofuel Production

Nanoparticles can be used as a substrate for lipid aggregation, lipid separation, and transesterification processes or as the substrate for biofuel development [73]. Nanoparticles have been used as lipid immobilizers due to their wide surface area and can be quickly recycled from the liquid process by filtration or centrifugation. Due to the high lipid affinity of organic solvents, including hexane and methanol, the immobilization of organic solvent-like chemicals on nanoparticles allows for the recovery and removal of lipids [74]. In addition, the modified nano-silica allowed the extraction of living algae which could be returned for further accumulation of lipids. Some studies have also found that nanoparticles promote microalgae growth and enhance lipid accumulation. However, nanoparticles must be carefully treated to prevent adverse effects on microbes [75].

Transesterification is one of the most influential and straightforward technologies in biofuel development. In this context, different oils of different origins, including animal, plant or soil microorganisms, react with alcohol to generate methyl ester fatty acids [76]. These reactions occur under high pressure and temperature or moderate catalytic conditions. In this latter case, the acids and the base are often used as catalysts for biofuel processing on a laboratory and industrial scale. The acid and soap-forming corrosivity of the base catalyst paved the way for

environmentally stable and effective biocatalyst lipase enzymes [77]. However, the cost of using this biocatalyst enzyme is considered the most significant constraint that hinders its efficiency. Various approaches have been developed to reduce total costs, such as lower output rates for lipase, quality improvements, and more than once re-use [78]. The above is seen as a realistic way to minimize running costs. In this context, lipase has been immobilized in different containers, such as fabric, acrylic resin, silica gel, hydrotalcite, and microorganisms. Due to their unique characteristics, such as the large surface-to-volume ratio, nanoparticles have been extremely interesting in recent years, providing a vast area for lipase immobilization [79].

The lipase function is 96% immobilized in nano-size silica after eight months of preservation, compared to 50% for free lipase activity. In addition, lipase immobilization on functional zirconia increased activity and remained eight times higher after re-use. Other nanoparticles, including carbon nitride, can also be used to avoid lipase [80]. Carbon nitride, one of the two-dimensional forms of Nanoparticles, can immobilize lipase to maximize its performance. Lipase immobilization nano-sheets showed adequate processing, pH durability, thermo-stability, and recyclability [81]. The problem with immobilizing nanoparticles by a biocatalyst in recovering such products is inherently cumbersome. In some research, centrifugation has been used as a treatment modality; however, it takes much time and energy [82].

Magnetic nanoparticles have been a significant research priority in recent decades for the rapid recovery of all Nanoparticles and immobilized biocatalysts. Magnetic nanoparticles can be removed easily with an external magnet to improve the recovery and reusability of biocatalysts [83]. Magnet nanoparticles can be quickly retrieved using an external interest that increases the recovery and reusability of biocatalysts. The aggregation and lack of chemical interaction of magnetic nanoparticles are also significant drawbacks [84]. One way to overcome these problems is by coating magnetic nanoparticles with inorganic materials such as carbon and silica. Magnetic silica aerogels have been synthesized in a process subjected to chemical modifications and environmental strains of iron oxide nanoparticles, including sodium silicate byproducts. The total potential for adsorbing lipase by physical adsorption was approximately 92.64 mg / g [85].

In addition to the enzyme catalyst, heterogeneous catalysts that are solid acid or base have been studied in the production of biofuels. Nano-catalyst provides high catalytic efficiency and allows chemical insulation. The transesterification of Nano-catalysts produces biofuels. Nano-catalyst provides high catalytic efficiency and rapid product separation between the two [86]. It is known that the conventional catalyst is 50% of the Nano-catalyst required for similar reaction conditions. In addition, the process did not depend on moisture or the free fatty acid amount [87].

4.3. Role of Surfactants

Direct applications of nano-emulsions, have most notably in the pharmaceuticals (drugs), personal care (hygiene), healthcare (agrochemicals), and cosmetics industries. Surfactants are primarily employed in the production of nanoparticles for dispersion. Because of their non-equilibrium nature, nano-emulsions display various properties and behaviours influenced by their chemical composition and manufacturing process [88]. As a result of these new uses, more research into Nano-emulsion preparation optimization methods is now necessary [89]. Surfactants have a hydrophilic head and a long hydrophobic tail that distinguishes them. Many researchers used Nano emulsions and oxygenated additives with biodiesel blends to enhance the diesel characteristics [90]. As a result of their attraction to a broad spectrum of different substances, surfactant molecules are usually referred to as amphiphilic. Surfactants are required components in the preparation of Nano-emulsions because they aid in the reduction of interfacial tension. Because surfactants are present, newly formed droplets, do not combine to form larger droplets [91].

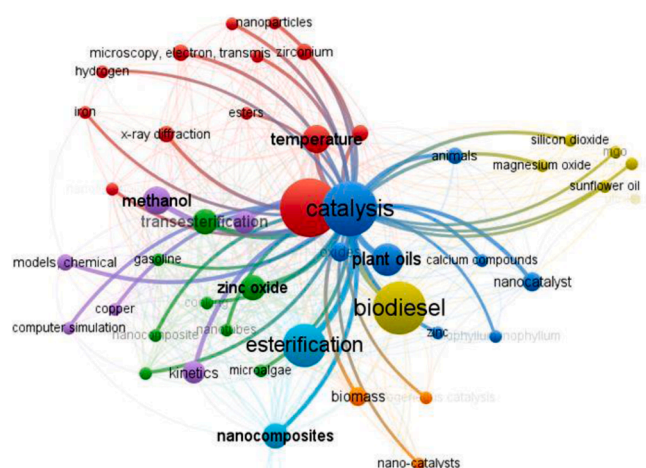


Figure 5. Mapping of Catalyst types and characterization

ignition delays, and reduced heat exhaust relative to clean fuels were observed. Due to the involvement of nano-additives in emulsions, the researchers have observed that a relatively homogeneous mixture of air-fuel and nano-additives could be achieved in the combustion chamber during combustion, thus increasing catalytic combustion and reaction quality [105].

Nano-additives mixed emulsions have significantly good emission properties. The combined effects of decreased un-burnt hydrocarbons and carbon monoxide emissions for mixed nano-additives for renewable biofuel have been observed. Producing potentially more robust catalytic combustion additives, air-fuel mixing was the reason for reducing emissions from nano-additive blended biofuel emulsion fuels [106]. It will also improve the CI engine's efficiency, emission, and combustion quality. Nano-science researchers are also currently researching the working properties of internal combustion engines when combining nano-additives with lubricants [107].

Nanoparticles' characteristics differ significantly from those of nanoparticles since they are considerably smaller [108]. Nanoparticles are attractive candidates for various energy engineering applications due to their quick oxidation, improved stability, lower melting point, strong heat output during combustion, lower heat of fusion, and enhanced heat transfer nature [109]. Nano additives have been demonstrated to influence various energy-related technical parameters [110] substantially. This fluid includes fluids used in propulsion systems and engine cooling fluids. As previously discussed in greater depth, the nano additives serve a range of uses [111].

- Increase in oxygen content
- Increase in fuel's oxidation stability
- Increase in viscosity
- Decrease in the ignition time and a reduction in the flashpoint
- Increase in mechanical strength

According to several published literature, the Nanoparticles investigated were metallic nanopowders, polysaccharides, ceramic nanoparticles, non-organic chemicals, and carbon-based nanoparticles such as carbon nanostructures [112]. Oxide nanoparticles are extensively utilized in diesel and biofuel mix as a dispersion agent. Metallic nanoparticles such as thallium and the rare earth metals ruthenium, palladium, and nickel, when used as catalysts, lower the amount of fuel required and pollutants discharged into the environment and complete the combustion process [113].

The addition of nano-AgO and nano-ZnO₂ to tamanu Biofuel was demonstrated to improve the kinematic viscosity of the biofuel. These additives showed potential benefits in enhancing kinematic viscosity by dispersing multi-walled carbon nanotubes [114]. They observed that employing multi-walled carbon nanotubes improved brake thermal efficiency while reducing the number of contaminants in exhaust streams. In a diesel engine that used graphite to diesel mix of Simaroubaceae methyl ester, there was a reduction in unburned hydrocarbons of 18.46 percent, carbon-no-oxides and nitrogen oxides of 45.63 percent and 14.96 percent, respectively. While using SAE50 fuel, this reduction will occur [115]. Nano fuel is a kind of fuel used in diesel engines. Compared to diesel fuel, the addition of nano-ZnO resulted in an 18% increase in efficiency and a 15% reduction in the fuel required for the brakes [116].

Studies on using nano-sized metals, nonmetals, natural, and mixed components in diesel engine base fuel have recently increased and reported in several recent works of literature. These studies have been published in scientific journals and research papers [118]. Fuel modification is one of the essential strategies for improving performance and lowering emissions. Fuel modification is one of the critical strategies when compared to significant alterations in the engine and exhaust gas emission [119]. Nanoparticles (NPs) increase the contact area to volumetric proportion, heat capacity, and mass diffusivity when distributed in a liquid media, all of which can be employed to improve the thermophysical characteristics of diesel. This allows diesel to be modified to have more acceptable thermo - physical characteristics [120].

Compared to pure diesel fuel, direct usage of biodiesel or

biodiesel-alcohol mixes in diesel engines results in a loss of power. This is because Biodiesel and Biodiesel-alcohol blends have lower calorific values [121]. The calorific values of CH₃OH, C₂H₆O, C₃H₈O, C₄H₉OH, C₅H₁₁OH, and diesel fuels are as follows: The findings were 21.63 MJ/kg, 27.75 MJ/kg, 30.19 MJ/kg, 33.06 MJ/kg, 34.25 MJ/kg, and 44.6 MJ/kg. According to IS 1856 standards, blending diesel with biodiesel produced from jatropha, legumes, neem, and pine seed reduces the biodiesel's kinematic viscosity, pour point, and cloud point [122]. In that order, CH₃OH, C₂H₆O, C₃H₈O, C₄H₉OH, and C₅H₁₁OH contribute 51.73 percent, 36.544 percent, 38.764 percent, 21.88 percent and 19.64 percent of the total oxygen content respectively. Increasing oxygen availability is the most critical factor impacting total production [123].

5.3. Impact of nano additives on engine emission characteristics

Academic researchers have recently focused on combustion quality improvements to reduce the amount of exhaust pollutants produced by conventional diesel engines using nanoparticle-loaded diesel-biodiesel fuel blends [117]. Because biodiesel-alcohol contains more oxygen, it burns at a higher temperature, releasing more nitrogen oxides into the atmosphere. These levels may be as much as 25% higher. Compared to diesel fuel, it decreases carbon monoxide emissions by up to 45 percent, hydrocarbon generation by 98 percent, and particulate matter emissions by about 85 percent [124]. According to a research study using a Ford V6 diesel engine running at full load and variable speed, the amount of hydrocarbon and carbon monoxide emissions, heat release rate, and in-cylinder pressure increased as the ethanol to gasoline ratio grew. Carbon dioxide and nitrates of oxides concentrations, on the other hand, are significantly reduced, oxidation time is decreased, and ignition delay is increased. As a result of these changes, the ignition delay has risen [125].

Adding methyl ester to palm-based biodiesel influenced the efficiency, ignition, and exhaust gas emissions of a direct injection-compression diesel engine that also ran on conventional biodiesel mixed with alcohol [126]. This experiment was carried out on a diesel engine with direct injection and compression ignition. Compared to regular biodiesel, the results revealed a slight rise in the quantity of gasoline used and improved brake thermal efficiency. The impact is increased when methanol is added to the mix [127]. Furthermore, the alcohol biodiesel blend dramatically increases the gasoline necessary to operate the engine. The temperature of the exhaust smoke produced by using either mixed biodiesel with ethanol and methanol or pure biodiesel is not significantly different. Compared to pure biodiesel combustion, the pressure rise generated by alcohol-blended biodiesel combustion is significantly smaller [128]. Nitrogen oxide emissions decrease by 35 and 23 percent, respectively, when biodiesel is blended with 18 percent ethanol and 22 percent methanol by volume, compared to pure biodiesel alone [129]. Even though methanol has no apparent influence on carbon dioxide emissions, there is a little reduction in Carbon-di-oxides. Following that, the particulate matter and Smoke discharge of the Alcohol blended biodiesel are significantly greater than that of pure Biodiesel. Table 8 shows the various nanoparticles' effects on engine emissions [130].

At a constant speed of 1900 rpm, an engine running on diesel and Biodiesel with 10%, 20%, 30%, and 50% ester blends is tested to see how different mixtures burn and how much particulate matter is released into the exhaust [131]. The ethanol injection enhances the diesel engine's high heat rate and cylinder pressure [132]. The effects of combining n-butanol and n-propanol in a diesel engine were investigated using an ER-8S CI diesel engine. However, the percentages of butanol and pentanol used in the experiment were 15% and 30%, respectively. Compared to a biodiesel-fueled engine, butanol-biodiesel blends improve brake thermal efficiency by 3.8 percent and brake fuel economy by 2.75-4.62 percent at medium and low engine speeds, respectively [133]. These effects on combustion parameters and the physiochemical aspects of particulate matter discharges were detected

Table 8
Impacts of various nanoparticles on engine emissions

S.No	Fuel Type	Nano-Particles	Engine emission					Ref
			CO (ppm)	NO _x (ppm)	PM	CO ₂ (kg)	HC (ppm)	
1.	Diesel	CNT	188	348	9.6	2.4	79	[58]
2.	Mauha Biodiesel	Al ₂ O ₃	84	287	8.4	2.1	43	[62]
3.	Jatropha Biodiesel	TiO ₂	93	282	8.5	1.6	32	[73]
4.	Thumba Biodeisel	Al ₂ O ₃ + CeO ₂	76	264	7.6	1.89	34	[78]
5.	Waste cooking oil	Ferrous Fluid	78	257	7.25	1.68	38	[92]
6.	HVO Biodiesel	Rh ₂ O ₃	43	142	6.42	1.3	21	[97]
7.	Ricebran Biodiesel	CeO ₂	81	298	6.83	2.1	18	[103]
8.	Rapeseed Biodiesel	MWCNTs	97	234	7.35	2.4	22	[105]
9.	Linseed Biodiesel	Rh ₂ O ₃ + TiO ₂	96	248	7.21	2.3	34	[126]
10.	Algae Biodiesel	Graphene oxide	51	230	6.5	1.8	23	[128]

when the engines were run at a constant speed and under three different load conditions. Increased brake thermal efficiency resulted in a 4% increase in specific fuel consumption and a reduction in particulate matter and elemental carbon emissions [134]. Table 8 highlights the effect of various nanoparticles on engine emissions.

5.4. Impacts of Nanoparticles on human health

In their most basic form, nanoparticles are powders or colloids with a substantially greater surface area than bigger particles. As a result of recent advances in nanoparticle production, Nanoparticles are increasingly employed in the energy industry. Because of their properties, nanoparticles are great candidates for various applications. In general, due to the smaller size of the nano-particles, the accidental inhalation by human may cause, lung inflammation, heart problems, allergic effects, DNA/RNA alternation damage etc. Studies in humans show that metal based nano-particles poses toxicity and affects the cardiovascular system. However, detailed analysis on the nano-particle emissions on human health is needed which is beyond the scope of the present study.

6. Conclusion and Future Perspectives

Plant-based nanoparticles' impressive physical, chemical and environmental characteristics have motivated researchers to use them in various applications, including fuels. This paper demonstrates the applications of different plant-based nanoparticles for fuel properties enhancement. The following is a summary of the main conclusions from this review.

It is important to develop simple, affordable, environmentally safe plant-based catalysts for the synthesis of renewable fuels from non-edible biomass feedstocks sources. The desirable qualities of plant-based nano-additives in biofuels, such as abundance, low cost, stability, good oxidation etc., are of significant importance.

The biocompatibility, renewable and eco-friendly aspects of the nature-based nano-additives pose a significant advantage over metallic-derived nano-particles. The unique thermal conductivity and rheological properties of nano-additives have attracted scientists to use them in automotive fuels.

Using nano-additives in automotive engines has improved ignition quality, increased output, cetane number, reduced toxic smoke and harmful pollutants. Its viability and potential in CI engines are due to the improved combustion behavior. In general, the efficiency, emission, and combustion characteristics of diesel engines have been improved with nano-additives.

However, several researchers have reported the problem of un-burnt nanoparticles in the exhaust, which may affect the smooth operation. Further, research on eliminating un-burnt nano-additives from the exhaust system must be carried out.

In the future, plant-based nano-additive will have large-scale applications in the fuel sector, overcoming the various commercial and technological challenges.

Declaration of Competing Interest

The authors declare that they have no known competing financial interests or personal relationships that could have appeared to influence the work reported in this paper.

Acknowledgment

The author sincerely thanks Er.V.G.Raajendran MLA, Chairman of Indira groups of Institutions, Dr.N.Velvizhi, Principal Indira Institute of Engineering and Technology, and Mr.K.Mahendrakumar, Head of Department Mechanical Engineering, for the motivation and support to complete this review work. The collaborative support of Universiti Malaysia Pahang through PGRS 210348 is greatly acknowledged.

References

- [1] Mahendra Rai, Julio Cesar dos Santos, Matheus Francisco Soler, Paulo Ricardo Franco Marcelino, Larissa Pereira Brumano, Avinash P. Ingle, Swapnil Gaikwad, Aniket Gade, Silvio Silverio da Silva, Strategic role of nanotechnology for production of bioethanol and Biofuel, *Nanotechnology Reviews* 5 (2) (2016) 231–250.
- [2] Abdul-Sattar Nizami, Mohammad Rehan, Towards nanotechnology-based biofuel industry, *Biofuel Research Journal* 5 (2) (2018) 798–799.
- [3] Madan L. Verma, Colin J. Barrow, Recent advances in feedstocks and enzyme-immobilised technology for effective transesterification of lipids into Biofuel. *Microbial factories*, 2015, pp. 87–103.
- [4] K. Palaniappan, An overview of applications of nanotechnology in biofuel production, *World Appl Sci J* 35 (8) (2017) 1305–1311.
- [5] William A. Suk, Michelle L. Heacock, Brittany A. Trottier, Sara M. Amolegbe, Maureen D. Avakian, Danielle J. Carlin, Heather F. Henry, Adeline R. Lopez, Lesley A. Skalla, Benefits of basic research from the Superfund Research Program, *Reviews on Environmental Health* 35 (2) (2020) 85–109.
- [6] Affa Qidwai, Shashi Kant Shukla, Rajesh Kumar, Anand Pandey, Anupam Dikshit, Introduction of Nanotechnology in the Field of Biofuel Production. *Green Nanotechnology for Biofuel Production*, Springer, Cham, 2018, pp. 29–38.
- [7] Samakshi Verma, Arindam Kuila, Involvement of green technology in microalgal Biofuel production, *Reviews on Environmental Health* 35 (2) (2020) 173–188.
- [8] Revathy Sankaran, Pau Loke Show, Jo-Shu Chang, Biofuel production using immobilized lipase: feasibility and challenges, *Biofuels, Bioproducts and Biorefining* 10 (6) (2016) 896–916.
- [9] Felipe Antonio Fernandes Antunes, Swapnil Gaikwad, Avinash P. Ingle, Raksha Pandit, Júlio César dos Santos, Mahendra Rai, Silvio Silvério da Silva, Bioenergy and biofuels: nanotechnological solutions for sustainable production. *Nanotechnology for bioenergy and biofuel production*, Springer, Cham, 2017, pp. 3–18.
- [10] Sachin K. Mandotra, Rohit Kumar, Santosh K. Upadhyay, Pramod W. Ramteke, Nanotechnology: a new tool for biofuel production. *Green nanotechnology for biofuel production*, Springer, Cham, 2018, pp. 17–28.
- [11] Raju, V., Reddy, S., Venu, H., Subramani, L. and Soudagar, M.E.M. (2021). Effect of Nanoparticles in Bio-Oil on the Performance, Combustion and Emission Characteristics of a Diesel Engine. In *Liquid Biofuels*, K.P. Shadangi (Ed.). <https://doi.org/10.1002/9781119793038.ch17>.
- [12] J.S. Basha, M. Al Balushi, M.E.M. Soudagar, et al., Applications of Nano-Additives in Internal Combustion Engines: A Critical Review, *J Therm Anal Calorim* (2022), <https://doi.org/10.1007/s10973-022-11199-6>.
- [13] Manzoore Elahi M. Soudagar, Nik-Nazri Nik-Ghazali, Md Abul Kalam, I. A. Badruddin, N.R. Banapurmath, Naveed Akram, The effect of nano-additives in diesel-Biofuel blends: A comprehensive review on stability, engine performance and emission characteristics, *Energy Conversion and Management* 178 (2018) 146–177.

- [14] Jayanta Kumar Patra, Kwang-Hyun Baek, Green Nanobiotechnology: Factors Affecting Synthesis and Characterization Techniques, *Journal of Nanomaterials* 2014 (2014) 12 pages, <https://doi.org/10.1155/2014/417305>. Article ID 417305.
- [15] Ivana B. Banković-Ilić, Marija R. Miladinović, Olivera S. Stamenković, Vlada B. Veljković, Application of nano CaO-based catalysts in Biofuel synthesis, *Renewable and Sustainable Energy Reviews* 72 (2017) 746–760.
- [16] Vishal Saxena, Niraj Kumar, Vinod Kumar Saxena, A comprehensive review on combustion and stability aspects of metal nanoparticles and its additive effect on diesel and Biofuel fuelled CI engine, *Renewable and Sustainable Energy Reviews* 70 (2017) 563–588.
- [17] Avinash P. Ingle, Anuj K. Chandel, Rafael Philippini, Sabrina Evelin Martiniano, Silvio Silvério da Silva, Advances in nanocatalysts mediated Biofuel production: a critical appraisal, *Symmetry* 12 (2) (2020) 256.
- [18] Jabbar Gardy, Mohammad Rehan, Ali Hassanpour, Xiaojun Lai, Abdul-Sattar Nizami, Advances in nanocatalysts based Biofuel production from non-food feedstocks, *Journal of environmental management* 249 (2019), 109316.
- [19] Srijoni Banerjee, Rout Swagatika, Banerjee Sanjukta, Atta Arnab, Das Debabrata, Fe₂O₃ nanocatalyst aided transesterification for Biofuel production from lipid-intact wet microalgal biomass: A biorefinery approach, *Energy Conversion and Management* 195 (2019) 844–853.
- [20] T. Shaafi, R.J.R.E. Velraj, Influence of alumina nanoparticles, ethanol and isopropanol blend as additive with diesel–soybean Biofuel blend fuel: Combustion, engine performance and emissions, *Renewable Energy* 80 (2015) 655–663.
- [21] T. Shaafi, K. Sairam, A. Gopinath, G. Kumaresan, R. Velraj, Effect of dispersion of various nanoadditives on the performance and emission characteristics of a CI engine fuelled with diesel, Biofuel and blends—a review, *Renewable and Sustainable Energy Reviews* 49 (2015) 563–573.
- [22] Young-Chul Lee, Kyubock Lee, You-Kwan Oh, Recent nanoparticle engineering advances in microalgal cultivation and harvesting processes of Biofuel production: a review, *Bioresource technology* 184 (2015) 63–72.
- [23] Costa Junior, Jose M, Carolina P. Naveira-Cotta, Diego B.de Moraes, Paulo Inforçatti Neto, Izaque A. Maia, Jorge VL da Silva, Haimon Alves, Manish K. Tiwari, Cristiane G.de Souza, Innovative metallic microfluidic device for intensified Biofuel production, *Industrial & Engineering Chemistry Research* 59 (1) (2019) 389–398.
- [24] Kyong-Hwan Chung, Jin Kim, Ki-Young Lee, Biofuel production by transesterification of duck tallow with methanol on alkali catalysts, *Biomass and Bioenergy* 33 (1) (2009) 155–158.
- [25] Kyong-Hwan Chung, Jin Kim, Ki-Young Lee, Biofuel production by transesterification of duck tallow with methanol on alkali catalysts, *Biomass and Bioenergy* 33 (1) (2009) 155–158.
- [26] Kaur, R., S. K. Yellapu, and R. D. Tyagi. "Enzyme-Catalyzed Transesterification for Biofuel Production." (2019).
- [27] Harish Venu, Lingesan Subramani, V. Dhana Raju, Emission reduction in a DI diesel engine using exhaust gas recirculation (EGR) of palm Biofuel blended with TiO₂ nano additives, *Renewable energy* 140 (2019) 245–263.
- [28] S. Ganesan, Rathinam Sivasubramanian, J.B. Sajin, Ganesan Subbiah, Yuvarajan Devarajan, Performance and emission study on the effect of oxygenated additive in neat Biofuel fueled diesel engine, *Energy Sources A: Recovery, Utilization and Environmental Effects* 41 (16) (2019) 2017–2027.
- [29] More, T. T., R. P. John, G. S. Anisha, R. D. Tyagi, and R. Y. Surampalli. "Management of Coproducts from Biofuel Production." (2019).
- [30] Sivaprakash Gurusamy, Mohan Rasu Kulanthaisamy, Dinesh Gajuluvu Hari, Ananthi Veleswaran, Boobalan Thulasinathan, Jothi Basu Muthuramalingam, Ravindran Balasubramani, et al., Environmental friendly synthesis of TiO₂-ZnO nanocomposite catalyst and silver Nanoparticles for the enhanced production of Biofuel from *Ulva lactuca* seaweed and potential antimicrobial properties against the microbial pathogens, *Journal of Photochemistry and Photobiology B: Biology* 193 (2019) 118–130.
- [31] Rosamond L. Naylor, Matthew M. Higgins, The rise in global Biofuel production: implications for food security, *Global food security* 16 (2018) 75–84.
- [32] Yuvarajan Devarajan, Beemkumar Nagappan, Ganesan Subbiah, A comprehensive study on emission and performance characteristics of a diesel engine fuelled with nanoparticle-blended Biofuel, *Environmental Science and Pollution Research* 26 (11) (2019) 10662–10672.
- [33] Electrovalent bifunctional acid enables heterogeneously catalytic production of biodiesel by (trans)esterification of non-edible oils, *Fuel* 310 (2022), 122273, <https://doi.org/10.1016/j.fuel.2021.122273>. VolumePart A.
- [34] Heng Zhang, Li-Long Zhang, Xiang Tan, Hu Li, Song Yang, Catalytic high-yield biodiesel production from fatty acids and non-food oils over a magnetically separable acid nanosphere, *Industrial Crops and Products* 173 (2021), 114126, <https://doi.org/10.1016/j.indcrop.2021.114126>.
- [35] Heng Zhang, Hu Li, Yulin Hu, Kasaneni Tirumala Venkateswara Rao, Xu Chunbao (Charles), Yang Song, Advances in production of bio-based ester fuels with heterogeneous bifunctional catalysts, *Renewable and Sustainable Energy Reviews* 114 (2019), 109296, <https://doi.org/10.1016/j.rser.2019.109296>. Volume.
- [36] N. Nirmala, S.S. Dawn, C. Harindra, Analysis of performance and emission characteristics of Waste cooking oil and *Chlorella variabilis* MK039712. 1 Biofuel blends in a single cylinder, four strokes diesel engine, *Renewable Energy* 147 (2020) 284–292.
- [37] H.V. Lee, J.C. Juan, Y.H. Taufiq-Yap, Preparation and application of binary acid–base CaO–La₂O₃ catalyst for Biofuel production, *Renewable Energy* 74 (2015) 124–132.
- [38] Zahra Salimi, Seyed Ali Hosseini, Study and optimization of conditions of Biofuel production from edible oils using ZnO/BiFeO₃ nano magnetic catalyst, *Fuel* 239 (2019) 1204–1212.
- [39] G. Baskar, A. Gurugulladevi, T. Nishanthini, R. Aiswarya, K.J.R.E. Tamilarasan, Optimization and kinetics of Biofuel production from Mahua oil using manganese doped zinc oxide nanocatalyst, *Renewable energy* 103 (2017) 641–646.
- [40] Behgam Rahmani Vahid, Mohammad Haghghi, Biofuel production from sunflower oil over MgO/MgAl₂O₄ nanocatalyst: effect of fuel type on catalyst nanostructure and performance, *Energy Conversion and Management* 134 (2017) 290–300.
- [41] Elsie Bet-Moushoul, Khalil Farhadi, Yaghoob Mansourpanah, Ali Mohammad Nikbakht, Rahim Molaei, Mehrdad Forough, Application of CaO-based/Au nanoparticles as heterogeneous nanocatalysts in Biofuel production, *Fuel* 164 (2016) 119–127.
- [42] Harish Venu, Venkataramanan Madhavan, Effect of diethyl ether and Al₂O₃ nano additives in diesel-Biofuel-ethanol blends: Performance, combustion and emission characteristics, *Journal of Mechanical Science and Technology* 31 (1) (2017) 409–420.
- [43] I. Istadi, Sebastianus A. Prasetyo, Tito S. Nugroho, Characterization of K₂O/CaO-ZnO catalyst for transesterification of soybean oil to Biofuel, *Procedia Environmental Sciences* 23 (2015) 394–399.
- [44] Abd El-Fatah Abomohra, Mahdy Elsayed, Sivakumar Esakkimuthu, Mostafa El-Sheekh, Dieter Hanelt, Potential of fat, oil and grease (FOG) for Biofuel production: A critical review on the recent progress and future perspectives, *Progress in Energy and Combustion Science* 81 (2020), 100868.
- [45] Manash Jyoti Borah, Ankur Das, Valentina Das, Nilutpal Bhuyan, Dhanapati Deka, Transesterification of waste cooking oil for Biofuel production catalyzed by Zn substituted waste egg shell derived CaO nanocatalyst, *Fuel* 242 (2019) 345–354.
- [46] A. Anbarasu, A. Karthikeyan, M. Balaji, Performance and emission characteristics of diesel engine using alumina nanoparticle blended Biofuel emulsion fuel, *Journal of Energy Resources Technology* 138 (2) (2016).
- [47] Ram, S. K., L. R. Kumar, S. K. Yellapu, R. Kaur, and R. D. Tyagi. "Economic Evaluation of Biofuel Production Processes." (2019).
- [48] Natascha Savic, Md Mahmudur Rahman, Branka Miljevic, Harald Saathoff, Karl-Heinz Naumann, Thomas Leisner, Jamie Riches, Bharati Gupta, Nunzio Motta, Z. D. Ristovski, Influence of Biofuel fuel composition on the morphology and microstructure of particles emitted from diesel engines, *Carbon* 104 (2016) 179–189.
- [49] Farrukh Jamil, Myo Tay Zar Myint, Mohab Al-Hinai, Lamyia Al-Haj, Mahad Baawain, Mohammed Al-Abri, Gopalakrishnan Kumar, A.E. Atabani, Biofuel production by valorizing waste Phoenix dactylifera L. Kernel oil in the presence of synthesized heterogeneous metallic oxide catalyst (Mn@ MgO-ZrO₂), *Energy Conversion and Management* 155 (2018) 128–137.
- [50] Syed Hasnain Shah, Iftikhar Ahmed Raja, Muhammad Rizwan, Naim Rashid, Qaisar Mahmood, Fayyaz Ali Shah, Arshid Pervez, Potential of microalgal Biofuel production and its sustainability perspectives in Pakistan, *Renewable and Sustainable Energy Reviews* 81 (2018) 76–92.
- [51] Behgam Rahmani Vahid, Mohammad Haghghi, Urea-nitrate combustion synthesis of MgO/MgAl₂O₄ nanocatalyst used in Biofuel production from sunflower oil: Influence of fuel ratio on catalytic properties and performance, *Energy Conversion and Management* 126 (2016) 362–372.
- [52] Shervin Alaei, Mohammad Haghghi, Javad Toghiani, Behgam Rahmani Vahid, Magnetic and reusable MgO/MgFe₂O₄ nanocatalyst for Biofuel production from sunflower oil: influence of fuel ratio in combustion synthesis on catalytic properties and performance, *Industrial Crops and Products* 117 (2018) 322–332.
- [53] Suresh Vellaiyan, Arunkumar Subbiah, Prabha Chockalingam, Multi-response optimization to obtain better performance and emission level in a diesel engine fuelled with water-Biofuel emulsion fuel and nanoadditive, *Environmental Science and Pollution Research* 26 (5) (2019) 4833–4841.
- [54] C. Srinidhi, A. Madhusudhan, S.V. Channapattana, Comparative analysis of exhaust gas recirculation and nanoparticles on the performance and emission of diesel engine fuelled with Neem Biofuel blend, *International Journal of Ambient Energy* (2019) 1–10.
- [55] Hadi Rahimzadeh, Meisam Tabatabaei, Mortaza Aghbashlo, Hamed Kazemi Shariat Panahi, Alimorad Rashidi, Seyed Amir Hossein Goli, Mostafa Mostafaei, Mehdi Ardjmand, Abdul-Sattar Nizami, Potential of acid-activated bentonite and SO₃H-functionalized MWCNTs for Biofuel production from residual olive oil under biorefinery scheme, *Frontiers in Energy Research* (2018) 137.
- [56] Botero Gutiérrez, Christian David, Daissy Lorena Restrepo Serna, Carlos Ariel Cardona Alzate, A comprehensive review on the implementation of the biorefinery concept in Biofuel production plants, *Biofuel Research Journal* 4 (3) (2017) 691–703.
- [57] Edmond Moses, Balan Adamu Thiliza, Buba Usman Shanu, Nanotechnical Production and Optimization of Biofuel (Biofuel) from an Edible Seed Oil (Palm-Olein), *Annual Research & Review in Biology* (2020) 20–31.
- [58] Appurva Tiwari, V.M. Rajesh, Sanjeev Yadav, Biofuel production in micro-reactors: A review, *Energy for sustainable development* 43 (2018) 143–161.
- [59] B. Prabakaran, Anurag Udhoji, Experimental investigation into effects of addition of zinc oxide on performance, combustion and emission characteristics of diesel-Biofuel-ethanol blends in CI engine, *Alexandria Engineering Journal* 55 (4) (2016) 3355–3362.
- [60] Linus N. Okoro, Gubihama Joel, Advanced nanocatalysts for Biofuel production, *EUROPEAN CHEMICAL BULLETIN* 9 (6) (2020) 148–153.

- [61] Harish Venu, Venkataraman Madhavan, Effect of Al₂O₃ nanoparticles in Biofuel-diesel-ethanol blends at various injection strategies: Performance, combustion and emission characteristics, *Fuel* 186 (2016) 176–189.
- [62] Hamed Nayebzadeh, Naser Saghatoleslami, Mohammad Haghghi, Mohammad Tabasizadeh, Ehsan Binaeian, Comparative assessment of the ability of a microwave absorber nanocatalyst in the microwave-assisted Biofuel production process, *Comptes Rendus Chimie* 21 (7) (2018) 676–683.
- [85] Bhadana, B., L. R. Kumar, and R. D. Tyagi. "Biofuel Production Using Fermented Wastewater Sludge-Derived Lipids." (2019).
- [63] Mostafa Feyzi, Leila Norouzi, Preparation and kinetic study of magnetic Ca/Fe₃O₄@SiO₂ nanocatalysts for Biofuel production, *Renewable Energy* 94 (2016) 579–586.
- [64] G. Nagaraju, S.A. Prashanth, M. Shastri, K.V. Yathish, C. Anupama, D. Rangappa, Electrochemical heavy metal detection, photocatalytic, photoluminescence, Biofuel production and antibacterial activities of Ag–ZnO nanomaterial, *Materials Research Bulletin* 94 (2017) 54–63.
- [65] Kang Yao Wong, Jo-Han Ng, Cheng Tung Chong, Su Shiung Lam, Wen Tong Chong, Biofuel process intensification through catalytic enhancement and emerging reactor designs: A critical review, *Renewable and Sustainable Energy Reviews* 116 (2019), 109399.
- [66] Priti R. Pandit, M.H. Fulekar, Biofuel production from microalgal biomass using CaO catalyst synthesized from natural waste material, *Renewable Energy* 136 (2019) 837–845.
- [67] H. Ala'a, Farrukh Jamil, Lamya Al-Haj, Myo Tay Zar Myint, Eyas Mahmoud, Mohammad NM Ahmad, Ahmad O. Hasan, Sikander Rafiq, Biofuel production over a catalyst prepared from biomass-derived waste date pits, *Biotechnology Reports* 20 (2018) e00284.
- [68] Yong-Ming Dai, Ya-Fen Wang, Chiing-Chang Chen, Synthesis and characterization of magnetic LiFe₅O₈-LiFeO₂ as a solid basic catalyst for Biofuel production, *Catalysis Communications* 106 (2018) 20–24.
- [69] Keon Hee Kim, Ok Kyung Lee, Eun Yeol Lee, Nano-immobilized biocatalysts for Biofuel production from renewable and sustainable resources, *Catalysts* 8 (2) (2018) 68.
- [70] X.L. Zhang, Song Yan, Rajeshwar Dayal Tyagi, Rao Y. Surampalli, Biofuel production from heterotrophic microalgae through transesterification and nanotechnology application in the production, *Renewable and Sustainable Energy Reviews* 26 (2013) 216–223.
- [71] S. Karthikeyan, P. Mahalingam, Synthesis and characterization of multi-walled carbon nanotubes from Biofuel oil: green nanotechnology route, *International Journal of Green Nanotechnology: Physics and Chemistry* 2 (2) (2010) P39–P46.
- [72] Turgay Cakmak, Pinar Angun, Yunus Emre Demiray, Alper Devrim Ozkan, Zeynep Elibol, Turgay Tekinay, Differential effects of nitrogen and sulfur deprivation on growth and Biofuel feedstock production of *Chlamydomonas reinhardtii*, *Biotechnology and Bioengineering* 109 (8) (2012) 1947–1957.
- [73] Sayed Tajammul Hussain, Syed Alay Ali, Asghari Bano, Tariq Mahmood, Use of nanotechnology for the production of biofuels from butchery waste, *International Journal of Physical Sciences* 6 (31) (2011) 7271–7279.
- [74] Z.H.U. Junying, R.O.N.G. Junfeng, Z.O.N.G. Baoning, Factors in mass cultivation of microalgae for Biofuel, *Chinese Journal of Catalysis* 34 (1) (2013) 80–100.
- [75] Kajornsak Faungnawakij, Yoosuk Boonyawan, Namuangruk Supawadee, Krasae Pawanprapa, Viriya-empikul Nawin, Puttasawat Buppa, Sr–Mg mixed oxides as Biofuel production catalysts.", *ChemCatChem* 4 (2) (2012) 209–216.
- [76] J. Sadih Basha, R.B. Anand, The influence of nano additive blended Biofuel fuels on the working characteristics of a diesel engine, *Journal of the Brazilian Society of Mechanical Sciences and Engineering* 35 (3) (2013) 257–264.
- [77] Madan Lal Verma, Colin J. Barrow, Munish Puri, Nanobiotechnology as a novel paradigm for enzyme immobilisation and stabilisation with potential applications in Biofuel production, *Applied microbiology and biotechnology* 97 (1) (2013) 23–39.
- [78] Masoud Zabeti, Mohd Ashri Wan, Daud Wan, Aroua Mohamed Kheireddine, Biofuel production using alumina-supported calcium oxide: An optimization study, *Fuel processing technology* 91 (2) (2010) 243–248.
- [79] Dang-Thuan Tran, Ching-Lung Chen, Jo-Shu Chang, Immobilization of *Burkholderia sp.* lipase on a ferric silica nanocomposite for Biofuel production, *Journal of biotechnology* 158 (3) (2012) 112–119.
- [80] P. Khemthong, C. Luadthong, W. Nualpaeng, P. Changsuwan, P. Tongprem, N. Viriya-Empikul, K. Faungnawakij, Industrial eggshell wastes as the heterogeneous catalysts for microwave-assisted Biofuel production, *Catalysis Today* 190 (1) (2012) 112–116.
- [81] Takuya Ito, Yusuke Sakurai, Yusuke Kakuta, Motoyuki Sugano, Katsumi Hirano, Biofuel production from waste animal fats using pyrolysis method, *Fuel Processing Technology* 94 (1) (2012) 47–52.
- [82] Masato Kouzu, Jyu-suke Hidaka, Transesterification of vegetable oil into Biofuel catalyzed by CaO: a review, *Fuel* 93 (2012) 1–12.
- [83] Prajwal Tewari, Eshank Dojode, N.R. Banapurmath, V.S. Yaliwal, Experimental investigations on a diesel engine fuelled with multiwalled carbon nanotubes blended Biofuel fuels, *International Journal of Emerging Technology and Advanced Engineering* 3 (3) (2013) 72–76.
- [84] Kaveh Shahbaz, S.Mjalli Farouq, M.A. Hashim, M.Al-Nashef Inas, "Using deep eutectic solvents for the removal of glycerol from palm oil-based Biofuel.", *Journal of applied sciences* 10 (24) (2010) 3349–3354.
- [86] Duraisamy Ganesh, G. Gowrishankar, Effect of nano-fuel additive on emission reduction in a Biofuel fuelled CI engine, in: 2011 International conference on electrical and control engineering, IEE, 2011, pp. 3453–3459.
- [87] Carmen López, Álvaro Cruz-Izquierdo, Enrique A. Picó, Teresa García-Bárcena, Noelia Villarroel, María J. Llama, Juan L. Serra, Magnetic biocatalysts and their uses to obtain Biofuel and biosurfactants, *Frontiers in Chemistry* 2 (2014) 72.
- [88] Michikazu. Hara, Biofuel production by amorphous carbon bearing SO₃H, COOH and phenolic OH groups, a solid Brønsted acid catalyst, *Topics in catalysis* 53 (11) (2010) 805–810.
- [89] Harish Venu, V. Dhana Raju, S. Lingesan, Manzoore Elahi, M Soudagar, Influence of Al₂O₃ nano additives in ternary fuel (diesel-biodiesel-ethanol) blends operated in a single cylinder diesel engine: Performance, combustion and emission characteristics, *Energy*, Volume 215, Part B, 2021, 119091, <https://doi.org/10.1016/j.energy.2020.119091>.
- [90] M.A. Mujtaba, H.H. Masjuki, M.A. Kalam, F. Noor, M. Farooq, H.C. Ong, M. Gul, M.E.M. Soudagar, S. Bashir, I.M. Rizwanul Fattah, L. Razzaq, Effect of Additized Biodiesel Blends on Diesel Engine Performance, Emission, Tribological Characteristics, and Lubricant Tribology, *Energies* 13 (2020) 3375, <https://doi.org/10.3390/en13133375>.
- [91] M.A. Mujtaba, M.A. Kalam, H.H. Masjuki, M Gul, M Manzoore Elahi, Soudagar, Ong Hwai Chyuan, A.E. Waqar Ahmed, L. Atabani, Razzaq, Yusoff Mnam, Comparative study of nanoparticles and alcoholic fuel additives-biodiesel-diesel blend for performance and emission improvements, *Fuel* 279 (2020), 118434, <https://doi.org/10.1016/j.fuel.2020.118434>. Volume.
- [92] M. Manzoore Elahi, Nik-Nazri Nik-Ghazali Soudagar, M.A. Kalam, N.R. Irfan Anjum Badruddin, T.M. Banapurmath, M. Yunus Khan, Bashir Nasir, Akram Naveed, Farade Rijavan, Afzal Asif, The effects of graphene oxide nanoparticle additive stably dispersed in dairy scum oil biodiesel-diesel fuel blend on CI engine: performance, emission and combustion characteristics, *Fuel* 257 (2019), 116015, <https://doi.org/10.1016/j.fuel.2019.116015>. Volume.
- [93] Manzoore Elahi M. Soudagar, Nik-Nazri Nik-Ghazali, M.A. Kalam, Irfan Anjum Badruddin, N.R. Banapurmath, Mohamad Azlin Bin Ali, Sarfaraz Kamangar, Haeng Muk Cho, Naveed Akram, An investigation on the influence of aluminium oxide nano-additive and honge oil methyl ester on engine performance, combustion and emission characteristics, *Renewable Energy* Volume 146 (2020) 2291–2307, <https://doi.org/10.1016/j.renene.2019.08.025>. Pages.
- [94] Veera Gnaneswar Gude, Prafulla Patil, Edith Martinez-Guerra, Shuguang Deng, Nagamany Nirmalakhandan, Microwave energy potential for Biofuel production, *Sustainable Chemical Processes* 1 (1) (2013) 1–31.
- [95] Aminul Islam, Yun Hin Taufiq-Yap, Chi-Ming Chu, Eng-Seng Chan, Pogaku Ravindra, Studies on design of heterogeneous catalysts for Biofuel production, process safety and environmental protection 91 (1-2) (2013) 131–144.
- [96] J.Sadih Basha, R.B. Anand, Effects of alumina nanoparticles blended jatropa Biofuel fuel on working characteristics of a diesel engine, *Int. J. of Ind. Engg. & Tech* 2011 (2011) 53–62.
- [97] Khandelwal Shikha, Y.Rita Chauhan, Biofuel production from non edible-oils: a review, *Journal of Chemical and Pharmaceutical Research* 4 (9) (2012) 4219–4230.
- [98] Frisda R. Panjaitan, Shinya Yamanaka, Yoshikazu Kuga, Soybean oil methanolysis over scallop shell-derived CaO prepared via methanol-assisted dry nano-grinding, *Advanced Powder Technology* 28 (7) (2017) 1627–1635.
- [99] L.Talens Peiró, G. Villalba Méndez, E. Sciuuba, X. Gabarell i Durany, Extended exergy accounting applied to Biofuel production, *Energy* 35 (7) (2010) 2861–2869.
- [100] Rajesh Kumar, R.M. Yadav, K. Awasthi, T. Shripathi, A.S.K. Sinha, R.S. Tiwari, O. N. Srivastava, Synthesis of carbon and carbon–nitrogen nanotubes using green precursor: jatropa-derived Biofuel, *Journal of Experimental Nanoscience* 8 (4) (2013) 606–620.
- [101] Lucas A. Martín, Cecilia A. Popovich, Ana M. Martínez, Paola G.Scodelaro Bilbao, María C. Damiani, Patricia I. Leonardi, Hybrid two-stage culture of *Halophora coffeaeformis* for Biofuel production: Growth phases, nutritional stages and biorefinery approach, *Renewable Energy* 118 (2018) 984–992.
- [102] M. Rao, Srinivasa, R.B. Anand, Performance and emission characteristics improvement studies on a Biofuel fuelled DICI engine using water and AlO (OH) nanoparticles, *Applied Thermal Engineering* 98 (2016) 636–645.
- [103] Neda Vardast, Mohammad Haghghi, Sahar Dehghani, Sono-dispersion of calcium over Al-MCM-41 used as a nanocatalyst for Biofuel production from sunflower oil: Influence of ultrasound irradiation and calcium content on catalytic properties and performance, *Renewable Energy* 132 (2019) 979–988.
- [104] Kamoru A. Salam, Sharon B. Velasquez-Orta, Adam P. Harvey, A sustainable integrated in situ transesterification of microalgae for Biofuel production and associated co-product-a review, *Renewable and Sustainable Energy Reviews* 65 (2016) 1179–1198.
- [105] Esmail Khalife, Meisam Tabatabaei, Bahman Najafi, Seyed Mostafa Mirsalim, Ayat Gharehghani, Pouya Mohammadi, Mortaza Aghbashlo, et al., A novel emulsion fuel containing aqueous nano cerium oxide additive in diesel-Biofuel blends to improve diesel engines performance and reduce exhaust emissions: Part I-Experimental analysis, *Fuel* 207 (2017) 741–750.
- [106] Kosar Mozaffarikhah, Ali Kargari, Treatment of Biofuel production wastewater by a commercial nanofiltration system, *Desalination and Water Treatment* 86 (2017) 59–67.
- [107] L. Jeryraj Kumar, G. Anbarasu, T. Elangovan, Effects on nano additives on performance and emission characteristics of calophyllum inophyllum Biofuel, *International Journal of ChemTech Research* 9 (4) (2016) 210–219.
- [108] Esmail Khalife, Meisam Tabatabaei, Bahman Najafi, Seyed Mostafa Mirsalim, Ayat Gharehghani, Pouya Mohammadi, Mortaza Aghbashlo, et al., A novel emulsion fuel containing aqueous nano cerium oxide additive in diesel-Biofuel

- blends to improve diesel engines performance and reduce exhaust emissions: Part I—Experimental analysis, *Fuel* 207 (2017) 741–750.
- [109] Sharad Kumar Tripathi, Rajesh Kumar, Shashi Kant Shukla, Afifa Qidwai, Anupam Dikshit, Exploring application of nanoparticles in production of Biofuel. *Green Nanotechnology for Biofuel Production*, Springer, Cham, 2018, pp. 141–153.
- [110] Chen, J., Xiaoning Zhang, S. Yan, R. D. Tyagi, R. Y. Surampalli, and Tian C. Zhang. "Biofuel Production from Oleaginous Microorganisms with Organic Wastes as Raw Materials." (2019).
- [111] Yanli Fan, Feng Su, Kai Li, Caixia Ke, Yunjun Yan, Carbon nanotube filled with magnetic iron oxide and modified with polyamidoamine dendrimers for immobilizing lipase toward application in Biofuel production, *Scientific reports* 7 (1) (2017) 1–13.
- [112] Harish. Venu, An experimental assessment on the influence of fuel-borne additives on ternary fuel (diesel–Biofuel–ethanol) blends operated in a single cylinder diesel engine, *Environmental Science and Pollution Research* 26 (14) (2019) 14660–14672.
- [113] A. Tamilvanan, K. Balamurugan, M. Vijayakumar, Effects of nano-copper additive on performance, combustion and emission characteristics of *Calophyllum inophyllum* Biofuel in CI engine, *Journal of Thermal Analysis and Calorimetry* 136 (1) (2019) 317–330.
- [114] B. Norjannah, Hwai Chyuan Ong, H.H. Masjuki, J.C. Juan, W.T. Chong, Enzymatic transesterification for Biofuel production: a comprehensive review, *RSC advances* 6 (65) (2016) 60034–60055.
- [115] M. Ghafoori, B. Ghobadian, G. Najafi, M. Layeghi, A. Rashidi, R. Mamat, Effect of nanoparticles on the performance and emission of a diesel engine using Biofuel-diesel blend, *International Journal of Automotive & Mechanical Engineering* 12 (2015).
- [116] C.Syed Aalam, C.G. Saravanan, Biofuel production from Mahua oil via catalytic transesterification method, *International Journal of ChemTech Research* 8 (4) (2015) 1706–1709.
- [117] M. Ghanbari, G. Najafi, B. Ghobadian, T. Yusaf, A.P. Carlucci, M. Kiani Deh Kiani, Performance and emission characteristics of a CI engine using nano particles additives in Biofuel-diesel blends and modeling with GP approach, *Fuel* 202 (2017) 699–716.
- [118] Seyyed Hassan Hosseini, Ahmad Taghizadeh-Alisarai, Barat Ghobadian, Ahmad Abbaszadeh-Mayvan, Effect of added alumina as nanocatalyst to diesel-Biofuel blends on performance and emission characteristics of CI engine, *Energy* 124 (2017) 543–552.
- [119] Sahar Dehghani, Mohammad Haghighi, Sono-sulfated zirconia nanocatalyst supported on MCM-41 for Biofuel production from sunflower oil: influence of ultrasound irradiation power on catalytic properties and performance, *Ultrasonics sonochemistry* 35 (2017) 142–151.
- [120] Sónia M. Silva, Andreia F. Peixoto, Cristina Freire, HSO₃-functionalized halloysite nanotubes: New acid catalysts for esterification of free fatty acid mixture as hybrid feedstock model for Biofuel production, *Applied Catalysis A: General* 568 (2018) 221–230.
- [121] Sina Yousefi, Mohammad Haghighi, Behgam Rahmani Vahid, Facile and efficient microwave combustion fabrication of Mg-spinel as support for MgO nanocatalyst used in Biofuel production from sunflower oil: Fuel type approach, *Chemical Engineering Research and Design* 138 (2018) 506–518.
- [122] Maryam Aghilinategh, Mohammad Barati, Masood Hamadian, Supercritical methanol for one put Biofuel production from *Chlorella vulgaris* microalgae in the presence of CaO/TiO₂ nano-photocatalyst and subcritical water, *Biomass and Bioenergy* 123 (2019) 34–40.
- [123] Hamed Nayebzadeh, Mohammad Haghighi, Naser Saghatoleslami, Mohammad Tabasizadeh, Sina Yousefi, Fabrication of carbonated alumina doped by calcium oxide via microwave combustion method used as nanocatalyst in Biofuel production: Influence of carbon source type, *Energy conversion and management* 171 (2018) 566–575.
- [124] P. Jayanthi, M. Srinivasa Rao, Effects of nanoparticles additives on performance and emissions characteristics of a DI diesel engine fuelled with Biofuel, *International Journal of Advances in Engineering & Technology* 9 (6) (2016) 689.
- [125] Behgam Rahmani Vahid, Mohammad Haghighi, Javad Toghiani, Shervin Alaei, Hybrid-coprecipitation vs. combustion synthesis of Mg-Al spinel based nanocatalyst for efficient Biofuel production, *Energy Conversion and Management* 160 (2018) 220–229.
- [126] Baskar Thangaraj, Zhaohua Jia, Lingmei Dai, Dehua Liu, Wei Du, Lipase NS81006 immobilized on FeO magnetic nanoparticles for Biofuel production, *Ovidius University Annals of Chemistry* 27 (1) (2016) 13–21.
- [127] K. Kalaimurugan, S. Karthikeyan, M. Periyasamy, T. Dharmaprabakaran, Combustion analysis of CuO₂ nanoparticles addition with neochloris oleoabundans algae Biofuel on CI engine, *Materials Today: Proceedings* 33 (2020) 2573–2576.
- [128] Marcos FC Andrade, Andre LA Parussulo, Caterina GCM Netto, Leandro H. Andrade, Henrique E. Toma, Lipase immobilized on polydopamine-coated magnetite nanoparticles for Biofuel production from soybean oil, *Biofuel Research Journal* 3 (2) (2016) 403.
- [129] S. Rangabhashiyam, Bunushree Behera, Nazimdhine Aly, P. Balasubramanian, Biofuel from microalgae as a promising strategy for renewable bioenergy production—A review, *Journal of Environment & Biotechnology Research* 6 (4) (2017) 260–269.
- [130] S. Janakiraman, T. Lakshmanan, V. Chandran, Lingesan Subramani, Comparative behavior of various nano additives in a DIESEL engine powered by novel *Garcinia gummi-gutta* Biofuel, *Journal of Cleaner Production* 245 (2020), 118940.
- [131] A. Murugesan, A. Avinash, E. James Gunasekaran, A. Murugagesan, Multivariate analysis of nano additives on Biofuel fuelled engine characteristics, *Fuel* 275 (2020), 117922.
- [132] S. Manigandan, P. Gunasekar, S. Nithya, J. Devipriya, Effects of nanoadditives on emission characteristics of engine fuelled with Biofuel, *Energy Sources, Part A: Recovery, Utilization, and Environmental Effects* 42 (1) (2020) 1–9.
- [133] Suresh. Vellaiyan, Enhancement in combustion, performance, and emission characteristics of a Biofuel-fueled diesel engine by using water emulsion and nanoadditive, *Renewable Energy* 145 (2020) 2108–2120.
- [134] Swati Agarwal, Sonu Kumari, Anurag Mudgal, Suphiya Khan, Green synthesized nanoadditives in jojoba Biofuel-diesel blends: an improvement of engine performance and emission, *Renewable Energy* 147 (2020) 1836–1844.