



## King's Research Portal

*Document Version*  
Peer reviewed version

[Link to publication record in King's Research Portal](#)

*Citation for published version (APA):*

Craighead, H., Caines, A., Buttery, P., & Yannakoudakis, H. (Accepted/In press). Investigating the effect of auxiliary objectives for the automated grading of learner English speech transcriptions. In *Proceedings of the 58th Annual Meeting of the Association for Computational Linguistics*. Association for Computational Linguistics (ACL).

### **Citing this paper**

Please note that where the full-text provided on King's Research Portal is the Author Accepted Manuscript or Post-Print version this may differ from the final Published version. If citing, it is advised that you check and use the publisher's definitive version for pagination, volume/issue, and date of publication details. And where the final published version is provided on the Research Portal, if citing you are again advised to check the publisher's website for any subsequent corrections.

### **General rights**

Copyright and moral rights for the publications made accessible in the Research Portal are retained by the authors and/or other copyright owners and it is a condition of accessing publications that users recognize and abide by the legal requirements associated with these rights.

- Users may download and print one copy of any publication from the Research Portal for the purpose of private study or research.
- You may not further distribute the material or use it for any profit-making activity or commercial gain
- You may freely distribute the URL identifying the publication in the Research Portal

### **Take down policy**

If you believe that this document breaches copyright please contact [librarypure@kcl.ac.uk](mailto:librarypure@kcl.ac.uk) providing details, and we will remove access to the work immediately and investigate your claim.

# Investigating the Effect of Auxiliary Objectives for the Automated Grading of Learner English Speech Transcriptions

Hannah Craighead<sup>1\*</sup> Andrew Caines<sup>2</sup> Paula Buttery<sup>2</sup> Helen Yannakoudakis<sup>3</sup>

<sup>1</sup> Computer Laboratory, University of Cambridge, U.K. [hjc68@cl.cam.ac.uk](mailto:hjc68@cl.cam.ac.uk)

<sup>2</sup> ALTA Institute & Computer Laboratory, University of Cambridge, U.K.

[{andrew.caines|paula.buttery}@cl.cam.ac.uk](mailto:{andrew.caines|paula.buttery}@cl.cam.ac.uk)

<sup>3</sup> Dept. of Informatics, King's College London, U.K.

[helen.yannakoudakis@kcl.ac.uk](mailto:helen.yannakoudakis@kcl.ac.uk)

## Abstract

We address the task of automatically grading the language proficiency of spontaneous speech based on textual features from automatic speech recognition transcripts. Motivated by recent advances in multi-task learning, we develop neural networks trained in a multi-task fashion that learn to predict the proficiency level of non-native English speakers by taking advantage of inductive transfer between the main task (grading) and auxiliary prediction tasks: morpho-syntactic labeling, language modeling, and native language identification (L1). We encode the transcriptions with both bi-directional recurrent neural networks and with bi-directional representations from transformers, compare against a feature-rich baseline, and analyse performance at different proficiency levels and with transcriptions of varying error rates. Our best performance comes from a transformer encoder with L1 prediction as an auxiliary task. We discuss areas for improvement and potential applications for text-only speech scoring.

## 1 Introduction

The growing demand for the ability to communicate in English means that both academic and commercial efforts are increasing to provide automated tutoring and assessment systems. These educational systems address the increasing need for online resources to help students learn and to map users to the validated proficiency scales which play a critical role in securing education and work opportunities (British Council, 2013).

Language learning applications delivered through smart speakers such as Amazon Alexa and Google Home are a novel form of educational technology. These offer obvious benefits to users in terms of immediacy, interaction and

convenience. However, it remains challenging for application providers to assess language content collected through these means. Audio recordings are not returned to the developers for privacy reasons: instead only text responses are returned, the output of automated speech recognition (ASR) systems. This sets a new task in educational applications: the automated proficiency assessment of speech based on transcriptions alone. In this paper we report on our efforts to grade learner English transcriptions obtained from ASR systems, comparing a feature-rich baseline with neural networks trained on multi-task objectives.

To assess spontaneous speech, automated grading systems tend to use a combination of features extracted from the audio recording and the transcription resulting from ASR. For instance, SpeechRater<sup>TM</sup> by the Educational Testing Service uses text-based features based on frequency counts and lexical unigrams – among others, the number of word tokens per second, the length of interpausal units in words, the vocabulary size normalized by recording duration – and score predictions are made using linear regression (Zechner et al., 2007, 2009; Higgins et al., 2011).

However, without the audio recordings, proficiency scoring must be performed based on the text alone. Thus robust methods for text-only speech scoring need to be developed to ensure the reliability and validity of educational applications in scenarios such as smart speakers. Relatively few automated speech graders use neural approaches that incorporate text-based features from transcripts. Chen et al. (2018) used a linear regression model on the concatenated high-level representation outputs of two separate RNNs for sequential audio and text inputs; Qian et al. (2018) use a bi-directional RNN which uses word embeddings concatenated with an encoding of the given prompt and an attention mechanism over all tokens to predict grades.

---

\* Currently at Google U.K.

In this work, we address the task of automatically grading the language proficiency of spontaneous speech based on ASR transcriptions only, and seek to investigate the extent to which current state-of-the-art neural approaches to language assessment are effective for the task at hand. Specifically, we make the following contributions:

1. We develop a multi-task framework that leverages inductive transfer between our main task (grading spoken language proficiency) and auxiliary objectives – predicting morpho-syntactic labels, the learner’s first (‘native’) language (L1) and language modeling (LM).
2. We investigate the performance of two encoder types for the speech scoring task: bi-directional recurrent neural networks, and bi-directional representations from transformers.
3. We analyze model performance under different conditions: namely, with and without filled pauses included in the transcriptions, with varying rates of word error in the ASR transcriptions, and according to the proficiency of the student response.
4. We make our code publicly available for others to use for benchmarking and replication experiments.<sup>1</sup>

In contrast to feature-based scoring, we instead train neural networks on ASR transcriptions which are labeled with proficiency scores assigned by human examiners, and guide the networks with objectives that prioritize language understanding. To the best of our knowledge, there has been no previous work using text-based auxiliary training objectives in automated speech grading systems.

## 2 Related Work

Automated grading of student responses to exam questions until recently tended to adopt feature-based approaches to score prediction, for instance using distinctive word or part-of-speech  $n$ -grams (Page and Paulus, 1968; Attali and Burstein, 2004; Bhat and Yoon, 2015; Sakaguchi et al., 2015), as well as grammatical errors and phrase-structure rules (Yannakoudakis et al., 2011; Andersen et al.,

<sup>1</sup><https://github.com/hcraighead/automated-english-transcription-grader>; the corpus we work with is not publicly available as it is private exams data, but the code repository allows you to work with any set of English texts and proficiency scores.

2013). More recently, word and character embeddings have served as input to deep neural network models, with a final regression layer predicting the score (Alikaniotis et al., 2016; Taghipour and Ng, 2016; Dong et al., 2017; Jin et al., 2018). The advantage of the latter approach is the relative ease of data pre-processing since text representations are learned through distributional methods rather than hand-crafted features.

The field of NLP has seen advances recently thanks to a shift from fixed word embeddings to contextualized representations such as ELMo (Peters et al., 2018) and those which can be obtained from large transformer models such as BERT (Devlin et al., 2019). Similarly in text scoring, some have incorporated contextualized word embeddings to improve performance (Nadeem et al., 2019). We now apply such approaches to the grading of spoken transcriptions in a scenario where the audio, or information derived from it, is not available. In other words the task is analogous to essay scoring except for the presence of characteristic speech features such as false starts, repetitions and filled pauses (Moore et al., 2015; Carter and McCarthy, 2017).

This poses a particular challenge as most models used in data pre-processing and representation learning have been trained on written not spoken texts (Caines et al., 2017). Furthermore, most existing approaches to speech grading do have access to audio features, and indeed extract a large number of prosodic or duration-based features (Zechner et al., 2009; Higgins et al., 2011; Loukina et al., 2017; Wang et al., 2018a). Prosodic and phonological features extracted from the audio and ASR model are undoubtedly useful for human assessment of speech proficiency and for providing feedback.

On the other hand, previous work suggests that models trained solely on ASR text-based features are competitive with those using only acoustic features or a combination of the two (Loukina and Cahill, 2016). Their interpretation of these results was that the transcription offers some proxy information for prosodic and phonological performance – for instance the presence of hesitation and silence markers, the number of word tokens in the transcription, and the transcription errors which might arise from mispronunciations.

We instead allow our models to learn from auxiliary (morpho-syntactic and other) tasks: multi-task learning has been shown to help in automated essay

	<b>Train</b>	<b>Valid</b>	<b>Test</b>	<b>Total</b>
Candidates	691	297	225	1213
Transcriptions	4,589	1,982	1488	8,059
Total words	205,311	91,224	67,832	343,367
Mean response length (words)	44.7	46.0	45.6	42.6

Table 1: Training, validation and test split statistics.

scoring (Cummins and Rei, 2018) and grammatical error detection of learner English essays (Rei and Yannakoudakis, 2017), whilst information about a learner’s native language has been shown to help in error detection for English and the grading of Norwegian essays (Rozovskaya and Roth, 2011; Johan Berggren et al., 2019). Furthermore, multi-task learning objectives can allow the model to learn more general features of language and composition, and a much richer set of representations (Sanh et al., 2019), without relying on the availability of any external linguistic tools or annotations at inference time.

### 3 Data

We train our models using spoken responses collected from candidates taking Cambridge Assessment’s BULATS examination<sup>2</sup>. The spoken section of the BULATS exam tests candidates’ proficiency in business English through monologue responses to a series of prompts. The candidate may speak for up to one minute in each response and we include only the prompts which invite spontaneous responses (we exclude the prompts which require reading aloud of given sentences, and prompts asking for personal information about the candidates). There are seven such prompts in each exam. Forty-six unique versions of the BULATS exam are represented in the training and test sets, meaning that there are 322 unique prompts ( $7 * 46$ ).

Each response has been assigned a score between 0 and 6 by expert human examiners, with scoring increments of .5 available and with each whole integer mapping to a proficiency level on the Common European Framework of Reference for Languages (CEFR): a fail (score of 0), beginner (scores of 1, 2: A1 and A2); intermediate (scores 3, 4: B1 and B2); advanced (scores 5, 6: C1 and C2).

Examiners are required to consider five attributes of each candidate’s speaking proficiency: pronun-

ciation, hesitation, language resource, coherence and task achievement. In the transcription-only scenario, we cannot assess the first component, have only a proxy for the second in terms of filled pause occurrence (‘umm’, ‘err’, *etc*), but still have access to the other three components through the ASR transcriptions.

Our data comes from 1213 exam candidates with six first languages in approximately uniform distribution: Arabic, Dutch, French, Polish, Thai and Vietnamese. The distribution of candidates over proficiency levels is approximately normal, with a peak over the intermediate scores (Figure 1). The train/validation/test split across candidates is roughly 55 : 25 : 20 as detailed by Table 1.

Each candidate’s recordings are transcribed by a teacher–student ASR system with a lattice-free maximum-mutual-information acoustic model (Kanda et al., 2017). The teacher–student training procedure uses Kullback–Leibler divergence between the word sequence posteriors from the student model and a teacher ensemble as the loss function (Wong and Gales, 2016). The result is a computationally efficient ASR system, as the student is able to decode in a single run to a similar level of performance as an ensemble decoder requiring multiple runs (Hinton et al., 2014). There is more information about the ASR system in Wang et al. (2018b).

We also evaluate performance on manual transcriptions of the test set, in order to assess the impact of ASR errors on our models. A native speaker of English was asked to transcribe the recordings as faithfully as possible to include hesitations, disfluencies and partial words. A subset of 230 recordings were transcribed by a second native speaker: inter-annotator agreement on this subset is high (Cohen’s  $\kappa = .898$ ). Compared against the annotator’s manual transcriptions, the word error rate of the ASR is 19.5% overall, but with variance from 32% for speakers with a score of 1, to 15% for speakers with scores 5 and 6.

To be able to predict morpho-syntactic labels,

<sup>2</sup><https://www.cambridgeenglish.org/exams-and-tests/bulats>; now discontinued and replaced by the Linguaskill Business exam.

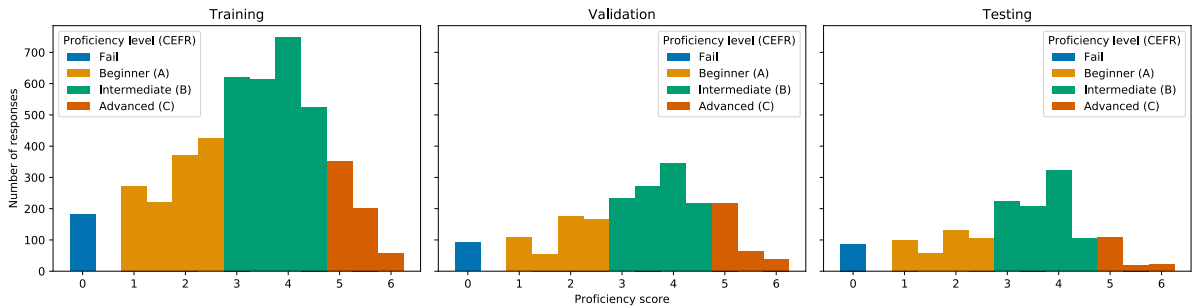


Figure 1: Distribution of proficiency scores in the training and test sets.

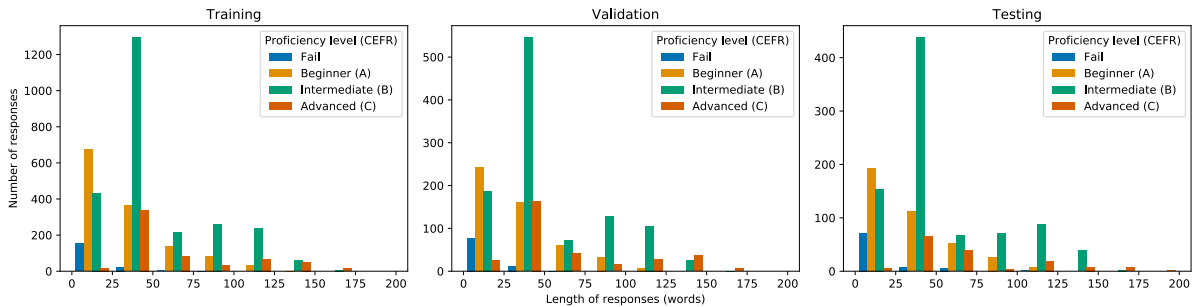


Figure 2: Transcription length distributions at different proficiency levels.

we parse the data using UDPipe (Wijffels, 2018), trained on the Universal Dependencies (UD) English Web Treebank 2.4 made up of 255k words and 16.6k sentences from weblogs, newsgroups, emails, reviews, and Yahoo! answers (Silveira et al., 2014).

We use UDPipe to automatically generate Penn Treebank part of speech (POS) tags (Taylor et al., 2003) and UDs (Nivre et al., 2016) for our training data. Filled pauses were excluded before parsing, so that they would not affect the parse of other words in the transcription, but were then re-inserted with null parse values, in case they serve as a useful signal to the language proficiency models.

Transcriptions were parsed as whole units: we did not attempt to delimit speech-units. For the most part this results in fairly lengthy, but not impractically long, word sequences. The ASR transcriptions are on average 44 word tokens long ( $\sigma = 33.0$ ), with a minimum of 2 tokens, a maximum of 179, and 50% of the texts being between 23 and 54 tokens long. As seen in Figure 2, the distribution of transcription length differs according to proficiency level: the failing grades tend to be very short responses, the beginner level responses are a little longer, and the bulk of intermediate responses are between 25 and 50 tokens long (recordings are between 20 and 60 seconds duration).

#### 4 Model architecture

The speech grader<sup>3</sup> takes a sequence of token embeddings  $[x_1, \dots, x_n]$  as input and predicts a proficiency level score. Tokens are first converted to vector representations  $x_t$ , and then passed through an encoder. We trial two different encoders: a bi-directional LSTM (Hochreiter and Schmidhuber, 1997) and BERT (Devlin et al., 2019). The encoding is passed through the prediction head, a series of linear layers and activation functions, where the final activation function is bound to the scoring scale (0-6). The model uses mean squared error (MSE) as the loss function  $E_{score}$  for the main task.

**LSTM encoder** The bi-directional LSTM encoder uses the word-level tokenization provided by UDPipe. For each token, the hidden states of the two LSTMs are concatenated, creating a context-aware hidden state  $h_t = [\vec{h}_t; \overleftarrow{h}_t]$ . The hidden layers that are formed at the final timesteps of the bi-directional LSTM ( $h_1, h_n$ ) are concatenated for the scoring prediction head.

**BERT encoder** The BERT encoder uses a pre-trained model checkpoint and tokenizer, specifically *bert-base-uncased*, provided by the HuggingFace Transformer library (Wolf et al., 2019).

<sup>3</sup>All of our models were built using PyTorch (Paszke et al., 2019).



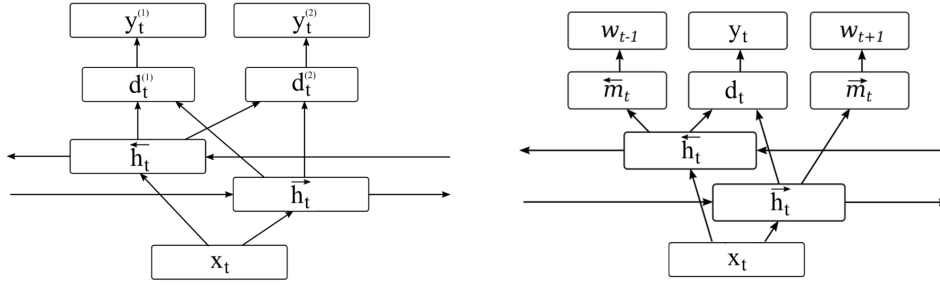


Figure 3: Encoder architecture of automated speech grader using a bi-directional LSTM for one time step  $t$ : two auxiliary objective architecture (GR and POS) on the left; LM objective architecture on the right.

BERT’s tokenizer uses the WordPiece model (Zhang, 2016), resulting in a much larger vocabulary than the LSTM encoder. BERT embeddings are extracted from a transformer trained with a masked LM objective: a percentage of input tokens are masked and then the network learns to predict the masked tokens. BERT is also trained with a second objective: given two input sequences, it predicts whether one sequence directly follows another. A sequence level embedding is produced by pooling the hidden states of the special first token, [CLS], resulting in a 768 dimensional embedding.

**Auxiliary objectives** We further extend the model to incorporate auxiliary objectives, and experiment with four different tasks: language modelling (LM), native language prediction (L1), POS-tagging, and UD prediction where we predict the UD type of a dependent with its head (see Section 3). These auxiliary objectives are based on previous work indicating that learning to make such predictions aids in tasks such as essay scoring and grammatical error detection (Cheng et al., 2015; Rei and Yannakoudakis, 2017; Cummins and Rei, 2018; Johan Berggren et al., 2019; Bell et al., 2019).

Specifically, for the last three tasks, we predict a label  $y$  per word  $x_t$  (Figure 3; left). Each task  $s$  is assigned an individual prediction head, identical to the scoring head described above, followed by a softmax layer that produces a probability distribution over the set of output labels to replace the bounded scoring activation function. When using BERT, our model only predicts labels for auxiliary objectives on the first token of a word, in an identical fashion to Devlin et al. (2019)’s evaluation of BERT on named entity recognition.

The LM objective is implemented differently for each model. The LSTM (Figure 3; right), has two additional hidden layers (Rei, 2017):  $\vec{m}_t = \tanh \vec{W}_l \vec{h}_t$  and  $\overleftarrow{m}_t = \tanh \overleftarrow{W}_l \overleftarrow{h}_t$ , where  $\vec{W}_l$  and

	LM	L1	POS	UD
LSTM	0.1	0.01	0.005	0.001
BERT	0.05	0.5	0.1	0.01

Table 2: Weighting values for auxiliary objectives scores for the LSTM and BERT encoders.

$\overleftarrow{W}_l$  are direction-specific weight matrices. The surrounding tokens  $w_{t-1}$  and  $w_{t+1}$  are then predicted based on each hidden state using a softmax output layer. In contrast, the BERT model implements the same masked language modeling objective as utilized during pre-training. We implement this identically to Devlin et al. (2019): 15% of tokens in the sequence are randomly selected to be masked, and of those, 80% are masked, 10% are replaced with another token and 10% are unchanged. The loss is only computed over the selected tokens. Note that filled pauses are not utilized for auxiliary objectives.

The overall loss function  $E$  is adapted using a similar approach to Cummins and Rei (2018): a weighted sum of the scoring loss (main task)  $E_{score}$  and the auxiliary task losses  $E_{aux}$ , where  $T$  is the total number of auxiliary tasks. All of the auxiliary tasks use cross-entropy loss where  $y_{x,l}$  is the predicted probability of token  $x$  having label  $l$ , and  $\tilde{y}_{x,l}$  has the value 1 when  $l$  is the correct label for token  $x$  and 0 otherwise.

$$E_{aux} = -\frac{1}{T} \sum_{t=1}^T \sum_{l=1}^L \tilde{y}_{t,l} \log(y_{t,l}) \quad (1)$$

$$E = (1 - \alpha) \times E_{score} + \alpha \times E_{aux} \quad (2)$$

Model hyper-parameters are tuned based on MSE on the validation set. The model is optimized using Adam (Kingma and Ba, 2014), with a learning rate of 0.001 that linearly decreases during training, for 3-5 epochs (when trained with no,

	<b>RMSE</b>	<b>PCC</b>	$\leq 0.5$	$\leq 1.0$	<b>RMSE</b>	<b>PCC</b>	$\leq 0.5$	$\leq 1.0$
Baseline	1.086	0.685	50.7	82.1	1.086	0.685	50.7	82.1
	<b>LSTM</b>				<b>BERT</b>			
<b>Task</b>	<b>RMSE</b>	<b>PCC</b>	$\leq 0.5$	$\leq 1.0$	<b>RMSE</b>	<b>PCC</b>	$\leq 0.5$	$\leq 1.0$
Scoring	1.022	0.681	39.496	69.530	0.921	0.762	45.060	75.134
+LM	1.011 <sup>†</sup>	0.689 <sup>†</sup>	40.282 <sup>†</sup>	70.289 <sup>†</sup>	0.910	0.767	<b>45.665</b>	76.169
+L1	1.014	0.687	39.812	69.765	<b>0.908</b>	<b>0.769<sup>†</sup></b>	45.659	76.310
+POS	<b>1.006<sup>†</sup></b>	<b>0.693<sup>†</sup></b>	40.074	<b>70.356<sup>†</sup></b>	0.918	0.763	44.892	75.383
+UD	1.010 <sup>†</sup>	0.689 <sup>†</sup>	39.872 <sup>†</sup>	70.309	0.920	0.762	44.940	<b>75.336</b>
Combo	<b>1.005<sup>†</sup></b>	0.690 <sup>†</sup>	<b>40.390<sup>†</sup></b>	70.114 <sup>†</sup>	-	-	-	-

Table 3: Evaluation of the baselines, LSTM and BERT encoders for speech grading, with a single-task scoring objective and various auxiliary tasks (LM: language modeling, L1: native language identification, POS: part-of-speech tagging, UD: Universal dependency relations, Combo: POS+UD+L1). † indicates significant difference (paired t-test,  $\alpha = 0.05$ ) compared to the single-task scoring model.

a single, or multiple auxiliary objectives respectively). Responses are processed in batches of 8 and are padded/truncated to a length of 128. LSTM token embeddings of size 300 are randomly initialized and fine-tuned during training.<sup>4</sup> The LSTM has 3 hidden layers with hidden state sizes of 256 for each direction. Weightings for each of the auxiliary objectives were selected by evaluation on the validation set and are outlined in Table 2.

**Baseline model** Our baseline approach is a feature-based model of the type which has been used in previous research (Vajjala and Rama, 2018; Yannakoudakis et al., 2018). Specifically, we train a linear regression model and use as features tf-idf weighted word and POS  $n$ -grams (up to tri-grams), grammatical constructions extracted from the phrase-structure trees, the length of the transcript, and the number of errors, estimated by counting the number of trigrams that are absent from a large background corpus of correct English (Ferraresi et al., 2008).

**Evaluation** Our primary metric is root-mean-square error (RMSE), which results in real valued average distances from the gold standard examiner scores on our 0–6 scale.

For each model we also report Pearson’s correlation coefficient with the true scores and the percent of predictions which are within a half or one score from the reference score ( $\leq 0.5$  and  $\leq 1.0$ ). These can be thought of as tolerable error thresholds where being out-by-two can have severe consequences for the student (for example, affecting employment or education prospects). Bear in

<sup>4</sup>Initial experiments showed that fixed pre-trained word embeddings such as GloVe (Pennington et al., 2014) do not improve performance further.

mind that human examiners are thought to correlate on proficiency scoring at about 0.8, and that most exams are graded by a single examiner, and the idea of tolerable error becomes relevant to human as well as machine scoring. It would be a useful exercise to collect within 0.5 and within 1.0 scores from human examiners.

## 5 Results

We ran a series of experiments to analyze the impact that data pre-processing and encoder design have on the performance of our automated speech grader. All results presented are computed over 10 repetitions, include filled pause information and use an ASR system with a WER of 19.5% (see Section 3) unless otherwise stated.

### 5.1 Encoder

Table 3 compares the results for the two different encoders: LSTM and BERT. Using BERT significantly increases the performance of the speech grader, RMSE reduces by approximately 0.1 and the number of responses graded within 0.5 or 1 point of examiner provided score increases by approximately 5.5%.

### 5.2 Auxiliary objectives

Our results, in Table 3, indicate that certain auxiliary objectives can improve the performance of our automated speech grader. The LSTM gains significantly when applying multi-task learning from POS, UD or LM prediction tasks. It is also possible that these objectives help to account for errors in ASR by identifying instances where the expected word or morpho-syntactic label differs from the provided input.

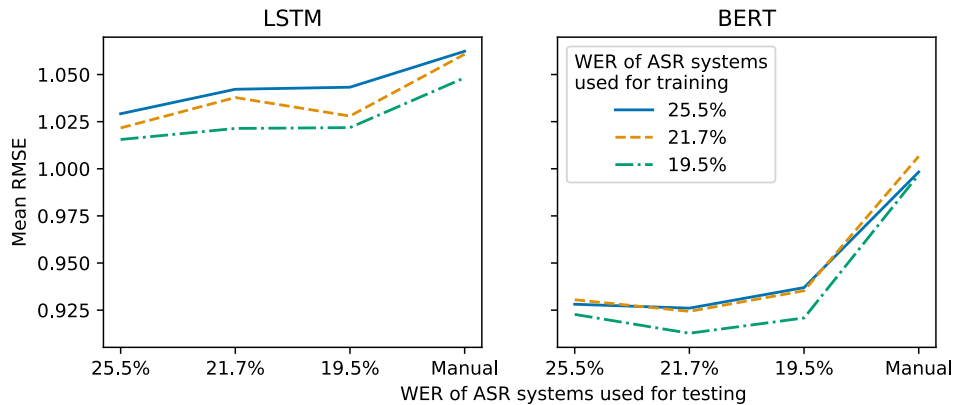


Figure 4: RMSE of LSTM and BERT speech graders trained and tested on ASR systems of decreasing WER.

We also trained models for all possible combinations of auxiliary objectives. While several of these were significantly better than the scoring only model, only one, LSTM with POS+UD+L1 (‘combo’), produced better results than the best performing single task model. These results were not significantly better than the single-task POS prediction model, though we did not explore tuning the alpha weighting values for the combination models.

In contrast, BERT only receives a significant improvement in grading ability when using the L1 prediction task. Since BERT already has linguistic knowledge from external pre-training, it is likely that the L1 prediction helps to identify mistakes that are typical of particular L1 learners and the level of proficiency these errors equate to. No combinations of auxiliary objectives led to any improvement for the BERT encoder.

### 5.3 Impact of ASR performance

To investigate the impact that ASR system quality has on an automated speech grader, we train models using output from ASR systems with varying word error rates. We then evaluate these models on output from each ASR system to analyze the grader’s dependence on the word error idiosyncrasies of the system used during training. We also evaluate on manual transcriptions provided by annotators. The ASR systems have WER’s of 25.5%, 21.7% and 19.5% on the test set.

Figure 4 shows, as expected, that training a speech grader with data from an ASR system with lower word error rates produces better results. However, it is interesting to note that this holds true even when evaluating with data from inferior ASR systems. These results suggest that the speech

grader is relatively invariant to the quality of the ASR it is being evaluated on within the range of word error rates we have tested. Difference in ASR quality has a bigger influence on the RMSE when using an LSTM encoder compared to a BERT encoder. BERT’s tolerance for errors in input makes sense when considering that one of its training objectives attempts to recover the ground truth after the input is perturbed.

Interestingly, both models perform poorly on manually transcribed data. A contribution to this is the quality of the manual transcriptions themselves, which will have an error rate far below those of the ASR systems. Moreover, three fundamental differences in transcription format are that the human transcriber has access to an ‘unclear’ token for occasions where the audio quality is poor or the candidate’s voice is obscured: the ASR on the other hand will attempt to transcribe such portions of the audio with real words from the vocabulary. Secondly, there are many more filled pauses in the human transcriptions than in the ASR: in total 9% of word tokens are filled pauses in the manual transcription, versus 5.1% for the best ASR.

Thirdly, the manual transcriptions are about 7% longer than the machine transcriptions, a consequence of the human transcribers more accurately picking up details in the audio recording, and transcribing more words than the ASR systems. All these differences mean that the manual transcriptions are quite different from the ASR transcriptions the speech graders are trained on, therefore the models perform less well.

### 5.4 Impact of filled pauses

Though this task aims to utilize only textual features to perform automated speech grading, limited



	LSTM model				BERT model			
	Test data				Test data			
	With FPs		FPs removed		With FPs		FPs removed	
Training data	RMSE	PCC	RMSE	PCC	RMSE	PCC	RMSE	PCC
With FPs	1.022	0.681	1.026	0.681	0.921	0.762	0.926 <sup>†</sup>	0.761
FPs removed	-	-	<b>1.021</b>	<b>0.682</b>	-	-	<b>0.917</b>	<b>0.762</b>

Table 4: Evaluation of the LSTM (left) and BERT (right) single-task scoring models with filled pauses retained in the training and test sets (With FPs) and when they are filtered out (FPs removed). † indicates significant difference (paired  $t$ -test,  $\alpha = 0.05$ ) compared to the default result with FPs in train and test.

Score	Baseline			LSTM Combo			BERT+L1		
	RMSE	$\leq 0.5$	$\leq 1.0$	RMSE	$\leq 0.5$	$\leq 1.0$	RMSE	$\leq 0.5$	$\leq 1.0$
0	2.180	0.0	17.6	1.920	3.5	27.6	1.660	10.3	48.3
1	1.400	8.0	69.0	1.220	24.0	54.0	1.170	31.0	53.0
2	1.040	38.9	80.0	1.000	34.4	69.9	1.000	31.7	64.5
3	0.824	57.8	90.3	0.850	44.1	73.9	0.788	48.6	79.6
4	0.721	68.4	94.0	0.756	53.3	82.7	0.735	56.3	86.2
5	0.950	52.1	83.1	0.867	41.8	77.0	0.677	59.2	87.8
6	1.710	21.4	33.3	1.530	4.8	14.3	1.210	14.3	47.6

Table 5: Performance of the baseline, LSTM combo and BERT+L1 models at different proficiency levels, RMSE and within 0.5, within 1.0 percentages.

fluency information is available via the filled pause tokens output by the ASR system. These tokens are inserted into a transcription when the ASR has recognized one of a finite set of forms such as, ‘err’, ‘umm’, *etc.* We examine the dependence of our automated speech graders on filled pauses to accurately predict proficiency in two ways. Firstly, we train and evaluate models without filled pause information. Secondly, we evaluate models trained with filled pause information on the test set with filled pause information removed.

Removing filled pause tokens when training and evaluating produced better results for both speech grader models, but not significantly so (Table 4). However, when evaluating a model trained with filled pause information on ASR output excluding filled pauses, the BERT model significantly worsens (RMSE 0.926 versus 0.921). This suggests that filled pauses only add noise to the training process, and that they should be excluded before auto-marking takes place.

We further inspected the occurrence of filled pauses in the training and test sets, and found no strong correlation between the filled pause frequencies in the transcriptions and the gold scores awarded by the examiner ( $\rho = -0.0268$ ). This either indicates that the candidates hesitate as much as each other no matter their proficiency level, per-

haps due to the pressure of an exam setting or the task of spoken monologues in a second language, or it indicates that filled pauses are a ubiquitous feature of spoken language used for planning and discourse management purposes (Maclay and Osgood, 1959; Clark and Fox Tree, 2002; Tottie, 2019). In any case, by removing them from the transcriptions, both the LSTM and BERT models are better able to assign a proficiency level to the text.

### 5.5 Proficiency level performance analysis

To assess the performance of the baseline against our best LSTM combo and BERT+L1 models at different proficiency levels, we treated our seven integer scores (from 0 to 6) as classes, rounding .5 scores up, and evaluated RMSE, within 0.5 and within 1.0 on a per-level basis (Table 5). Recall that 0 maps to a failing grade, scores of 1 and 2 are classed as beginner, 3 and 4 as intermediate proficiency, and 5 – 6 as an advanced learner of English.

We see that the baseline performs relatively well largely because of strong performance in the range 2 to 4 where its RMSE is almost as low as those for BERT+L1, and its within 0.5 and 1.0 percentages are higher. This is because the baseline largely predicts scores in that range, 2 to 4 (90% of its predictions), whereas we see a greater spread of

scores predicted by the LSTM and BERT models and consequent improvements at the edges of the scoring range. RMSE generally decreases as we move from the baseline to LSTM combo to BERT+L1. BERT+L1 is much better than LSTM combo at predicting scores of 0, performs about the same for scores of 1 and 2, and then improves again towards the upper end of the scoring scale.

Even with BERT+L1 there is variance in performance by proficiency level. The most difficult to grade accurately are those responses at the top and bottom of the scoring scale. This seems more a reflection of the distribution of training data we obtained, rather than an inherent linguistic difficulty in identifying low or high performance English: the bulk of training instances are between 3 and 5 (Figure 1), and it is possible that the models drift towards the central grades as an example of more conservative learning. This merits further investigation in future, either by data down-sampling to balance the training distribution, or artificial error generation to up-sample the edge cases.

## 6 Conclusion

We presented an effective approach to grading spontaneous speech based on ASR transcriptions only, without direct access to the audio recording or features derived from it. Our best performing model involves a BERT encoder with first language prediction as an auxiliary task. We showed that this model improves on alternative LSTM-based models, and over a feature-rich baseline, by better predicting scores at the edges of the proficiency scale, while also offering (smaller) gains at the central points on the scale. Its error is on average less than 1, and 76% of its predictions are within 1 grade of the examiners' gold scores.

We recognise that without the audio signal, some information is lost that would be useful for speech assessment – namely prosodic and phonemic features – but that assessment on transcriptions alone has a use case in educational technology for home assistants. Furthermore such applications may become increasingly relevant as organisations reduce the types of data they collect from the end user due to privacy concerns. Further work should be undertaken in terms of scoring validity and the robustness of such an approach, before such models are applied to any 'high stakes' (i.e. exam) scenario, as opposed to the kind of at-home practice apps we have discussed in this paper.

We also showed that the models improve as they are trained on increasingly accurate ASR transcriptions, though performance deteriorates when they are evaluated on manual transcriptions. We surmise that this is because of stylistic differences in the machine and human transcriptions, and that adaptation of the models to manual transcriptions will help mitigate the drop in performance.

Additional experiments indicated that the removal of filled pauses from the transcriptions was beneficial to the scoring models, and that scoring performance is best for the middle grades of the scoring range. Further research is needed to improve machine assessment at the upper and lower ends of the scoring scale, although these are the scores for which the least training data exists. Therefore future work could include different sampling methods, generation of synthetic data, or training objectives which reward models which are less conservatively drawn to the middle of the scoring scale.

Finally, we acknowledge that speaking proficiency in a second language is a multi-faceted construct made up of more than the features which can be drawn from transcriptions (Galaczi et al., 2011; Lim, 2018). For instance, the speaker's prosody, pronunciations and disfluencies are also contributing factors. However, given the text-only constraints faced by third-party application developers for home assistants, the proficiency assessment models we present in this work allow for progress in providing low-stakes assessment and continuous practice for language learners, with the caveat that fuller speaking skills should be taught and assessed with the complete construct in mind.

## Acknowledgements

This paper reports on research supported by Cambridge Assessment, University of Cambridge. We thank Kate Knill of the Engineering Department, University of Cambridge for access to the BULATS datasets, as well as Manny Rayner and Nikolaos Tsourakis at the University of Geneva for helpful discussion. We also thank the NVIDIA Corporation for the donation of the Titan X Pascal GPU used in this research. The first author was funded by the Searle Fund, the Benson & Carslaw Fund, and Emmanuel College, Cambridge.

## References

- Dimitrios Alikaniotis, Helen Yannakoudakis, and Marek Rei. 2016. [Automatic text scoring using neural networks](#). In *Proceedings of the 54th Annual Meeting of the Association for Computational Linguistics (ACL)*.
- Øistein E. Andersen, Helen Yannakoudakis, Fiona Barker, and Tim Parish. 2013. [Developing and testing a self-assessment and tutoring system](#). In *Proceedings of the Eighth Workshop on Innovative Use of NLP for Building Educational Applications*.
- Yigal Attali and Jill Burstein. 2004. Automated essay scoring with e-rater® v. 2.0. *ETS Research Report Series*, 2004(2):i–21.
- Samuel Bell, Helen Yannakoudakis, and Marek Rei. 2019. Context is key: Grammatical error detection with contextual word representations. In *Proceedings of the Fourteenth Workshop on Innovative Use of NLP for Building Educational Applications*, pages 103–115.
- Suma Bhat and Su-Youn Yoon. 2015. Automatic assessment of syntactic complexity for spontaneous speech scoring. *Speech Communication*, 67:42–57.
- British Council. 2013. The English effect: the impact of English, what it’s worth to the UK and why it matters to the world.
- Andrew Caines, Michael McCarthy, and Paula Buttery. 2017. [Parsing transcripts of speech](#). In *Proceedings of the First Workshop on Speech-Centric Natural Language Processing*.
- Ronald Carter and Michael McCarthy. 2017. Spoken grammar: where are we and where are we going? *Applied Linguistics*, 38:1–20.
- Lei Chen, Jidong Tao, Shabnam Ghaffarzadegan, and Yao Qian. 2018. End-to-end neural network based automated speech scoring. In *2018 IEEE International Conference on Acoustics, Speech and Signal Processing (ICASSP)*.
- Hao Cheng, Hao Fang, and Mari Ostendorf. 2015. [Open-domain name error detection using a multi-task RNN](#). In *Proceedings of the 2015 Conference on Empirical Methods in Natural Language Processing*.
- Herbert Clark and Jean Fox Tree. 2002. Using uh and um in spontaneous speaking. *Cognition*, 84:73–111.
- Ronan Cummins and Marek Rei. 2018. Neural multi-task learning in automated assessment. *arXiv preprint arXiv:1801.06830*.
- Jacob Devlin, Ming-Wei Chang, Kenton Lee, and Kristina Toutanova. 2019. [BERT: Pre-training of deep bidirectional transformers for language understanding](#). In *Proceedings of the 2019 Conference of the North American Chapter of the Association for Computational Linguistics: Human Language Technologies, Volume 1 (Long and Short Papers)*.
- Fei Dong, Yue Zhang, and Jie Yang. 2017. [Attention-based recurrent convolutional neural network for automatic essay scoring](#). In *Proceedings of the 21st Conference on Computational Natural Language Learning (CoNLL 2017)*.
- Adriano Ferraresi, Eros Zanchetta, Marco Baroni, and Silvia Bernardini. 2008. Introducing and evaluating ukWaC, a very large web-derived corpus of English. In *Proceedings of the 4th Web as Corpus Workshop (WAC-4) Can we beat Google*, pages 47–54.
- Evelina D. Galaczi, Angela ffrench, Chris Hubbard, and Anthony Green. 2011. [Developing assessment scales for large-scale speaking tests: a multiple-method approach](#). *Assessment in Education: Principles, Policy & Practice*, 18(3):217–237.
- Derrick Higgins, Xiaoming Xi, Klaus Zechner, and David Williamson. 2011. A three-stage approach to the automated scoring of spontaneous spoken responses. *Computer Speech & Language*, 25(2):282–306.
- Geoffrey Hinton, Oriol Vinyals, and Jeffrey Dean. 2014. Distilling the knowledge in a neural network. In *Proceedings of the NeurIPS Deep Learning and Representation Learning Workshop*.
- Sepp Hochreiter and Jürgen Schmidhuber. 1997. Long short-term memory. *Neural computation*, 9(8):1735–1780.
- Cancan Jin, Ben He, Kai Hui, and Le Sun. 2018. [TDNN: A two-stage deep neural network for prompt-independent automated essay scoring](#). In *Proceedings of the 56th Annual Meeting of the Association for Computational Linguistics (Volume 1: Long Papers)*.
- Stig Johan Berggren, Taraka Rama, and Lilja Øvrelid. 2019. [Regression or classification? automated essay scoring for Norwegian](#). In *Proceedings of the Fourteenth Workshop on Innovative Use of NLP for Building Educational Applications*.
- Naoyuki Kanda, Yusuke Fujita, and Kenji Nagamatsu. 2017. Investigation of lattice-free maximum mutual information-based acoustic models with sequence-level Kullback-Leibler divergence. In *Proceedings of the IEEE Automatic Speech Recognition and Understanding Workshop (ASRU)*.
- Diederik P Kingma and Jimmy Ba. 2014. Adam: A method for stochastic optimization. In *International Conference on Learning Representations*.
- Gad S. Lim. 2018. [Conceptualizing and operationalizing second language speaking assessment: Updating the construct for a new century](#). *Language Assessment Quarterly*, 15(3):215–218.
- Anastassia Loukina and Aoife Cahill. 2016. [Automated scoring across different modalities](#). In *Proceedings of the 11th Workshop on Innovative Use of NLP for Building Educational Applications*.

- Anastassia Loukina, Nitin Madnani, and Aoife Cahill. 2017. [Speech-and text-driven features for automated scoring of english speaking tasks](#). In *Proceedings of the Workshop on Speech-Centric Natural Language Processing*.
- Howard Maclay and Charles Osgood. 1959. Hesitation phenomena in spontaneous English speech. *Word*.
- Russell Moore, Andrew Caines, Calbert Graham, and Paula Buttery. 2015. Incremental dependency parsing and disfluency detection in spoken learner English. In *Proceedings of the 18th International Conference on Text, Speech and Dialogue (TSD)*. Berlin: Springer-Verlag.
- Farah Nadeem, Huy Nguyen, Yang Liu, and Mari Ostendorf. 2019. [Automated essay scoring with discourse-aware neural models](#). In *Proceedings of the Fourteenth Workshop on Innovative Use of NLP for Building Educational Applications*.
- Joakim Nivre, Marie-Catherine De Marneffe, Filip Ginter, Yoav Goldberg, Jan Hajic, Christopher D Manning, Ryan T McDonald, Slav Petrov, Sampo Pyysalo, Natalia Silveira, et al. 2016. Universal Dependencies v1: A multilingual treebank collection. In *Proceedings of LREC*.
- Ellis B Page and Dieter H Paulus. 1968. The analysis of essays by computer. final report.
- Adam Paszke, Sam Gross, Francisco Massa, Adam Lerer, James Bradbury, Gregory Chanan, Trevor Killeen, Zeming Lin, Natalia Gimelshein, Luca Antiga, Alban Desmaison, Andreas Köpf, Edward Yang, Zach DeVito, Martin Raison, Alykhan Tejani, Sasank Chilamkurthy, Benoit Steiner, Lu Fang, Junjie Bai, and Soumith Chintala. 2019. [PyTorch: An imperative style, high-performance deep learning library](#). In *Proceedings of NeurIPS*.
- Jeffrey Pennington, Richard Socher, and Christopher D. Manning. 2014. [GloVe: Global vectors for word representation](#). In *Empirical Methods in Natural Language Processing (EMNLP)*, pages 1532–1543.
- Matthew Peters, Mark Neumann, Mohit Iyyer, Matt Gardner, Christopher Clark, Kenton Lee, and Luke Zettlemoyer. 2018. [Deep contextualized word representations](#). In *Proceedings of the 2018 Conference of the North American Chapter of the Association for Computational Linguistics: Human Language Technologies, Volume 1 (Long Papers)*.
- Yao Qian, Rutuja Ubale, Matthew Mulholland, Keelan Evanini, and Xinhao Wang. 2018. A prompt-aware neural network approach to content-based scoring of non-native spontaneous speech. In *2018 IEEE Spoken Language Technology Workshop (SLT)*.
- Marek Rei. 2017. [Semi-supervised multitask learning for sequence labeling](#). In *Proceedings of the 55th Annual Meeting of the Association for Computational Linguistics (Volume 1: Long Papers)*.
- Marek Rei and Helen Yannakoudakis. 2017. [Auxiliary objectives for neural error detection models](#). In *Proceedings of the 12th Workshop on Innovative Use of NLP for Building Educational Applications*.
- Alla Rozovskaya and Dan Roth. 2011. [Algorithm selection and model adaptation for ESL correction tasks](#). In *Proceedings of the 49th Annual Meeting of the Association for Computational Linguistics: Human Language Technologies*.
- Keisuke Sakaguchi, Michael Heilman, and Nitin Madnani. 2015. [Effective feature integration for automated short answer scoring](#). In *Proceedings of the 2015 Conference of the North American Chapter of the Association for Computational Linguistics: Human Language Technologies*.
- Victor Sanh, Thomas Wolf, and Sebastian Ruder. 2019. A hierarchical multi-task approach for learning embeddings from semantic tasks. In *Proceedings of the Thirty-Third AAAI Conference on Artificial Intelligence (AAAI 2019)*.
- Natalia Silveira, Timothy Dozat, Marie-Catherine de Marneffe, Samuel Bowman, Miriam Connor, John Bauer, and Christopher D. Manning. 2014. A gold standard dependency corpus for English. In *Proceedings of the Ninth International Conference on Language Resources and Evaluation (LREC-2014)*.
- Kaveh Taghipour and Hwee Tou Ng. 2016. [A neural approach to automated essay scoring](#). In *Proceedings of the 2016 Conference on Empirical Methods in Natural Language Processing*.
- Ann Taylor, Mitchell Marcus, and Beatrice Santorini. 2003. The Penn treebank: an overview. In *Treebanks*, pages 5–22. Springer.
- Gunnel Tottie. 2019. [From pause to word: uh, um and er in written American English](#). *English Language and Linguistics*, 23(1):105–130.
- Sowmya Vajjala and Taraka Rama. 2018. [Experiments with universal CEFR classification](#). In *Proceedings of the Thirteenth Workshop on Innovative Use of NLP for Building Educational Applications*.
- Yu Wang, Mark Gales, Kate Knill, Konstantinos Kyriakopoulos, Andrey Malinin, Rogier van Dalen, and Mohammad Rashid. 2018a. [Towards automatic assessment of spontaneous spoken English](#). *Speech Communication*, 104:47–56.
- Yu Wang, JHM Wong, Mark Gales, Katherine Knill, and Anton Ragni. 2018b. Sequence teacher-student training of acoustic models for automatic free speaking language assessment. In *2018 IEEE Spoken Language Technology Workshop (SLT)*.
- Jan Wijnfjels. 2018. udpipe: Tokenization, parts of speech tagging, lemmatization and dependency parsing with the ‘UDPipe’ ‘NLP’ toolkit. *R package version 0.6*, 1.



- Thomas Wolf, Lysandre Debut, Victor Sanh, Julien Chaumond, Clement Delangue, Anthony Moi, Pierric Cistac, Tim Rault, R'emi Louf, Morgan Funtowicz, and Jamie Brew. 2019. Huggingface's transformers: State-of-the-art natural language processing. *ArXiv*, abs/1910.03771.
- Jeremy Wong and Mark Gales. 2016. Sequence student-teacher training of deep neural networks. In *Proceedings of INTERSPEECH*.
- Helen Yannakoudakis, Øistein E Andersen, Ardeshir Geranpayeh, Ted Briscoe, and Diane Nicholls. 2018. Developing an automated writing placement system for ESL learners. *Applied Measurement in Education*, 31(3):251–267.
- Helen Yannakoudakis, Ted Briscoe, and Ben Medlock. 2011. [A new dataset and method for automatically grading ESOL texts](#). In *Proceedings of the 49th Annual Meeting of the Association for Computational Linguistics: Human Language Technologies-Volume 1*.
- Klaus Zechner, Derrick Higgins, and Xiaoming Xi. 2007. SpeechRater<sup>TM</sup>: a construct-driven approach to scoring spontaneous non-native speech. In *Workshop on Speech and Language Technology in Education*.
- Klaus Zechner, Derrick Higgins, Xiaoming Xi, and David Williamson. 2009. Automatic scoring of non-native spontaneous speech in tests of spoken English. *Speech Communication*, 51:883–895.
- Bill Zhang. 2016. Google's neural machine translation system: Bridging the gap between human and machine translation. *arXiv preprint arXiv:1609.08144*.