


Review

Evolution of a Polydisperse Ensemble of Spherical Particles in a Metastable Medium with Allowance for Heat and Mass Exchange with the Environment

Dmitri V. Alexandrov ^{1,*} , Alexander A. Ivanov ¹, Irina G. Nizovtseva ², Stephanie Lippmann ²,
Irina V. Alexandrova ¹ and Eugeny V. Makoveeva ¹

¹ Laboratory of Multi-Scale Mathematical Modeling, Department of Theoretical and Mathematical Physics, Ural Federal University, Lenin Ave., 51, 620000 Ekaterinburg, Russia; alexandr.ivanov@bk.ru (A.A.I.); irina.alexandrova@urfu.ru (I.V.A.); e.v.makoveeva@urfu.ru (E.V.M.)

² Otto-Schott-Institut für Materialforschung, Friedrich-Schiller-Universität-Jena, 07743 Jena, Germany; i.g.nizovtseva@urfu.ru (I.G.N.); stephanie.lippmann@uni-jena.de (S.L.)

* Correspondence: dmitri.alexandrov@urfu.ru

Abstract: Motivated by a wide range of applications in various fields of physics and materials science, we consider a generalized approach to the evolution of a polydisperse ensemble of spherical particles in metastable media. An integrodifferential system of governing equations, consisting of a kinetic equation for the particle-size distribution function (Fokker–Planck type equation) and a balance equation for the temperature (concentration) of a metastable medium, is formulated. The kinetic equation takes into account fluctuations in the growth/reduction rates of individual particles, the velocity of particles in a spatial direction, the withdrawal of particles of a given size from the metastable medium, and their source/sink term. The heat (mass) balance equation takes into account the growth/reduction of particles in a metastable system as well as heat (mass) exchange with the environment. A generalized system of equations describes various physical and chemical processes of phase transformations, such as the growth and dissolution of crystals, the evaporation of droplets, the boiling of liquids and the combustion of a polydisperse fuel. The ways of analytical solution of the formulated integrodifferential system of equations based on the saddle-point technique and the separation of variables method are considered. The theory can be applied when describing the evolution of an ensemble of particles at the initial and intermediate stages of phase transformation when the distances between the particles are large enough, and interactions between them can be neglected.

Keywords: phase transformations; spherical particles; metastable media; nucleation; growth and dissolution of crystals; particle-size distribution; metastability reduction



Citation: Alexandrov, D.V.; Ivanov, A.A.; Nizovtseva, I.G.; Lippmann, S.; Alexandrova, I.V.; Makoveeva, E.V. Evolution of a Polydisperse Ensemble of Spherical Particles in a Metastable Medium with Allowance for Heat and Mass Exchange with the Environment. *Crystals* **2022**, *12*, 949. <https://doi.org/10.3390/cryst12070949>

Academic Editor: Cyril Cayron

Received: 1 June 2022

Accepted: 4 July 2022

Published: 6 July 2022

Publisher's Note: MDPI stays neutral with regard to jurisdictional claims in published maps and institutional affiliations.



Copyright: © 2022 by the authors. Licensee MDPI, Basel, Switzerland. This article is an open access article distributed under the terms and conditions of the Creative Commons Attribution (CC BY) license (<https://creativecommons.org/licenses/by/4.0/>).

1. Introduction

The evolution of a polydisperse ensemble of particles interacting with the surrounding medium underlies many technological processes and phenomena met in nature. Such an ensemble consists of particles of different sizes capable of nucleation and evolution in a metastable environment. Examples of such processes and phenomena are (i) nucleation and growth of crystals in the metastable liquid or gas phase (e.g., industrial and laboratory crystallizers and granulators used in the chemical, pharmaceutical and food industries) [1–9], (ii) dissolution of crystals in an under-saturated liquid (e.g., transport and dissolution of microcrystals of various drugs in blood vessels) [10–17], (iii) evaporation of liquid droplets in metastable gas-vapour systems (e.g., evaporative cooling and spray drying devices) [18–22], (iv) intense liquid boiling (e.g., in various household and industrial appliances) [23–26], and (v) dispersed fuel combustion (e.g., combustion of particles in the furnaces with an excess of an oxidising agent) [27–30].

A common important feature of all of the above processes is the highly non-linear relationship between the metastability degree of the medium (e.g., supercooling, superheating, supersaturation, undersaturation) and the evolution of crystal ensemble. For example, the degree of metastability decreases with time, which affects the dynamics of particle appearance/disappearance and the critical nucleus size of the new phase.

The evolution of particle ensemble in all the above-mentioned processes is based on similar physical laws governing the dynamics of a particular process or phenomenon in nature. Some unifying ideas about these processes can be found in Refs. [31–35]. In general, the evolution of a polydisperse particle system is described using a kinetic equation for the particle-size distribution function, which takes the form of the Fokker–Planck equation. In general, this equation contains sources and sinks of particles, their motion in a continuous medium as well as possible fluctuations of their growth/reduction rates. As this takes place, the evolution of metastability degree of the medium is described by a balance equation of heat or mass, which takes into account heat or mass transfer in space, release/absorption of heat or mass due to growth or degradation of particles, as well as thermal-mass exchange with the environment. Thus, the mathematical model of the process is an integrodifferential system with appropriate boundary and initial conditions. This model is complicated by the fact that particles grow/decay according to a predetermined law. Unfortunately, such a law cannot be derived analytically since the evolution of each particle is described by a moving curvilinear phase transformation boundary problem (Stefan problem) [36–38]. Summing up the above, we note that there are no general methods for solving the problem concerning the evolution of a system of particles (even of a simple spherical shape) in a metastable medium. Therefore the solution to all such problems represents a unique study allowing one to determine the dynamic characteristics of the system at each moment in time.

In this paper, we present the general theoretical approach based on kinetic and balance equations that describe all of the aforementioned phenomena using the same model. In addition, we discuss the main methods that can be used to solve this model containing heat and mass exchange with the environment: the saddle-point and separation of variables methods. These methods can be used to solve the problems under consideration with both the first- and second-order kinetic equations. The theoretical methods considered for solving non-linear models taking into account the heat and mass exchange with the environment can be applied to describe the dynamics of a crystal ensemble in supercooled melts and supersaturated solutions as well as the dissolution of a crystal system in undersaturated liquids.

In the case of bulk crystallization, the number of solid-phase nuclei and their dispersion determines the final structure and properties of the crystallized material. Each crystal grows from a single nucleus and therefore the number of nuclei arising in the melt/solution determines the size of the resulting crystallization grain. To achieve high mechanical and, in particular, strength properties it is desirable to obtain a fine grain structure. For this purpose, it is necessary that as many crystallization centers as possible arise in the supercooled melt (supersaturated solution) and the cooling rate must be selected in such a way that the resulting crystallization centers have the opportunity to grow. The cooling rate is directly determined by the heat exchange with the environment, the influence of which on the bulk crystallization process is investigated in this paper. The description of grain structure formation depending on the control parameters (e.g., cooling rate, supercooling, supersaturation) using modern theoretical methods is an important task that has been actively investigated in recent years to determine the formation of nano- and microstructures of alloys. One can distinguish several theoretical and practical aspects of the theory in question, which bring it to the forefront of contemporary materials science issues: (i) determination of the dispersivity of structure formation by theoretical methods, which makes cheaper and faster the procedure itself, depending on the control parameters; (ii) finding microstructure-property relations (for example, in high entropy alloys or alloys-glassformers Al₅₀Ni₅₀, Cu₅₀Zr₅₀ and Ni₅₀Zr₅₀).

2. The Generalised Model and Methods for Its Solution

Let us formulate a generalized model governing the evolution of a particulate assemblage of spherical particles in a metastable medium (e.g., liquid or gas phase). This model comprises various aforementioned phase transformation phenomena (such as bulk crystallization, dissolution, evaporation, boiling, and combustion) from the viewpoint of kinetic and balance equations for the particle-radius distribution function f and metastability degree w , which is frequently replaced by system temperature T or concentration C .

2.1. The Model

So, let us write down the kinetic equation as [39–42]

$$\frac{\partial f}{\partial t} + \frac{\partial}{\partial \mathbf{x}}(\mathbf{v}f) + \frac{\partial}{\partial r}(Vf) + h(r, \mathbf{x}, t)f = \frac{\partial}{\partial r} \left(D \frac{\partial f}{\partial r} \right) + g(r, \mathbf{x}, t), \quad (1)$$

where r and t are the radial coordinate and time, \mathbf{x} is the vector of spatial variables, $f = f(r, \mathbf{x}, t)$, $V = dr/dt$ is the growth/reduction rate of particles, \mathbf{v} is the velocity of particle motion, the function $h(r, \mathbf{x}, t)$ expresses the inverse of the mean residence time of particles of size r in a metastable medium, D is the coefficient of mutual Brownian diffusion of particles in space of their radii. Note that this coefficient may be defined by the “Einstein relation” in r -space or may not have an Einstein-like form (see, among others, [40–43]). Fluctuations in particle growth/reduction rates play a decisive role at the initial stage of phase transformation (when metastability degree is large enough). With allowance for such fluctuations, the nucleus radius $r(t)$ represents a random quantity satisfying the following stochastic Equation [44]

$$dr = V(r, t)dt + \sqrt{2D}dW, \quad (2)$$

where W stands for the Wiener process. The function $g(r, \mathbf{x}, t)$ represents the source term of particles entering the system. So, for example, this function has a form of Dirac delta function when considering dissolution kinetics of particulate ensembles in channels [16,17].

A representative of heat/mass balance equation reads as

$$\frac{\partial T}{\partial t} + \frac{\partial}{\partial \mathbf{x}}(\mathbf{v}T) = Q(\mathbf{x}, t) + \eta_i \int_{r_*}^{r^*} r^2 \left(Vf - D \frac{\partial f}{\partial r} \right) dr, \quad (3)$$

where $T(\mathbf{x}, t)$ is the temperature or concentration, Q is the heat or mass sink/source term, r_* and r^* are the minimal and maximal sizes of particles existing in a metastable system (r_* and r^* are frequently replaced by 0 and ∞ , respectively), and η_i is constant defined by the physical meaning of the process under study. Let us especially note that Equation (3) can include additional terms when studying more complex phase transformation phenomena. For instance, dealing with combined bulk crystallization and polymerization, we include the polymerization rate on the right-hand side of Equation (3), and add an equation for polymerization degree (see, for details, [6,45]).

The metastability degree $w = w(\mathbf{x}, t)$, which describes the ability of a system to undergo a phase transformation, is usually defined as a dimensionless positive value that varies from zero to unity. For example, considering a supercooled melt, we can define $w = \Delta T / \Delta T_0$ as the ratio of the current melt supercooling ΔT to its initial supercooling ΔT_0 . By analogy, when dealing with the crystallization of a supersaturated solution, we have $w = \Delta C / \Delta C_0$, where ΔC and ΔC_0 stand for the current and initial supersaturations. Note that in the case of boiling of a superheated liquid and combustion of a polydispersed fuel, w can be defined as the dimensionless superheating of the medium [25,26,30,46,47], and in the case of dissolution of dispersed solids, w is described by the dimensionless undersaturation of the liquid [31–33].

The growth/reduction rate of particles V entering the governing Equations (1) and (3) substantially influences the phase transformation phenomenon. So, in the simplest case, it is proportional to the metastability degree and depends only on time t in a homogeneous system as a complex function of w , i.e., $V = V(w(t))$ [48–50]. However, it is often necessary to consider particle growth/reduction laws where V also depends on the particle radius r , i.e., $V = V(r, w(t))$ (see, among others, [51–55]). If the system is spatially inhomogeneous, $V = V(r, w(\mathbf{x}, t))$.

Equations (1) and (3) should be supplemented by initial and boundary conditions that reflect the physical meaning of the process under consideration. So, for example, initial conditions can be written in the form

$$\begin{aligned} f(r, \mathbf{x}, 0) &= f_0(r, \mathbf{x}), \int_{r_*}^{r^*} f_0(r, \mathbf{x}) dr = n_0(\mathbf{x}), \\ T(\mathbf{x}, 0) &= T_0(\mathbf{x}), w(\mathbf{x}, 0) = w_0(\mathbf{x}), \end{aligned} \quad (4)$$

where $n_0(\mathbf{x})$ is the initial number concentration of particles. Here we assume that the initial particle-size distribution function is $f_0(r, \mathbf{x})$, the system has an initial temperature $T_0(\mathbf{x})$, and its metastability degree is $w_0(\mathbf{x})$.

Note that the flux of particles of a given size (Vf and $Vf - D\partial f/\partial r$ in cases of the first- and second-order kinetic Equation (1), respectively) defines the rate $I(w)$ of phase transformation process under consideration. This physical law determines the boundary condition of the form

$$Vf - D\frac{\partial f}{\partial r} = I(w), r = r_1, \quad (5)$$

where r_1 is the boundary point of system transition from one phase state to another (e.g., r_1 can be equal to 0 or r_*). In the case of particle nucleation, Equation (5) determines the flux of particles crossing the nucleation barrier. So, dealing with crystal nucleation, we obtain $r_1 = r_*$ with $I(w)$ being the rate (frequency) of nucleation [9]. Considering evaporation kinetics of a polydisperse ensemble of drops, we get $r_1 = 0$ with $I(w)$ being the rate of evaporation [21]. When neglecting “diffusion term” $D\partial f/\partial r$ (neglecting fluctuations in the growth/reduction rates of particles), the kinetic Equation (1) and boundary condition (5) become simpler. This, for example, can occur when modeling bulk crystal growth in a supercooled (supersaturated) liquid [56] and intense boiling in a superheated liquid [25,26] (in the latter case, $I(w)$ has the meaning of the rate of bubble appearance).

If the kinetic Equation (1) takes “diffusion term” into account (the second-order equation with respect to the variable r), we need one more boundary condition. Such a condition can express the fact that there are no crystals of a certain size r_2 in the metastable system, i.e.,

$$f \rightarrow 0, r = r_2, \quad (6)$$

So, for instance, $r_2 = r_p$ when modeling continuous operation of the crystalliser, taking into account the withdrawal process of product crystals of a given size r_p [57]. When considering crystal growth without withdrawal mechanism [58] or dissolution of crystals [16,17], $r_2 \rightarrow \infty$.

Thus, equations and boundary conditions (1)–(6) represent the closed model describing a phase transformation phenomenon accompanying the evolution of a particulate assemblage.

2.2. The Methods

Let us highlight below the main methods of theoretical modeling which allow obtaining analytical solutions to the aforementioned model equations. The first of them consists of applying the separation of variables method to the first-order kinetic Equation (1) in the absence of “diffusion term” (see, among others, [18,31–33,49,50]). This method requires additional requirements to obtain the constant of variables separation (e.g., considering

asymptotic behavior or comparing with experiments). Another technique in solving the first-order kinetic equation is based on the Laplace integral transform or the method of characteristics [48,59,60]. The second-order kinetic Equation (1) can be solved using the classical scheme of the separation of variables method [57] or the scheme suggested in Ref. [42] for obtaining a parametric solution. As this takes place, the distribution function found from (1) using one of these methods will be dependent on unknown metastability degree w . Therefore, we should substitute it into the balance Equation (3) and obtain a single integrodifferential equation for w . Such an equation can be solved using the saddle-point technique [33,61]. In the next section, we demonstrate the method of an analytical solution to the spatially homogeneous problem of particle nucleation and growth when the sink of product crystals plays a substantial role.

3. Bulk Crystal Growth

Below we consider the process of nucleation and growth of a polydisperse ensemble of spherical crystals in a metastable liquid (supercooled melt or supersaturated solution) with allowance for heat (mass) exchange with the environment and withdrawal mechanism of crystals of a given size. At first, we pay our attention to a simpler model containing the first-order kinetic equation. Then the model is extended to a more general case of the second-order kinetic equation that takes fluctuations in crystal growth rates into account.

3.1. Kinetic Equation of the First Order with a Sink of Crystals

Let us consider the process of nucleation and growth of crystals in a single-component metastable melt or solution neglecting fluctuations in the growth rates of spherical crystals ($D = 0$) and their external sources ($g = 0$). Furthermore, assuming that $h = h(r)$, we simplify Equation (1) as ($\mathbf{v} = 0$):

$$\frac{\partial f}{\partial t} + \frac{\partial}{\partial r}(Vf) + h(r)f = 0. \tag{7}$$

For simplicity, we suppose that $r_* = 0, r^* \rightarrow \infty$, and rewrite Equation (3) if crystals evolve in a single-component supercooled melt as

$$\frac{dT}{dt} = \frac{Q_T(w)}{\rho c} + \eta_i \int_0^\infty r^2 Vf(r, t) dr, \tag{8}$$

where $Q_T = Q\rho c < 0, w(t) = \Delta T(t)/\Delta T_0, \eta_i = 4\pi L_V/(\rho c), L_V$ represents the latent heat of crystallization, ρ is the melt density, and c is the specific heat.

If crystals evolve in a metastable solution we should use the mass balance equation instead of heat balance, which reads as

$$\frac{dC}{dt} = Q_C(w) + \eta_i \int_0^\infty r^2 Vf(r, t) dr, \tag{9}$$

where $Q = Q_C > 0, w(t) = \Delta C(t)/\Delta C_0, \eta_i = -4\pi C_p,$ and C_p stands for the saturation concentration.

The boundary condition (5) becomes

$$Vf = I(w), r = 0, \tag{10}$$

where $I(w)$ denotes the rate of nucleation and Vf is the flux of crystals overcoming the nucleation barrier. The growth rate V entering this condition will be considered accordingly to the theory of steady-state crystal growth [51] and reads as

$$V = \frac{\beta_k \Delta T}{1 + \beta_k q_T r}, q_T = \frac{L_V}{k_l} \tag{11}$$

for one-component supercooled melts (subscript “sm”), and

$$V = \frac{\beta_k \Delta C}{1 + \beta_k q_C r}, q_C = \frac{C_p}{D_l} \quad (12)$$

for supersaturated solutions (subscript “ss”). Here k_l is the coefficient of thermal conduction, and D_l is the diffusion coefficient.

The nucleation rate $I(w)$ depends on the nucleation mechanism. Dealing with the Weber-Volmer-Frenkel-Zel’dovich (WVfZ) kinetics, we obtain [51]

$$I(w)_{sm} = I_* \exp\left(-\frac{p}{w^2}\right), I(w)_{ss} = I_* \exp\left(-\frac{p}{\ln^2(1 + \Delta C/C_p)}\right), \quad (13)$$

where I_* and p are considered as constants for simplicity. Dealing with the Meirs nucleation kinetics, we have

$$I(w)_{sm} = I_*(\Delta T_0 w)^p, I(w)_{ss} = I_*(\Delta C_0 w)^p. \quad (14)$$

In this case, we also assume that I_* and p are constant.

Consider the simplest situation when the metastable system did not contain any crystals at the initial moment of time. In this case, the initial conditions (4) read as

$$f(r, 0) = 0, w(0) = 1, t = 0. \quad (15)$$

For the sake of convenience, we will solve the problem (7)–(15) using the dimensionless functions and variables

$$\tau = \frac{t}{t_*}, \zeta = \frac{r}{r_0}, \Phi(\zeta, \tau) = r_0^4 f(r, t), \quad (16)$$

$$B_1 = \frac{4\pi L_V}{\rho c \Delta T_0}, Q(w) = -\frac{Q_T t_*}{\rho c \Delta T_0}, \alpha_k = \frac{\beta_k L_V r_0}{k_l}, t_* = \frac{1}{(\beta_k^3 \Delta T_0^3 \tilde{I})^{1/4}}, r_0 = \left(\frac{\beta_k \Delta T_0}{\tilde{I}}\right)^{1/4}$$

when considering a supercooled liquid, and

$$B_1 = \frac{4\pi C_p}{\Delta C_0}, Q(w) = \frac{Q_C t_*}{\Delta C_0}, \alpha_k = \frac{\beta_k C_p r_0}{D_l}, t_* = \frac{1}{(\beta_k^3 \Delta C_0^3 \tilde{I})^{1/4}}, r_0 = \left(\frac{\beta_k \Delta C_0}{\tilde{I}}\right)^{1/4}$$

when considering a supersaturated liquid and $\tilde{I} = I(1)$.

Substituting (16) into (7)–(15), we rewrite the model in dimensionless form as

$$\frac{\partial \Phi}{\partial \tau} + w \frac{\partial}{\partial \zeta} \left(\frac{\Phi}{1 + \alpha_k \zeta} \right) + H(\zeta) \Phi = 0, \zeta > 0, \tau > 0, \quad (17)$$

$$\frac{dw}{d\tau} = Q(w) - B_1 w \int_0^\infty \frac{\Phi(\zeta, \tau)}{1 + \alpha_k \zeta} \zeta^2 d\zeta, \tau > 0, \quad (18)$$

$$\Phi = \Psi(w) = w^{-1} \exp[p\psi(w)], \zeta = 0; \Phi = 0, w = 1, \tau = 0. \quad (19)$$

where $\psi(w)$ is presented in Table 1 and $H(\zeta) = t_* h(\zeta r_0)$.

Table 1. Analytical functions for various kinetic mechanisms, $R_0 = \ln^{-2}(1 + w_p^{-1})$, $w_p = C_p/\Delta C_0$, $w_{0p} = 1 + w_0/w_p$ and $C = \Delta C + C_p$.

	Supercooled Liquids		Supersaturated Liquids	
	WVFZ Mechanism	Meirs Mechanism	WVFZ Mechanism	Meirs Mechanism
I	$I_* \exp\left(\frac{-p}{w^2}\right)$	$I_*(\Delta T_0 w)^p$	$I_* \exp\left[\frac{-p}{\ln^2(C/C_p)}\right]$	$I_*(\Delta C_0 w)^p$
$\psi(w)$	$1 - w^{-2}$	$\ln w$	$R_0 - \ln^{-2}(1 + w/w_p)$	$\ln w$
$\psi'' _{\mu_0}$	$-B_1 \mu_0^2/w_0^2$	$-B_1 \mu_0^2/2$	$-\ln^{-3}(w_{0p}) B_1 w_0 \mu_0^2/(w_p + w_0)$	$-B_1 \mu_0^2/2$

Integrating Equation (17) and taking the initial condition (19) into account, we come to

$$\Phi(\zeta, \tau) = (1 + \alpha_k \zeta) \Psi(w(\lambda)) \exp\left(-\int_0^\eta \Xi(v + \lambda, v) dv\right) Heav(\lambda), \tag{20}$$

where

$$\lambda(\zeta, \tau) = \zeta(\tau) - \eta(\zeta), \quad \zeta(\tau) = \int_0^\tau w(\tau_1) d\tau_1, \quad \eta = \zeta + \frac{\alpha_k \zeta^2}{2}, \quad \Xi(\zeta, \eta) = \frac{H(\zeta(\eta))}{w(\zeta)}, \tag{21}$$

and $Heav(\cdot)$ stands for the Heaviside function. Let us emphasise that Equation (20) depends on the unknown metastability degree w , which can be obtained from Equation (18).

Let us now integrate the crystal growth rate

$$V = \frac{dr}{dt} = \frac{r_0}{t_*} \frac{d\zeta}{d\tau} = \frac{r_0}{t_*} \frac{w(\tau)}{1 + \alpha_k \zeta}. \tag{22}$$

Taking the initial condition $\zeta = 0$ at $\tau = \mu$ into account, we have

$$\zeta(\tau) = \frac{\sqrt{1 + 2\alpha_k[\zeta(\tau) - \zeta(\mu)]} - 1}{\alpha_k}. \tag{23}$$

Here we assume that a growing crystal appears at time $\tau = \mu$. Note that the crystal of maximum radius $\zeta_m(\tau)$ appears at initial time $\mu = 0$

$$\zeta_m(\tau) = \frac{\sqrt{1 + 2\alpha_k \zeta(\tau)} - 1}{\alpha_k}. \tag{24}$$

Now we change the integration variable ζ in (18) by the new variable μ accordingly to $\zeta(\mu) = \zeta(\tau) - \eta(\zeta)$. Taking (20) and $w d\mu = -(1 + \alpha_k \zeta) d\zeta$ into account, we obtain

$$\frac{dw}{d\tau} = Q(w) - B_1 w \int_0^\tau u(\mu, \tau) \exp[p\psi(w(\mu))] d\mu, \tag{25}$$

where

$$u(\mu, \tau) = \frac{\left[\sqrt{1 + 2\alpha_k[\zeta(\tau) - \zeta(\mu)]} - 1\right]^2}{\alpha_k^2 \sqrt{1 + 2\alpha_k[\zeta(\tau) - \zeta(\mu)]}} \exp[-H(\tau - \mu)]. \tag{26}$$

Here the function $\psi(w)$ is presented in Table 1. Further, for reasons of simplicity, we assume that the dimensionless crystal removal rate from the crystallizer is constant, i.e., $H = \text{const}$.

To find w , we evaluate the integral in (25) using the saddle-point technique [33,61]

$$\int_0^\tau u(\mu, \tau) \exp[p\psi(w(\mu))]d\mu \approx \frac{1}{\sqrt{p}} \exp[p\psi(w(\mu_0))] \sum_{j=0}^\infty \frac{b_j(\mu_0, \tau)}{p^j}, \tag{27}$$

where

$$b_j(\mu_0, \tau) = -\frac{2^{2j+1}}{(2j)!} \Gamma\left(\frac{2j+1}{2}\right) \left[M(\mu_0, \mu) \frac{\partial}{\partial \mu} \right]^{2j} [u(\mu, \tau) M(\mu_0, \mu)]_{\mu=\mu_0}, \tag{28}$$

$$M(\mu_0, \mu) = \frac{\sqrt{\psi(w(\mu_0)) - \psi(w(\mu))}}{\psi'(w(\mu))}.$$

Here $\Gamma(\cdot)$ represents the gamma function and μ_0 is a high point of $\psi(w(\mu_0))$. Note that $\mu_0 = 0$ if $Q = 0$ [51] (no heat/mass exchange with the environment). Dealing with the case $Q \neq 0$, we expand the integral term in (25) in series near the point $\tau = 0$ and obtain

$$\frac{dw}{d\mu} = Q(w) - \frac{B_1 w \mu^3}{6}. \tag{29}$$

Taking $d\psi/d\mu \sim dw/d\mu$ into account, we conclude that the point μ_0 can be found from the equation $d\tau/d\mu = 0$ at $\mu = \mu_0$. As a result, we have from (29)

$$Q(w_0) = \frac{B_1 w_0 \mu_0^3}{6}, \quad w_0 = w(\mu_0). \tag{30}$$

This expression represents the first condition connecting w_0 and μ_0 . The second condition follows from the Cauchy problem (29) and $w = 1$ at $\mu = 0$. This means that w_0 and μ_0 in expressions (27) and (28) are found. The coefficients of analytical solutions (27) and (28) are given in the Appendix A.

Now keeping in mind the main contribution in the integral term (27), we arrive at

$$\frac{dw}{d\tau} = Q(w) + \frac{2B_1 w}{\sqrt{p}} \exp[p\psi(w_0)] \Gamma(1/2) u(\mu_0, \tau) M, \tag{31}$$

where $M(\mu_0)$ is also written out in the appendix A. Let us especially emphasize that u in (31) depends on $\xi(\tau)$, which is a function of $w(\tau)$. Therefore, Equation (31) is integrodifferential. To simplify the matter, we introduce the following substitution $\Sigma(\tau) = \xi(\tau) - \xi(\mu_0)$. Keeping this in mind, we get from (31)

$$\Sigma'' = Q + 2B_1 \Sigma' \exp[p\psi_0 - H(\tau - \mu_0)] \Gamma(1/2) \frac{(\sqrt{1 + 2\alpha_k \Sigma} - 1)^2}{\alpha_k^2 \sqrt{p} \sqrt{1 + 2\alpha_k \Sigma}} M, \tag{32}$$

where $Q = Q(\Sigma')$, $\psi_0 = \psi(w_0)$, $\Sigma'(0) = 1$ and $\Sigma(0) = 0$.

An important point is that $\Sigma(\tau)$ and $w(\tau) = \Sigma'(\tau)$ can be found from the two-point Cauchy problem (32). Next substituting w into (20), we obtain the distribution function $\Phi(\zeta, \tau)$. An important point is that Φ depends on λ , which represents a time lag. If more terms in the asymptotic solution (27) and (28) are taken into account (not just the main contribution), we can obtain an equation for $\Sigma(\tau)$ similar to Equation (32). The right-hand side of such an equation will also depend on Σ (see the Appendix A).

The analytical solution based on expressions (20) and (32) is illustrated in Figures 1 and 2 for the WVFZ nucleation mechanism. The dynamics of desupercooling shown in Figure 1 for the WVFZ mechanism of crystal nucleation in the presence of heat sink ($Q = 0.01$ and $Q = 0.05$ in Figure 1) essentially differs from the case $Q = 0$ when heat/mass exchange with the environment is negligible. Such a theory with $Q = 0$ was developed in Ref. [51]. Indeed, the presence of a high point of w caused by $Q(w)$ in (32) slightly increases $w(\tau)$ at

the initial stage. After that w attains the maximum at a certain point τ_m and then begins to decrease as a result of crystal growth in a supercooled melt (crystals release the latent heat and partially compensate w). Note that the point $\tau_m \rightarrow 0$ in the limiting case $Q \rightarrow 0$ (when the metastable liquid is not being cooled). In this case, w has no maximum point and is a monotonically decreasing function for all τ (the green dash-dotted curve shown in Figure 1) [51]. It is significant that w reduces slower as Q increases (e.g., compare the blue and red solid curves in Figure 1)). This is explained by the stronger cooling of the metastable liquid as Q increases. A similar effect is observed when product crystals are withdrawn from the crystallizer (e.g., compare the solid and dashed curves of the same color). In this case, the more H the slower w decreases.

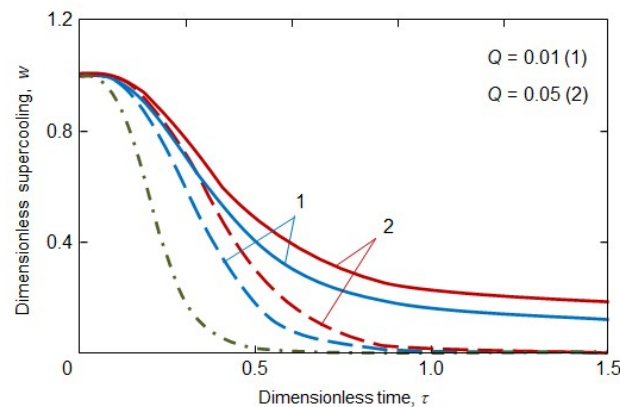


Figure 1. Metastability degree $w = \Delta T / \Delta T_0$ versus dimensionless time $\tau = t / t_*$. The system parameters used in calculations correspond to supercooled melts [51]: $B_1 = 49.9$, $\alpha_k = 5.5 \cdot 10^{-4}$, $p = 7.4$, $H = 0$ (dashed curves) and $H = 3$ (solid curves). The green dash-dotted curve is plotted for $Q = 0$ and $H = 0$.

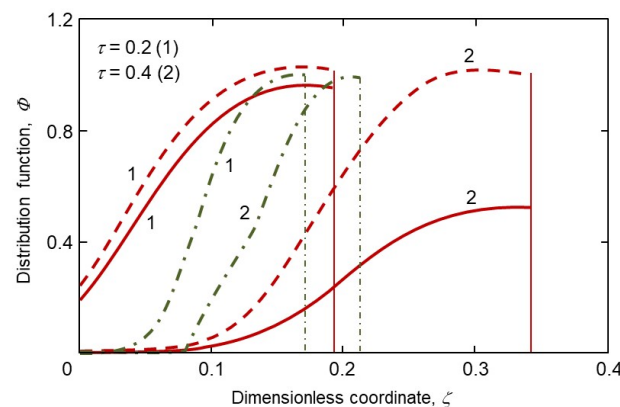


Figure 2. Particle-radius distribution function $\Phi(\zeta, \tau)$ versus dimensionless radius ζ . Numbers at the curves indicate various times τ . The red dashed and solid curves are illustrated for $H = 0$ and $H = 3$, respectively, ($Q = 0.05$). The green dash-dotted curves are plotted for $Q = 0$ and $H = 0$. The maximum radii $\zeta_m(\tau)$ of crystals are shown by the perpendiculars to the abscissa axis.

The particle-radius distribution function Φ increases and slightly decreases up to the maximum crystal size ζ_m , which is shown by the vertical line in Figure 2 at a fixed point in time τ . Namely, Φ contains a point of maximum in the presence of heat sink (when $Q > 0$). If $Q = 0$ the distribution function is a monotonically increasing function until ζ reaches a maximum value of ζ_m (see also Ref. [51]). As this takes place, the distribution function is narrower and reaches large values at small times (compare two solid curves at $\tau = 0.2$ and $\tau = 0.4$). This is due to the fact that supercooling is greater at lower times and therefore more intense nucleation and crystal growth occur. As time passes, crystals grow in the

supercooled system and the distribution function becomes wider and lower. If product crystals are withdrawn from the crystallizer ($H = 3$), the distribution function is smaller as compared to no withdrawal ($H = 0$) (compare the solid and dashed curves at the same τ). Furthermore, note that crystals of maximum radius ζ_m become larger in the case of more intense cooling (as Q grows) (compare the green and red curves at the same τ).

3.2. Kinetic Equation of the Second Order with a Sink of Crystals

Let us now demonstrate the method of solution when fluctuations in crystal growth rates are taken into consideration. In this case, the kinetic equation has the form (as before, we neglect external sources of particles, i.e., $g = 0$)

$$\frac{\partial f}{\partial t} + \frac{\partial}{\partial r}(Vf) + h(r)f = \frac{\partial}{\partial r} \left(D \frac{\partial f}{\partial r} \right). \quad (33)$$

For the sake of simplicity, we consider Equation (33) with constant $h = F_R/V_{cr}$ [62,63]. Here F_R stands for the feed rate, and V_{cr} is the volume of a metastable liquid where crystals evolve.

As before, we consider here two possible cases of a crystallizer filled with (i) a single-component metastable melt and (ii) a metastable solution. In the first case, the heat balance law looks like

$$\frac{dT}{dt} = \frac{Q_T}{\rho c} + \eta_i \int_{r_*}^{\infty} r^2 \left(Vf(r,t) - D \frac{\partial f}{\partial r} \right) dr. \quad (34)$$

In the second case, we have the mass balance condition

$$\frac{dC}{dt} = Q_C(w) + \eta_i \int_{r_*}^{\infty} r^2 \left(Vf(r,t) - D \frac{\partial f}{\partial r} \right) dr. \quad (35)$$

Here we will show how to solve the problem dealing with the critical radius r_* of new phase nuclei. Note that $\eta_i = 4\pi L_V/(\rho c)$ and $\eta_i = -4\pi C_p$ for supercooled melts and supersaturated solutions, respectively. As before, $Q_T < 0$ and $Q_C > 0$. These heat/mass balances transform to corresponding balances (8) and (9) when neglecting fluctuations in particle growth rates ($D = 0$). To simplify the matter we consider the simplest case of the "diffusion" coefficient $D = d_1 V$ in the space of particle radii [64–66], where d_1 is constant. In addition, we consider the simplest case for crystal growth rate: $V = \beta_k \Delta T$ and $V = \beta_k \Delta C$ when dealing with metastable melts and solutions, respectively.

The boundary conditions defining the flux of nucleating crystals and removal of product crystals with radius r_p take the form

$$Vf - D \frac{\partial f}{\partial r} = I(w), \quad r = r_*; \quad f = 0, \quad r = r_p. \quad (36)$$

Here the rate I of nucleation is defined accordingly to the WVFZ and Meirs kinetic mechanisms described in Section 3.1. The first boundary condition in (36) follows from (5) while the second condition (36) is written with allowance for total withdrawal of crystals of radius r_p from the metastable liquid of the crystalliser.

Let us chose the initial conditions as

$$f(r, 0) = f_0(r), \quad w(0) = 1, \quad t = 0. \quad (37)$$

Here we assume that the initial particle-size distribution function $f_0(r)$ is known. Thus, the governing equations, boundary, and initial conditions (33)–(37) determine the evolution of a polydisperse ensemble of spherical crystals in a crystallizer filled with a supercooled melt or supersaturated solution. This model includes heat/mass exchange

with the environment through Q_T/Q_C and removal of product crystals of size r_p from a metastable liquid through h .

Let us now use the following rescaled variables and parameters when considering the phase transition in a supercooled melt

$$\begin{aligned} \Phi(z, \tau) &= r_0^4 f(r, t), \quad \Phi_0(z) = r_0^4 f_0(r), \quad \tau = \frac{t}{t_*}, \quad \zeta = \frac{r}{r_0}, \quad \zeta_* = \frac{r_*}{r_0}, \quad \zeta_p = \frac{r_p}{r_0}, \\ v_0 &= \frac{d_1}{r_0}, \quad w = \frac{\Delta T}{\Delta T_0}, \quad B_1 = \frac{4\pi L_V}{\rho c \Delta T_0}, \quad Q = -\frac{Q_T t_*}{\rho c \Delta T_0}, \quad t_* = \frac{1}{(\beta_k^3 \Delta T_0^3 \tilde{I})^{1/4}}, \\ r_0 &= \left(\frac{\beta_k \Delta T_0}{\tilde{I}} \right)^{1/4}, \quad z = \zeta - \zeta_*, \quad z_0 = \zeta_p - \zeta_*, \quad \gamma = t_* h, \quad \tilde{I} = I(1). \end{aligned} \quad (38)$$

If crystals grow in a supersaturated solution we must take the substitutions $\Delta T \rightarrow \Delta C$, $\Delta T_0 \rightarrow \Delta C_0$, $L_V/(\rho c) \rightarrow C_p$, and $-Q_T/(\rho c) \rightarrow Q_C$.

Now rewriting the model (33)–(37) using (38), we arrive at

$$\frac{\partial \Phi}{\partial \tau} + w \frac{\partial \Phi}{\partial z} + \gamma \Phi = v_0 w \frac{\partial^2 \Phi}{\partial z^2}, \quad 0 < z < z_0, \quad \tau > 0, \quad (39)$$

$$\frac{dw}{d\tau} = Q(\tau) - B_1 w \int_0^{z_0} (z + \zeta_*)^2 \left(\Phi(z, \tau) - v_0 \frac{\partial \Phi}{\partial z} \right) dz, \quad \tau > 0, \quad (40)$$

$$w = 1, \quad \Phi = \Phi_0(z), \quad \tau = 0; \quad \Phi - v_0 \frac{\partial \Phi}{\partial z} = P(w), \quad z = 0; \quad \Phi = 0, \quad z = z_0, \quad (41)$$

where $P(w) = w^{-1} \exp[p\psi(w)]$ and $\psi(w)$ is defined in Table 1.

First we find the stationary solution when nothing depends on τ . In this case, Equation (39) leads to

$$\Phi_s(z) = \exp\left(\frac{z}{2v_0}\right) (A_1 \exp(\kappa z) + A_2 \exp(-\kappa z)), \quad \kappa = \left(\frac{\gamma}{v_0 w_s} + \frac{1}{4v_0^2} \right)^{1/2}, \quad (42)$$

where subscript “s” designates the steady-state solutions. The boundary conditions (41) enable us to determine A_1 and A_2 as

$$A_1 = -A_2 \exp(-2\kappa z_0), \quad A_2 = \frac{2 \exp(p\psi(w_s))}{w_s [1 + 2\kappa v_0 + (2\kappa v_0 - 1) \exp(-2\kappa z_0)]}.$$

As this takes place, the steady-state metastability degree w_s satisfies the equation following from (40)

$$B_1 w_s \int_0^{z_0} (z + \zeta_*)^2 \left[\Phi_s(z) - v_0 \frac{d\Phi_s}{dz} \right] dz - Q = 0. \quad (43)$$

Thus, the steady-state solutions, $\Phi_s(z)$ and w_s , are defined by expressions (42) and (43).

Equation (39) in unsteady-state case can be solved using the technique of variables separation. To make the boundary condition (41) at $z = 0$ homogeneous, let us make the following substitution

$$\Phi_1(z, \tau) = \Phi(z, \tau) - \frac{P(w(\tau))(z_0 - z)}{z_0 + v_0}. \quad (44)$$

Note that $P = 1$ for $\tau = 0$ (when the metastability degree $w = 1$).

Substituting (44) into (39) and (41), we come to

$$\frac{\partial \Phi_1}{\partial \tau} + w \frac{\partial \Phi_1}{\partial z} + \gamma \Phi_1 - v_0 w \frac{\partial^2 \Phi_1}{\partial z^2} = \sigma(z, \tau), \tag{45}$$

$$\Phi_1 = \Phi_0(z) - \frac{z_0 - z}{z_0 + v_0}, \tau = 0; \Phi_1 - v_0 \frac{\partial \Phi_1}{\partial z} = 0, z = 0; \Phi_1 = 0, z = z_0, \tag{46}$$

$$\sigma(z, \tau) = \frac{P(w(\tau))}{z_0 + v_0} [w(\tau) - \gamma(z_0 - z)] - \frac{z_0 - z}{z_0 + v_0} \frac{dP}{d\tau}. \tag{47}$$

Now we separate the variables in (45) as

$$\Phi_1(z, \tau) = Z(z)\Theta(\tau). \tag{48}$$

Then the boundary conditions (46) become $Z(0) - v_0 Z'(0) = 0$ and $Z(z_0) = 0$.

Taking this into account and using the method of variables separation, we get the eigenfunctions $Z_j(z)$ and equation for eigenvalues m_j as follows

$$Z_j(z) = [2m_j v_0 \cos(m_j z) + \sin(m_j z)] \exp\left(\frac{z}{2v_0}\right), \tag{49}$$

$$2m_j v_0 \cos(m_j z_0) + \sin(m_j z_0) = 0, j = 0, 1, 2, \dots$$

Next let us expand $\sigma(z, \tau)$ and $\Phi_1(z, 0)$ in series of eigenfunctions as

$$\sigma(z, \tau) = \sum_{j=0}^{\infty} \sigma_j(\tau) Z_j(z), \Phi_1(z, 0) = \sum_{j=0}^{\infty} \Phi_{0j} Z_j(z),$$

$$\sigma_j(\tau) = \frac{1}{Y_j} \int_0^{z_0} \sigma(z, \tau) \exp\left(-\frac{z}{v_0}\right) Z_j(z) dz,$$

$$\Phi_{0j} = \frac{1}{Y_j} \int_0^{z_0} \left[\Phi_0(z) - \frac{z_0 - z}{z_0 + v_0} \right] \exp\left(-\frac{z}{v_0}\right) Z_j(z) dz,$$

$$Y_j = \int_0^{z_0} [2m_j v_0 \cos(m_j z) + \sin(m_j z)]^2 dz. \tag{50}$$

Keeping this in mind, we have from (48)

$$\Phi_1(z, \tau) = \sum_{j=0}^{\infty} Z_j(z)\Theta_j(\tau). \tag{51}$$

Now combining (45), (50) and (51) we obtain an equation for $\Theta_j(\tau)$. Integration of this equation leads to

$$\Phi_1(z, \tau) = \sum_{j=0}^{\infty} Z_j(z) \left[\Phi_{0j} + \int_0^{\tau} \sigma_j(\tau_1) \exp(\delta_j(\tau_1)) d\tau_1 \right] \exp(-\delta_j(\tau)),$$

$$\delta_j(\tau) = \int_0^{\tau} \omega_j(\tau_2) d\tau_2, \omega_j(\tau) = w(\tau) \left(m_j^2 v_0 + \frac{1}{4v_0} \right) + \gamma. \tag{52}$$

Now the dimensionless distribution function $\Phi(z, \tau)$ can be found from expression (44). An important point is that Φ depends on w . To find w we must use the balance Equation (40).

For this purpose, we evaluate the integral in (52) applying the saddle-point technique [33,61] for $v_0 \ll 1$. Introducing

$$\Lambda_j(\tau) = (1 + 4v_0^2 m_j^2) \int_0^\tau w(\tau_1) d\tau_1 + 4v_0 \gamma \tau, \quad \delta_j(\tau) = \frac{\Lambda_j(\tau)}{4v_0} \quad (53)$$

We evaluate the integral term in (52) keeping in mind that $\Lambda_j'(\tau) > 0$. So, since $\Lambda_j(\tau)$ grows and reaches a maximum at the upper limit, we obtain the main integral contribution [33,61]:

$$\int_0^\tau \sigma_j(\tau_1) \exp\left(\frac{\Lambda_j(\tau_1)}{4v_0}\right) d\tau_1 \approx \frac{4v_0 \sigma_j(\tau) \exp[\Lambda_j(\tau)/(4v_0)]}{\Lambda_j'(\tau)}. \quad (54)$$

Now combining (52) and (54), we obtain

$$\Phi_1(z, \tau) = \sum_{j=0}^{\infty} Z_j(z) \left[\Phi_{0j} \exp(-\delta_j(\tau)) + \frac{4v_0 \sigma_j(\tau)}{(1 + 4v_0^2 m_j^2) \Omega'(\tau) + 4v_0 \gamma} \right], \quad (55)$$

$$\Omega(\tau) = \int_0^\tau w(\tau_1) d\tau_1.$$

Substitution of (55) into (40) gives the following two-point Cauchy problem for the determination of $\Omega(\tau)$:

$$\begin{aligned} \Omega'' &= N_0(\Omega', \Omega, \tau), \\ \Omega &= 0, \quad \Omega' = 1, \quad \tau = 0, \end{aligned} \quad (56)$$

where N_0 is given in the Appendix B.

Thus, we have constructed a complete analytical solution. Namely, the solution to the Cauchy problem (56) is a standard procedure programmed into various modern software packages. Therefore $\Omega(\tau)$ is considered to be known. Then substituting this function into $w(\tau) = \Omega'(\tau)$ and expressions (44) and (55), we find the metastability degree $w(\tau)$ and distribution function $\Phi(z, \tau)$. An important point is that this solution is constructed taking the main contribution of the saddle-point method into account (see expansion (54)). A more precise solution to the problem, taking two terms in the asymptotic expansion into account, is given in Appendix C.

Our analytical solutions are illustrated in Figures 3–5. In Figure 3, we compare the analytical solutions (56) found with allowance for the main contribution (54) and (C3) found with allowance for the main contribution and the first correction (C1). The main conclusion is that these solutions coincide. This indicates that the first correction does not influence the behavior of solutions essentially and we can use simpler formula (56) to plot the curves. Figure 3 also shows that the metastability degree w reduces with time and fluctuates due to the fluctuations of thermal outflux $Q_T(\tau) = Q_0(1 - \sin(\omega\tau)/2)$, where $\omega = \pi/15$. Furthermore, note that the more heat escapes the system (more Q_0), the more the melt cools and w increases.

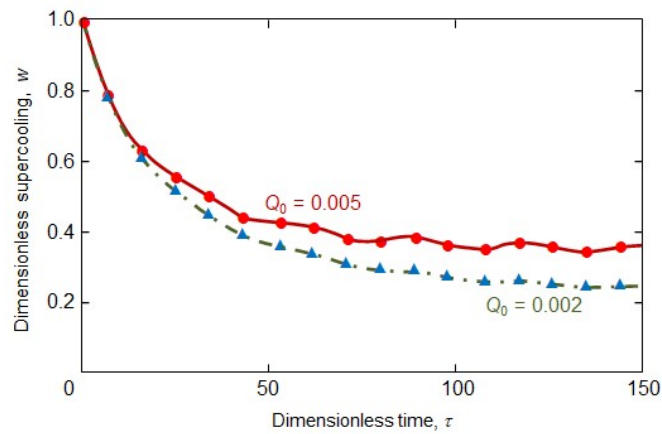


Figure 3. Metastability degree $w = \Delta T / \Delta T_0$ versus dimensionless time $\tau = t / t_*$ for the Meirs nucleation mechanism. The red solid and green dash-dotted curves are plotted accordingly to the analytical solutions (56). The red circles and blue triangles show the corresponding curves plotted accordingly to our solution (C3) (see the Appendix C). The system parameters used in calculations are: $v_0 = 0.01$, $p = 2$, $t_* = 178$ s, $r_0 = 1.8 \cdot 10^{-4}$ m, $\zeta_* = 5.6 \cdot 10^{-6}$, $\zeta_p = 0.056$, $B_1 = 748$, $z_0 = 0.056$, $\gamma = 0.71$. The initial crystal-radius distribution function $\Phi_0(z) = (z_0 - z) / (z_0 + v_0)$.

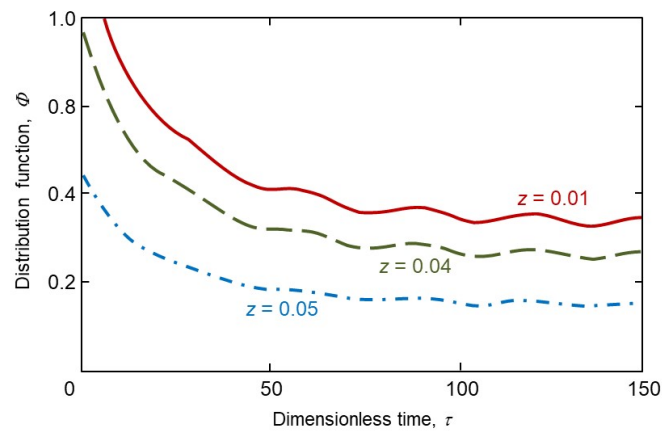


Figure 4. Particle-radius distribution function $\Phi(z, \tau)$ versus dimensionless time τ accordingly to the analytical solutions (44) and (55).

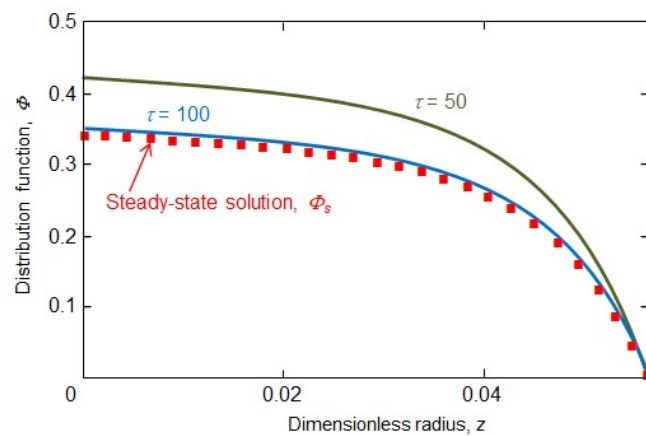


Figure 5. Particle-radius distribution function $\Phi(z, \tau)$ versus dimensionless radius z accordingly to the analytical solutions (44) and (55). Here $Q_0 = 0.005$ and $w_s = 0.349$. The steady-state distribution function $\Phi_s(z)$ (red squares) is plotted accordingly to the analytical solution (42).

Figure 4 illustrates the particle-radius distribution function versus time at fixed values of particle radii. One can easily see that the melt contains more small crystals ($z = 0.01$) and lesser larger particles ($z = 0.05$). Figure 5 shows the distribution of crystals of various sizes at fixed times τ . We can see that the particle-radius distribution function evolves with time to the steady-state distribution $\Phi_s(z)$. That means, in particular, that a stationary regime establishes at large times.

4. Conclusions

In summary, we have formulated a generalized mathematical model of particle ensemble evolution suitable for describing various physical processes and phenomena of nature. For example, the aforementioned model can be used when describing (i) nucleation and growth of crystals in the metastable liquid or gas phase, (ii) dissolution of crystals in an under-saturated liquid, (iii) evaporation of liquid droplets in metastable gas-vapor systems, (iv) intense liquid boiling, and (v) dispersed fuel combustion.

In this study, we discussed the theoretical methods that enable constructing a complete analytical solution to the problem of nucleation and growth of spherical particles in metastable media with allowance for external heat sink (mass source) and outward crystal removal. These methods are based on the saddle-point technique to calculate the Laplace-type integral and the separation of variables method to find the eigenvalues and eigenfunctions of the corresponding boundary-value problem. As this takes place, the application of these methods depends on the order of the kinetic equation. Namely, in dealing with the first-order equation, we should use the first of these methods (Section 3.1). If fluctuations in growth rates of crystals are taken into account, we must use both of these methods (Section 3.2). The theory was developed for particular laws of crystal growth rates $V(t)$ and nucleation kinetics $I(w(t))$. However, the aforementioned mathematical technique can be used when considering more complicated laws for $V(t)$ and $I(w(t))$ (see, among others, [9,67]). What is more, we can restrict ourselves to the first contributions of the asymptotic solution of the saddle point technique [33,61] (as a rule, we need the main contribution and some first corrections to it).

The analytical technique described above can be used when studying similar problems about the evolution of particulate assemblages with allowance for heat/mass exchange with the environment and possible removal of particles of a given size (for example, nucleation and evolution of crystals with polymerization in a monomer metastable liquid [6,45], bulk solidification with a two-phase region [68,69], magma, lava and ice crystallization [70,71], phase transformations when producing medicines, food additives and various chemical compounds [5,49,50,72,73]).

Author Contributions: Conceptualization, E.V.M. and D.V.A.; methodology, A.A.I. and D.V.A.; software, E.V.M., I.G.N. and S.L.; validation, I.V.A. and S.L.; formal analysis, E.V.M. and D.V.A.; investigation, E.V.M.; resources, I.G.N. and I.V.A.; writing—original draft preparation, E.V.M. and D.V.A.; writing—review and editing, E.V.M. and D.V.A.; visualization, I.V.A., I.G.N. and D.V.A.; discussion, D.V.A., E.V.M. and S.L.; supervision, E.V.M. and D.V.A.; project administration, D.V.A.; funding acquisition, I.G.N., A.A.I., I.V.A., E.V.M. and D.V.A. All authors have read and agreed to the published version of the manuscript.

Funding: This paper comprises two parts of research studies, including (i) the model generalization and discussion of governing equations, analytical solutions, analysis of the results obtained, and (ii) checking the mathematics, numerical calculations, visualization, and discussion of the functions obtained. Two parts of this review article were supported by two financial sources. The first part was supported by the Russian Foundation for Basic Research (grant no. 20-08-00199). At the same time, the authors are grateful to the Ministry of Science and Higher Education of the Russian Federation (grant no. FEUZ-2020-0057) for the support of the second part of the research studies.

Institutional Review Board Statement: Not applicable.

Informed Consent Statement: Not applicable.

Data Availability Statement: All data generated or analysed during this study are included in this published article.

Conflicts of Interest: The authors declare no conflict of interest.

Appendix A

The metastability degree w near the maximum point $\mu = \mu_0$ is defined by

$$\frac{dw}{d\mu} = Q(w) - B_1 w(\mu) \frac{\mu^3}{6}.$$

The derivatives of this function near $\mu = \mu_0$ ($w_0 = w(\mu_0)$) take the form

$$\begin{aligned} \left(\frac{dw}{d\mu}\right)_{\mu_0} &= 0, \quad \left(\frac{d^2w}{d\mu^2}\right)_{\mu_0} = -\frac{B_1 w_0 \mu_0^2}{2}, \\ \left(\frac{d^3w}{d\mu^3}\right)_{\mu_0} &= \frac{B_1^2 w_0 \mu_0^5}{12} - B_1 w_0 \mu_0 - \frac{B_1 w_0 \mu_0^2}{2} \left(\frac{dQ}{dw}\right)_{w_0}, \\ \left(\frac{d^4w}{d\mu^4}\right)_{\mu_0} &= \left[\left(\frac{dQ}{dw}\right)_{w_0} - \frac{B_1 \mu_0^3}{6} \right] \left(\frac{d^3w}{d\mu^3}\right)_{\mu_0} - B_1 \left[w_0 + \frac{3}{2} \mu_0^2 \left(\frac{d^2w}{d\mu^2}\right)_{\mu_0} \right]. \end{aligned}$$

The coefficients of the analytical solution (28) at $\mu \rightarrow \mu_0$ are given by

$$M^2|_{\mu_0} = \frac{-1}{2\psi''|_{\mu_0}}, \quad M_{\mu_0}^2 = -\frac{\psi'''|_{\mu_0}}{18\psi''^3|_{\mu_0}}, \quad M_{\mu_0}^{\prime 2} = -\frac{[11\psi''''|_{\mu_0} - 9\psi''|_{\mu_0}\psi^{(IV)}|_{\mu_0}]^2}{2592\psi''^5|_{\mu_0}}.$$

To solve the problem more accurately, it may be necessary to use more coefficients of the asymptotic saddle point solution. In this more general case, the metastability degree $w(\tau) = \Sigma'(\tau)$ is defined by

$$\Sigma'' = Q(\Sigma') - B_1 \Sigma' p^{-1/2} \exp(p\psi_0) \sum_{j=0}^{\infty} \tilde{b}_j(\mu_0, \Sigma(\tau)) p^{-j},$$

where

$$\begin{aligned} \tilde{b}_j(\mu_0, \Sigma) &= -\frac{2^{2j+1}}{(2j)!} \Gamma\left(j + \frac{1}{2}\right) \left[M(\mu_0, \mu) \frac{\partial}{\partial \mu} \right]^{2j} (\tilde{u}(\mu_0, \mu, \Sigma) M(\mu_0, \mu))_{\mu=\mu_0}, \\ \tilde{u}(\mu_0, \mu, \Sigma) &= \alpha_k^{-2} \frac{\left\{ \sqrt{1 + 2\alpha_k[\Sigma + \zeta(\mu_0) - \zeta(\mu)]} - 1 \right\}^2}{\sqrt{1 + 2\alpha_k[\Sigma + \zeta(\mu_0) - \zeta(\mu)]}} \exp[-H(\tau - \mu)]. \end{aligned}$$

Appendix B

The function N_0 entering in Equation (56) is defined as follows

$$\begin{aligned} N_0(\Omega', \Omega, \tau) &= \{Q(\tau) + (\Delta_1 - B_1 \Psi) \exp(p\psi(\Omega')) - B_1 \Omega' \Sigma_2 \\ &- 4v_0 B_1 \Omega' \exp(p\psi(\Omega')) [\Sigma_3 - \Sigma_4 / \Omega']\} [1 - B_1 \Omega' \exp(p\psi(\Omega')) W(\Omega') \Sigma_1]^{-1}, \end{aligned}$$

where

$$\begin{aligned} \Psi &= \frac{(z_0 + \zeta_*)^4 - 4\zeta_*^3(z_0 + \zeta_*) + 3\zeta_*^4}{12(z_0 + v_0)}, \quad \Delta_1 = \frac{B_1 v_0 [\zeta_*^3 - (z_0 + \zeta_*)^3]}{3(z_0 + v_0)}, \\ \Sigma_1 &= 4v_0 \sum_{j=0}^{\infty} \frac{\sigma_{j3}(M_j - v_0 E_j)}{K_j(\Omega')}, \quad \Sigma_2 = \sum_{j=0}^{\infty} \Phi_{0j} \exp(-\delta_j(\Omega, \tau)) (M_j - v_0 E_j), \end{aligned}$$

$$\Sigma_3 = \sum_{j=0}^{\infty} \frac{\sigma_{j1}(M_j - v_0 E_j)}{K_j(\Omega')}, \Sigma_4 = \sum_{j=0}^{\infty} \frac{\sigma_{j2}(M_j - v_0 E_j)}{K_j(\Omega')}, W(\Omega') = \frac{p\psi'\Omega' - 1}{\Omega'^2(p-1)},$$

$$M_j = \int_0^{z_0} (z + \zeta_*)^2 Z_j(z) dz, E_j = \int_0^{z_0} (z + \zeta_*)^2 \frac{dZ_j(z)}{dz} dz, \psi(w) = \psi(\Omega'),$$

$$K_j(\Omega') = (1 + 4v_0^2 m_j^2) \Omega' + 4v_0 \gamma, \sigma_{j1} = \frac{1}{Y_j(z_0 + v_0)} \int_0^{z_0} Z_j(z) \exp\left(\frac{-z}{v_0}\right) dz,$$

$$\sigma_{j2} = \frac{\gamma}{Y_j(z_0 + v_0)} \int_0^{z_0} (z_0 - z) Z_j(z) \exp\left(\frac{-z}{v_0}\right) dz, \sigma_{j3} = \frac{(p-1)\sigma_{j2}}{\gamma}.$$

Appendix C

Here we take into account the first correction factor to the main contribution to the integral (54). So, using the saddle-point technique, we obtain [33,61]

$$\int_0^{\tau} \sigma_j(\tau_1) \exp\left(\frac{\Lambda_j(\tau_1)}{4v_0}\right) d\tau_1 \approx 4v_0 \exp\left[\frac{\Lambda_j(\tau)}{4v_0}\right] \left(\frac{\sigma_j(\tau)}{\Lambda_j'(\tau)} - 4v_0 \alpha_{1j}(\tau)\right), \tag{A1}$$

where

$$\alpha_{1j}(\tau) = \frac{\Gamma(2)}{\Lambda_j'(\tau)} \frac{d}{d\tau_1} \left(\frac{\sigma_j(\tau_1)}{\Lambda_j'(\tau_1)}\right), \tau_1 = \tau.$$

Let us especially emphasize that the first term in the expansion (C1) represents the main contribution of the saddle-point method obtained in (54).

In this case, the rescaled distribution function $\Phi_1(z, \tau)$ becomes (instead of formula (55))

$$\Phi_1 \approx \sum_{j=0}^{\infty} Z_j(z) \left\{ \Phi_{0j} \exp(-\delta_j(\tau)) + \frac{4v_0 \sigma_j(\tau)}{(1 + 4v_0^2 m_j^2) \Omega'(\tau) + 4v_0 \gamma} - \frac{16v_0^2 \Gamma(2)}{(K_j(\Omega'))^3} \right. \tag{A2}$$

$$\left. \times \left[K_j(\Omega') \iota_j(\Omega', \Omega'') - \sigma_{j3} K_j(\Omega') \exp(p\psi(\Omega')) W(\Omega') \Omega'''(\tau) - \sigma_j(\tau) \Lambda_j''(\Omega'') \right] \right\}$$

where

$$\sigma_j(\tau) = \sigma_j(\Omega', \Omega'') = \left(\sigma_{j1} - \frac{\sigma_{j2}}{\Omega'(\tau)} - \sigma_{j3} W(\Omega') \Omega''(\tau) \right) \exp(p\psi(\Omega')),$$

$$\iota_j(\Omega', \Omega'') = \exp(p\psi(\Omega')) \Omega'' \left\{ p\sigma_{j1} \psi' - \frac{\sigma_{j2}}{\Omega'} \left[p\psi' - \frac{1}{\Omega'} \right] \right.$$

$$\left. - \sigma_{j3} \Omega'' \left[p\psi' W(\Omega') + \frac{dW}{d\Omega'} \right] \right\}, \psi' = \frac{d\psi}{d\Omega'}, \Lambda_j''(\Omega'') = (4m_j^2 v_0^2 + 1) \Omega''.$$

Now we have from (40) and (A2)

$$\Omega''' = N_1(\Omega'', \Omega', \Omega, \tau), \Omega = 0, \Omega' = 1, \Omega'' = \Omega_{sd}, \tau = 0. \tag{A3}$$

The boundary value U_{sd} can be defined from expression (40) with allowance for $\Phi(z, 0) = \Phi_0(z)$ and $w = \Omega'$, and

$$N_1(\Omega'', \Omega', \Omega, \tau) = \{ Q(\tau) - \Omega'' + (\Delta_1 - B_1 \Psi) \exp(p\psi(\Omega')) - B_1 \Omega' \Sigma_2$$

$$+ 16v_0^2 \Gamma(2) B_1 \Omega' \Sigma_5 - B_1 \exp(p\psi(\Omega')) [4v_0(\bar{\Sigma}_3 \Omega' - \bar{\Sigma}_4) - \bar{\Sigma}_1 \Omega' W(\Omega') \Omega''] \}$$

$$\times \{ 4v_0 B_1 \Gamma(2) \Omega' \exp(p\psi(\Omega')) W(\Omega') \Sigma_6 \}^{-1},$$

where

$$\begin{aligned}\bar{\Sigma}_1 &= 4v_0 \sum_{j=0}^{\infty} \frac{\sigma_{j3} v_j(\Omega'') (M_j - v_0 E_j)}{K_j(\Omega')}, \quad \bar{\Sigma}_3 = \sum_{j=0}^{\infty} \frac{\sigma_{j1} v_j(\Omega'') (M_j - v_0 E_j)}{K_j(\Omega')}, \\ \bar{\Sigma}_4 &= \sum_{j=0}^{\infty} \frac{\sigma_{j2} v_j(\Omega'') (M_j - v_0 E_j)}{K_j(\Omega')}, \quad v_j(\Omega'') = 1 + \frac{4v_0 \Gamma(2) \Lambda_j''(\Omega'')}{(K_j(\Omega'))^2}, \\ \Sigma_5 &= \sum_{j=0}^{\infty} \frac{\iota_j(\Omega', \Omega'') (M_j - v_0 E_j)}{(K_j(\Omega'))^2}, \quad \Sigma_6 = 4v_0 \sum_{j=0}^{\infty} \frac{\sigma_{j3} (M_j - v_0 E_j)}{(K_j(\Omega'))^2}.\end{aligned}$$

References

- Zettlemoyer, A.C. *Nucleation*; Dekker: New York, NY, USA, 1969.
- Mullin, J.W. *Crystallization*; Butterworths: London, UK, 1972.
- Janse, A.H. *Nucleation and Crystal Growth in Batch Crystallizers*; Delft University of Technology: Delft, The Netherlands, 1977.
- Pot, A. *Industrial Sucrose Crystallization*; Delft University of Technology: Delft, The Netherlands, 1980.
- Kelton, K.F.; Greer, A.L. *Nucleation in Condensed Matter: Applications in Materials and Biology*; Elsevier: Amsterdam, The Netherlands, 2010.
- Buyevich, Y.A.; Natalukha, I.A. Unsteady processes of combined polymerization and crystallization in continuous apparatuses. *Chem. Eng. Sci.* **1994**, *49*, 3241–3247. [[CrossRef](#)]
- Makoveeva, E.V.; Alexandrov, D.V. Mathematical simulation of the crystal nucleation and growth at the intermediate stage of a phase transition. *Russ. Metall. (Metally)* **2018**, *2018*, 707–715. [[CrossRef](#)]
- Makoveeva, E.V.; Alexandrov, D.V. Effects of external heat/mass sources and withdrawal rates of crystals from a metastable liquid on the evolution of particulate assemblages. *Eur. Phys. J. Spec. Top.* **2019**, *228*, 25–34. [[CrossRef](#)]
- Alexandrova, I.V.; Alexandrov, D.V. Dynamics of particulate assemblages in metastable liquids: A test of theory with nucleation and growth kinetics. *Phil. Trans. R. Soc. A* **2020**, *378*, 20190245. [[CrossRef](#)]
- Akselrud, G.A.; Molchanov, A.D. *Dissolution of Solids*; Khimia: Moscow, Russia, 1977.
- Tundal, U.H.; Ryum, N. Dissolution of particles in binary alloys: Part I. Computer simulations. *Met. Trans. A* **1992**, *23*, 433–444. [[CrossRef](#)]
- Wen, H.; Li, T.; Morris, K.R.; Park, K. Dissolution study on aspirin and α -glycine crystals. *J. Phys. Chem. B* **2004**, *108*, 11219–11227. [[CrossRef](#)]
- Oswald, R.; Ulrich, J. Dissolution behavior of lysozyme crystals. *Cryst. Growth Des.* **2015**, *15*, 4556–4562. [[CrossRef](#)]
- Siepmann, J.; Siepmann, F. Mathematical modeling of drug dissolution. *Int. J. Pharm.* **2013**, *453*, 12–24. [[CrossRef](#)]
- Dewhurst, M.W.; Secomb, T.W. Transport of drugs from blood vessels to tumour tissue. *Nat. Rev. Cancer* **2017**, *17*, 738–750. [[CrossRef](#)]
- Ivanov, A.A.; Alexandrov, D.V.; Alexandrova, I.V. Dissolution of polydisperse ensembles of crystals in channels with a forced flow. *Phil. Trans. R. Soc. A* **2020**, *378*, 20190246. [[CrossRef](#)]
- Alexandrov, D.V.; Okhezina, S.P.; Ivanov, A.A. Dissolution kinetics of particulate assemblages in channels. *Eur. Phys. J. Spec. Top.* **2020**, *229*, 3021–3032. [[CrossRef](#)]
- Yasnikov, G.P. Kinetics of similarity regime of vaporization of a polydisperse system of drops. *J. Eng. Phys.* **1982**, *42*, 163–169. [[CrossRef](#)]
- Masters, K. *Spray Drying in Practice*; Spray Dry Consult.: Charlottenlund, Denmark, 2002.
- Anandharamakrishnan, C.; Padma Ishwarya, S. *Spray Drying Technique for Food Ingredient Encapsulation*; Wiley Blackwell: Chichester, UK, 2015.
- Ivanov, A.A.; Alexandrova, I.V.; Alexandrov, D.V. Evaporation kinetics of a polydisperse ensemble of drops. *Phil. Trans. R. Soc. A* **2021**, *379*, 20200309. [[CrossRef](#)] [[PubMed](#)]
- Alexandrov, D.V.; Alexandrova, I.V.; Ivanov, A.A. Mathematical modeling of vaporization process for a polydisperse ensemble of liquid drops. *Math. Meth. Appl. Sci.* **2021**, *44*, 12101–12107. [[CrossRef](#)]
- Skripov, V.P. *Methastable Liquids*; Wiley: New York, NY, USA, 1974.
- Buyevich, Y.A.; Natalukha, I.A. Self-oscillating regimes of nucleate, transition and film boiling. *Int. J. Heat Mass Trans.* **1996**, *39*, 2363–2373. [[CrossRef](#)]
- Alexandrova, I.V.; Ivanov, A.A.; Alexandrov, D.V. Analytical solution of integro-differential equations describing the process of intense boiling of a superheated liquid. *Math. Meth. Appl. Sci.* **2021**. [[CrossRef](#)]
- Alexandrova, I.V.; Ivanov, A.A.; Alexandrov, D.V. Approximate analytical solutions of the kinetic and balance equations for intense boiling. *Eur. Phys. J. Spec. Top.* **2022**, *231*, 1153–1158. [[CrossRef](#)]
- Zeldovich, Y.B.; Barenblatt, G.I.; Librovich, V.B.; Makhviladze, G.M. *The Mathematical Theory of Combustion and Explosion*; Consultants Bureau: New York, NY, USA, 1985.

28. Makhviladze, G.M.; Rogatykh, D.I. Nonuniformities in initial temperature and concentration as a cause of explosive chemical reactions in combustible gases. *Combust. Flame* **1991**, *87*, 347–356. [[CrossRef](#)]
29. Chan, C.Y.; Kong, P.C. A thermal explosion model. *Appl. Math. Comp.* **1995**, *71*, 201–210. [[CrossRef](#)]
30. Ivanov, A.; Alexandrova, I.; Alexandrov, D. Mathematical modeling of the combustion process for a polydispersed fuel. *Math. Meth. Appl. Sci.* **2021**, *44*, 12040–12046. [[CrossRef](#)]
31. Buyevich, Y.A.; Goldobin, Y.M.; Yasnikov, G.P. Evolution of a particulate system governed by exchange with its environment. *Int. J. Heat Mass Trans.* **1994**, *37*, 3003–3014. [[CrossRef](#)]
32. Buyevich, Y.A.; Alexandrov, D.V. On the theory of evolution of particulate systems. *IOP Conf. Ser. Mater. Sci. Eng.* **2017**, *192*, 012001. [[CrossRef](#)]
33. Alexandrov, D.V. Nonlinear dynamics of polydisperse assemblages of particles evolving in metastable media. *Eur. Phys. J. Spec. Top.* **2020**, *229*, 383–404. [[CrossRef](#)]
34. Łuczka, J.; Niemec, M.; Rudnicki, R. Kinetics of growth process controlled by convective fluctuations. *Phys. Rev. E* **2002**, *65*, 051401. [[CrossRef](#)]
35. Gadomski, A. Kinetic–thermodynamic effects accompanying model protein-like aggregation: The wave-like limit and beyond it. *Phys. A* **2007**, *373*, 43–57. [[CrossRef](#)]
36. Alexandrov, D.V. Nucleation and evolution of spherical crystals with allowance for their unsteady-state growth rates. *J. Phys. A Math. Theor.* **2018**, *51*, 075102. [[CrossRef](#)]
37. Alexandrov, D.V.; Alexandrova, I.V. On the theory of the unsteady-state growth of spherical crystals in metastable liquids. *Phil. Trans. R. Soc. A* **2019**, *377*, 20180209. [[CrossRef](#)]
38. Alexandrov, D.V.; Nizovtseva, I.G.; Alexandrova, I.V. On the theory of nucleation and nonstationary evolution of a polydisperse ensemble of crystals. *Int. J. Heat Mass Trans.* **2019**, *128*, 46–53. [[CrossRef](#)]
39. Niemec, M.; Olchawa, W.; Schimansky-Geier, L.; Łuczka, J. Kinetics of crystal growth limited by random velocity fields. *Int. J. Bifur. Chaos* **2008**, *18*, 2673–2679. [[CrossRef](#)]
40. Zel'dovich, J.B. On the theory of formation of new phases: Cavitation. *J. Exp. Theor. Phys.* **1942**, *12*, 525–538.
41. Lifshitz, E.M.; Pitaevskii, L.P. *Physical Kinetic*; Pergamon Press: Oxford, UK, 1981.
42. Alexandrov, D.V. On the theory of transient nucleation at the intermediate stage of phase transitions. *Phys. Lett. A* **2014**, *378*, 1501–1504. [[CrossRef](#)]
43. Rubí, J.M.; Gadomski, A. Nonequilibrium thermodynamics versus model grain growth: Derivation and some physical implications. *Phys. A* **2003**, *326*, 333–343. [[CrossRef](#)]
44. Gardiner, C.W. *Handbook on Stochastic Methods: For Physics, Chemistry and the Natural Sciences*; Springer: Berlin, Germany, 1983.
45. Ivanov, A.A.; Alexandrova, I.V.; Alexandrov, D.V. Phase transformations in metastable liquids combined with polymerization. *Phil. Trans. R. Soc. A* **2019**, *377*, 20180215. [[CrossRef](#)] [[PubMed](#)]
46. Buyevich, Y.A.; Korolyova, N.A.; Natalukha, I.A. Modelling of unsteady combustion regimes for polydisperse fuels-I. Instability and auto-oscillations. *Int. J. Heat Mass Trans.* **1993**, *36*, 2223–2231. [[CrossRef](#)]
47. Buyevich, Y.A.; Korolyova, N.A.; Natalukha, I.A. Modelling of unsteady combustion regimes for polydisperse fuels-II. Parametrically controlled combustion. *Int. J. Heat Mass Trans.* **1993**, *36*, 2233–2238. [[CrossRef](#)]
48. Buyevich, Y.A.; Mansurov, V.V. Kinetics of the intermediate stage of phase transition in batch crystallization. *J. Cryst. Growth* **1990**, *104*, 861–867. [[CrossRef](#)]
49. Barlow, D.A. Theory of the intermediate stage of crystal growth with applications to protein crystallization. *J. Cryst. Growth* **2009**, *311*, 2480–2483. [[CrossRef](#)]
50. Barlow, D.A. Theory of the intermediate stage of crystal growth with applications to insulin crystallization. *J. Cryst. Growth* **2017**, *470*, 8–14. [[CrossRef](#)]
51. Alexandrov, D.V.; Malygin, A.P. Transient nucleation kinetics of crystal growth at the intermediate stage of bulk phase transitions. *J. Phys. A: Math. Theor.* **2013**, *46*, 455101. [[CrossRef](#)]
52. Alexandrov, D.V.; Alexandrova, I.V.; Ivanov, A.A.; Malygin, A.P.; Starodumov, I.O.; Toropova, L.V. On the Theory of the Nonstationary Spherical Crystal Growth in Supercooled Melts and Supersaturated Solutions. *Russ. Metall. (Metally)* **2019**, *2019*, 787–794. [[CrossRef](#)]
53. Barlow, D.A.; LaVoie-Ingram, E.; Bayat, J. Population-balance study of protein crystal growth from solution using a hyperbolic rate law. *J. Cryst. Growth* **2022**, *578*, 126417. [[CrossRef](#)]
54. Gadomski, A.; Slódmia, J. A novel model of protein crystal growth: Kinetic limits, length scales and the role of the double layer. *Croat. Chem. Acta* **2003**, *76*, 129–136.
55. Santamaría-Holek, I.; Gadomski, A.; Rubí, J.M. Controlling protein crystal growth rate by means of temperature. *J. Phys. Condens. Matter* **2011**, *23*, 235101. [[CrossRef](#)]
56. Alexandrov, D.V. Nucleation and crystal growth kinetics during solidification: The role of crystallite withdrawal rate and external heat and mass sources. *Chem. Eng. Sci.* **2014**, *117*, 156–160. [[CrossRef](#)]
57. Makoveeva, E.V.; Alexandrov, D.V.; Ivanov, A.A. Mathematical modeling of crystallization process from a supercooled binary melt. *Math. Meth. Appl. Sci.* **2021**, *44*, 12244–12251. [[CrossRef](#)]
58. Makoveeva, E.V.; Alexandrov, D.V. How the shift in the phase transition temperature influences the evolution of crystals during the intermediate stage of phase transformations. *Eur. Phys. J. Spec. Top.* **2020**, *229*, 2923–2935. [[CrossRef](#)]

59. Buyevich, Y.A.; Mansurov, V.V.; Natalukha, I.A. Instability and unsteady processes of the bulk continuous crystallization. *Chem. Eng. Sci.* **1991**, *46*, 2573–2588. [[CrossRef](#)]
60. Ivanov, A.A.; Alexandrova, I.V.; Alexandrov, D.V. Towards the theory of phase transformations in metastable liquids. Analytical solutions and stability analysis. *Eur. Phys. J. Spec. Top.* **2020**, *229*, 365–373. [[CrossRef](#)]
61. Fedoruk, M.V. *Saddle-Point Method*; Nauka: Moscow, Russia, 1977.
62. Vollmer, U.; Raisch, J. H_{∞} -control of a continuous crystallizer. *Control Eng. Pract.* **2001**, *9*, 837–845. [[CrossRef](#)]
63. Rachah, A.; Noll, D.; Espitalier, F.; Baillon, F. A mathematical model for continuous crystallization. *Math. Methods Appl. Sci.* **2016**, *39*, 1101–1120. [[CrossRef](#)]
64. Melikhov, I.V.; Belousova, T.Y.; Uludev, N.A.; Blyudev, N.T. Fluctuations in the rate of growth of microcrystals. *Kristallografiya* **1974**, *19*, 1263–1268.
65. Randolph, A.D.; White, E.T. Modeling size dispersion in the prediction of crystal-size distribution. *Chem. Eng. Sci.* **1977**, *32*, 1067–1076. [[CrossRef](#)]
66. Alexandrov, D.V.; Malygin, A.P. Nucleation kinetics and crystal growth with fluctuating rates at the intermediate stage of phase transitions. *Modell. Simul. Mater. Sci. Eng.* **2014**, *22*, 015003. [[CrossRef](#)]
67. Lippmann, S.; Fink, M.; Rettenmayr, M. Experimental determination of the nucleation rate of melt in a solid solution. *Acta Mater.* **2014**, *72*, 32–40. [[CrossRef](#)]
68. Alexandrov, D.V.; Aseev, D.L.; Nizovtseva, I.G.; Huang, H.-N.; Lee, D. Nonlinear dynamics of directional solidification with a mushy layer. Analytic solutions of the problem. *Int. J. Heat Mass Trans.* **2007**, *50*, 3616–3623. [[CrossRef](#)]
69. Nizovtseva, I.G.; Alexandrov, D.V. The effect of density changes on crystallization with a mushy layer. *Phil. Trans. R. Soc. A* **2020**, *378*, 20190248. [[CrossRef](#)]
70. Solomatov, V.S.; Stevenson, D.J. Kinetics of crystal growth in a terrestrial magma ocean. *J. Geophys. Res.* **1993**, *98*, 5407–5418. [[CrossRef](#)]
71. Alexandrov, D.V.; Malygin, A.P. Analytical description of seawater crystallization in ice fissures and their influence on heat exchange between the ocean and the atmosphere. *Dokl. Earth Sci.* **2006**, *411*, 1407–1411. [[CrossRef](#)]
72. Galkin, O.; Vekilov, P.G. Are nucleation kinetics of protein crystals similar to those of liquid droplets? *J. Am. Chem. Soc.* **2000**, *122*, 156–163. [[CrossRef](#)]
73. Streets, A.M.; Quake, S.R. Ostwald ripening of clusters during protein crystallization. *Phys. Rev. Lett.* **2010**, *104*, 178102. [[CrossRef](#)]