







# Confirming the presence of *Lasiurus frantzii* (Peters, 1870) (Chiroptera, Vespertilionidae) in South America: more questions than answers

Héctor E. Ramírez-Chaves<sup>1,2</sup>, Alexandra Cardona-Giraldo<sup>1</sup>, Paula A. Ossa-López<sup>1</sup>, Héctor Fabio Arias Monsalve<sup>2,3</sup>, Fredy A. Rivera-Páez<sup>1</sup>, Darwin M. Morales-Martínez<sup>4</sup>

1 Grupo de Investigación en Genética, Biodiversidad y Manejo de Ecosistemas (GEBIOME), Departamento de Ciencias Biológicas, Facultad de Ciencias Exactas y Naturales, Universidad de Caldas, Calle 65 No. 26-10, Manizales, Caldas 170004, Colombia

2 Centro de Museos, Museo de Historia Natural, Universidad de Caldas, Calle 65 No 26-10, Manizales, Caldas, Colombia

3 Fundación Ecológica Cafetera -FEC-, Km 11 vía al Magdalena, Manizales, Colombia

4 Museum of Natural Science and Department of Biological Sciences, Louisiana State University, 119 Foster Hall 70803, Baton Rouge, Louisiana, USA

Corresponding author: Héctor E. Ramírez-Chaves ([hector.ramirez@ucaldas.edu.co](mailto:hector.ramirez@ucaldas.edu.co))



This article is part of:  
**Biology of Pangolins and Bats**

Academic editor: DeeAnn Reeder

Received: 25 April 2023

Accepted: 6 September 2023

Published: 19 September 2023

ZooBank: <https://zoobank.org/566F7CFD-BD96-415C-8544-AE2DF66038EC>

Citation: Ramírez-Chaves HE, Cardona-Giraldo A, Ossa-López PA, Arias Monsalve HF, Rivera-Páez FA, Morales-Martínez DM (2023) Confirming the presence of *Lasiurus frantzii* (Peters, 1870) (Chiroptera, Vespertilionidae) in South America: more questions than answers. ZooKeys 1180: 145–157. <https://doi.org/10.3897/zookeys.1180.105497>

Copyright: © Héctor E. Ramírez-Chaves et al. This is an open access article distributed under terms of the Creative Commons Attribution License ([Attribution 4.0 International – CC BY 4.0](https://creativecommons.org/licenses/by/4.0/)).

## Abstract

The western or desert red bat, *Lasiurus frantzii*, is a cryptic insectivore species distributed in the Neotropics from Mexico south through Central America to Panama. *L. frantzii* was long considered a subspecies of the red bat, *Lasiurus blossevillii*, but recently it was elevated to full-species status based on genetic information. Here we present evidence of the presence of *L. frantzii* in the Andean Region of Colombia, confirming the species' presence in South America; the new record, from 3836 m a.s.l., is also the highest elevation known for the species. We suggest that *L. frantzii* might be widely distributed in trans-Andean areas of Colombia, Ecuador, Venezuela, and perhaps Peru and Bolivia. However, a review and exploration of additional morphological traits to identify the species are necessary because of the uncertainty of the distribution of *L. frantzii*.

**Key words:** Andes, bats, Colombia, cryptic, distribution, morphology

## Introduction

The genus *Lasiurus* Gray, 1831 (Chiroptera, Vespertilionidae) comprises 20 species of insectivorous bats distributed in the Americas (Mammal Diversity Database 2023; Simmons and Cirranello 2023). The genus comprises small to medium-sized species with brightly coloured or banded dorsal pelage and a thickly furred dorsal uropatagium (Gardner and Handley 2008; Reid 2009). In recent years, *Lasiurus* has been separated into three distinct genera (Baird et al. 2015, 2017, 2021): *Aeorestes* Fitzinger, 1870, *Dasypterus* Peters, 1870, and *Lasiurus*; however, currently *Aeorestes* and *Dasypterus* are considered to be subgenera (Simmons and Cirranello 2023).

In South America, six of the 11 species belonging to the nominotypical subgenus *Lasiurus* have been historically documented: *L. arequipae* Málaga, Díaz, Arias & Medina, 2020; *L. atratus* Handley, 1996; *L. blossevillii* (Lesson & Garnot,

1826); *L. castaneus* Handley, 1960; *L. ebenus* Fazzolari-Corrêa, 1994; and *L. varius* Poeppig, 1835. Of these, *L. blossevillii* is considered widely distributed in South America, with records in Colombia, Venezuela, Trinidad and Tobago, Guyana, Suriname, French Guiana, Ecuador (including the Galápagos), Peru, Bolivia, Brazil, Argentina, Paraguay, and Uruguay (Díaz et al. 2021; Mammal Diversity Database 2023). In the northern part of South America (western Colombia and Ecuador and northern Venezuela), Gardner and Handley (2008) included the presence of *L. b. frantzii* (Peters, 1870), which was described from Costa Rica but also inhabits Mexico and several countries in Central America. Recently, *L. frantzii* was elevated to full species by Baird et al. (2015: 1265) who suggested that it “does extend into northern South America while the strictly South American forms would be in a separate species, *L. blossevillii*.” Baird et al. (2015) showed that *L. blossevillii* is easily separated of *L. frantzii* based on the deep divergence of the mtDNA and supposed restricted the distribution of *L. frantzii* to Central America (Mexico to Panama). Previous suggestions that this taxon (as a subspecies of *L. blossevillii*) is present in northern South America were based on morphological and distribution analyses (Handley 1960; Gardner and Handley 2008; Morales-Martínez and Ramírez-Chaves 2015).


A recent study (i.e. Rojas-Herrera et al. 2023) has included *L. frantzii* in northern South America (Colombia, Ecuador, and Venezuela) based on the conclusions of previous works (Gardner and Handley 2008; Baird et al. 2015; Morales-Martínez and Ramírez-Chaves 2015), but there was no information on the limits of the distribution of *L. blossevillii*, which to date is still considered widely distributed in South America (Mammal Diversity Database 2023). Similarly, the altitudinal distribution ranges are unclear for both species. Although *L. blossevillii* has been documented reaching elevations up to 2400 m in Peru (Graham 1983), in Colombia and Ecuador the species is documented up to 2900 (Gardner and Handley 2008; Morales-Martínez and Ramírez-Chaves 2015; Tirira 2017), and it is unclear if that elevation effectively corresponds to records of *L. blossevillii* or *L. frantzii*.

Here, we confirm the presence of *L. frantzii* in Colombia supported by genetic evidence, extend the elevational distribution of this species, and suggest hypotheses on the distribution of *L. frantzii* and *L. blossevillii* in South America.

## Methods

The new record is based on a single female specimen found near a páramo ecosystem, a grassland-shrubland area found at elevations between ~3000 and 5000 m in northern South America to northern Peru (Fig. 1). The locality of the record is the Bosques de La CHEC, Predio Romeral II (4.9454°N, -75.3892°W; 3836 m a.s.l.), municipality of Villamaría, Department of Caldas, in the Central Andes of Colombia. The specimen was found dormant, at the base of a bush of the genus *Hypericum* L. (Clusiaceae) on 1 September 2020.

We collected and deposited the specimen in the Mammal Collection of the Museo de Historia Natural of the Universidad de Caldas (MHN-UCa-M) in Manizales, Colombia. For the morphological characterization we obtained 13 skull and five external measurements (in mm) using digital calipers accurate to 0.01 mm: greatest length of the skull (**GLS**), postorbital constriction (**PC**), least interorbital breadth (**LIB**), zygomatic breadth (**ZB**), braincase breadth (**BB**),



**Figure 1.** Details of the locality record at the Central Cordillera in Villamaría, Caldas, Colombia **A** Páramo ecosystem dominated by plants of the genus *Espeletia* **B** high Andean grassland and shrubland areas **C** the plant of the genus *Hypericum* in which *L. frantzii* was found.

palatal length (**PL**), condylo-basal length (**CBL**), mastoid breadth (**MB**), breadth across upper canines (**C-C**), breadth across upper molars (**M-M**), mandibular length (**ML**), maxillary toothrow length (**LMxT**), mandibular toothrow length (**LMdT**), total length (**TL**), tail length (**Tail**), and ear length (**Ear**), hindfoot length (**HF**), and forearm length (**FA**) (Simmons and Voss 1998). We also compared the morphological traits of the new specimen with those from other *Lasiurus* taxa found in South America (Handley 1960; Málaga et al. 2020).

## Molecular analyses and identification

To confirm the identification of the specimen of *Lasiurus* collected, we extracted genomic DNA from muscle tissues preserved in 96% ethanol. DNA was extracted with a Wizard Genomic DNA Purification kit (Promega Corporation) following the manufacturer's protocol. We obtained a sequence of the mitochondrial cytochrome-b (cyt-b) gene (896 bp) using the primers LGL765F (Bickham et al. 1995) and LGL766R (Bickham et al. 2004), and the concentrations and the reaction conditions as in Ramírez-Chaves et al. (2021). To complete the data set for comparisons, we gathered 68 homologous sequences of 16 species of *Lasiurus* from GenBank (Suppl. material 1). We used *Myotis riparius* and *Eptesicus fuscus* as outgroups.


We aligned all the sequences of each gene using the default parameters of the Clustal W algorithm in BioEdit v. 7.2.6 software (Hall 1999). We assessed the best-fit evolutionary model using ModelFinder (Kalyaanamoorthy et al. 2017) implemented in IQ-TREE (Nguyen et al. 2015) software specifying the TIM2+F+I+G4 model. We conducted a maximum-likelihood analysis using IQ-TREE (Nguyen et al. 2015) using 20,000 replicates to find the best tree. We used nonparametric SH-aLRT and ultrafast-bootstrap (UFBoot; Hoang et al. 2018) values as the branch support measure. Finally, we used MEGA 7 (Kumar et al. 2015) to calculate average uncorrected *p*-distances with partial deletion, allowing for less than 5% of gaps, missing data, and ambiguous bases, resulting in a new matrix of 800 bp for distance calculations. The percentage of genetic divergence was computed as genetic distance  $\times$  100.

## Distribution hypothesis

Based on information available in the literature (e.g. Handley 1960; Gardner and Handley 2008; Morales-Martínez and Ramírez-Chaves 2015) and our new record, we suggest distribution hypotheses of *L. blossevillii* and *L. frantzii* in South America.

## Results

The specimen (MHN-UCa-M 3317) was identified as belonging to the subgenus *Lasiurus* based on the following external and cranial morphological traits: soft and dense fur with bright reddish colouration dorsally, the ventral fur is lighter with paler tones (Fig. 2). The uropatagium is long and with abundant hair of similar colouration to the shoulders. The specimen has morphological traits that resemble those of *Lasiurus blossevillii*, *L. frantzii*, and *L. varius* (Handley 1960; Málaga et al. 2020). MHN-UCa-M 3317 differs from other species of the genus *Lasiurus* (Table 1) by the smaller forearm (< 43 mm vs > 44 mm in *L. arequipae*, *L. atratus*, and *L. castaneus*). MHN-UCa-M 3317 is differentiated from *L. varius* by the lighter (pinkish) colouration of the face (blackish in *L. varius*) and wings with lighter colouration near to the sides of forearms and metacarpus (totally black in *L. varius*). MHN-UCa-M 3317 can be differentiated from *L. blossevillii* by the lighter (pinkish) colouration of the face (blackish in *L. blossevillii*), the presence of a patch of lighter hairs on the shoulders (absent in *L. blossevillii*; Málaga et al. 2020), and the dorsum reddish without whitewash (dorsum washed with whitish "frost" in *L. blossevillii*; Handley 1960). MHN-UCa-M 3317 also showed the presence of moderate fat in the pelvis and near the axillary



**Figure 2.** Details of the specimen of *Lasiurus frantzii* (MHN-UCa-M 3317) from Colombia **A** pinkish face and ears **B** details of the light spot in the shoulders **C** membranes with reddish markings.

mammary glands. Cranially MHN-UCa-M 3317 exhibited two upper premolars per ramus (Fig. 3), similar to other species of red bats.

Results of the molecular identification based on *cyt-b* showed that our specimen is in the same clade as the sequence of *L. frantzii* from Mexico with strong support (SH-aLRT = 100; UFBoot = 100). This clade is sister to *L. blossevillii* (SH-aLRT = 100; UFBoot = 100); the clade is recovered with strong support (SH-aLRT = 100; UFBoot = 100; Fig. 4). This close relationship confirms the identification of MHN-UCa-M 3317 as *L. frantzii*. The genetic distance between the specimen MHN-UCa-M 3317 from Colombia and *L. frantzii* from Mexico is 1.85%. Genetic distances of *L. frantzii* clade versus other species are within 12.71% with its sister clade *L. blossevillii* and 20.24% with *L. egregius* (Table 2).

**Table 1.** External and cranial measurements (mm) and weight (g) of the confirmed record of *Lasiurus frantzii* in South America. Measurements of *L. varius* and *L. blossevillii* taken from Málaga et al. (2020). Numbers include mean ± SD, ranges in parentheses, and sample size.

Measurement	<i>L. frantzii</i> MHN-UCa-M 3317 female	<i>L. varius</i>	<i>L. blossevillii</i>
Total length (TL)	112	108.6 ± 4.87 (105.0–118.0) 7	100.6 ± 5.65 (92.0–112.0) 10
Tail length (tail)	55.5	52.1 ± 4.67 (44.0–58.0) 7	47.9 ± 2.77 (44.5–52.0) 10
Hindfoot	8.5	7.3 ± 1.44 (6.0–10.0) 7	8.0 ± 0.75 (7.0–9.0) 8
Ear length (ear)	11.55	11.8 ± 1.84 (9.0–13.9) 7	10.3 ± 1.16 (8.0–11.6) 10
Forearm	42.91	40.6 ± 0.88 (39.9–42.1) 7	39.3 ± 1.22 (37.7–41.3) 12
W	11 g	0.2 ± 1.06 (9.5–11.0) 2	8.2 ± 1.36 (6.0–10.0) 6
GLS	12.66	13.0 ± 0.21 (12.8–13.4) 7	11.8 ± 0.38 (11.3–12.5) 10
PC	4.44	4.5 ± 0.13 (4.3–4.7) 7	4.2 ± 0.14 (4.1–4.5) 11
LIB	5.64	6.0 ± 0.08 (5.9–6.1) 7	5.3 ± 0.18 (4.9–5.5) 11
ZB	9.24	9.7 ± 0.10 (9.6–9.8) 7	8.7 ± 0.38 (8.3–9.4) 7
BB	7.59	7.7 ± 0.19 (7.5–8.0) 7	7.3 ± 0.38 (6.6–7.8) 11
PL	4.07	5.5 ± 0.20 (5.3–5.9) 6	4.8 ± 0.26 (4.4–5.0) 7
CBL	12.07	12.6 ± 0.24 (12.2–12.9) 7	11.1 ± 0.47 (10.3–11.8) 10
MB	7.75	7.8 ± 0.39 (7.0–8.2) 7	7.4 ± 0.22 (7.1–7.9) 10
C-C	5.29	5.2 ± 0.16 (5.0–5.4) 7	4.4 ± 0.18 (4.1–4.7) 10
M-M	5.79	6.3 ± 0.13 (6.1–6.5) 7	5.3 ± 0.28 (4.9–5.7) 11
LM	9.39	9.8 ± 0.09 (9.7–10.0) 7	8.7 ± 0.29 (8.4–9.4) 9
LMxT	4.22	4.6 ± 0.07 (4.5–4.7) 7	3.9 ± 0.14 (3.6–4.1) 11
LMdT	5.13	5.3 ± 0.05 (5.3–5.4) 7	4.6 ± 0.10 (4.5–4.8) 10

**Table 2.** Uncorrected *p*-distances in % for the cyt-b gene between species of *Lasiurus* (sensu lato, including taxa of the (sub)genera *Aeorestes* and *Dasypterus*). Bold values in the diagonal represent the distances within taxa.

	1	2	3	4	5	6	7	8	9	10	11	12	13	14	15	16
1. <i>L. arequipae</i>	<b>0.78</b>															
2. <i>L. atratus</i>	15.59	<b>NA</b>														
3. <i>L. blossevillii</i>	16.12	15.38	<b>3.5</b>													
4. <i>L. borealis</i>	14.40	14.34	14.63	<b>0.79</b>												
5. <i>L. cinereus</i>	18.23	18.02	19.14	17.23	<b>0.52</b>											
6. <i>L. ega</i>	20.49	19.23	20.92	19.08	18.54	<b>7.20</b>										
7. <i>L. egregius</i>	18.97	18.38	18.75	17.70	15.64	16.65	<b>0.25</b>									
8. <i>L. frantzii</i>	16.06	14.50	12.71	15.41	19.86	21.34	20.24	<b>1.85</b>								
9. <i>L. insularis</i>	18.33	17.88	18.33	19.05	18.42	15.35	16.75	18.70	<b>NA</b>							
10. <i>L. intermedius</i>	19.61	19.06	19.69	20.10	18.00	13.51	15.69	19.82	10.19	<b>0.50</b>						
11. <i>L. pfeifferi</i>	15.97	15.55	13.21	8.58	18.39	19.06	17.88	15.67	18.24	19.30	<b>0.27</b>					
12. <i>L. seminolus</i>	16.30	15.35	14.66	9.21	17.58	18.15	18.48	15.77	18.55	19.34	4.79	<b>0.53</b>				
13. <i>L. semotus</i>	19.70	17.68	19.88	18.30	4.52	17.98	16.45	20.16	17.83	17.99	19.22	17.98	<b>0.15</b>			
14. <i>L. varius</i>	15.27	14.63	12.79	13.29	17.36	18.90	18.13	14.65	18.63	19.69	13.94	13.68	17.15	<b>NA</b>		
15. <i>L. villosissimus</i>	18.72	17.50	16.63	16.51	9.36	18.33	14.50	18.42	17.63	17.69	17.81	17.75	9.83	15.88	<b>NA</b>	
16. <i>L. xanthinus</i>	19.33	18.89	18.80	18.41	16.79	15.79	15.89	20.07	14.68	15.33	18.67	18.98	16.60	18.54	16.32	<b>0.25</b>

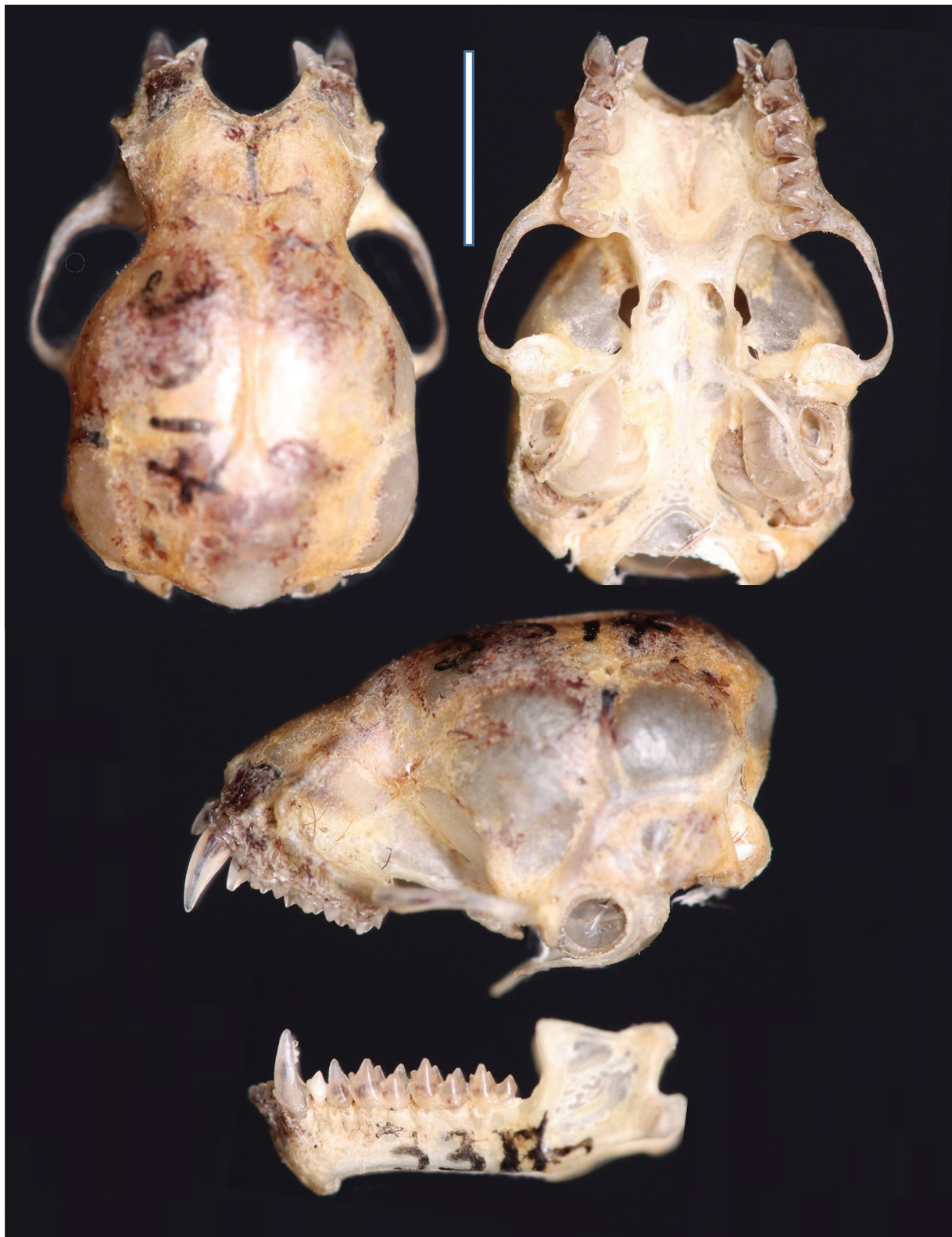
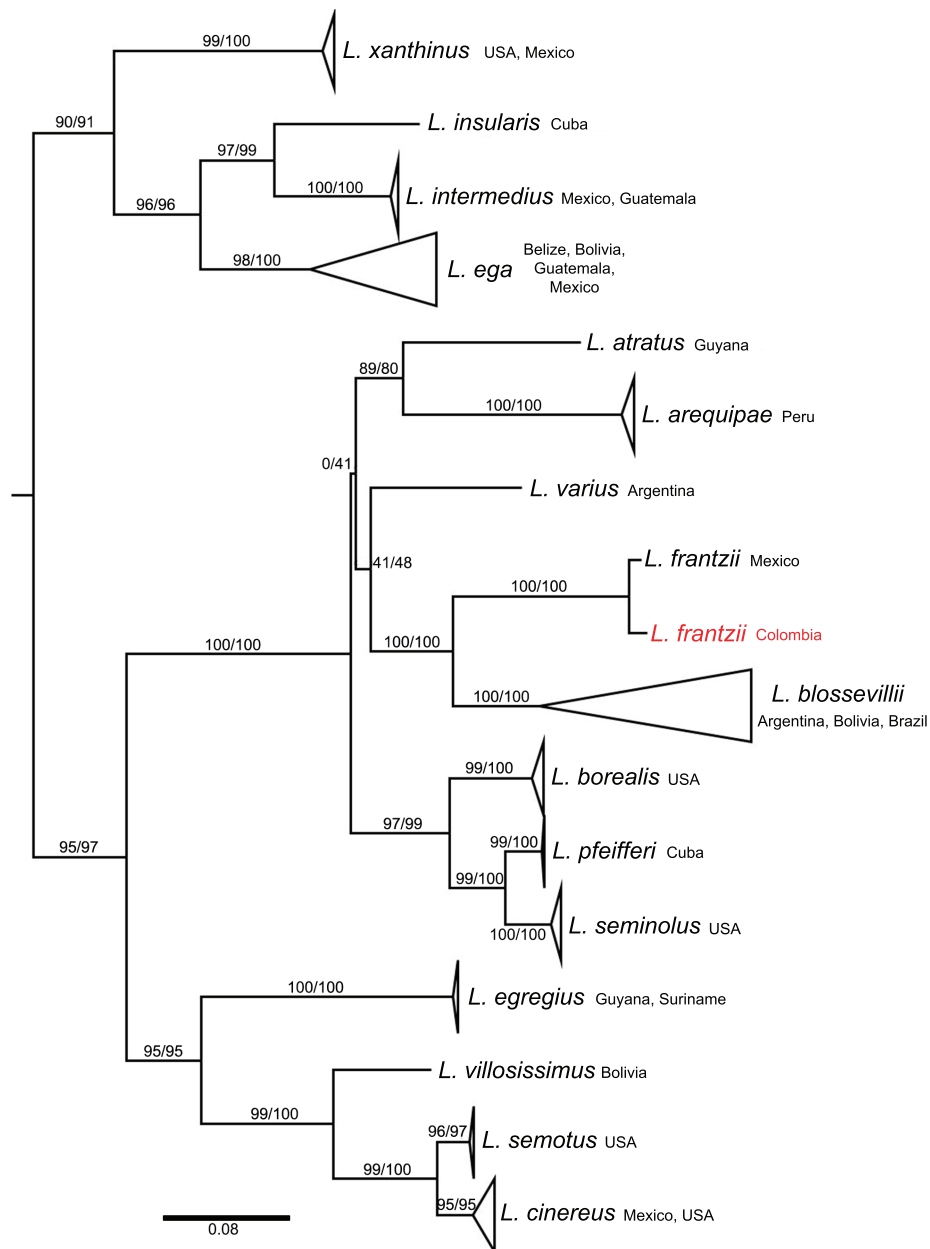


Figure 3. Details of the skull of *Lasiurus frantzii* (MHN-UCa-M 3317) from Colombia, South America.

Based on information available in the literature (e.g. Handley 1960; Gardner and Handley 2008; Morales-Martínez and Ramírez-Chaves 2015) and our new record, *L. frantzii* reaches northern South America and likely extends south as far as the Andes of Peru and Bolivia (Fig. 5).

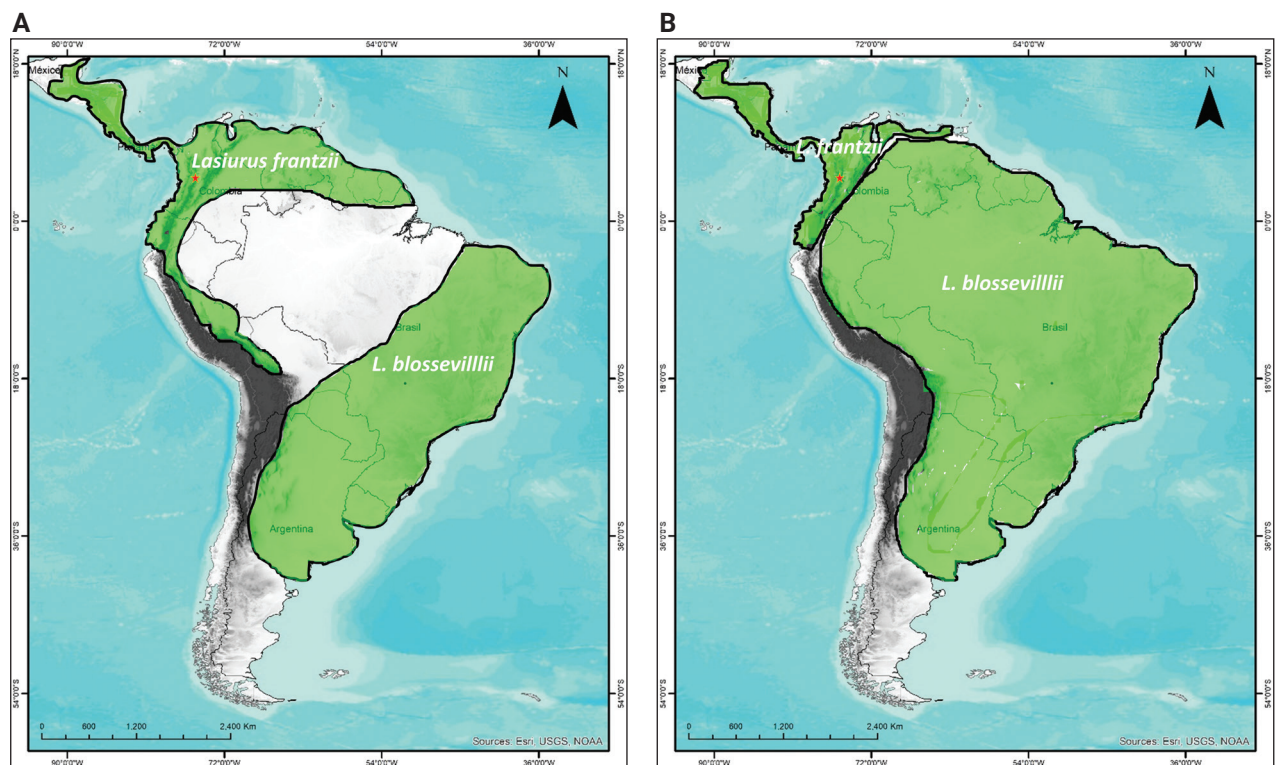


**Figure 4.** Maximum-likelihood gene tree of *Lasiurus* based on the *cyt-b* gene. The values of the branches indicate the maximum-likelihood nonparametric inference (SH-aLRT) and ultrafast (UFBoot) bootstrap values, respectively.

## Discussion

Our results corroborate the presence of *Lasiurus frantzii* in South America, as has been previously suggested (Gardner and Handley 2008; Morales-Martínez and Ramírez-Chaves 2015), and genetic analysis confirms that the species should be valid. However, the distributions of *L. frantzii* and *L. blossevillii* in northern South America are uncertain. One of the hypotheses is that the Amazon forest limits the distribution of *L. frantzii* (see Gardner and Handley 2008; Morales-Martínez and Ramírez-Chaves 2015), and therefore the species would be widely distributed in the Andean cordillera and cis-Andean localities in northern South America (Handley 1960), including likely records from urban areas in Ecuador (see Niveló-Villavicencio et al. 2019), Colombia (Morales-Martínez and





**Figure 5.** Two hypotheses on the distribution of *Lasiurus frantzii* and *L. blossevillii* in South America **A** where the Amazon Forest acts as a barrier and *L. blossevillii* is restricted to the Southern Cone **B** where both species are present in northern South America.

Ramírez-Chaves 2015), Venezuela (Gardner and Handley 2008); it might reach Peru and Bolivia (Fig. 5). Under this scenario, *L. blossevillii* should represent the records in the Southern Cone (Fig. 5). A second hypothesis is that *L. frantzii* in South America would be restricted to northern and western Colombia, northern Venezuela, and western Ecuador (Gardner and Handley 2008). In this context, both *L. frantzii* and *L. blossevillii* will occur in northern South America, but the Andes serve as a barrier to these species. In any case, our record challenges the previous distribution hypothesis for both taxa (e.g. Shump and Shump 1982; Gardner and Handley 2008) and opens questions about their distribution.

Genetic analyses can help to clarify the identification of eastern Andean populations of *L. blossevillii*, but the geographic coverage is still partial. All genetic samples of *L. blossevillii* available in GenBank come from localities south of the Amazon Basin (Argentina, Bolivia, and Brazil) and represent the nominal *L. blossevillii* (type locality: “la rivière de la Plata,” Buenos Aires, Argentina). No sequences are available from north of the Amazon Basin. Therefore, further studies using genetics (Baird et al. 2015) and morphological characters (Handley 1960; Málaga et al. 2020) with broad geographical sampling are necessary to clarify the distribution of *L. frantzii* and *L. blossevillii*.

To the best of our knowledge, the new record of *L. frantzii* from Colombia, at 3836 m a.s.l., is the highest documented for any *Lasiurus* (sensu stricto) species and is likely the highest elevation record for any red bat in Colombia. Other high-elevation records of bats in South America belong to vespertilionid species such as *Histiotus* in Ecuador and Peru; the highest elevational records reach 4000 m (Graham 1983; Rodríguez-Posada et al. 2021). However, key

aspects of the biology of these species, such as the ecology and metabolic characteristics, have been little studied.

Finally, the taxonomy of vespertilionid bats has been assessed recently for all the Neotropical genera (Baird et al. 2008, 2021; Larsen et al. 2012; Carrión-Bonilla and Cook 2020). However, most of studies do not include information from Colombia despite this country's biogeographical complexity (but see Ramírez-Chaves et al. 2021, 2023; Rodríguez-Posada et al. 2021); this makes the delimitation of species' distribution, the identification of the populations of both sides of the Andes, and the formulation of biogeographical hypothesis challenging. For example, several reviews of the widespread genus such as *Myotis* included no genetic samples from Colombia (e.g. Larsen et al. 2012; Carrión-Bonilla and Cook 2020), and our sequence is the first available for *Lasiurus* (sensu lato) from the country.

## Acknowledgements

We thank The Fundación Ecológica Cafetera and the Central Hidroeléctrica the Caldas (CHEC Grupo EPM) allowed access to the properties. HERC thanks Fulbright Colombia: Investigador Visitante Colombiano cohort 2023 scholarship. We thank DeeAnn Reeder and Amy Baird for the useful comments that improved the manuscript and for the editorial support.

## Additional information

### Conflict of interest

The authors have declared that no competing interests exist.

### Ethical statement

No ethical statement was reported.

### Funding

The Vicerrectoría de Investigaciones y Posgrados - Universidad de Caldas and the projects "Morfología interna y marcadores moleculares en garrapatas (Acari: Ixodidae): una aproximación a las interacciones con pequeños mamíferos y sus patógenos" (code: 0318322) and Ministerio de Ciencia, Tecnología e Innovación of Colombia - Minciencias "Convocatoria del Fondo de Ciencia, Tecnología e Innovación del Sistema General de Regalías para la conformación de una lista de proyectos elegibles para ser viabilizados, priorizados y aprobados por el OCAD dentro del Programa de Becas de Excelencia cohorte 1–2019" - Código BPIN 2019000100035, Resolución No. 488 with the project—"Garrapatas (Acari: Ixodidae) de mamíferos en Arauca - Colombia: una aproximación a las interacciones vector, patógeno y hospedero" and the Program "Relación, distribución, taxonomía de especies de garrapatas asociadas a mamíferos silvestres en zonas endémicas de rickettsiosis en Colombia. Un acercamiento a la comprensión de la relación vectores patógenos-reservorios" (code: 120385270267 and CTO 80740-200-2021) – Project "Garrapatas asociadas a mamíferos silvestres en el departamento de Caldas: Diversidad, detección de patógenos y distribución [Code:71717]". Alexandra Cardona-Giraldo thanks the Programa Jóvenes Investigadores under project codes: 120385270267 and CTO 80740-200-2021. DMM thanks the Ministerio de Ciencia Tecnología e Innovación and the Fulbright-Colombia commission to support

the doctoral studies through the Fulbright-MinCiencias 2022 scholarship, and NSF DEB 1754393: Rates of lineage, phenotypic, and genomic diversification in replicated radiations of murine rodents.

### Author contributions

HERC, ACG, HFAM collected the specimen, performed morphological comparisons and prepared figures. PAOL and FARP obtained genetic data. DMMM performed phylogenetic analyses. All authors analyzed the data and wrote the manuscript.

### Author ORCIDs

Héctor E. Ramírez-Chaves  <https://orcid.org/0000-0002-2454-9482>

Alexandra Cardona-Giraldo  <https://orcid.org/0000-0002-7534-994X>

Paula A. Ossa-López  <https://orcid.org/0000-0002-9079-4988>

Héctor Fabio Arias Monsalve  <https://orcid.org/0000-0003-0783-2611>

Fredy A. Rivera-Páez  <https://orcid.org/0000-0001-8048-5818>

Darwin M. Morales-Martínez  <https://orcid.org/0000-0001-5786-4107>

### Data availability

All of the data that support the findings of this study are available in the main text or Supplementary Information.

## References

- Baird AB, Hillis DM, Patton JC, Bickham JW (2008) Evolutionary History of the genus *Rhogeessa* (Chiroptera: Vespertilionidae) as revealed by Mitochondrial DNA sequences. *Journal of Mammalogy* 89(3): 744–754. <https://doi.org/10.1644/07-MAMM-A-135R2.1>
- Baird AB, Braun JK, Mares MA, Morales JC, Patton JC, Tran CQ, Bickham JW (2015) Molecular systematic revision of tree bats (Lasiurini): Doubling the native mammals of the Hawaiian Islands. *Journal of Mammalogy* 96(6): 1255–1274. <https://doi.org/10.1093/jmammal/gyv135>
- Baird AB, Braun JK, Engstrom MD, Holbert AC, Huerta MG, Lim BK, Mares MA, Patton JC, Bickham JW (2017) Nuclear and mtDNA phylogenetic analyses clarify the evolutionary history of two species of native Hawaiian bats and the taxonomy of Lasiurini (Mammalia: Chiroptera). *PLoS ONE* 12(10): e0186085. <https://doi.org/10.1371/journal.pone.0186085>
- Baird AB, Braun JK, Engstrom MD, Lim BK, Mares MA, Patton JC, Bickham JW (2021) On the utility of taxonomy to reflect biodiversity: the example of Lasiurini (Chiroptera: Vespertilionidae). *Therya* 12(2): 283–289. <https://doi.org/10.12933/therya-21-1117>
- Bickham JW, Wood CC, Patton JC (1995) Biogeographic implications of Cytochrome b sequences and allozymes in Sockeye (*Oncorhynchus nerka*). *The Journal of Heredity* 86(2): 140–144. <https://doi.org/10.1093/oxfordjournals.jhered.a111544>
- Bickham JW, Patton JC, Schlitter DA, Rautenbach IL, Honeycutt RL (2004) Molecular phylogenetics, karyotypic diversity, and partition of the genus *Myotis* (Chiroptera: Vespertilionidae). *Molecular Phylogenetics and Evolution* 33(2): 333–338. <https://doi.org/10.1016/j.ympev.2004.06.012>
- Carrion-Bonilla CA, Cook JA (2020) A new bat species of the genus *Myotis* with comments on the phylogenetic placement of *M. keaysi* and *M. pilosatibialis*. *Therya* 11(3): 508–532. <https://doi.org/10.12933/therya-20-999>

- Díaz MM, Solari S, Gregorin R, Aguirre LF, Barquez RM (2021) Clave de Identificación de los murciélagos Neotropicales. Publicación Especial N° 4. PCMA (Programa de Conservación de los Murciélagos de Argentina), Tucumán, Argentina, 207 pp.
- Gardner AL, Handley Jr CO (2008) Genus *Lasiurus*. In: Gardner AL (Ed.) Mammals of South America. Marsupials, Xenarthrans, Shrews, and Bats. University of Chicago Press, Chicago, 188–189. <https://doi.org/10.7208/chicago/9780226282428.001.0001>
- Graham GL (1983) Changes in bat species diversity along an elevational gradient up the Peruvian Andes. *Journal of Mammalogy* 64: 559–571. <https://doi.org/10.2307/1380511>
- Hall TA (1999) BioEdit: A user-friendly biological sequence alignment editor and analysis program for Windows 95/98/NT. *Nucleic Acids Symposium Series* 41: 95–98.
- Handley Jr CO (1960) Descriptions of new bats from Panama. *Proceedings of the United States National Museum* 112: 459–479. <https://doi.org/10.5479/si.00963801.112-3442.459>
- Hoang DT, Chernomor O, Von Haeseler A, Minh BQ, Vinh LS (2018) UFBoot2: Improving the ultrafast bootstrap approximation. *Molecular Biology and Evolution* 35: 518–522. <https://doi.org/10.1093/molbev/msx281>
- Kalyaanamoorthy S, Minh BQ, Wong TKF, von Haeseler A, Jermiin LS (2017) ModelFinder: Fast model selection for accurate phylogenetic estimates. *Nature Methods* 14: 587–589. <https://doi.org/10.1038/nmeth.4285>
- Kumar S, Stecher G, Tamura K (2015) MEGA 7: Molecular Evolutionary Genetics Analysis version 7.0 for bigger datasets. *Molecular Biology and Evolution* 33: 1870–1874. <https://doi.org/10.1093/molbev/msw054>
- Larsen RJ, Knapp MC, Genoways HH, Khan FAA, Larsen PA, Wilson DE, Baker RJ (2012) Genetic diversity of Neotropical *Myotis* (Chiroptera: Vespertilionidae) with an emphasis on South American Species. *PLoS ONE* 7(10): e46578. <https://doi.org/10.1371/journal.pone.0046578>
- Málaga BA, Díaz DR, Arias S, Medina CE (2020) Una especie nueva de *Lasiurus* (Chiroptera: Vespertilionidae) del suroeste de Perú. *Revista Mexicana de Biodiversidad* 91: e913096. <https://doi.org/10.22201/ib.20078706e.2020.91.3096>
- Mammal Diversity Database (2023) Mammal Diversity Database (version 1.10) [Data set]. Zenodo. <https://doi.org/10.5281/zenodo.7830771>
- Morales-Martínez DM, Ramírez-Chaves HE (2015) The distribution of bats of genus *Lasiurus* (Vespertilionidae) in Colombia, with notes on taxonomy, morphology and ecology. *Caldasia* 37(2): 397–408. <https://doi.org/10.15446/caldasia.v37n2.54392>
- Nguyen L-T, Schmidt HA, von Haeseler A, Minh BQ (2015) IQ-TREE: A fast and effective stochastic algorithm for estimating maximum-likelihood phylogenies. *Molecular Biology and Evolution* 32: 268–274. <https://doi.org/10.1093/molbev/msu300>
- Nivelo-Villavicencio C, de Córdova JF, Quezada AB (2019) First records for *Lasiurus blossevillii*, *Histiotus humboldti* and *Enchisthenes hartii* (Mammalia: Chiroptera) in an urban region in Southern Ecuador. *Brazilian Journal of Biological Sciences* 6(12): 3–8. <https://doi.org/10.21472/bjbs.061201>
- Ramírez-Chaves HE, Morales-Martínez DM, Pérez WA, Velásquez-Guarín D, Mejía Fontecha IY, Ortiz-Giraldo M, Ossa-López PA, Rivera Páez FA (2021) A new species of small *Eptesicus* Rafinesque (Chiroptera: Vespertilionidae) from northern South America. *Zootaxa* 5020: 489–520. <https://doi.org/10.11646/zootaxa.5020.3.4>
- Ramírez-Chaves HE, Cifuentes MA, Noguera-Urbano EA, Pérez WA, Torres-Martínez MM, Ossa-López PA, Rivera-Páez FA, Morales-Martínez DM (2023) Systematics, morphometry, and distribution of *Eptesicus fuscus miradorensis* (H. Allen, 1866) (Chiroptera:

- Vespertilionidae), with notes on baculum morphology and natural history. *Therya* 14(2): 299–311. <https://doi.org/10.12933/therya-23-2290>
- Reid FA (2009) *A Field Guide to the Mammals of Central America and Southeast Mexico*. 2<sup>nd</sup> ed. Oxford University Press, New York.
- Rodríguez-Posada MP, Morales-Martínez DM, Ramírez-Chaves HE, Martínez-Medina D, Calderón-Acevedo CA (2021) A new species of Long-Eared Brown Bat of the genus *Histiotus* (Chiroptera) and the revalidation of *Histiotus colombiae*. *Caldasia* 43(2): 221–234. <https://doi.org/10.15446/caldasia.v43n2.85424>
- Rojas-Herrera K, Villalobos F, Guillén-Servent A, Solari S, Rojas-Soto O (2023) Seasonal distribution analysis of five lasiurine bat species: Clues to migration patterns and behavior. *Mammalia* 87(5): 499–510. <https://doi.org/10.1515/mammalia-2022-0129>
- Shump KA, Shump AU (1982) *Lasiurus borealis*. *Mammalian Species* 183: 1–6. <https://doi.org/10.2307/3503843>
- Simmons NB, Cirranello AL (2023) *Bat Species of the World: a Taxonomic and Geographic Database*. [Accessed on 11/08/2023]
- Simmons NB, Voss RS (1998) The mammals of Paracou, French Guiana, a Neotropical lowland rainforest fauna. Part 1, Bats. *Bulletin of the American Museum of Natural History* 237: 1–219.
- Tirira D (2017) *Guía de campo de los mamíferos del Ecuador*. 2da edición. Publicación especial sobre los mamíferos del Ecuador, 11. Ediciones Murciélago Blanco, Quito.

## Supplementary material 1

### **Voucher number and Genbank accession codes of the sequences of *Lasiurus* used in this study**

Authors: Héctor E. Ramírez-Chaves, Alexandra Cardona-Giraldo, Paula A. Ossa-López, Héctor Fabio Arias Monsalve, Fredy A. Rivera-Páez, Darwin M. Morales-Martínez

Data type: docx

Explanation note: The new sequence from Colombia is highlighted in bold. MHN-UCa: Museo de Historia Natural, Universidad de Caldas, Colombia.

Copyright notice: This dataset is made available under the Open Database License (<http://opendatacommons.org/licenses/odbl/1.0/>). The Open Database License (ODbL) is a license agreement intended to allow users to freely share, modify, and use this Dataset while maintaining this same freedom for others, provided that the original source and author(s) are credited.

Link: <https://doi.org/10.3897/zookeys.1180.105497.suppl1>