



Western Washington University
Western CEDAR

WWU Honors College Senior Projects

WWU Graduate and Undergraduate Scholarship

Spring 2023

Visualizing Animal Fire Responses

Michael Ginster

Follow this and additional works at: https://cedar.wwu.edu/wwu_honors



Part of the [Environmental Studies Commons](#)

Recommended Citation

Ginster, Michael, "Visualizing Animal Fire Responses" (2023). *WWU Honors College Senior Projects*. 719.
https://cedar.wwu.edu/wwu_honors/719

This Project is brought to you for free and open access by the WWU Graduate and Undergraduate Scholarship at Western CEDAR. It has been accepted for inclusion in WWU Honors College Senior Projects by an authorized administrator of Western CEDAR. For more information, please contact westerncedar@wwu.edu.

Visualizing Animal Fire Responses

Author: Michael Ginster

Derived from an ENV5 429 project by Ashley Spencer-Olsen, Baleigh Rumsey, Leif Dickens, Ian Lewis, and Michael Ginster

Introduction

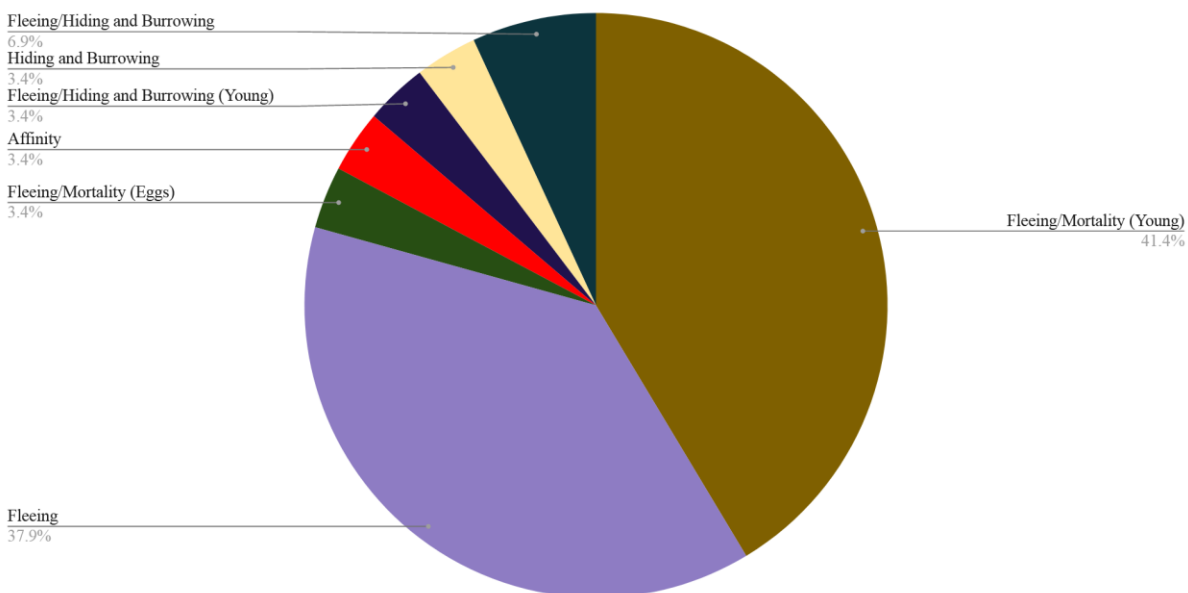
This assembly of pie charts is rooted in an ENV5 429 project that sought to create a comprehensive classification for the immediate during-fire responses of animals. The original ENV5 429 project was based on a pair of papers (2018 & 2019) by Dr. Juli G. Pausas (with Dr. Catherine L. Parr co-authoring the 2018 paper) that sought to understand the relationships between organisms and fire, in particular animals. The 2018 paper, *Towards an understanding of the evolutionary role of fire in animals*, focused on how fire regimes shape animal evolution and behavior while the 2019 paper, *Generalized fire response strategies in plants and animals*, seeks to create a broader fire response strategy system that can be applied to both plants and animals. Both papers were motivated to varying degrees by a relative lack of knowledge about animal fire responses, which also prompted our group in part to specifically focus on animals. Over the course of our project, we narrowed our classification system to focus solely on animals and their responses during an active fire (vs. during-fire and post-fire responses) largely due to time constraints. This led to classifications in the Pausas system that fell outside of these criteria being removed from our system. We also renamed multiple Pausas terms that we found vague or esoteric and added new terms that we felt Pausas had left out. We then researched five example ecosystems to display proportions of fire responses among different types of animals within those ecosystems. One of my primary roles in the group, beyond researching coastal redwoods ecosystems, was to visualize our fire response data using a series of pie charts.

After being steered into a graphic design direction by my advisor, Dr. Michael Medler, I started to make adjustments to my charts based on the principles outlined by Edward Tufte. Some concepts, such as chartjunk and some aspects of friendly graphic design, made me realize that my chart needed revisions, with the former leading me to shift the 3D charts into 2D and the latter prompting me to shift the font to Serif (vs. the initial sans-serif font). Other concepts, such as most aspects of friendly graphic design and data-ink ratio, justified existing aspects of my pie charts. From this point, I was connected to web accessibility engineer Carly Gerard via Dr. Julie Dugger. Through this connection, I received multiple resources on how to design accessible pie charts. The most important of these resources was WebAIM's color contrast checker, which showed me how poorly many of my pie chart slices contrasted with each other and the chart backgrounds. Using WebAIM's color contrast checker, I was able to significantly improve the color contrast between slices of each pie chart, allowing me to resolve visual accessibility issues to the best of my ability.

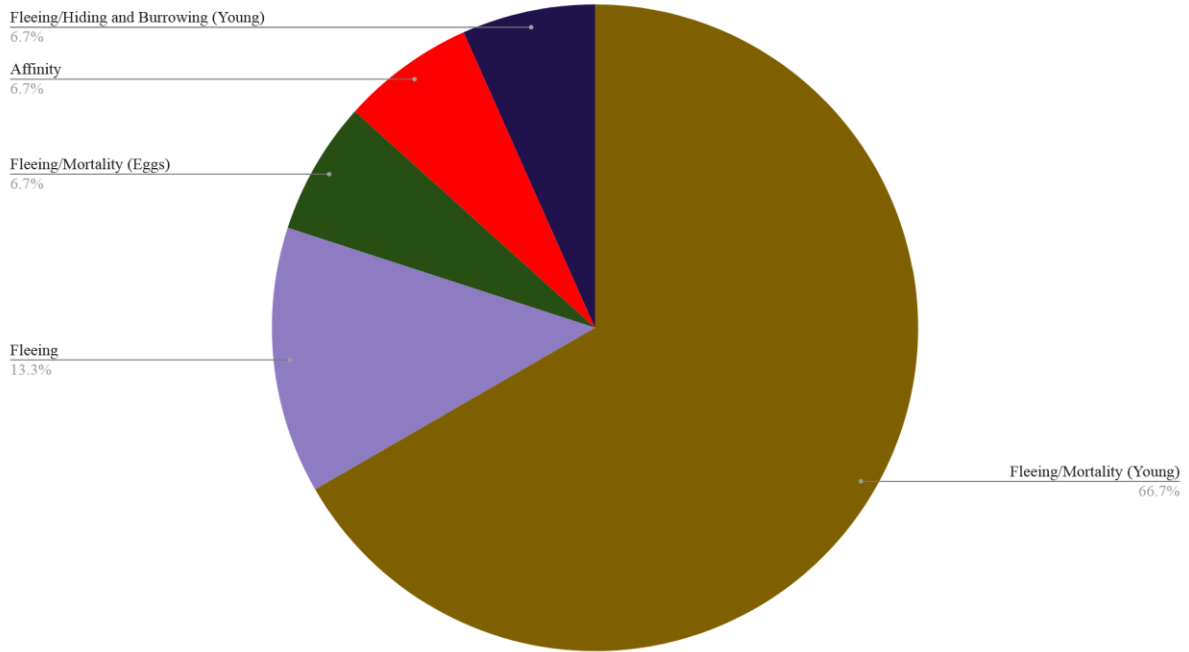
However, from an accessibility perspective, my charts are still not optimal. A handful of slice-slice and slice-background pairings are still below the recommended 3:1 contrast ratio, at least one of which is a red-green slice-slice pairing. However, given the sheer amount of slice types and slice-slice/slice-background pairings, it was impossible to eliminate every single pairing that was below the 3:1 ratio. An alternative idea posed by Carly Gerard would have been to create a chart where every slice was separated from each other, which in theory would mean that each slice only needs a 3:1 ratio with the background. However, in practice, this created images that were far more confusing to read and difficult to visualize in Google Slides. The process of spacing the slides out made the chart larger in Google Sheets, meaning that more condensing would be required to move it into Google Slides. Attempts at minimizing this spacing led to slices with gaps thin enough to make contrast across these gaps an issue again, defeating the entire purpose of reformatting. Furthermore, the clearly assigned tags in my current charts were moved into a legend at the bottom when I tried the alternative approach, which goes against the principles of friendly graphic design outlined by Tufte and overall makes the chart more difficult to process. The alternative approach, as a whole, would have sacrificed the general legibility of the chart in favor of making certain components better for a slim minority of viewers, which was not a tradeoff I was willing to make.

Coastal Redwoods Ecosystem Pie Charts

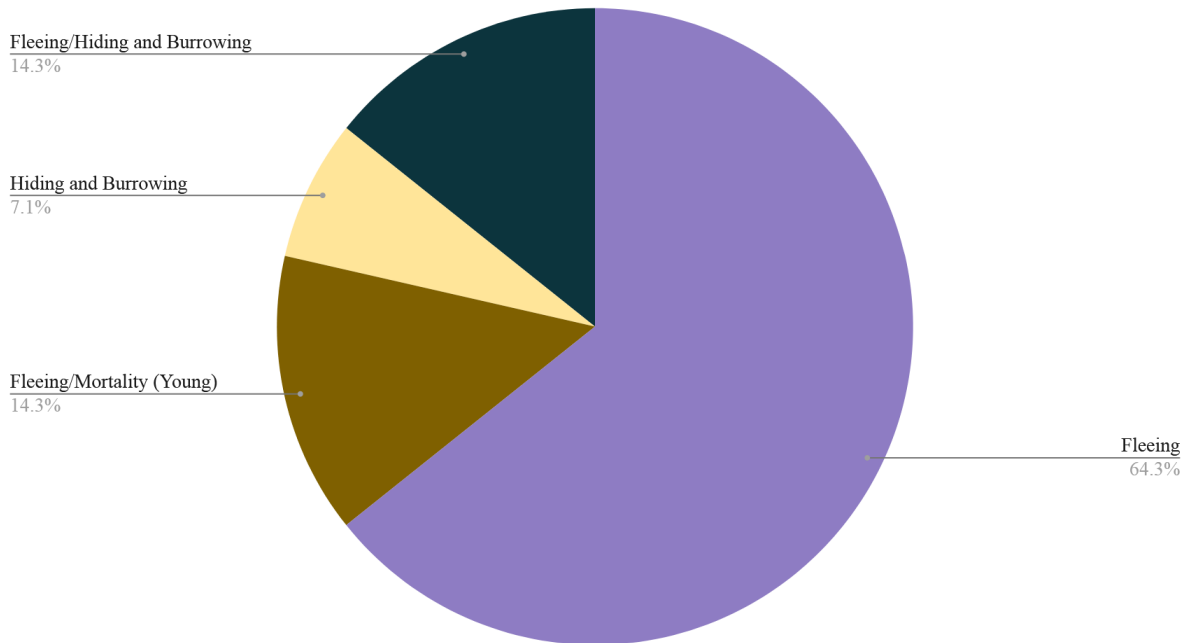
Coastal Redwoods Animal Fire Responses (30 total species)



Coastal Redwoods Bird Fire Responses (15 species)

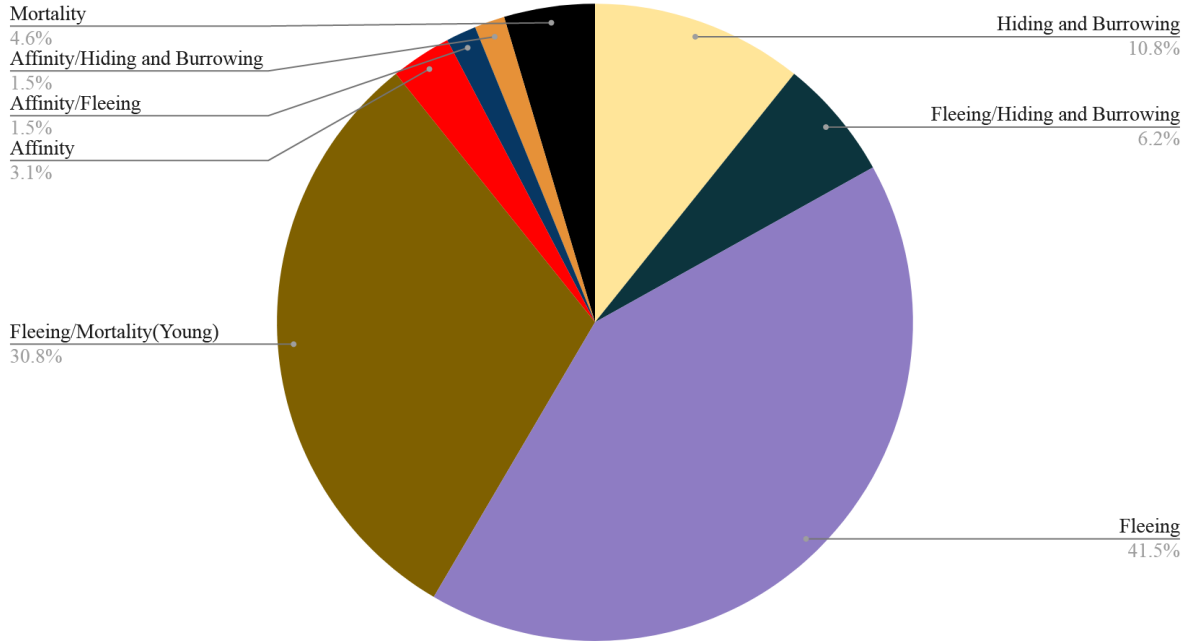


Coastal Redwoods Mammal Fire Responses (14 species)

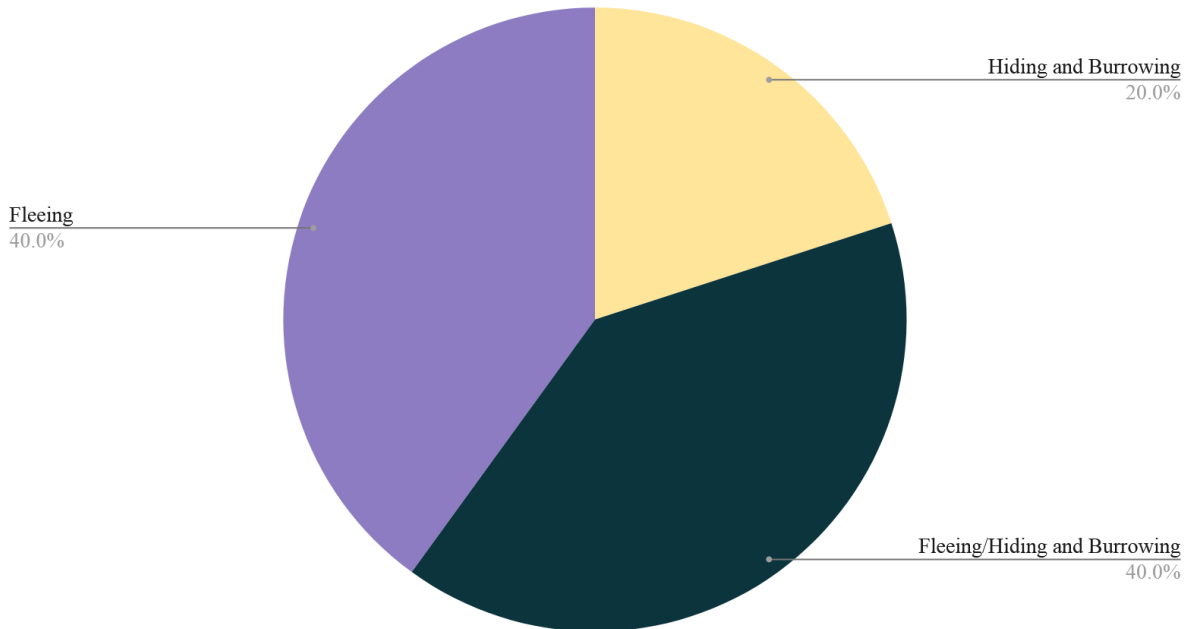


Mediterranean Climate Ecosystem Pie Charts

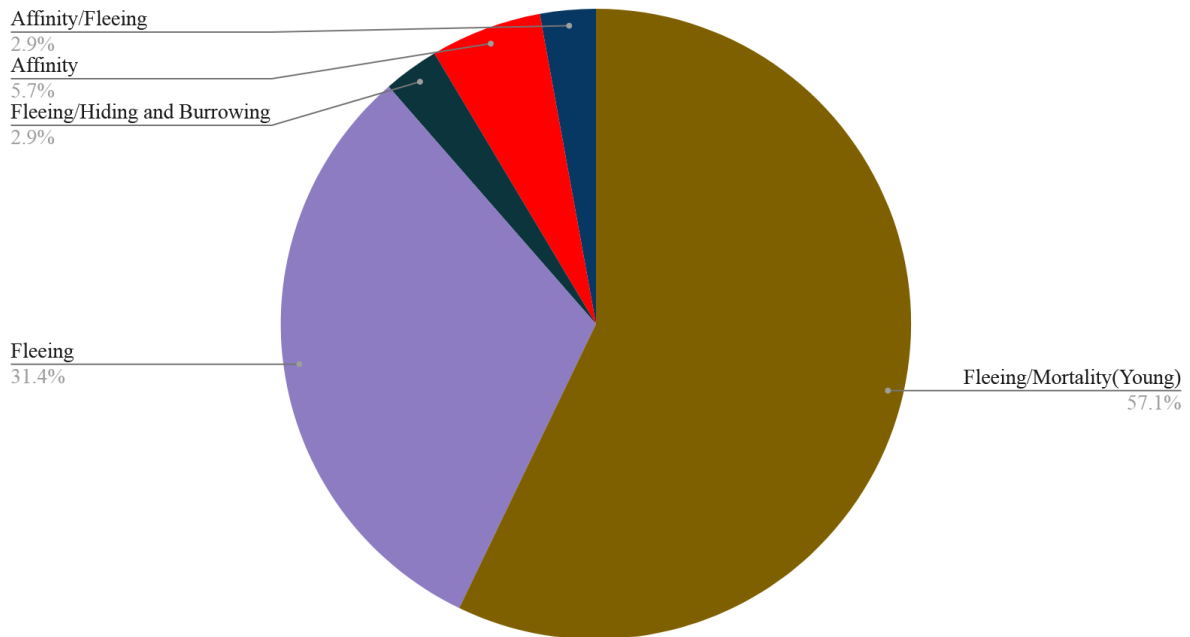
Mediterranean Climate Animal Fire Responses (65 total species)



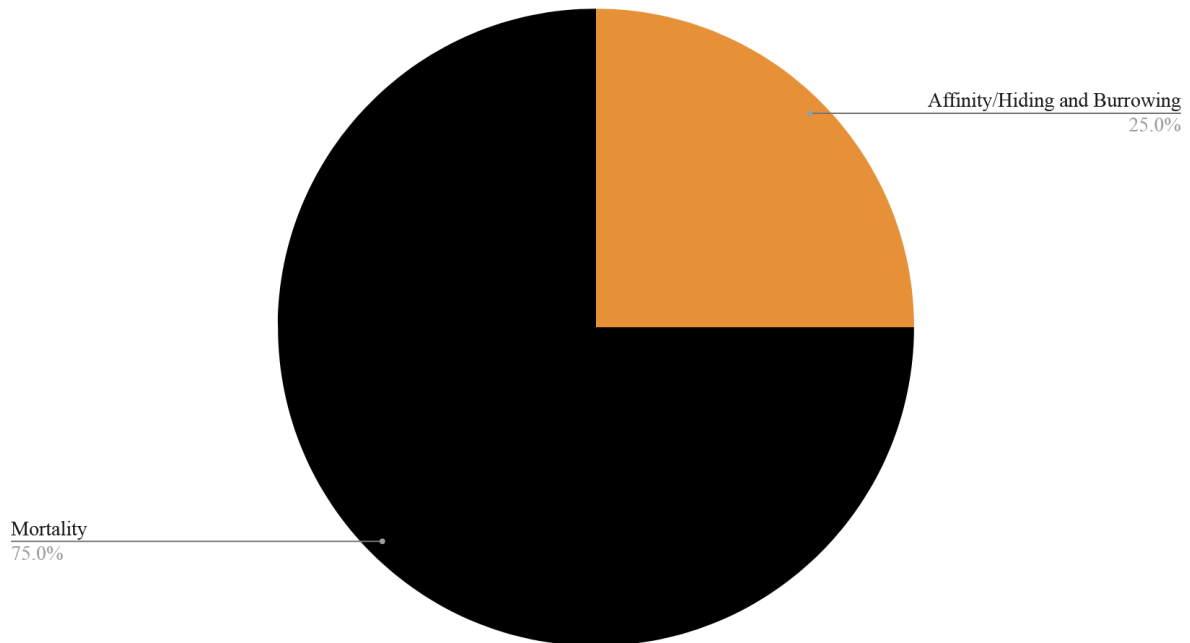
Mediterranean Climate Amphibian Fire Responses (5 species)



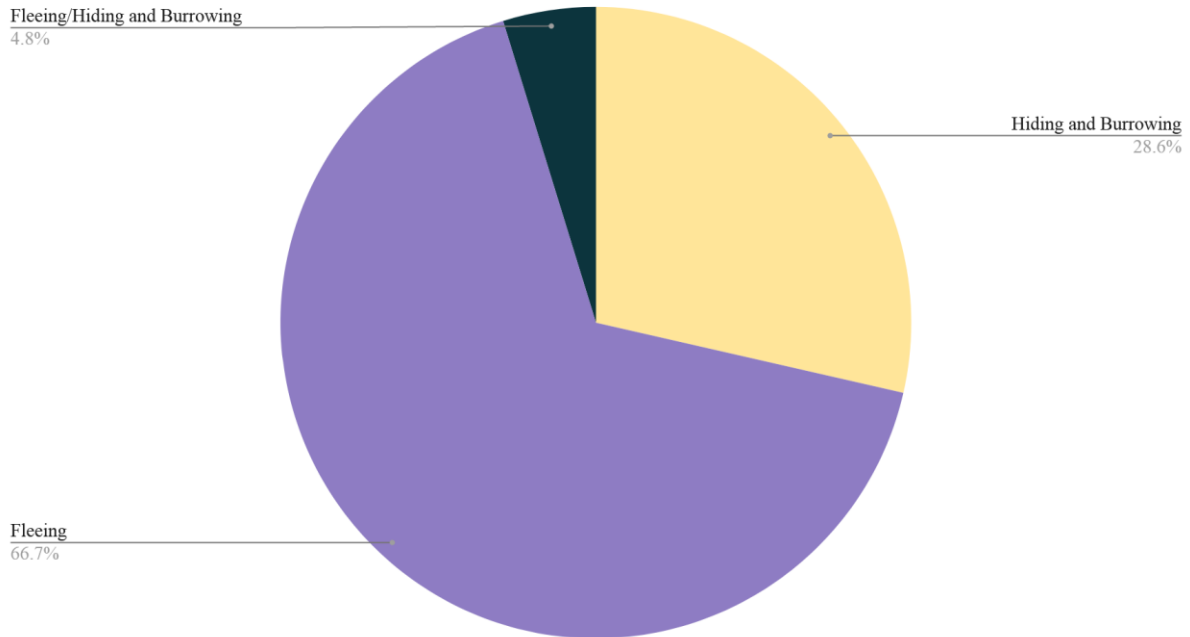
Mediterranean Climate Bird Fire Responses (35 species)



Mediterranean Climate Insect Fire Responses (4 species)

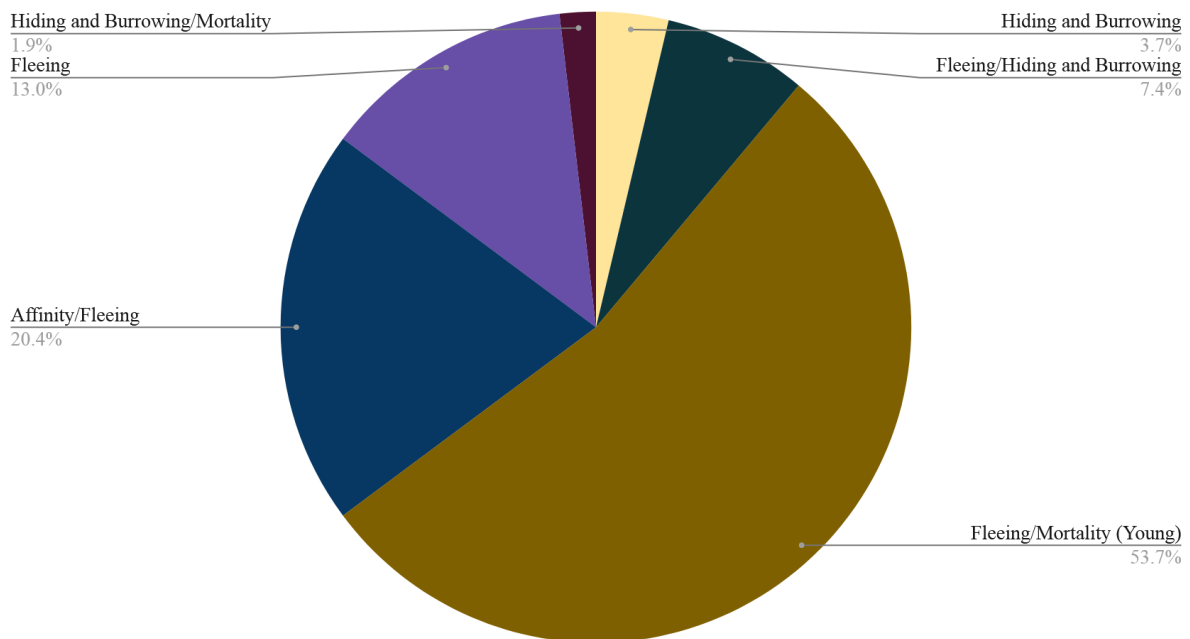


Mediterranean Climate Mammal Fire Responses (21 species)

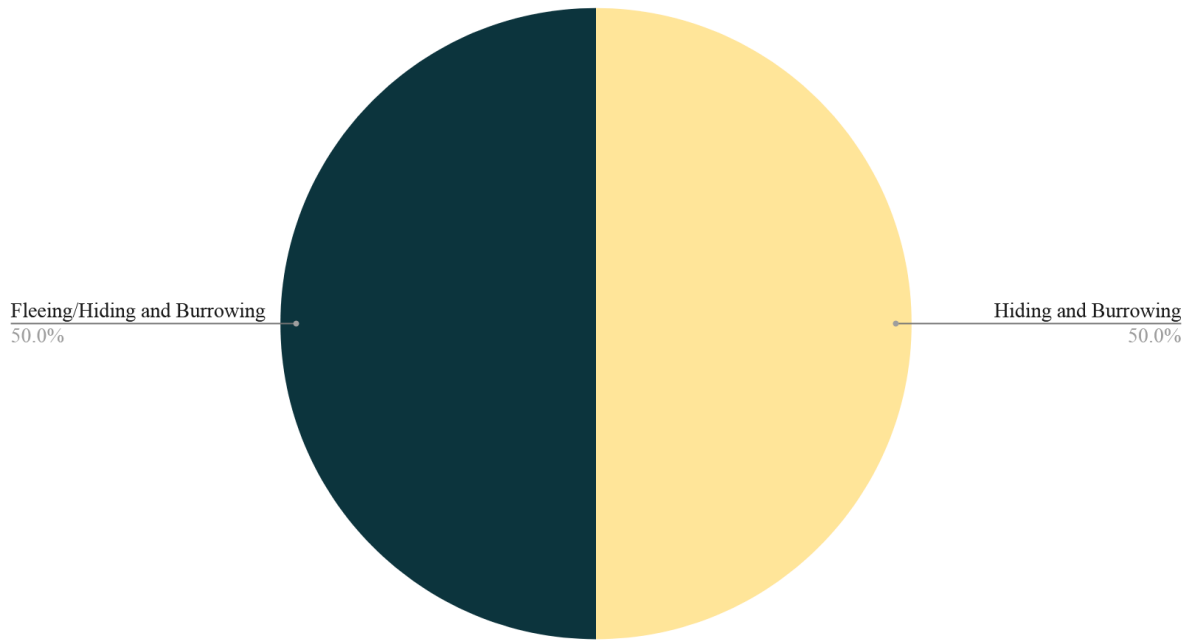


North Pacific Forest Ecosystem Pie Charts

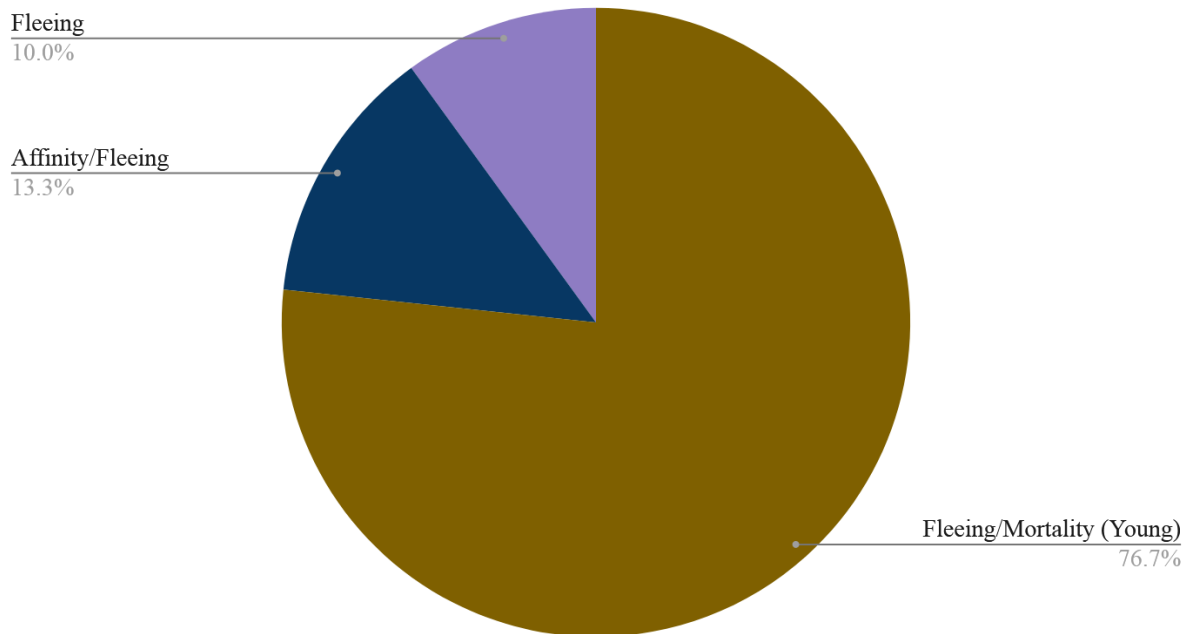
North Pacific Forest Animal Fire Responses (54 total species)



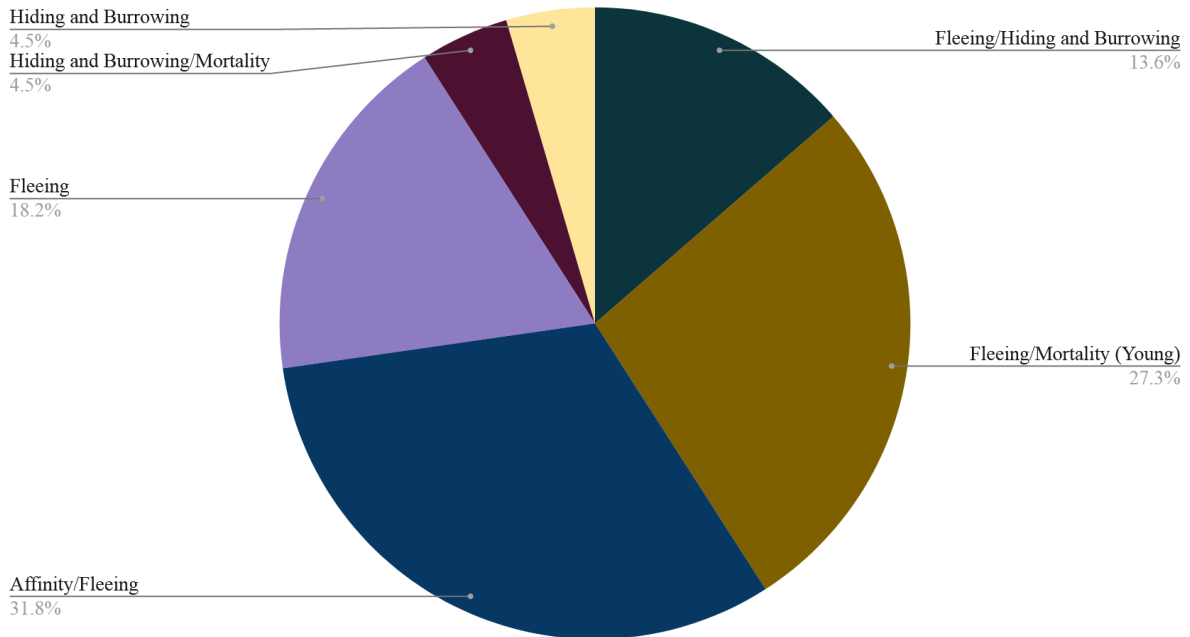
North Pacific Forest Amphibian Fire Responses (2 species)



North Pacific Forest Bird Fire Responses (30 species)

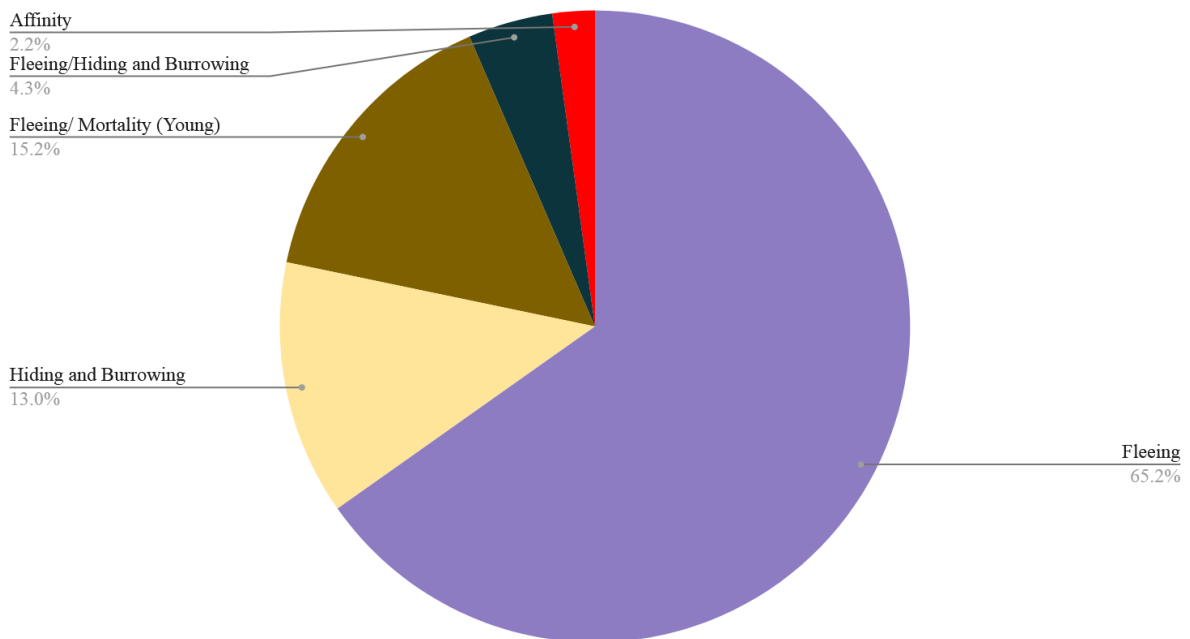


North Pacific Forest Mammal Fire Responses (22 species)

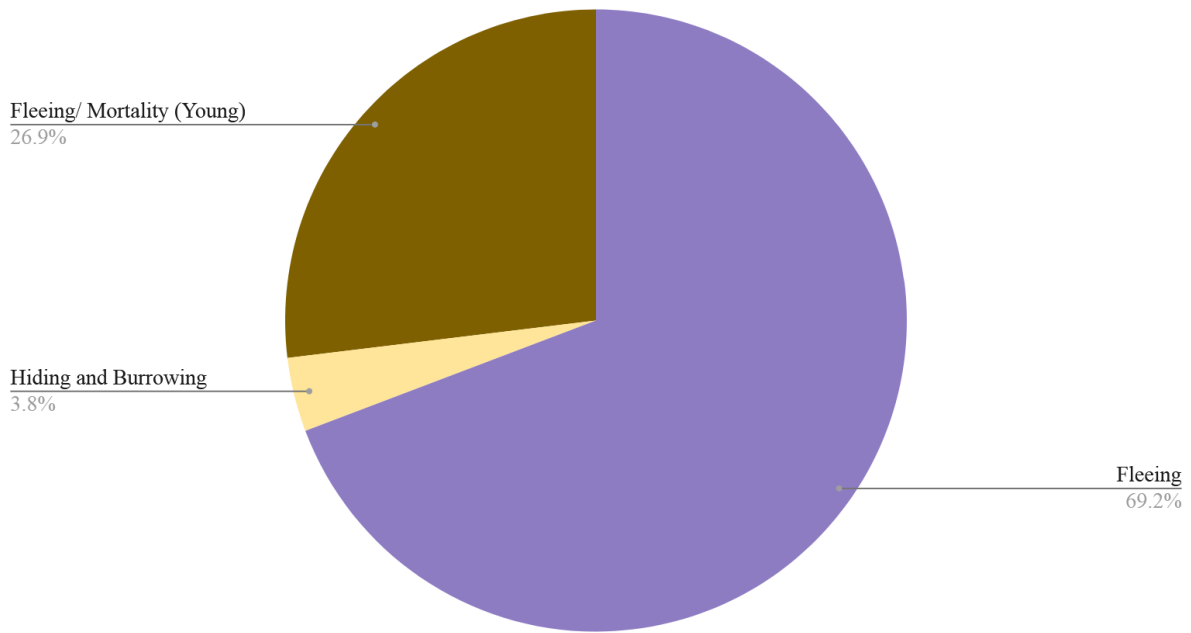


Semi-Desert/Desert Grassland Ecosystem Pie Charts

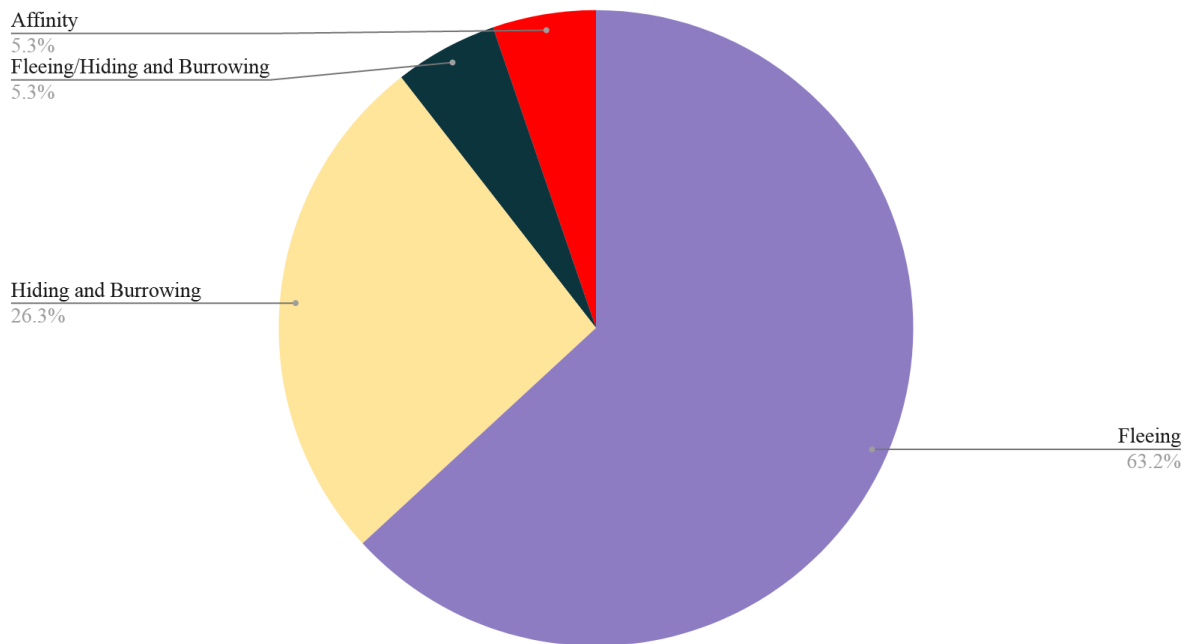
Semi-Desert/Desert Grassland Animal Fire Responses (46 total species)



Semi-Desert/Desert Grassland Bird Fire Responses (26 species)

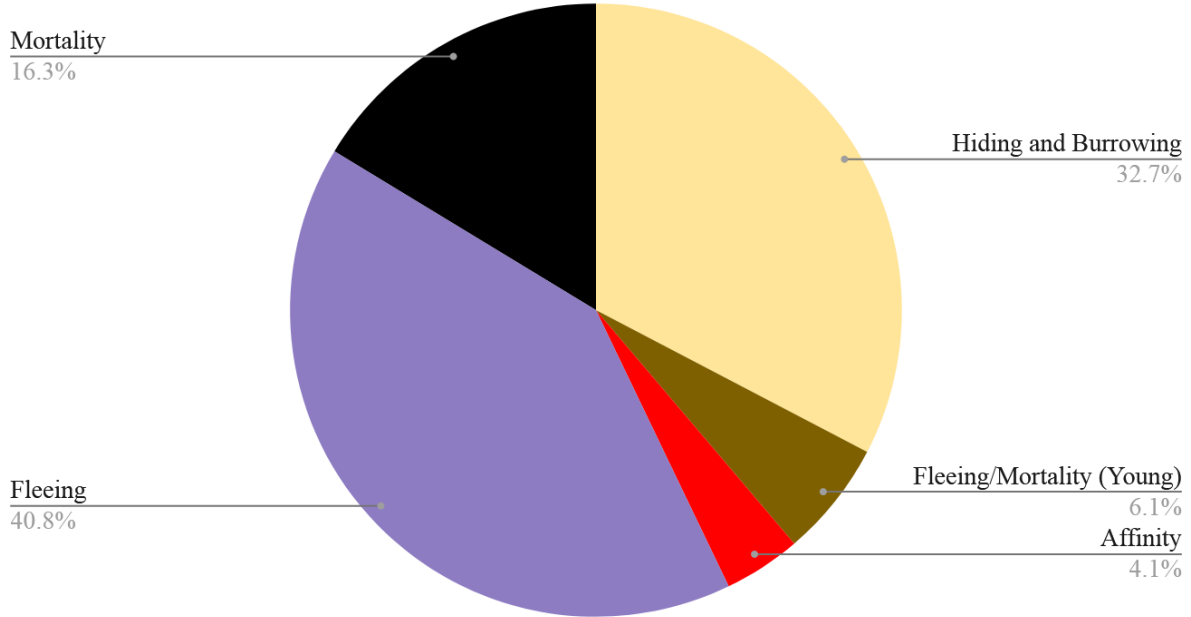


Semi-Desert/Desert Grassland Mammal Fire Responses (17 species)

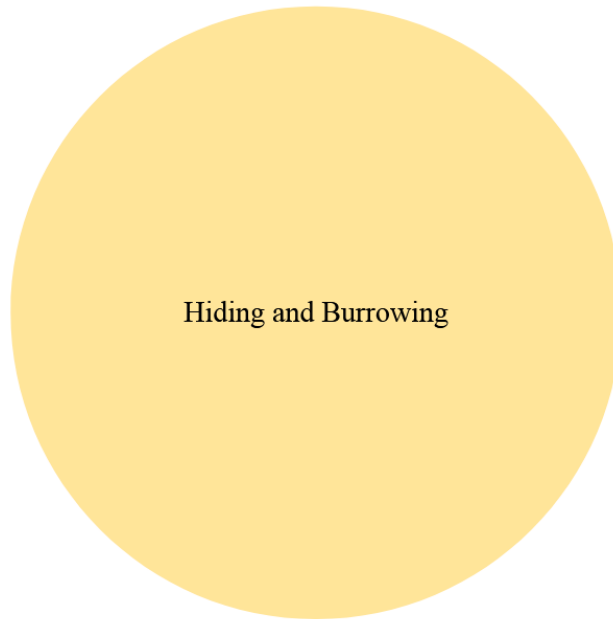


Chaparral Ecosystem Pie Charts

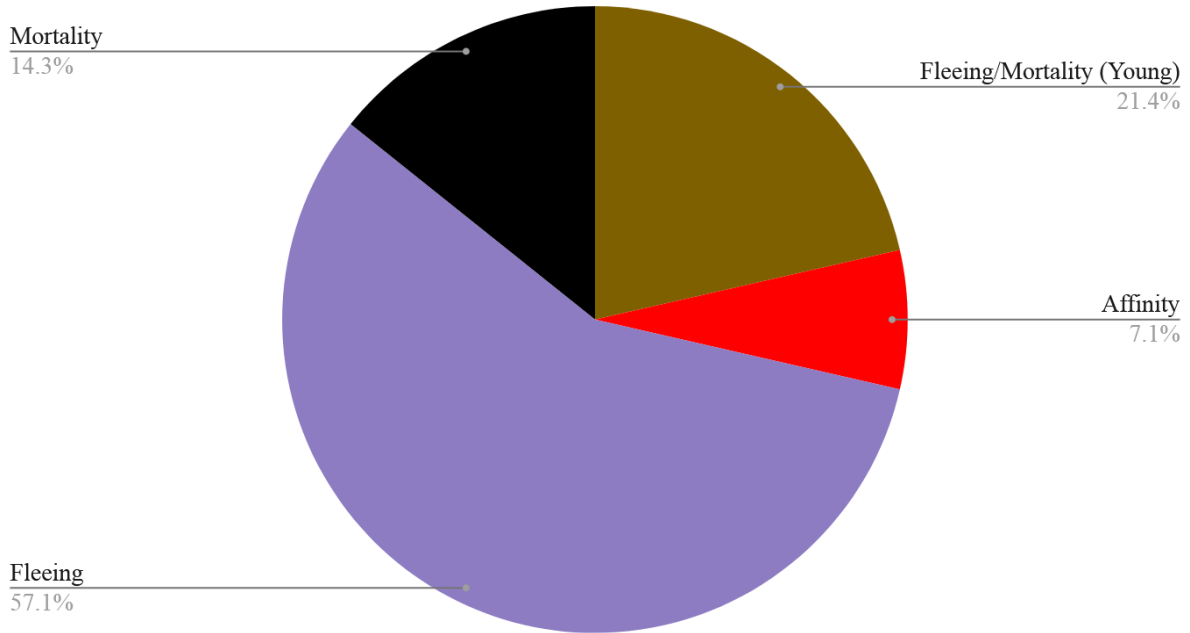
Chaparral Animal Fire Responses (49 total species)



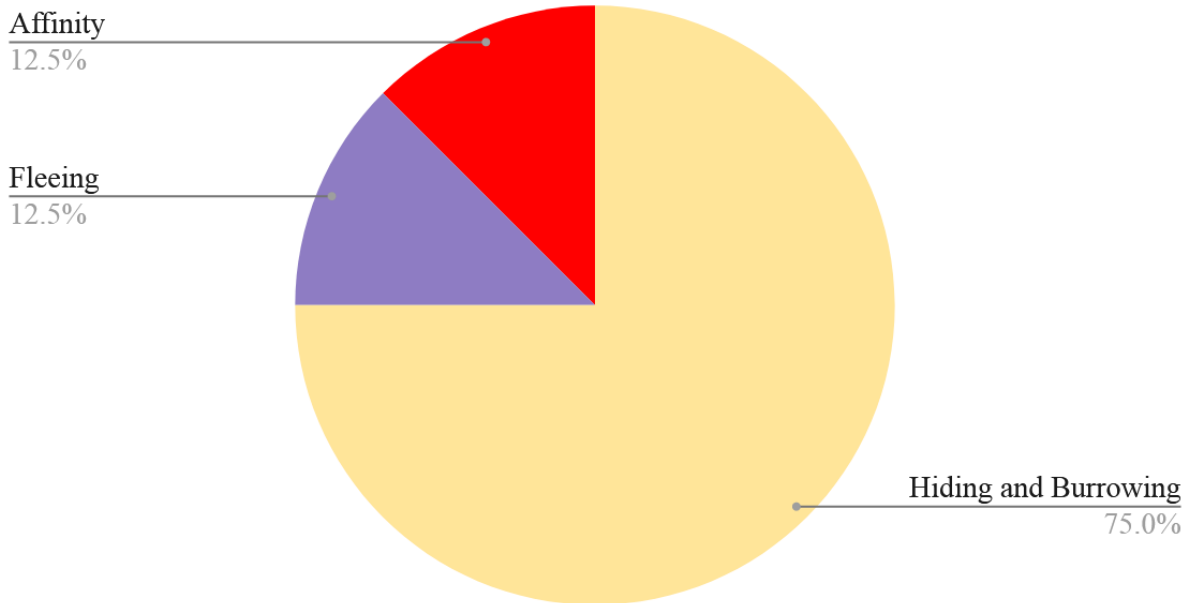
Chaparral Amphibian Fire Responses (2 species)



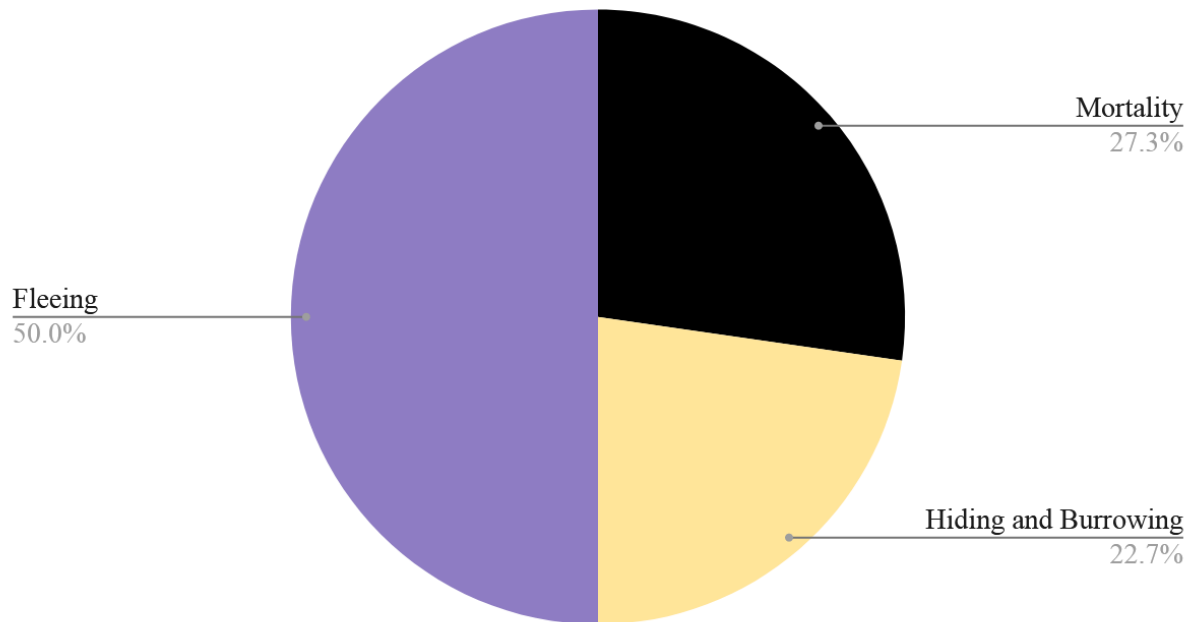
Chapparal Bird Fire Responses (14 species)



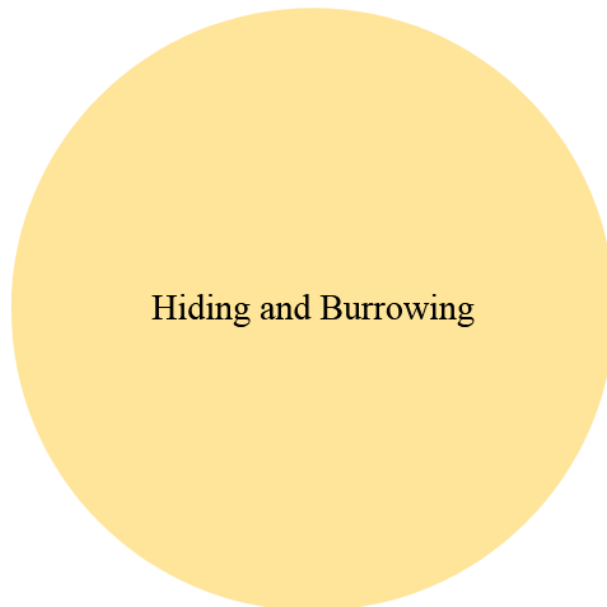
Chapparal Insect Fire Responses (8 species)



Chapparal Mammal Fire Responses (22 species)



Chapparal Reptile Fire Responses (3 species)



Bibliography

- ABC News. (2020). Retrieved on March 2nd, 2023 from https://s.abcnews.com/images/International/twip-01-kangaroo-fires-ps-200102_hpMain_1_16x9_1600.jpg
- Abbott, I., Burbidge, T., Strehlow, K., Mellican, A., & Wills, A. (2003). Logging and burning impacts on cockroaches, crickets and grasshoppers, and spiders in Jarrah forest, Western Australia. *Forest Ecology and Management*, 174(1-3), 383-399.
- Alley, Robert. "Climate in Temperate Grasslands." *Sciencing*, 2 Mar. 2019, <https://sciencing.com/climate-temperate-grasslands-8038155.html>.
- Arno, S. F., Parsons, D. J., & Keane, R. E. (2000). Mixed-severity fire regimes in the northern Rocky Mountains: consequences of fire exclusion and options for the future. In *Wilderness science in a time of change conference* (Vol. 5, pp. 225-232). Ogden, UT: Rocky Mountain Research Station.
- Barro, S. C., & Conard, S. G. (1991). Fire effects on California chaparral systems: An overview. *Environment International*, 17(2-3), 135–149. [https://doi.org/10.1016/0160-4120\(91\)90096-9](https://doi.org/10.1016/0160-4120(91)90096-9)
- Bonta, M., Gosford, R., Eussen, D., Ferguson, N., Loveless, E., and Witwer, M. "Intentional Fire-Spreading by "Firehawk" Raptors in Northern Australia," *Journal of Ethnobiology* 37(4), 700-718, (1 December 2017). <https://doi.org/10.2993/0278-0771-37.4.700>
- California Chaparral Institute. *Chaparral*. (n.d.). Retrieved February 26, 2023, from <https://www.californiachaparral.org/chaparral/>
- Contrast checker. WebAIM. (n.d.). Retrieved April 6, 2023, from <https://webaim.org/resources/contrastchecker/>
- "Desert Grassland." *Arizona-Sonora Desert Museum*, https://www.desertmuseum.org/visit/exhibits_desertgrassland.php.
- Doherty, T.S., Geary, W.L., Jolly, C.J., Macdonald, K.J., Miritis, V., Watchorn, D.J., Cherry, M.J., Conner, L.M., González, T.M., Legge, S.M., Ritchie, E.G., Stawski, C. and Dickman, C.R. (2022), Fire as a driver and mediator of predator–prey interactions. *Biol Rev*, 97: 1539-1558. <https://doi.org/10.1111/brv.12853>

Engstrom, R. T. (2010). First-order fire effects on animals: review and recommendations. *Fire Ecology*, 6, 115-130.
<https://link.springer.com/article/10.4996/fireecology.0601115>

Fire Effects Information System (n.d.) *Species Review, Plant Community - Mediterranean-Type Ecosystems* [Data set]. United States Department of Agriculture, Forest Service. <https://www.feis-crs.org/feis/faces/index.xhtml>

Fire Effects Information System (n.d.) *Species Review, Plant Community - Pacific Northwest Region, North Pacific Forest-Type Ecosystems* [Data set]. United States Department of Agriculture, Forest Service. <https://www.feis-crs.org/feis/faces/index.xhtml>

Fire Effects Information System (n.d.) *Species Review Plant Community - California, Intermountain Basin Semi-Desert Grassland Ecosystem* [Data set]. United States Department of Agriculture, Forest Service <https://www.feis-crs.org/feis/faces/index.xhtml>

Fire Effects Information System (n.d.) *Species Review, Plant Community - California Maritime Chaparral* [Data set]. United States Department of Agriculture, Forest Service. <https://www.feis-crs.org/feis/faces/FireRegimeSearch.xhtml>

Forsman, A., Karlsson, M., Wennersten, L., Johansson J., Karpestam, E. Rapid Evolution Of Fire Melanism In Replicated Populations Of Pygmy Grasshoppers, *Evolution*, Volume 65, Issue 9, 1 September 2011, Pages 2530–2540,
<https://doi.org/10.1111/j.1558-5646.2011.01324.x>

“Grasslands of the American Southwest.” *National Parks Service*, U.S. Department of the Interior, 8 July 2015, <https://www.nps.gov/articles/southwest-grasslands.htm>.

Halofsky, J. E., Peterson, D. L., & Harvey, B. J. (2020). Changing wildfire, changing forests: the effects of climate change on fire regimes and vegetation in the Pacific Northwest, USA. *Fire Ecology*, 16(1), 1-26

Howard, W. E., Fenner, R. L., & Childs, H. E. (1959). Wildlife survival in brush burns. Accessed February 17th, 2023 via <https://repository.arizona.edu/bitstream/handle/10150/649670/4928-4808-1-PB.pdf?sequence=1>

IUCN Cem Mediterranean Type Ecosystems Specialist Group. IUCN. (n.d.). Retrieved February 28, 2023, from <https://www.iucn.org/our-union/commissions/group/iucn-cem-mediterranean-type-ecosystems-specialist-group>

LANDFIRE. (2008). Retrieved March 2nd, 2023 from https://www.fs.usda.gov/database/feis/fire_regimes/Redwood/MapA.jpg

Lawrence, G. E. (1966). Ecology of Vertebrate Animals in Relation to Chaparral Fire in the Sierra Nevada Foothills. *Ecology*, 47(2), 278–291. <https://doi.org/10.2307/1933775>

Lola Álvarez-Ruiz, Juli G. Pausas, Daniel T. Blumstein, Breanna J. Putman, Lizards' response to the sound of fire is modified by fire history, *Animal Behaviour*, Volume 196, 2023, Pages 91-102, ISSN 0003-3472, <https://www.sciencedirect.com/science/article/pii/S0003347222003207>

Mason Jr., Stephen C., Shirey, Vaugh., Poniso, Lauren C., Gelhaus, Jon K., (2021). Responses from bees, butterflies, and ground beetles to different fire and site characteristics: A global meta-analysis. *Biological Conservation*, 2061, 109265. Accessed February 8th, 2023 via <https://www.sciencedirect.com/science/article/pii/S0006320721003177>

Medler, M. J. (2012). Pyrogeography: Mapping and Understanding the Spatial Patterns of Wildfire. In N. Hoalst-Pullman & M. W. Patterson (Eds.), *Geospatial Technologies in Environmental Management* (pp. 29–47). essay, Springer Dodrecht. Accessed January 23rd, 2023 via <https://www.instructure.com/courses/1601347/files/99439327?wrap=1>

Nichols, R., & Menke, J. (1984). SHRUBLANDS IN CALIFORNIA: LITERATURE REVIEW AND RESEARCH NEEDED FOR MANAGEMENT: Effects of Chaparral Shrubland Fire on Terrestrial Wildlife. Accessed February 17th, 2023 via <https://ageconsearch.umn.edu/record/296094/files/uca004ch7.pdf>

Nowack, J., Cooper, C. E., & Geiser, F. (2016). Cool echidnas survive the fire. *Proceedings of the Royal Society B: Biological Sciences*, 283(1828), 20160382. <https://doi.org/10.1098/rspb.2016.0382>

Padgett, K. A., Casher, L. E., Stephens, S. L. Lane, R. S. Effect of Prescribed Fire for Tick Control in California Chaparral, *Journal of Medical Entomology*, Volume 46, Issue 5, 1 September 2009, Pages 1138–1145, <https://doi.org/10.1603/033.046.0522>

Pausas, J. G. (2019). Generalized fire response strategies in plants and animals. *Oikos*, 128(2), 147-153. <https://onlinelibrary.wiley.com/doi/10.1111/oik.05907>

Pausas, J.G., Belliure, J., Miñiguez, E., Montagud, S. (2018) Fire benefits flower beetles in a Mediterranean ecosystem. *PLoS ONE* 13(6): e0198951. <https://doi.org/10.1371/journal.pone.0198951>

Pausas, J.G., Parr, C.L. Towards an understanding of the evolutionary role of fire in animals. *Evol Ecol* 32, 113–125 (2018). <https://doi.org/10.1007/s10682-018-9927-6>

Pruetz, J. D., & LaDuke, T. C. (2010). Brief communication: Reaction to fire by savanna chimpanzees (*Pan troglodytes verus*) at Fongoli, Senegal: Conceptualization of “fire behavior” and the case for a chimpanzee model. *American Journal of Physical Anthropology: The Official Publication of the American Association of Physical Anthropologists*, 141(4), 646-650.

Reilly, M. K., Halofsky, J. E., Krawchuk, M. A., Donato, D. C., Hessburg, P. F., Johnston, J. D., Merschel, A. G., Swanson, M. E., Halofsky, J. S., & Spies, T. A. (2021). Fire ecology and management in Pacific Northwest forests. In C. H. Greenberg & B. Collins (Eds.). *Fire ecology and management: Past, present, and future of US forested ecosystems* (pp. 393-435). Springer International Publishing. https://doi.org/10.1007/978-3-030-73267-7_10.

Rocchio, J. F., & Crawford, R. C. (2015). *Ecological systems of Washington State: A guide to identification*. Washington State Department of Natural Resources. https://www.dnr.wa.gov/publications/amp_nh_ecosystems_guide.pdf

Rundel, P. W. (2018). California chaparral and its global significance. *Valuing chaparral: Ecological, socio-economic, and management perspectives*, 1-27.

Russell, K. R., Van Lear, D. H., & Guynn, D. C. (1999). Prescribed Fire Effects on Herpetofauna: Review and Management Implications. *Wildlife Society Bulletin (1973-2006)*, 27(2), 374–384. <http://www.jstor.org/stable/3783904>

Safford, H., Butz, R., Bohlman, G., & et., al. (2021). Fire ecology of the North American Mediterranean-Climate Zone. United States Department of Agriculture - Forest Service. Retrieved February 28, 2023, from https://www.fs.usda.gov/psw/publications/srs/srs_2021_safford001.pdf

Sanchez, Marcio Jose. (2020). The Associated Press. Retrieved March 2nd, 2023 from https://media.npr.org/assets/img/2020/08/23/ap_20234112251700-web-c98ebb512e1267d60886e6cb6c12967731dfe.jpg

Stawski, C., Körtner, G., Nowack, J., & Geiser, F. (2015). The importance of mammalian torpor for survival in a post-fire landscape. *Biology Letters*, 11(6), 20150134.

Sullivan, Janet. (1995). *Peromyscus maniculatus*. In: Fire Effects Information System, [Online]. U.S. Department of Agriculture, Forest Service, Rocky Mountain Research Station, Fire Sciences Laboratory (Producer). Available: <https://www.fs.usda.gov/database/feis/animals/mammal/pema/all.html> [2023, March 2].

Swengel, A. B. (2001). A literature review of insect responses to fire, compared to other conservation management of open habitat. *Biodiversity & Conservation*, 10, 1141-1169.

Tesky, Julie L. (1995). *Phasianus colchicus*. In: Fire Effects Information System, [Online]. U.S. Department of Agriculture, Forest Service, Rocky Mountain Research Station, Fire Sciences Laboratory (Producer). Available: www.fs.usda.gov/database/feis/animals/bird/paco/all.html [2023, March 2].

Tesky, Julie L. (1994). *Falco sparverius*. In: Fire Effects Information System, [Online]. U.S. Department of Agriculture, Forest Service, Rocky Mountain Research Station, Fire Sciences Laboratory (Producer). Available: www.fs.usda.gov/database/feis/animals/bird/fasp/all.html

Tufte, Edward R. (1990). *Envisioning Information*. Graphic Press.

Tufte, Edward R. (1983). *The Visual Displays of Quantitative Information*. Graphic Press.

U.S. Department of Agriculture Forest Service. (n.d.). Fire regimes of redwood communities. Redwood. Retrieved February 23, 2023, from https://www.fs.usda.gov/database/feis/fire_regimes/Redwood/all.html

U.S. Department of Agriculture Forest Service. (n.d.). Results for: (Plant Community = 0310150 California coastal redwoods forest). Retrieved February 16th, 2023 from <https://www.feis-crs.org/feis/faces/FireRegimeSearch.xhtml>

USDA, Forest Service, Missoula Fire Sciences Laboratory. 2018. Fire regimes of California chaparral communities: Information from the Pacific Southwest Research Station and LANDFIRE. In: Fire Effects Information System, [Online]. U.S. Department of Agriculture, Forest Service, Rocky Mountain Research Station, Missoula Fire Sciences Laboratory (Producer). Available: www.fs.usda.gov/database/feis/fire_regimes/CA_chaparral/all.html

University of California ANR. (n.d.). Coast Redwood (*Sequoia sempervirens*). Retrieved March 2nd, 2023 from https://ucanr.edu/sites/forestry/California_forests/http_ucanrorg_sites_forestry_California_forests_Tree_Identification_/Coast_Redwood_Sequoia_sempervirens_198/

Van Mantgem, E.F., Keeley, J.E. & Witter, M. Faunal Responses to Fire in Chaparral and Sage Scrub in California, USA. *fire ecol* 11, 128–148 (2015). <https://doi.org/10.4996/fireecology.1103128>

Wolf, Moritz. (n.d.) Retrieved March 2nd, 2023 from https://static.scientificamerican.com/sciam/cache/file/296DFA46-A85B-4F01-ADF6BC3202886F59_source.jpg?w=590&h=800&D35BA258-FA13-4136-9C273DEF8F5D9993

(n.d.) American Education. Retrieved March 30th, 2023 from <https://pic.blog.plover.com/IT/chartjunk/duck2.jpg>

(n.d.) Graphic Press. Retrieved March 30th, 2023 from https://miro.medium.com/v2/resize:fit:720/0*us9YFOpMy5GcHSh0

(n.d.) The Economist. Retrieved March 30th, 2023 from <https://exceluser.com/wp-content/uploads/2019/05/bad-chart-6.jpg>

