




RESEARCH ARTICLE

The gaming problem: A latent class analysis of DSM-5 criteria for Internet Gaming Disorder in a non-clinical sample [version 1; peer review: 1 approved with reservations, 1 not approved]

Jodie Raybould , Dylan Watling, Michael Larkin, Richard Tunney

School of Psychology, Aston University, Birmingham, West Midlands, B4 7ET, UK

V1 First published: 20 Jul 2022, 11:806
<https://doi.org/10.12688/f1000research.123390.1>
 Latest published: 20 Jul 2022, 11:806
<https://doi.org/10.12688/f1000research.123390.1>

Abstract

Background: In this study we aimed to test whether suggested DSM-5 criteria for Internet Gaming Disorder (IGD) share a similar latent structure to formally recognised addiction.

Methods: We used latent class analysis on a dichotomous measure of IGD. The data was collected from a convenient general population sample (500) and a targeted gaming forum sample (236).

Results: We found a four or six-class model to be most appropriate, ranging from 'casual/non-gamer' to 'potentially disordered' with increasing symptom severity. The majority of 'potentially disordered' gamers (5+ criteria) were found to be 18-30 years old, and no 'potentially disordered' gamers were over 42.

Conclusions: The results suggest that gaming may share a similar latent structure to established addictions, with adolescents and young adults being more at risk. Studies replicating these results would be beneficial, with further emphasis on a critical evaluation of the criteria and symptom cut-off point.

Keywords

Gaming, Internet Gaming Disorder, Pathological Gaming, Latent Class Analysis, Addiction, Behavioural Addiction





This article is included in the **Addiction and Related Behaviors** gateway.




This article is included in the **Gambling and Gaming Addiction** collection.

Open Peer Review

Approval Status  

	1	2
version 1 20 Jul 2022	 view	 view

1. **Alexander Bradley**, University of Portsmouth, Portsmouth, UK
2. **Veli-Matti Karhulahti** , University of Jyväskylä, Jyväskylä, Finland
Matúš Adamkovič, University of Jyväskylä, Jyväskylä, Finland

Any reports and responses or comments on the article can be found at the end of the article.

Corresponding author: Jodie Raybould (rayb1801@aston.ac.uk)

Author roles: **Raybould J:** Conceptualization, Formal Analysis, Investigation, Methodology, Visualization, Writing – Original Draft Preparation, Writing – Review & Editing; **Watling D:** Investigation; **Larkin M:** Supervision, Writing – Review & Editing; **Tunney R:** Supervision, Writing – Review & Editing

Competing interests: No competing interests were disclosed.

Grant information: Funding for this study comes from Aston University as part of a PhD Studentship for JR. Aston University were not involved in the collection, analysis, or interpretation of data, or in writing of the manuscript for this study.

The funders had no role in study design, data collection and analysis, decision to publish, or preparation of the manuscript.

Copyright: © 2022 Raybould J *et al.* This is an open access article distributed under the terms of the [Creative Commons Attribution License](#), which permits unrestricted use, distribution, and reproduction in any medium, provided the original work is properly cited.

How to cite this article: Raybould J, Watling D, Larkin M and Tunney R. **The gaming problem: A latent class analysis of DSM-5 criteria for Internet Gaming Disorder in a non-clinical sample [version 1; peer review: 1 approved with reservations, 1 not approved]** F1000Research 2022, 11:806 <https://doi.org/10.12688/f1000research.123390.1>

First published: 20 Jul 2022, 11:806 <https://doi.org/10.12688/f1000research.123390.1>

Abbreviations

AIC: Akaike Information Criteria
 BIC: Bayesian-Information Criteria
 DSM: Diagnostic and Statistical Manual
 GD: Gaming Disorder
 ICD: International Classification of Diseases
 IGD: Internet Gaming Disorder
 LR: Likelihood Ratio

Introduction

Gaming Disorder (GD) was recently recognised by the [World Health Organization \(2020\)](#) as a behavioural addiction in the eleventh edition of the International Classification of Diseases (ICD-11), while the apparently synonymous Internet Gaming Disorder (IGD) is not recognised diagnostically, but was included in the Diagnostic and Statistical Manual (DSM-5) to foster research in the area ([American Psychiatric Association, 2013](#)).

A comparison of both systems in Mexico found that prevalence estimates of the DSM were almost twice as high as the ICD ([Borges *et al.*, 2021](#)). Similarly, [Jo *et al.* \(2019\)](#) found that while all ICD-11 cases were found by the DSM-5, not all DSM-5 cases were found by the ICD-11. This could suggest that the current DSM-5 criteria are too inclusive, or that the ICD-11 criteria are not sensitive enough. We have focused this study on the DSM-5 criteria, since evidence has shown the measure to have robust psychometric properties ([Lemmens *et al.*, 2015](#)). In addition, [Aarseth *et al.* \(2017\)](#) highlighted a number of concerns with the inclusion of GD in the ICD-11.

Previous studies on gaming have been inconsistent in classification, and results on prevalence, course, treatment, and biomarkers have been inconclusive ([Petry *et al.*, 2014](#)). Many researchers believe that gaming can become problematic ([Charlton & Danforth, 2007](#); [Gentile, 2009](#)), while some are cautious ([James & Tunney, 2017](#)) and do not regard IGD as a genuine behavioural addiction. Some of the concerns highlighted by [Aarseth *et al.* \(2017\)](#) around gaming in the ICD-11 are relevant to the IGD, and these suggest that the introduction of gaming in any diagnostic manual is premature. In fact, [Przybylski and Weinstein \(2019\)](#) suggested that disordered gaming may actually be a symptom of a different underlying issue.

Latent class analyses help researchers to determine the number and type of classes a potential disorder may be split into, however the results are generally a function of the sample characteristics, and so may not be representative of 'definite' classes. Despite this, we can examine the classes found across several studies and see that research on problem gambling typically reports a three- ([Chamberlain *et al.*, 2017](#); [James *et al.*, 2016](#); [McBride *et al.*, 2010](#)) or four-class pattern ([Kong *et al.*, 2014](#); [Xian *et al.*, 2008](#)), with increasing severity between classes. Similarly, substance use has been found to fit a three-class ([Cohn *et al.*, 2017](#); [Evans *et al.*, 2020](#); [Henry & Muthen, 2010](#); [Safiri *et al.*, 2016](#)), or four-class model ([Morean *et al.*, 2016](#); [Yu *et al.*, 2018](#)), categorised by severity. Interestingly, [Deleuze *et al.* \(2015\)](#) investigated both behavioural and substance addiction and found three theoretical subgroups. These included addiction-prone individuals, at-risk users, and not-prone individuals. They noted that although only a small sample of participants reported gaming, it was associated with loss of control and negative outcomes over half of the time.

Previous research into IGD has found a similar three-class model ([Lemmens *et al.*, 2015](#); [Peeters *et al.*, 2019](#)), with [Peeters *et al.* \(2019\)](#) suggesting that the DSM-5 criteria could be helpful in identifying what they called 'problematic' gamers. However, they note that a strict cut-off point could lead to false positives. In contrast, [Myrseth and Notelaers \(2018\)](#) found a five-class model using the Gaming Addiction Scale-Adolescents. Despite this, [Deleuze *et al.* \(2017\)](#) determined in their study that a two-class system was more able to distinguish between 'problematic' and 'regular' gamers. This dichotomous outcome hints at gaming being different to established addiction disorders and suggests a need for more research into how gaming compares to formally recognised addictions.

The listed studies either used a small sample, did not include adults, or used non-DSM criteria. Although [Clement \(2021\)](#) reported that most gamers in the UK during 2019 were young adults (16-24), a significant number were older. In fact, 52% aged 25-34 were identified as gamers, 36% aged 35-44, and 40% aged 45-54. This would suggest that including a range of ages in gaming analysis could be beneficial.

Methods

Design

Using data collected from a cross-sectional online survey we conducted latent class analysis of DSM-5 criteria for IGD. Data was collected from a sample of adults (18+) to provide evidence towards whether IGD has a similar class structure to established addictions.

Participants

Five-hundred participants from the general population were recruited using convenience sampling through [prolific.com](https://www.prolific.com) in return for £7.50 (US\$10.02). There were 244 females, 250 males, and six selected the option 'other'. The average age was 29.67 years ($sd = 10.04$). A further 236 participants were recruited from online gaming forums (Discord and Reddit). Eighty-two were female, 139 were male, seven selected 'other', and five did not answer. The average sample age was 25.41 years ($sd = 6.52$).

Procedure

Potentially problematic symptoms associated with gaming were measured using nine dichotomous (Yes/No) items from the IGD scale ([Lemmens et al., 2015](#)), based on the diagnostic criteria of IGD described in the DSM-5 appendix. The survey was hosted at [Qualtrics.com](https://www.qualtrics.com) as part of a preregistered study ([Raybould & Tunney, 2020](#)) that gained ethical approval from the Aston University ethics committee. The targeted gamer sample also completed the IGD questions at [Qualtrics.com](https://www.qualtrics.com) in a study approved by Aston University.

Statistical analysis

We conducted latent class analysis on the samples separately using poLCA in RStudio ([Linzer & Lewis, 2011](#)), and then combined samples to examine IGD distribution across non-gamers, casual gamers, and dedicated gamers as a whole. Following this, we analysed the relationship between age and gaming using regression and descriptive statistics.

Ethical approval

Ethical approval [Ref: 1598] was granted by the Aston University ethics committee. All methods were carried out in accordance with relevant guidelines and regulations. Written informed consent was obtained from all participants.

Pre-printing

An earlier version of this article can be found on Research Square (doi: [10.21203/rs.3.rs-1003239/v1](https://doi.org/10.21203/rs.3.rs-1003239/v1)).

Results

Latent class analysis of the separate samples ([Tables 1 & 2](#)) suggested a two-, four-, or five-class model in the general population, and a two-, four- or six-class model in the gaming sample. The lowest Bayesian-Information Criteria (BIC),

Table 1. Model fit for latent class analysis of gaming data in a general population sample.

	2 Classes	3 Classes	4 Classes	5 Classes	6 Classes
AIC	3221.108	3147.275	3140.409	3146.423	3154.588
BIC	3301.185	3269.498	3304.778	3352.938	3403.250
G ²	340.4032	246.5705	219.7043	205.7183	193.8838
X ²	977.2995	480.3543	523.5736	576.3231	401.1686
Df	481	471	461	451	441
p	.000	.373	.023	.000	.913

Notes: Akaike Information Criteria (AIC), Bayesian Information Criteria (BIC), G² Likelihood-Ratio (G²), Pearson X² (X²), Degrees of Freedom (Df), and significance (p) are presented to analyse model fit for two to six latent classes. Analysis was conducted on Internet Gaming Disorder (DSM-5) data in a general population.

Table 2. Model fit for latent class analysis of gaming data in a gaming forum sample.

	2 Classes	3 Classes	4 Classes	5 Classes	6 Classes
AIC	1969.802	1963.023	1960.944	1966.664	1971.174
BIC	2035.615	2063.474	2096.033	2136.391	2175.54
G ²	213.4089	186.6297	164.5502	150.2703	134.7806
X ²	478.2925	493.4909	467.759	436.2665	369.5004
Df	217	207	197	187	177
p	.000	.000	.000	.000	.000

Notes: Akaike Information Criteria (AIC), Bayesian Information Criteria (BIC), G² Likelihood-Ratio (G²), Pearson X² (X²), Degrees of Freedom (Df), and significance (p) presented to analyse model fit for two to six classes. Analysis was conducted on Internet Gaming Disorder (DSM-5) data in a targeted gaming forum population.

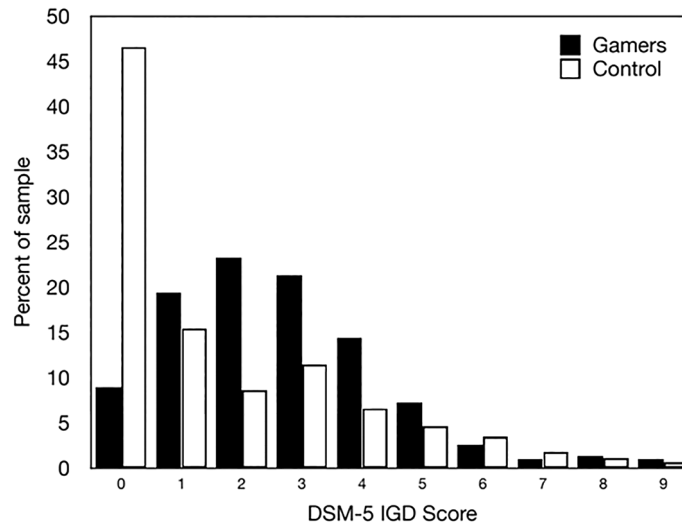


Figure 1. Distribution of IGD criteria in a General Population and Gaming forum sample.

Akaike Information Criteria (AIC), and Likelihood ratio (LR) indicated different models, suggesting high model uncertainty.

We then compared the distribution of participant responses (Figure 1) and found left-skewed results for both samples, with a more normal distribution in the gamers. This suggests that a large number of the general population were casual/non-gamers, while most of the gaming sample scored 2-3 checklist items. Interestingly, participants scoring 5+ were similar in both samples, suggesting an equal share of potential candidates for diagnosis (Raybould et al., 2022).

We repeated class analysis in the combined sample, testing model fit up to six classes since the BIC was consistently larger (Table 3). The three- and five-class models failed to reach significance, whereas the two-, four-, and six-class models were significant. The lowest BIC indicated a four-class model, however the lowest AIC and LR suggested six-classes. We therefore analysed both in more detail (Table 4).

A ‘casual/non-gamer’ class (1) with low likelihood of symptoms, and ‘potentially disordered’ class with high likelihood of all symptoms (4/6) was present in both models. In the four-class model we found a group who are more likely than not to be preoccupied with gaming and use games to escape (2: ‘mild gamer’), and a group who are additionally likely to be unable to stop and have lost interest in other hobbies (3: ‘at-risk’). Similarly, the six-class model included class 2 ‘mild gamers’, and ‘at-risk’ gamers as class 4. In addition, we found class 3 ‘moderate gamers’ who are likely to be preoccupied, gaming to escape, and have withdrawal, and class 5 ‘borderline’ gamers who are likely to be preoccupied, increasing play, playing despite life impact, lying and gaming to escape. Averaged probability scores suggest a potential path of increasing severity in the four-class (1 – 0.036; 2 – 0.290; 3 – 0.434; 4 – 0.755), and six-class model (1 – 0.033; 2 – 0.268; 3 – 0.399; 4 – 0.476; 5 – 0.604; 6 – 0.850). To check the validity of this we asked R to predict participant class (Tables 5 and 6), and cross-tabulated predictions against IGD scores (Table 7).

Table 3. Model fit for latent class analysis of gaming data in a combined sample.

	2 Classes	3 Classes	4 Classes	5 Classes	6 Classes
AIC	5441.266	5310.379	5290.404	5287.812	5289.223
BIC	5528.689	5443.815	5469.852	5513.273	5560.695
G ²	472.8254	321.9388	281.9641	259.3721	240.7824
X ²	1730.994	478.5486	679.2437	469.0852	632.6213
Df	492	482	472	462	452
p	.000	.536	.000	.400	.000

Notes: Akaike Information Criteria (AIC), Bayesian Information Criteria (BIC), G² Likelihood-Ratio (G²), Pearson X² (X²), Degrees of Freedom (Df), and significance (p) presented to analyse model fit for two to six classes. Analysis was conducted on Internet Gaming Disorder (DSM-5) data in a combined general and targeted gaming forum population.

Table 4. Probability of positive response to IGD Questions based on a four- and six-class latent analysis model.

Item	1	2	3	4	1	2	3	4	5	6
Preoccupation	0.051	0.595	0.626	1.000	0.052	0.536	1.000	0.628	0.826	1.000
Withdrawal Symptoms	0.000	0.117	0.163	0.825	0.000	0.026	1.000	0.156	0.495	1.000
Increased Gaming	0.005	0.278	0.184	0.817	0.004	0.252	0.312	0.164	1.000	0.748
Unable to Stop	0.005	0.054	0.651	0.659	0.005	0.054	0.000	0.631	0.216	0.919
Lost Interest in Hobbies	0.119	0.299	0.526	0.528	0.116	0.308	0.129	0.543	0.149	0.724
Play despite Life Impact	0.029	0.431	0.428	0.784	0.026	0.423	0.396	0.825	0.816	1.000
Lying	0.019	0.057	0.428	0.784	0.021	0.022	0.066	0.427	1.000	0.694
Escape	0.092	0.781	0.707	1.000	0.073	0.787	0.687	0.712	0.930	1.000
Relationship Issues	0.000	0.000	0.193	0.401	0.000	0.000	0.000	0.202	0.000	0.567

Notes: Probability values above 0.5 are highlighted in bold for reference.

Table 5. Participant class predictions for a four-class latent structure.

	1 2 3 4 5 6 7 8 9 0	1 2 3 4 5 6 7 8 9 0	1 2 3 4 5 6 7 8 9 0	1 2 3 4 5 6 7 8 9 0	1 2 3 4 5 6 7 8 9 0
[1]	1 1 1 2 1 4 2 2 2 4	1 1 1 1 1 4 2 3 1 1	3 2 2 1 2 2 1 2 1 1	2 1 1 1 3 1 1 2 3 2	1 1 1 1 2 2 1 1 1 1
[51]	1 2 1 1 1 1 4 3 2 1	1 1 1 3 2 1 4 1 3 2	1 2 4 1 2 1 1 1 1 4	1 1 2 1 2 1 1 1 1 2	1 1 1 1 1 1 2 1 1 1
[101]	1 2 1 1 1 1 1 2 2 1	2 1 2 2 3 2 1 2 1 3	1 1 1 1 1 2 3 2 1 2	1 1 2 1 2 1 3 3 2 1	1 1 1 3 1 1 1 1 1 1
[151]	1 1 2 4 1 1 1 1 2 1	2 1 1 1 1 2 1 2 2 2	1 2 1 1 1 4 1 2 1 1	1 2 1 3 2 2 1 1 2 1	1 1 1 3 1 2 2 2 1 1
[201]	1 1 1 1 1 2 1 1 2 2	1 2 1 1 1 2 4 3 1 1	3 2 3 1 2 1 2 4 1 1	3 1 3 1 1 1 1 1 1 1	2 1 1 3 1 2 1 1 2 1
[251]	1 1 1 1 1 1 1 4 1 2	1 1 3 1 1 1 2 2 3 1	1 4 3 1 1 2 2 1 1 1	1 1 2 2 2 1 2 2 1 1	1 1 1 1 1 1 1 1 1 1
[301]	2 1 2 1 1 1 2 1 1 3	1 1 1 1 1 1 1 1 1 1	1 1 1 1 3 1 1 2 2 1	3 1 2 1 2 4 2 4 1 3	2 1 1 1 2 1 1 2 1 1
[351]	4 1 1 1 4 3 1 2 2 2	1 1 1 1 1 2 2 1 3 1	1 1 1 1 1 1 1 1 2 4	2 2 1 2 1 2 1 1 1 2	2 1 1 2 1 2 1 2 2 1
[401]	2 1 2 2 2 1 1 1 1 1	1 4 1 1 1 2 1 1 4 4	2 1 1 1 1 1 4 1 2 2	4 2 1 1 3 1 1 1 1 2	1 2 1 1 1 3 2 2 1 1
[451]	1 1 3 2 1 1 1 1 2 1	1 1 1 1 2 3 1 1 1 1	4 2 2 2 1 1 1 2 1 1	1 1 1 1 1 3 1 1 4 3	3 1 2 2 1 1 1 2 4 3
[501]	4 4 4 4 4 4 4 3 3 3	4 4 3 3 3 3 3 3 3 3	3 3 3 3 3 3 3 3 2 3	2 3 3 2 2 3 2 2 2 2	2 3 2 2 3 3 2 3 2 2
[551]	3 3 3 2 3 2 3 3 2 2	2 2 2 2 2 2 2 2 2 2	2 2 2 2 2 2 2 2 2 2	2 2 2 2 2 2 2 2 2 3	3 2 2 2 2 2 3 2 2 2
[601]	2 2 2 2 2 2 2 2 2 2	2 2 2 2 2 2 2 2 2 2	2 2 2 2 2 2 2 2 2 2	2 2 2 2 2 2 2 2 2 2	2 2 2 2 2 2 2 2 2 2
[651]	2 2 2 2 2 3 2 2 2 2	2 2 2 2 2 2 2 2 2 1	1 1 1 1 1 1 1 1 1 1	1 1 1 1 1 1 1 1 1 1	1 1 1 1 1 1 1 1 1 1
[701]	1 1 1 1 1 1 1 1 1 1	1 1 1 1 1 1 1 1 1 1	1 1 1 1 1 1 1 1 1 1	1 1 1 1 1 1	

Note: Analysis of participant classification in a four-class latent structure model using \$M4\$predclass in R.

Age related to IGD Score ($F_{1,735} = 68.373, R^2 = .085, p = .000$), and accounted for 9% of symptom variation. We found that 15.65% of participants aged 18-20 selected 5+ criteria, compared to 13.75% aged 21-30, 8.28% aged 31-40, 4.44% aged 41-50, and 0% over 50. Further analysis on average results by age found that participants 18-20 were more likely to have mild symptoms and a higher mean IGD score (Table 8).

Despite this, 71.43% (four-class) and 63.64% (six-class) of ‘potentially disordered’ gamers were over 21, while only 17.14% (four-class) and 14.63% (six-class) were over 30. There were none over the age of 42. This suggests that while some older adults display potentially disordered gaming, young adults appear more at risk.

Discussion

The criteria for IGD appears to have a four- or six-class structure ranging from ‘casual/non-gamers’ to ‘potentially disordered’ with increasing severity, suggesting that IGD may be presenting in a similar manner to established

Table 6. Participant class predictions for a six-class latent structure.

	1 2 3 4 5 6 7 8 9 0	1 2 3 4 5 6 7 8 9 0	1 2 3 4 5 6 7 8 9 0	1 2 3 4 5 6 7 8 9 0	1 2 3 4 5 6 7 8 9 0
[1]	1 1 2 2 1 6 2 2 2 6	1 1 1 1 1 4 2 4 1 1	4 2 2 1 5 2 1 2 1 1	5 1 1 1 4 1 1 5 4 4	1 1 2 1 2 2 1 1 1 1
[51]	1 2 1 2 1 1 5 4 2 1	1 1 1 4 2 1 6 1 4 2	1 2 6 1 2 1 1 1 1 6	1 1 2 1 2 1 1 1 2 2	1 1 1 1 1 1 2 1 2 1
[101]	1 5 1 1 2 1 1 2 2 1	2 1 2 2 4 2 1 2 1 4	1 1 1 1 1 2 4 2 1 2	1 1 2 1 2 1 4 4 2 1	1 1 1 4 2 1 1 1 1 1
[151]	1 1 5 5 1 1 1 2 2 1	2 1 1 1 1 2 1 2 5 2	1 2 1 1 2 6 1 3 1 2	1 3 1 4 2 2 2 1 2 1	1 1 1 4 1 2 2 2 1 1
[201]	1 1 1 1 2 2 1 1 5 3	1 4 1 1 1 2 6 4 1 1	4 2 4 1 2 1 3 6 1 1	4 1 4 1 1 1 1 1 1 1	5 1 1 4 1 2 1 1 2 1
[251]	1 1 1 1 1 1 1 5 1 2	1 1 4 1 1 1 2 2 4 2	1 5 4 1 1 2 2 1 1 1	1 1 2 2 2 1 2 2 2 1	1 1 1 1 1 1 1 1 1 1
[301]	2 1 2 1 1 1 2 1 1 4	1 1 1 1 1 1 1 1 1 1	1 1 1 1 4 1 1 2 2 1	4 1 2 2 2 5 5 6 1 4	2 2 1 1 2 1 1 2 1 1
[351]	6 1 1 1 6 4 1 2 3 4	1 1 1 2 1 2 2 1 4 1	1 1 1 1 1 1 1 1 2 6	3 2 1 2 1 2 2 1 1 2	2 2 1 2 1 2 1 2 2 1
[401]	2 1 5 2 3 1 1 1 1 1	1 5 1 1 1 3 1 2 5 6	2 1 1 1 1 1 5 1 2 2	5 2 1 1 4 1 1 2 1 2	1 2 1 1 1 4 2 3 1 1
[451]	1 1 4 2 1 1 1 1 2 1	1 1 1 1 2 4 1 1 1 1	6 2 2 2 1 2 2 2 1 1	1 1 1 1 1 4 2 1 5 4	4 1 2 2 1 1 1 2 4 4
[501]	6 6 6 6 6 6 6 4 4 4	5 6 4 4 4 4 4 4 4 4	4 4 4 4 4 4 4 4 2 4	2 4 4 3 2 4 2 2 3 2	2 4 2 2 4 4 3 4 3 2
[551]	4 4 4 2 4 3 4 4 3 2	3 5 3 3 2 2 2 2 2 2	2 2 3 2 3 2 4 2 2 2	3 4 2 2 2 2 2 2 2 4	4 2 2 3 2 2 4 2 2 2
[601]	2 2 2 2 2 2 3 2 2 2	2 2 2 3 2 2 2 2 2 3	2 2 2 2 2 2 2 2 2 2	2 2 2 2 2 2 2 2 2 2	2 2 2 2 2 2 2 2 2 2
[651]	2 2 3 2 2 4 2 2 2 2	2 2 2 2 2 2 2 2 2 2	2 1 2 1 1 1 1 2 1 2	2 2 2 2 2 1 2 1 2 2	1 1 1 1 1 1 2 1 1 1
[701]	1 1 2 1 1 1 2 1 2 2	2 2 1 1 1 1 1 1 1 1	1 1 1 1 1 1 1 1 1 1	1 1 1 1 1 1	

Note: Analysis of participant classification in a four-class latent structure model using \$M4\$predclass in R.

Table 7. Number of identified criteria and most common igd score for each latent class.

Model	Class	Number of criteria	Most common IGD score(s)
4	1 - Casual/Non-Gamer	0-2	0
	2 - Mild	1-5	2-3
	3 - At-Risk	2-7	4-5
	4 - Potentially Disordered	5-9	6-9
6	1 - Casual/Non-Gamer	0-2	0
	2 - Mild	1-5	2-3
	3 - Moderate	2-5	4
	4 - At-Risk	2-7	4-5
	5 - Borderline	3-7	5-6
	6 - Potentially Disordered	6-9	7-8

Note: Where a range of IGD scores are provided the frequency of participants was the same for each value.

addictions. A four-class model was identified in both the combined and separate sample analysis; however, a six-class model may offer more nuance.

We additionally found that most potentially disordered gamers were under 30 years old, and none were over 42. Additionally, mean IGD scores continued to decrease with age, reaching as low as 0.26 in those over 51. Lemmens *et al.* (2015) also found that 31-40 year olds scored significantly lower than young adults and adolescents, which may suggest that adolescents and young adults are more at risk. Despite this, gaming is a new activity, with the first home consoles introduced in the 1970s. Contemporary gaming is very different from these simple arcade-style games, and Olson *et al.* (2011) reported that younger adults were more likely to use new technology, specifically computer/video games than older adults. Since the apparent addictive nature of gaming has only emerged recently it is therefore possible that future studies will find more potentially disordered gamers among older participants who have had more exposure to ‘modern’ videogaming from a young age.

Table 8. Average IGD score and predicted class for each age group.

Age	Mean score	Standard deviation	Most common predicted class		
18-20	2.73	2.03	<i>Mild Gamers</i>	Four-Class	46.96%
				Six-Class	43.48%
21-30	2.14	2.08	<i>Casual/Non-Gamer</i>	Four-Class	46.75%
				Six-Class	41.00%
31-40	1.40	1.84	<i>Casual/Non-Gamer</i>	Four-Class	63.45%
				Six-Class	56.55%
41-50	1.13	1.56	<i>Casual/Non-Gamer</i>	Four-Class	71.11%
				Six-Class	60.00%
51+	0.26	0.68	<i>Casual/Non-Gamer</i>	Four-Class	93.55%
				Six-Class	87.10%

In exploring the current DSM-5 symptom criteria, relationship issues were less than 50% likely in all classes except model-six '*potentially disordered*' gamers (57%), suggesting it may not be an appropriate criterion. However, without additional information on relationships we cannot test this result. Similarly, lying, and increased involvement were both less than 50% likely for low-moderate classes, but at least 70% likely in '*borderline*' or '*potentially disordered*' gamers. These may therefore be signs of maladaptive gaming. In contrast, preoccupation and gaming to escape were over 50% likely in all but the '*casual/non-gamer*' class and therefore may be facets of gaming generally rather than an indication of potentially disordered use.

Withdrawal symptoms were found to be 100% likely in the '*moderate gamer*' and '*potentially disordered*' class (six-class), suggesting a group of non-clinical gamers who experience withdrawal. Despite this, [Kaptis et al. \(2016\)](#) found the evidence on withdrawal in behavioural addiction was underdeveloped, and symptoms were reported in less than 50 participants across five studies. They noted that withdrawal in IGD can be mistaken for reactions to imposed deprivation, and many studies did not specify the expected withdrawal symptoms proposed by the DSM-5. Further to this, [Orford et al. \(1996\)](#) reported that emotional withdrawal in gambling did not significantly contribute to maintaining the addiction, while [Rosenthal and Lesieur \(1992\)](#) found that some abstaining gamblers experienced symptoms which did not correlate with substance abuse withdrawal. Studies relying on a participant's understanding of withdrawal therefore may not accurately reflect potential symptoms.

In our sample we found a suggested prevalence of 2.98 – 4.74% of '*potentially disordered*' gamers. There appears to be a lot of variation in estimated prevalence rates for IGD, (0.7-27.5% - [Mihara and Higuchi \(2017\)](#); 0.7%-15.6% - [Feng et al. \(2017\)](#); 1.6% - [Müller et al. \(2015\)](#); 3.1% - [Ferguson et al. \(2011\)](#); 3.7% - [Kuss et al. \(2013\)](#)) however our results were in the expected range. Despite this, the prevalence rates of participants endorsing 5+ criteria were 11.82%, suggesting that the current cut-off may be too low. In fact, when amending this to 7+ symptoms we found a prevalence of 3.26%.

Future research into IGD should continue to build evidence on whether gaming is addictive, with an emphasis on critically evaluating the suggested criteria. Additionally, research comparing online and offline play, and various game types, may help to explain the different findings between studies. Subtle differences may arise as the social benefits of online multiplayer are likely to be significantly different from local multiplayer. Similarly, while most online games involve multiplayer competitive elements, offline gaming is often single-player storylines.

Data availability

Underlying data

Open Science Framework: Impulsivity, Scarcity and Maladaptive Choice Behaviours Project, <https://doi.org/10.17605/OSF.IO/WXJUM> ([Raybould et al., 2022](#)).

This project contains the following underlying data:

- LCA Dataset.xlsx
- Full Survey Dataset.xlsx

Extended data

Open Science Framework: What are the Relationships between Impulsivity, Scarcity and Addiction?, <https://doi.org/10.17605/OSF.IO/WXJUM> (Raybould *et al.*, 2022).

This project contains the following extended data:

- Grisk_SocialStatus_Questions.pdf
- 9. AUDIT.pdf
- 6,8. MacArthur Scale of Subjective Social Status.pdf
- 5,7. NSSEC.pdf
- 16. GMQ-F.pdf
- 15. Debt Questions.pdf
- 14. TFEQ-18.pdf
- 13. DSM-V Criteria for Gaming Disorder.pdf
- 12. PGSI.pdf
- 10. CDS5.pdf
- 11. DUDIT.pdf

Data are available under the terms of the [Creative Commons Zero “No rights reserved” data waiver](#) (CC0 1.0 Public domain dedication).

References

- Aarseth E, Bean AM, Boonen H, *et al.*: **Scholars' open debate paper on the World Health Organization ICD-11 Gaming Disorder proposal.** 2017; **6**: 267–270.
[PubMed Abstract](#) | [Publisher Full Text](#)
- American Psychiatric Association: *Diagnostic and Statistical Manual of Mental Disorders Fifth Edition: DSM-5.* Washington: American Psychiatric Publishing; 2013.
- Borges G, Orozco R, Benjet C, *et al.*: **(Internet) Gaming Disorder in DSM-5 and ICD-11: A Case of the Glass Half Empty or Half Full: (Internet) Le trouble du jeu dans le DSM-5 et la CIM-11: Un cas de verre a moitie vide et a moitie plein.** *Can J Psychiatry.* 2021; **66**: 477–484.
[PubMed Abstract](#) | [Publisher Full Text](#)
- Chamberlain SR, Stochl J, Redden SA, *et al.*: **Latent class analysis of gambling subtypes and impulsive/compulsive associations: Time to rethink diagnostic boundaries for gambling disorder?** *Addict Behav.* 2017; **72**: 79–85.
[PubMed Abstract](#) | [Publisher Full Text](#)
- Charlton JP, Danforth ID: **Distinguishing addiction and high engagement in the context of online game playing.** *Comput Hum Behav.* 2007; **23**: 1531–1548.
[Publisher Full Text](#)
- Clement J: *Gaming penetration in the United Kingdom (UK) 2013–2019, by demographic group* 2021. Retrieved 10/03/2021.
[Reference Source](#)
- Cohn A, Johnson A, Pearson J, *et al.*: **Determining non-cigarette tobacco, alcohol, and substance use typologies across menthol and non-menthol smokers using latent class analysis.** *Tob Induc Dis.* 2017; **15**, 5.
[PubMed Abstract](#) | [Publisher Full Text](#)
- Deleuze J, Nuyens F, Rochat L, *et al.*: **Established risk factors for addiction fail to discriminate between healthy gamers and gamers endorsing DSM-5 Internet gaming disorder.** *J Behav Addict.* 2017; **6**: 516–524.
[PubMed Abstract](#) | [Publisher Full Text](#)
- Deleuze J, Rochat L, Romo L, *et al.*: **Prevalence and characteristics of addictive behaviors in a community sample: A latent class analysis.** *Addict Behav Rep.* 2015; **1**, 49–56.
[PubMed Abstract](#) | [Publisher Full Text](#)
- Evans BE, Kim Y, Hagquist C: **A latent class analysis of changes in adolescent substance use between 1988 and 2011 in Sweden: associations with sex and psychosomatic problems.** *Addiction.* 2020; **115**: 1932–1941.
[PubMed Abstract](#) | [Publisher Full Text](#)
- Feng W, Ramo DE, Chan SR, *et al.*: **Internet gaming disorder: Trends in prevalence 1998–2016.** *Addict Behav.* 2017; **75**: 17–24.
[PubMed Abstract](#) | [Publisher Full Text](#)
- Ferguson C, Coulson M, Barnett J: **A meta-analysis of pathological gaming prevalence and comorbidity with mental health, academic and social problems.** *J Psychiatr Res.* 2011; **45**: 1573–1578.
[PubMed Abstract](#) | [Publisher Full Text](#)
- Gentile D: **Pathological Video-Game Use Among Youth Ages 8 to 18: A National Study.** *Psychol Sci.* 2009; **20**: 594–602.
[PubMed Abstract](#) | [Publisher Full Text](#)

- Henry KL, Muthen B: **Multilevel Latent Class Analysis: An Application of Adolescent Smoking Typologies with Individual and Contextual Predictors.** *Struct Equ Modeling.* 2010; **17**: 193–215.
[PubMed Abstract](#) | [Publisher Full Text](#)
- James RJE, O'Malley C, Tunney RJ: **Sociodemographic predictors of latent class membership of problematic and disordered gamblers.** *Addict Behav Rep.* 2016; **3**: 61–69.
[PubMed Abstract](#) | [Publisher Full Text](#)
- James RJE, Tunney RJ: **The relationship between gaming disorder and addiction requires a behavioral analysis.** *J Behav Addict.* 2017; **6**: 306–309.
[PubMed Abstract](#) | [Publisher Full Text](#)
- Jo YS, Bhang SY, Choi JS, *et al.*: **Clinical Characteristics of Diagnosis for Internet Gaming Disorder: Comparison of DSM-5 IGD and ICD-11 GD Diagnosis.** *JCM.* 2019; **8**.
[PubMed Abstract](#) | [Publisher Full Text](#)
- Kaptsis D, King DL, Delfabbro PH, *et al.*: **Withdrawal symptoms in internet gaming disorder: A systematic review.** *Clin Psychol Rev.* 2016; **43**: 58–66.
[PubMed Abstract](#) | [Publisher Full Text](#)
- Kong G, Tsai J, Krishnan-Sarin S, *et al.*: **A latent class analysis of pathological-gambling criteria among high school students: associations with gambling, risk and health/functioning characteristics.** *J Addict Med.* 2014; **8**: 421–430.
[PubMed Abstract](#) | [Publisher Full Text](#)
- Kuss D, van Rooij A, Shorter GW, *et al.*: **Internet addiction in adolescents: Prevalence and risk factors.** *Comput Hum Behav.* 2013; **29**: 1987–1996.
[Publisher Full Text](#)
- Lemmens JS, Valkenburg PM, Gentile DA: **The Internet Gaming Disorder Scale.** *Psychol Assess.* 2015; **27**: 567–582.
[Publisher Full Text](#)
- Linzer DA, Lewis JB: **poLCA: An R Package for Polytomous Variable Latent Class Analysis.** *Psychol Assess.* 2011; **42**: 1–29.
[Reference Source](#)
- McBride O, Adamson G, Shevlin M: **A latent class analysis of DSM-IV pathological gambling criteria in a nationally representative British sample.** *Psychiatry Res.* 2010; **178**: 401–407.
[Publisher Full Text](#)
- Mihara S, Higuchi S: **Cross-sectional and longitudinal epidemiological studies of Internet gaming disorder: A systematic review of the literature.** *Psychiatry Clin Neurosci.* 2017; **71**: 425–444.
[PubMed Abstract](#) | [Publisher Full Text](#)
- Morean ME, Kong G, Camenga DR, *et al.*: **Latent class analysis of current e-cigarette and other substance use in high school students.** *Drug Alcohol Depend.* 2016; **161**: 292–297.
[PubMed Abstract](#) | [Publisher Full Text](#)
- Müller KW, Janikian M, Dreier M, *et al.*: **Regular gaming behavior and internet gaming disorder in European adolescents: results from a cross-national representative survey of prevalence, predictors, and psychopathological correlates.** *Eur Child Adolesc Psychiatry.* 2015; **24**: 565–574.
[PubMed Abstract](#) | [Publisher Full Text](#)
- Myrseth H, Notelaers G: **A Latent Class Approach for Classifying the Problem and Disordered Gamers in a Group of Adolescence.** *Front Psychol.* 2018; **9**: 2273.
[PubMed Abstract](#) | [Publisher Full Text](#)
- Olson KE, O'Brien MA, Rogers WA, *et al.*: **Diffusion of Technology: Frequency of Use for Younger and Older Adults.** *Ageing Int.* 2011; **36**: 123–145.
[PubMed Abstract](#) | [Publisher Full Text](#)
- Orford J, Morison V, Somers M: **Drinking and gambling: a comparison with implications for theories of addiction.** *Drug Alcohol Rev.* 1996; **15**: 47–56.
[Publisher Full Text](#)
- Peeters M, Koning I, Lemmens J, *et al.*: **Normative, passionate, or problematic? Identification of adolescent gamer subtypes over time.** *J Behav Addict.* 2019; **8**: 574–585.
[PubMed Abstract](#) | [Publisher Full Text](#)
- Petry NM, Rehbein F, Gentile DA, *et al.*: **An international consensus for assessing internet gaming disorder using the new DSM-5 approach.** *Addiction.* 2014; **109**: 1399–1406.
[PubMed Abstract](#) | [Publisher Full Text](#)
- Przybylski AK, Weinstein N: **Investigating the Motivational and Psychosocial Dynamics of Dysregulated Gaming: Evidence From a Preregistered Cohort Study.** *Clin Psychol Sci.* 2019; **7**: 1257–1265.
[Publisher Full Text](#)
- Raybould JN, Tunney RJ: **Addiction: What is the Relationship between childhood scarcity and adult impulsivity?** 2020.
[Reference Source](#)
- Raybould J, Watling DC, Larkin M, *et al.*: **Impulsivity, Scarcity and Maladaptive Choice Behaviours Project. [Dataset].** 2022, June 30.
[Publisher Full Text](#)
- Rosenthal RJ, Lesieur HR: **Self-Reported Withdrawal Symptoms and Pathological Gambling.** *Am J Addict.* 1992; **1**: 150–154.
[Publisher Full Text](#)
- Safiri S, Rahimi-Movaghar A, Yunesian M, *et al.*: **Subgrouping of risky behaviors among Iranian college students: a latent class analysis.** *NDT.* 2016; **12**: 1809–1816.
[PubMed Abstract](#) | [Publisher Full Text](#)
- World Health Organization: **ICD-11 for Mortality and Morbidity Statistics: 6C51 Gaming disorder. The International Classification of Disease.** 2020.
[Reference Source](#)
- Xian H, Shah KR, Potenza MN, *et al.*: **A Latent Class Analysis of DSM-III-R Pathological Gambling Criteria in Middle-Aged Men: Association with Psychiatric Disorders.** *J Addict Med.* 2008; **2**: 85–95.
[PubMed Abstract](#) | [Publisher Full Text](#)
- Yu M, Sacco P, Choi HJ, *et al.*: **Identifying patterns of tobacco use among US middle and high school students: A latent class analysis.** *Addict Behav.* 2018; **79**: 1–7.
[Publisher Full Text](#)

Open Peer Review

Current Peer Review Status:  

Version 1

Reviewer Report 20 December 2022

<https://doi.org/10.5256/f1000research.135492.r157331>

© 2022 Karhulahti V et al. This is an open access peer review report distributed under the terms of the [Creative Commons Attribution License](#), which permits unrestricted use, distribution, and reproduction in any medium, provided the original work is properly cited.



Veli-Matti Karhulahti 

University of Jyväskylä, Jyväskylä, Finland

Matúš Adamkovič

University of Jyväskylä, Jyväskylä, Finland

Dear Authors and Editors,

Thank you for inviting me to review this manuscript. Due to my limited expertise on LCA, I asked my colleague Matúš Adamkovič to separately comment on the R code. However, while reading the manuscript, I was surprised to notice that no code has been shared after all, despite the great choice to work with open software. Because I review under the PRO initiative (<https://www.opennessinitiative.org>), I should note that a justification for non-sharing should be provided or, preferably, the code should be shared for review.

The first part of the feedback was initially drafted by me (VMK) and later comments on methodology by MA. We both agree and sign all points made in this review.

1. The rationale of the study remains somewhat unclear. In addition to the fact that there are already numerous classification studies in the I/GD literature, there are also large-scale LCA studies¹. Although I am warmly welcoming to replications and all other information about the validity of older findings, it is not clear how the present results update the prior understanding. E.g., the sentence about lacking research on age (“including a range of ages in gaming analysis could be beneficial”) is relevant but the MS has little actual analysis or discussion on age beyond Table 8.
2. Sample justification is missing. See².
3. What language/nationality were the respondents, what were the inclusion/exclusion criteria? This is important especially because IGDS was used for measurement, and a Dutch validation study is cited. If the participants were native English speakers and an English version of the scale was used, please cite an English validation or other scale test, or discuss

in the limitations.

4. Regarding the design and results, a critical limitation is the lacking inclusion of any health and wellbeing variables in the model. For instance, when the study concludes that "IGD appears to have a four- or six-class structure ranging from 'casual/non-gamers' to 'potentially disordered' with increasing severity", there seems to be no evidence for *severity* beyond the total score. Including health or wellbeing measures in the design would've allowed assessing severity. In fact, threshold-based categorization and total scores can lead to inference errors because not all nine criteria are (equally) relevant, e.g.^{3,4}etc.
 5. Following the above notes, the final contribution should be clarified to the reader and explained how it helps better understand I/GD. E.g., the discussion concludes that "IGD may be presenting in a similar manner to established addictions", but this deduction omits historical and psychometric context. Namely, IGD and IGDS were developed with a confirmatory approach from existing substance use criteria, and thus, logically, the nine DSM symptoms (taken from substance use and gambling) are likely to produce similar models as do their roots. If we study data from treatment-seekers and other clinical samples (especially qualitative ones), we see different symptoms, for which there has been a strong move away from confirmatory IGD models for a long time, see e.g. the more recent ICD-11 criteria⁵ etc.
 6. I would recommend carefully revising the discussion language, especially regarding the relevance of specific criteria. For instance, the prevalence of relationship issues ("relationship issues were less than 50% likely in all classes except model-six 'potentially disordered' gamers (57%), suggesting it may not be an appropriate criterion") can hardly be considered as evidence for its lack of actual problem-relevance. When analyzing a convenience sample, more severe outcomes are naturally less prevalent, yet these may well be the most valuable signs for identifying actual treatment-seeking or support-needing people. Please carefully reconsider such conclusions and related language in the discussion.
- Additional notes on method from Matúš Adamkovič:
1. Although running LCA in the poLCA package is rather straightforward, I'd still welcome mentioning additional technical details in the text (or, alternatively, in the R code).
 2. How was the data handled? Did you check for patterns of careless responding, improbable values, etc.? Were there any missing values in the data?
 3. Please consider extending the paragraph in which you describe the specifics of each latent class – as I read it, this is the most important part of the paper and would benefit from a detailed description of the differences in symptoms composition across the different classes.
 4. Related to the previous point, a visualization of the LCAs (maybe instead of Table 4) would be helpful to easier grasp the between-classes differences.
 5. Could you please add (would work fine in supplementary material) information about the accuracy of the classifications? For example, by calculating the posterior probabilities that cases belong to each class (available in poLCA).

6. This point has already been raised by Matti (point no. 4) but since I, too, find it extremely important, I'd like to emphasize it once more. Since the data used for this study comes from a bigger dataset, it'd be valuable to, for instance, compare subgroups across some of these variables. This will provide further insights into the validity of the classification/s.
7. I suggest removing/moving to supplementary materials tables 5 and 6 since they have little information value.
8. Please add a paragraph that will reflect upon the limitations of the study.

We hope these comments will be helpful in revising the MS. If our feedback feels unclear or unfair, we can be contacted directly.

Matti & Matus

References

1. Colder Carras M, Kardefelt-Winther D: When addiction symptoms and life problems diverge: a latent class analysis of problematic gaming in a representative multinational sample of European adolescents. *Eur Child Adolesc Psychiatry*. 2018; **27** (4): 513-525 [PubMed Abstract](#) | [Publisher Full Text](#)
2. Lakens D: Sample Size Justification. *Collabra: Psychology*. 2022; **8** (1). [Publisher Full Text](#)
3. Ballou N, Zendle D: "Clinically significant distress" in internet gaming disorder: An individual participant meta-analysis. *Computers in Human Behavior*. 2022; **129**. [Publisher Full Text](#)
4. Castro-Calvo J, King DL, Stein DJ, Brand M, et al.: Expert appraisal of criteria for assessing gaming disorder: an international Delphi study. *Addiction*. 2021; **116** (9): 2463-2475 [PubMed Abstract](#) | [Publisher Full Text](#)
5. Billieux J, Schimmenti A, Khazaal Y, Maurage P, et al.: Are we overpathologizing everyday life? A tenable blueprint for behavioral addiction research. *J Behav Addict*. 2015; **4** (3): 119-23 [PubMed Abstract](#) | [Publisher Full Text](#)

Is the work clearly and accurately presented and does it cite the current literature?

Partly

Is the study design appropriate and is the work technically sound?

Partly

Are sufficient details of methods and analysis provided to allow replication by others?

Partly

If applicable, is the statistical analysis and its interpretation appropriate?

Partly

Are all the source data underlying the results available to ensure full reproducibility?

Yes

Are the conclusions drawn adequately supported by the results?

Partly

Competing Interests: No competing interests were disclosed.

Reviewer Expertise: Gaming disorder.

We confirm that we have read this submission and believe that we have an appropriate level of expertise to state that we do not consider it to be of an acceptable scientific standard, for reasons outlined above.

Reviewer Report 08 August 2022

<https://doi.org/10.5256/f1000research.135492.r146753>

© 2022 Bradley A. This is an open access peer review report distributed under the terms of the [Creative Commons Attribution License](#), which permits unrestricted use, distribution, and reproduction in any medium, provided the original work is properly cited.



Alexander Bradley

University of Portsmouth, Portsmouth, UK

The article explores the underlying class structure of the DSM criteria scale in samples of prolific and gaming forum users (discord and reddit). They find both 4 and 6 models provide good model fit in terms of BIC, AIC, Chi-square etc. Young adults had the highest gaming scores.

Introduction/Literature Review

Introduction could do with more clearly stating it's aims and hypotheses that it wishes to test. For example, in the design there is a suggestion that ICG has similar class structure to established addiction yet in the literature review addictions seemed to vary from 3-4 classes.

With the statistical analysis section I am guessing one sample was the prolific sample (N = 294) and Gaming forum sample (N = 236). Is this correct? Please do make this clearer.

Results

Clearer statement of what each of the classes is classed as in the text between tables 4 and table 5 for each type of model.

It would also be useful to know what percentage of your two different samples fell into each class. This would relate back to Introduction where prevalence of classes and differences between DSM and IGD were discussed. This could be added in as two extra columns in Table 7.

Are there any benefits of having 6 or 4 class model in terms of numbers classed as at risk gamers and potentially disordered gamers. i.e. comparison of percentages.

Do you have any items that might be able to link DSM scores to more behavioural measures like the amount of time spent playing games per week? Or amount spent on gaming?

Discussion

What extra nuance does a six model hold? You state this and only later suggest what this might

be.

Good points made around withdrawal and the value or not in pre-occupation and escapism as potential facets of gaming or any enjoyable hobby for that matter.

Data Availability

Even better if the Rscript with the LCA analysis was also deposited in the OSF so other could check the code.

Is the work clearly and accurately presented and does it cite the current literature?

Yes

Is the study design appropriate and is the work technically sound?

Yes

Are sufficient details of methods and analysis provided to allow replication by others?

Partly

If applicable, is the statistical analysis and its interpretation appropriate?

Yes

Are all the source data underlying the results available to ensure full reproducibility?

No

Are the conclusions drawn adequately supported by the results?

Yes

Competing Interests: No competing interests were disclosed.

Reviewer Expertise: Gambling research and statistical methods

I confirm that I have read this submission and believe that I have an appropriate level of expertise to confirm that it is of an acceptable scientific standard, however I have significant reservations, as outlined above.

The benefits of publishing with F1000Research:

- Your article is published within days, with no editorial bias
- You can publish traditional articles, null/negative results, case reports, data notes and more
- The peer review process is transparent and collaborative
- Your article is indexed in PubMed after passing peer review
- Dedicated customer support at every stage

For pre-submission enquiries, contact research@f1000.com

F1000Research