



Cite this: DOI: 10.1039/d3sc02171h

All publication charges for this article have been paid for by the Royal Society of Chemistry

Received 27th April 2023
Accepted 25th July 2023

DOI: 10.1039/d3sc02171h

rsc.li/chemical-science

Accessible chemical space for metal nitride perovskites†

Bastien F. Grosso,^a Daniel W. Davies,^a Bonan Zhu,^a Aron Walsh^{a,b} and David O. Scanlon^{a*}

Building on the extensive exploration of metal oxide and metal halide perovskites, metal nitride perovskites represent a largely unexplored class of materials. We report a multi-tier computational screening of this chemical space. From a pool of 3660 ABN₃ compositions covering I–VIII, II–VII, III–VI and IV–V oxidation state combinations, 279 are predicted to be chemically feasible. The ground-state structures of the 25 most promising candidate compositions were explored through enumeration over octahedral tilt systems and global optimisation. We predict 12 dynamically and thermodynamically stable nitride perovskite materials, including YMoN₃, YWN₃, ZrTa₂N₃, and LaMoN₃. These feature significant electric polarisation and low predicted switching electric field, showing similarities with metal oxide perovskites and making them attractive for ferroelectric memory devices.

1 Introduction

Metal nitrides have paved the way to new technological paradigms with applications ranging from hard coatings (TiN), light-emitting diodes and high electron mobility transistors (GaN) to superconductors and high-power electronics (AlN).^{1–3} The wide variety of properties emerging from nitride materials are directly related to the unique combination of high electronegativity and strong bonding character of the nitrogen atom itself. While binary nitrides unravel stunning properties, more can be expected from compositions and structures with increasing complexity. Although ternary nitrides are expected to enhance the structure–property tunability further, very few systems have been identified to date, with more than ten times fewer ternary nitrides known than ternary oxides.⁴

One of the most well-studied systems for tuning composition–structure–properties relations is the ABX₃ perovskite structure, where A and B are cations, and X is an anion bonding to A and B. In the ideal form, the A cations sit at the corners of a cube containing in its centre a BX₆ octahedron. This crystal structure can accommodate a wide range of distortions that, on the one hand, facilitate the growth of these materials as thin films, ideal for microelectronics, and on the other hand, provide an excellent playground for engineering new functionalities. The most famous families of perovskites are the halides, mainly known for photovoltaic applications, and the oxides, known for

ferroelectricity and multiferroicity, among other properties. Recently, there has been a strong interest in discovering ternary nitrides with the perovskite structure, motivated by the hope to integrate them with the existing nitride-based semiconductor devices. Indeed, while oxide and halide perovskites have benefited from decades of intense research, they are hardly integrated into the current semiconductor technology.^{5,6} Therefore, the discovery of functional nitride perovskite materials would open the door to new standards in microelectronics.

While the first nitride perovskite material TaThN₃, inspired by previous works on oxynitrides,⁷ was synthesised in 1995,⁸ it is only very recently that several other systems were experimentally achieved.^{9,10}

Discovering new stable materials is challenging. On the one hand, one can create an almost infinite number of hypothetical compounds by combining the elements in the periodic table. On the other hand, materials can form only if they are thermodynamically favorable and kinetically accessible. Therefore, trial and error approaches, both experimental and computational, are not efficient for a comprehensive exploration of compositional space. Modern methods, such as high throughput computational materials design, provide an attractive alternative. One such technique consists of screening many candidates based on criteria, sometimes complemented by intelligently interrogating existing database of materials,¹¹ to extract an affordable subset of candidates to be further investigated.¹² First-principles calculations, such as density-functional theory (DFT), are often employed to determine their stability and evaluate their properties. One would ideally use global structural prediction methods for crystal structure prediction,^{13,14} to identify the ground state structure by searching for the configuration that globally minimises the energy.

^aDepartment of Chemistry, University College London, London, UK. E-mail: d.scanlon@ucl.ac.uk

^bDepartment of Materials, Imperial College London, London, UK. E-mail: a.walsh@imperial.ac.uk

† Electronic supplementary information (ESI) available. See DOI: <https://doi.org/10.1039/d3sc02171h>



However, these techniques are computationally too demanding for high throughput studies and require further compromises, such as lowering the precision of the calculations or selecting a maximum size of the unit cell (*i.e.* a maximum number of atoms). A computationally more affordable and widely used approach relies on utilising prototype structures already identified for other materials, making the strong assumption that similar materials adopt similar structures.

Recently, several theoretical studies devoted to the discovery of potential nitride perovskites have explored a wide range of compositions selected either based on structural considerations such as Goldschmidt-like criteria,^{15–17} on the energy above the energy hull of the perfectly cubic perovskite structure¹⁸ or by fixing the B cation to certain elements and screening a series of elements for the A cation such as the lanthanides.^{15,19} While having different starting points, these studies have in common that after selecting the candidate compositions, their stability and properties are calculated using prototype perovskite structures.

In the current study, we propose a different approach to overcome some of the limitations of previous studies. We use chemical and electrostatic considerations (as opposed to structural) in the first place to filter compositions that are likely to be accessible. We then predict their structure starting from general octahedral tilts distortions imposed on top of the perovskite structure and carry out, in parallel, a crystal structure prediction to challenge the likelihood of our predicted nitrides ternaries to adopt a perovskite-like structure. Finally, after selecting the most favourable candidates, we use phonon-mapping to explore the potential energy surface of each material, identify its ground state and calculate its properties. Our approach is the most systematic screening procedure ever applied to nitride perovskites and yields 12 new dynamically and thermodynamically stable nitride perovskites, potentially synthesisable.

2 Results and discussion

2.1 First screening of compositions

The stability of a material adopting the perovskite structure (ABX_3) requires charge neutrality and electrostatic stability. These criteria are fulfilled if $q_A + q_B = -3q_X$, and $q_A \leq q_B$.²⁰ For oxide perovskites, this translates to three possible oxidation states for the cations: $A^{1+}B^{5+}$, $A^{2+}B^{4+}$ and $A^{3+}B^{3+}$. For nitride perovskites, assuming that nitrogen adopts its common oxidation state (N^{3-}), the A and B cations are constrained to oxidation states of $A^{1+}B^{8+}$, $A^{2+}B^{7+}$, $A^{3+}B^{6+}$ or $A^{4+}B^{5+}$. While the number of combinations is higher for nitrides, the high oxidation state of the B cation is unlikely to be stable for a wide range of compositions.

Thus, we start our search of A and B cations by considering combinations of 61 metallic elements (up to Bi), resulting in 3660 candidate chemical systems. We use the SMACT²¹ package to filter out the compositions that do not allow charge neutrality and thus obtain 1864 possible systems. To increase the likelihood of synthesising the selected candidates, we retain only those whose elements exhibit oxidation states observed in at least 5% of the compounds reported in ICSD for each given

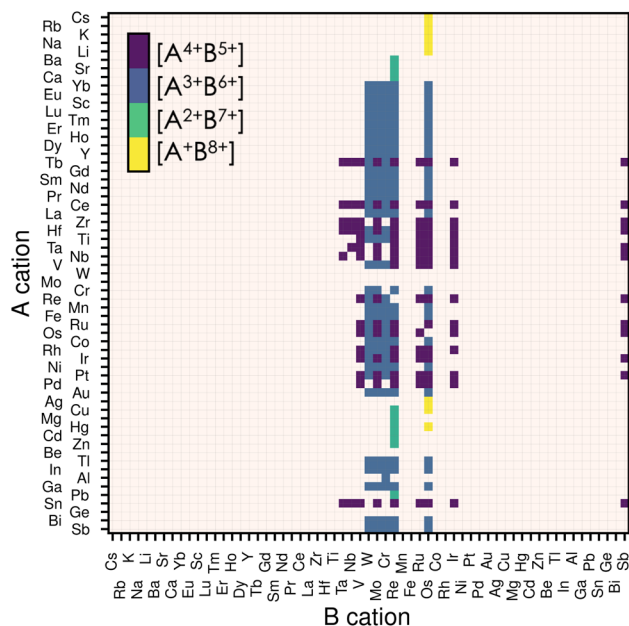


Fig. 1 Map of possible ABN_3 perovskite compositions. The A cations are displayed on the vertical axis and the B cations on the horizontal one. The oxidation states for the 279 candidates initially filtered are displayed by the four different colours, each representing an allowed combination of oxidation states. If a candidate composition has more than one combination of oxidation states, only that with the lowest oxidation state on the B-site is displayed. We use the Mendeleev number from the definition given by Pettifor²⁶ to order the atoms.

element, which reduces the candidates to 374.²² This is done using the list of oxidation states compiled in ref. 23. Consecutively, we impose that the cation on the B-site has a smaller or equal Shannon radius than that of the A cation. This last criterion and electrostatic stability maximise the chances of the perovskite structure holding together. Note that other criteria, such as the tolerance factor or Goldschmidt rule,¹⁷ exist for oxide and fluoride perovskites. Nevertheless, those are not well-defined for other families of materials, such as halide perovskites or nitride perovskites, in which the anion radius is poorly defined.²⁴ Therefore we decided to only consider the relative ratio between the radii of the A and B species. Finally, we remove duplicate compositions (same A and B but with different oxidation states) and are left with 279 candidates, presented in Fig. 1. We notice from Fig. 1 that most of our candidates adopt either 5+ or 6+ oxidation state on the B-site. This directly comes from the fact that we only considered realistic oxidation states by crosschecking them with oxidation states in synthesised materials.

2.2 On the importance of tilts

As mentioned earlier, one of the major interests of the perovskite structure is its ability to accommodate several distortions and rotations of the octahedra. The latter were classified and encoded in the well-known Glazer notation, resulting in 15 different tilts, each leading to a different space group.²⁵

We take advantage of the general character of the Glazer tilts and study their impact on the energy of each of our 279



candidates. We start with a volume relaxation of each material in the cubic phase ($a^0a^0a^0$, in Glazer notation). We then apply all 15 tilts to our 279 compounds and allow complete relaxation of the ions and the lattice vectors. The tilts are chosen to have the same amplitude for each combination but with the increasing angle in increments of 0.05 rad, thus taking values of 0.1, 0.15 and 0.2 rad when a , b and c tilt angles all differ.

We present in Fig. 2a–d the effect of tilts on the energy for three of our candidates before full relaxation, displaying three different scenarios. In the first example, all tilts imposed on the cubic structure of BaReN_3 result in higher-energy structures and, therefore, are not favourable for this material (Fig. 2b). In the second example, ZrNbN_3 lowers its energy for all tilts imposed, with the $a^-b^+a^-$ being the lowest-energy distortion pattern, resulting in a perovskite-like structure (Fig. 2c). Finally, for AlCrN_3 some tilt patterns have a similar energy to the non-tilted structure, and others lower the energy, with $a^0b^-c^-$ being the lowest-energy tilt pattern but resulting in a structure not respecting the perovskite criteria²⁷ (Fig. 2d).

We repeat the same analysis for all candidates and present in Fig. 2e the energy differences between the cubic and the fully relaxed lowest-energy structures. From this data, it is evident that the tilts play a significant role in bringing stability and can, therefore, not be omitted when evaluating the thermodynamic equilibrium of these materials. In other words, filtering candidates based on the cubic perovskite energy could inevitably

discard promising candidates. The complete data set presenting the energies of all 15 tilted structures before and after complete relaxation for all candidates can be found in Fig. S1–S8 in the ESI.†

2.3 Second screening of compositions

Even though all 279 candidates identified so far are chemically sensible and could, in principle, be stabilised, we decided to reduce this number to a computationally more affordable one by imposing further restrictions. While almost all metals are allowed on the A-site (Fig. 1), only 11 elements are stable on the B-site in oxidation states between 5+ and 8+ : Ta, Nb, V, W, Mo, Cr, Re, Ru, Os, Ir and Sb. Among them, the most significant phase space is composed of materials having $A^{3+}B^{6+}$ or $A^{4+}B^{5+}$ oxidation states. For ease, we limit our candidates to the compounds containing B^{5+} and B^{6+} closed shells and exclude lanthanides (except La) to avoid the challenging treatment of the highly-localised f electrons due to their self-interaction errors, inherent from semi-local DFT.²⁸ With these final constraints, we obtain 25 candidate compositions presented later when discussing thermodynamic stability.

2.4 Structure prediction and dynamical stability

So far, we have identified 25 nitride perovskite candidates and obtained for each of them the lowest-energy tilted structure.

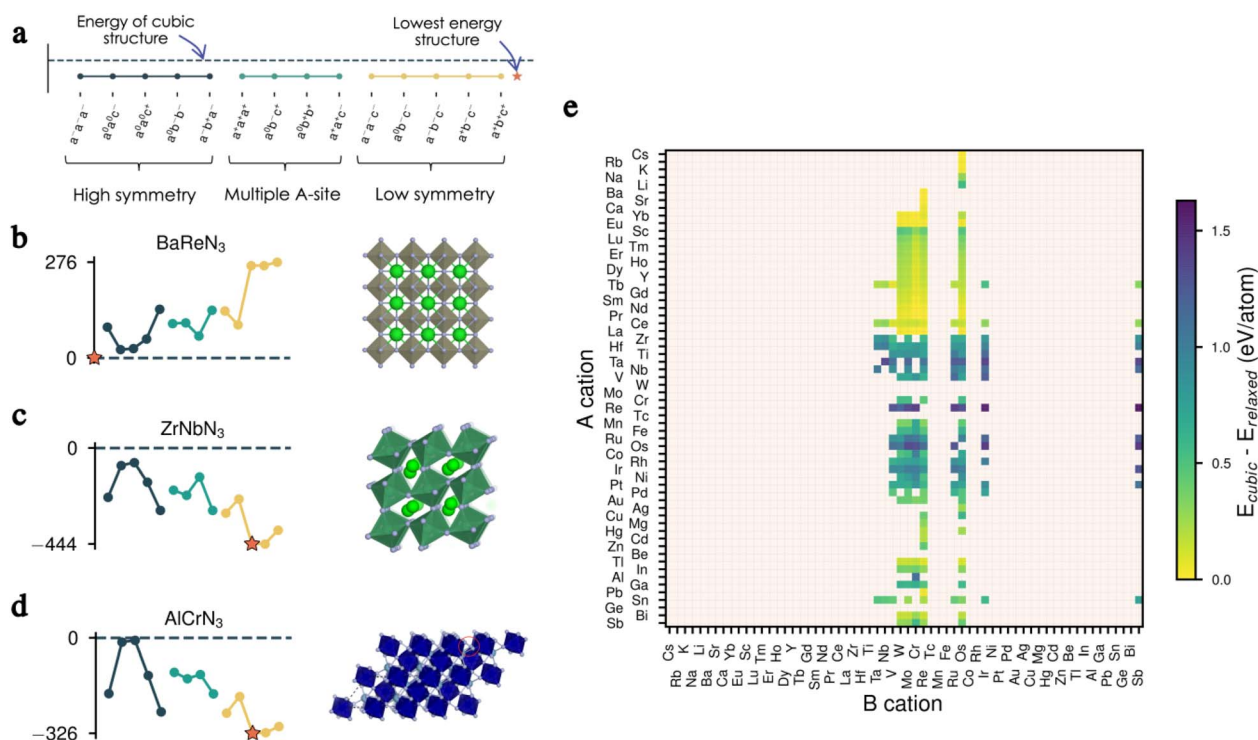


Fig. 2 Effect of octahedral tilts. (a) Legend for the tilt patterns with the cubic energy reference given as a dashed line. A star indicates the lowest energy structure. (b) Unstable tilts for BaReN_3 (left) and the corresponding lowest-energy cubic structure (right). (c) Stable tilts for ZrNbN_3 (left) and corresponding lowest-energy perovskite structure (right). (d) Tilt energies for AlCrN_3 (left) and the corresponding lowest-energy non-perovskite structure (right). (e) Energy difference between the cubic and fully relaxed lowest-energy structure for all 279 candidates. Note that all energies presented in (b–d) are obtained after only one loop of electronic relaxation, whereas in (e) each structure was fully relaxed (ions and lattice).



Before considering the possibility of synthesising these materials, we need to ensure that the crystal structures found are dynamically stable, equivalent to having no imaginary vibrational frequency over the whole Brillouin zone. While we assess dynamical stability based on the temperature-independent phonon dispersion, it is worth mentioning that it approximates the “true” stability. Indeed, phonon frequencies are, in principle, temperature and pressure dependent. Thus, a change in thermodynamic conditions could, in principle, stabilise a crystal structure found unstable at zero temperature.²⁹

In Fig. 3, we present the workflow to find the crystal structures. Starting from the lowest-energy tilted structure found for each candidate, we compute phonon frequencies using the procedure described in the Methods section. In parallel, we do a random structure search using AIRSS^{30,31} (see Methods) and check the dynamical stability for all random structures. Note that we will refer from now on to the first structure as “Glazer”, noted (G), and to the second one as “AIRSS”, noted (A).

The objective of this complementary approach to identify the ground state is twofold. Firstly, starting from random configurations, as opposed to perovskite-like arrangements, allows

exploring other sensible structures without biasing the initial point and therefore challenges the perovskite structure. Secondly, by further exploring the phase space of the materials, we can compute the energy hull more accurately and better estimate the formation energy and thermodynamic stability.

2.5 Thermodynamic stability

To evaluate our compounds' thermodynamic stability, we compute the distance to the energy convex hull using pymatgen.³² The hull is calculated based on the energy of 86 competing phases imported from the Materials Project³³ (listed in the ESI†). DFT total energies (including those for competing phases) are calculated using a consistent setup (see Methods) employing HSE06 and PBEsol functionals for comparison. On the one hand, hybrid calculations are based on the energies of all dynamically stable phases resulting from the workflow presented in Fig. 3 (25 structures initialised from Glazer tilts and 25 from random search). On the other hand, the starting structures with Glazer tilt (25 structures) are added for PBEsol evaluation. The results are presented in Fig. 4.

Starting from the lowest-energy tilts (orange diamonds) and looking for dynamical stability, we can see that while imposing general tilts patterns lowered the energy (Fig. 2e) significantly, most of the structures are dynamically unstable and result after phonon mapping in significantly lower energy structures going from a few meV per atom (*e.g.* TiWN₃) to almost 200 meV per atom (*e.g.* SnNbN₃). Alternatively, the structures initialised with random positions of the atoms result in being energetically more favourable. Nevertheless, most materials have a relatively small energy difference between their polymorphs, which is even more veracious for those below 200 meV per atom above the hull. We find that several materials presented in Table 1, are stable in a layered structure (see Fig. 5) as well as in a perovskite structure. A major difference between those polymorphs lies in the lattice parameters, with the layered structures displaying smaller lattice constants, compared to their perovskite configurations. This suggests that appropriate growth conditions (*e.g.* strain engineering or temperature) might allow the stabilisation of metastable phases with perovskite structure. The exact energy numbers are reported in Table 1. Considering our PBEsol results, we obtain 17 materials with an energy of 200 meV per atom or less above the hull, with six materials sitting directly on the hull.

Despite its extensive usage for predicting the thermodynamic stability of new nitrides, the PBEsol functionals display systematic errors for calculating the band gap, crucial for distinguishing between semiconductors and metals, as well as for calculating the enthalpy of formation of gas-phase N compounds, which results in the wrong estimation of the energy hull.³⁴ We evaluate this inaccuracy by recomputing the thermodynamic stability with HSE06 functional. From Fig. 4, it appears that PBEsol functionals overestimate the stability of the nitrides: out of the 17 materials with a distance of 200 meV per atom or lower to the hull, 12 remain within this range when more accurately computing the energies. Finally, we highlight that eight compounds adopt a perovskite-like structure in their

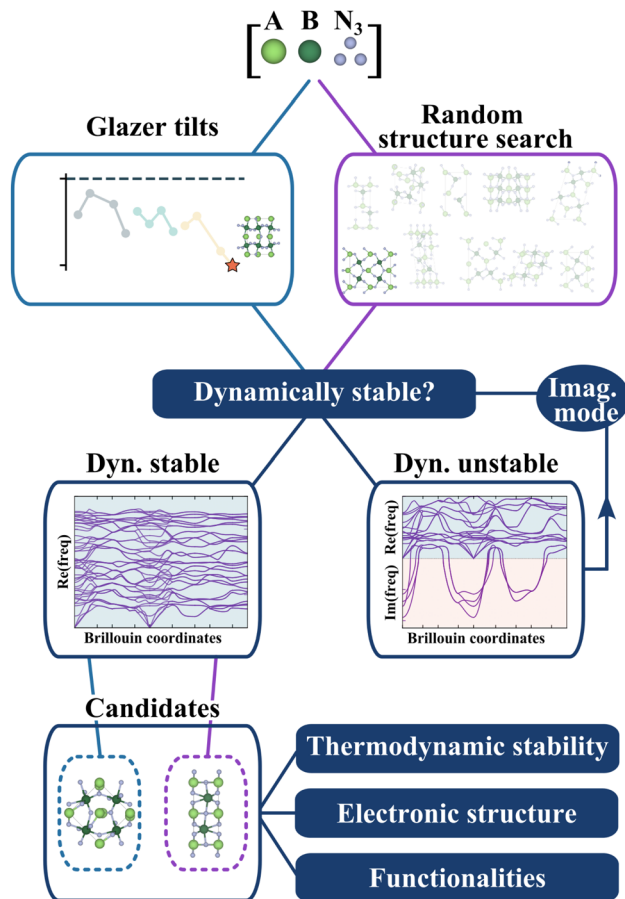


Fig. 3 Workflow to identify stable structures. We select the lowest-energy tilted structure for each candidate composition and the lowest-energy random structure. Dynamical stability is tested for each structure through an iterative process based on phonon frequencies (see Methods). Thermodynamic stability, electronic analysis, and the evaluation of functionalities are then performed.



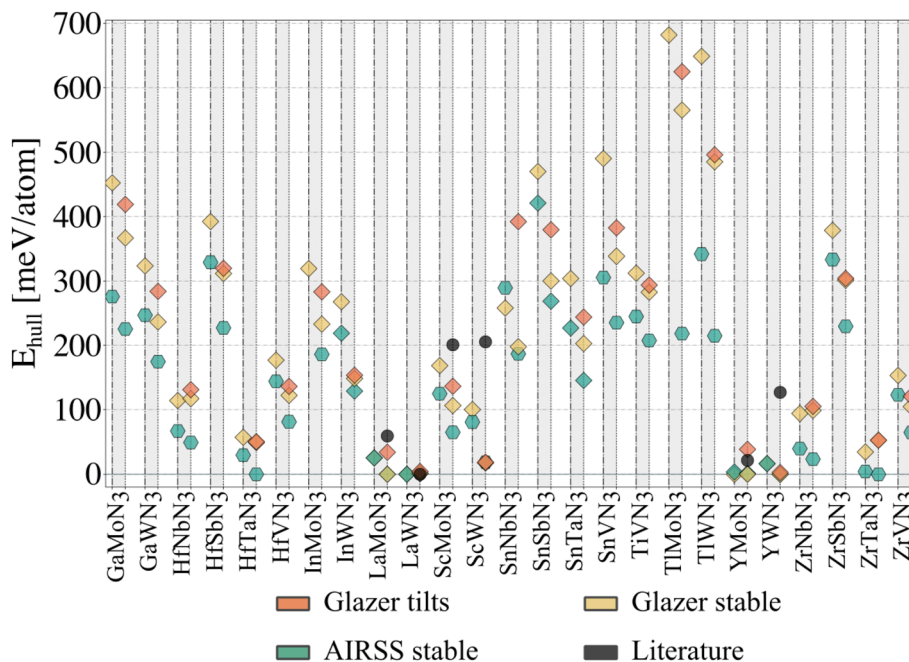


Fig. 4 Thermodynamic (energy above the hull) analysis for all candidate nitride perovskites. Each grey column corresponds to a material, with the HSE06 data plotted on the left (dash-dotted vertical lines) and the PBEsol data on the right (dotted vertical lines). A diamond indicates materials adopting a perovskite-like structure. The 'Glazer tilts' data corresponds to the lowest-energy tilted structure, whose energy was plotted in Fig. 2e. The 'Glazer stable' and 'AIRSS stable' correspond to the dynamically stable structure obtained following the workflow presented in Fig. 3, starting from the Glazer and AIRSS structures, respectively. Note that InMoN_3 and TiMoN_3 AIRSS structures were not found to be dynamically stable, and only the PBEsol energy of the initial structure is reported; both structures are non-perovskite. The distance to the hull for the hybrid calculations can be found in Table 1.

ground state (InWN_3 , LaMoN_3 , LaWN_3 , SnNbN_3 , SnSbN_3 , SnTaN_3 , TiWN_3 and TiVN_3). The others adopt a layered-type structure related to post-perovskite, as shown in Fig. 5. Note that the post-perovskite is the ground-state of CaIrO_3 ,³⁵ and was named after a high-pressure phase of MgSiO_3 .^{36,37} This structure consists in the presence of planes of edge and corner-sharing octahedra separated by layers of cations, respecting the $Cmcm$ symmetry. We use the term "layered structure" to refer to those with the same connectivity and coordination as post-perovskite, but with different symmetry.

2.6 Evaluating the structural search

In Fig. 4, we report with black dots the energy for six materials predicted before the current study and compare them with our findings. Lanthanum tungsten nitride (LaWN_3) was first predicted to adopt a structure with $R3c$ symmetry in its ground state,¹⁸ which was recently confirmed through synthesis.⁹ Following our structural search workflow (Fig. 3) we obtain two polymorphs with Pc symmetry (A) and Cc symmetry (G). While differing in symmetry, both of our polymorphs are very close in energy (less than 2 meV per atom with PBEsol) to the true ground state and possess the $a^-a^-a^-$ tilt pattern characteristic of the $R3c$ space group. We use ISODISTORT³⁸ to decompose each structure into irreducible modes, using the $Pm\bar{3}m$ as parent structure, and find that both our polymorphs contain the T (polar) and R (tilts) modes characteristic from the $R3c$ ground state³⁹ as the main contributors to the distortions present in the

crystal structures. The difference in symmetry results from residual distortion modes, suggesting that LaWN_3 has several low-energy metastable polymorphs.

LaMoN_3 was predicted to adopt a non-perovskite structure with $C2/c$ symmetry.¹⁸ Using our settings, we find that LaMoN_3 in this phase stands at around 70 meV per atom above the hull (PBEsol). We identify this material's ground state as a perovskite structure with $R3c$ symmetry, identified as the lowest energy phase in both our workflows, and standing on the hull using PBEsol, and at only 25 meV per atom above the hull with hybrid functional. In Table 1, we report a Pc symmetry for one of the workflows for consistency with the tolerance to detect symmetry. However, the $R3c$ phase is also found when lowering the tolerance for symmetry detection of the Glazer structure. Moreover, the energy degeneracy, the almost similar lattice parameters, and the density of states (see ESI Fig. S10[†]) show the similarity of both structures.

YMoN_3 and YWN_3 have been reported to adopt the same structure as LaMoN_3 (space group 15)¹⁸ and we find that they are respectively at about 25 meV per atom and 125 meV per atom above the hull (PBEsol calculations) in these reported phases. In the present work, YMoN_3 is found to be a promising new nitride perovskite candidate. Indeed, in its ground state, this material stands on the hull with a structure of Pc symmetry (A). We identify a polymorph with $Pmn2_1$ symmetry that is only 3.5 meV per atom higher in energy. In the case of YWN_3 , the ground state adopts a perovskite structure with $Pmn2_1$ symmetry (A and G) and stands at only a few meV per atom above the hull.



Table 1 Characteristics of the 12 candidates below 200 meV per atom above the hull for HSE06 energy calculations^a

Material		Energies			Lattice parameters			Structure		Polarisation	
		E_{hull} [meV per atom]	E_{g}^{I} [eV]	E_{g}^{D} [eV]	a [Å]	b [Å]	c [Å]	Spgr	Type	P [$\mu\text{C cm}^{-2}$]	E_{f} [kV cm^{-1}]
LaWN ₃	(A)	0	2.04	2.28	7.96	5.67	5.63	7	Perovskite	$P_{\text{a}} = 23, P_{\text{c}} = 37$	1.5
	(G)	0	2.05	2.32	5.59	5.59	8.08	9	Perovskite	$P_{\text{a}} = 28, P_{\text{c}} = 26$	1.8
YMoN ₃	(A)	0	2.18	2.27	5.65	5.36	7.76	7	Perovskite	$P_{\text{c}} = 49$	11.1
	(G)	3	2.22	2.30	7.59	5.68	5.50	31	Perovskite	$P_{\text{c}} = 68$	6.9
ZrTaN ₃	(A)	4	0.45	1.06	3.04	7.35	5.15	4	Layered	Metallic	—
	(G)	34	—	2.13	7.69	7.71	10.50	14	Perovskite	—	—
YWN ₃	(A)	16	2.25	2.53	7.74	5.63	5.45	31	Perovskite	$P_{\text{c}} = 34$	16.3
	(G)	16	2.25	2.53	7.74	5.63	5.45	31	Perovskite	$P_{\text{c}} = 34$	16.3
LaMoN ₃	(A)	25	2.08	2.44	5.64	5.64	13.8	161	Perovskite	$P_{\text{c}} = 66$	1.2
	(G)	25	2.05	2.29	7.94	5.64	5.63	7	Perovskite	$P_{\text{a}} = 55, P_{\text{c}} = 38$	0.9
HfTaN ₃	(A)	29	0.55	1.14	3.02	7.33	5.12	4	Layered	Metallic	—
	(G)	57	—	2.48	7.61	7.74	10.42	14	Perovskite	—	—
ZrNbN ₃	(A)	40	0.74	1.27	3.06	7.34	5.19	4	Layered	Metallic	—
	(G)	94	—	2.22	7.63	7.87	10.49	14	Perovskite	—	—
HfNbN ₃	(A)	67	—	1.06	9.86	7.32	3.04	13	Layered	Metallic	—
	(G)	114	—	2.34	7.50	7.97	10.41	14	Perovskite	—	—
ScWN ₃	(A)	81	2.19	2.23	3.01	7.30	10.20	13	Layered	—	—
	(G)	100	2.56	2.64	7.57	5.54	5.21	31	Perovskite	$P_{\text{c}} = 28$	50.4
ScMoN ₃	(A)	124	2.07	2.10	7.18	3.03	9.69	2	Layered	—	—
	(G)	168	2.02	2.26	5.56	5.16	7.54	33	Perovskite	$P_{\text{c}} = 39$	29.7
ZrVN ₃	(A)	123	1.41	1.66	3.02	7.03	9.50	19	Layered	Metallic	—
	(G)	153	2.25	2.35	14.56	5.10	5.55	31	Perovskite	$P_{\text{c}} = 1.7$	872.7
HfVN ₃	(A)	144	1.53	1.57	2.99	9.44	7.62	7	Layered	Metallic	—
	(G)	176	2.20	2.27	7.25	5.51	5.06	31	Perovskite	$P_{\text{c}} = 64$	28.9

^a We report the information about each material's AIRSS (A) and Glazer (G) structures. The energies are calculated with HSE06 functional and provide the energy above the hull (E_{hull}), indirect (E_{g}^{I}) and direct (E_{g}^{D}) band gaps. The lattice parameters are obtained from the conventional unit cell relaxed with PBEsol functional. The value in italics indicates the axis along the Cartesian z axis that would correspond to the out-of-plane direction for a thin film. Below structure we report the space group and the type of structure (perovskite/layered). Finally, under polarisation, we report the non-null components of the polarisation vector projected on each direction of the conventional unit cell and the corresponding value of the electric field required to switch the polarisation from +P to -P (see Methods). Note that the field is assumed to be applied along the direction with the largest polarisation component. The values "metallic" refer to metallic structures relaxed with PBEsol.

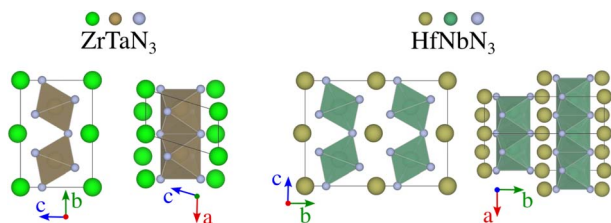


Fig. 5 Crystal structures of ZrTaN₃ and HfNbN₃ identified by random structure searches. While perovskites feature a connected network of BX₆ octahedra surrounded by A-cations, these structures are characterised by layers of A-cations alternated by layers of octahedra, which are corner shared along the vertical direction (left-hand-side of each material) and side shared along the perpendicular direction (right-hand-side of each material).

Finally, ScMoN₃ and ScWN₃ are mentioned in literature as unlikely to be stable in a perovskite structure.¹⁵ While no information about the structure could be found,¹⁵ we take as reference the structure with $P\bar{1}$ symmetry found on Materials Project[‡] and find that their energies are about 200 meV per atom far from the hull. Both materials are dynamically stable in a perovskite structure, respectively, with $Pna2_1$ symmetry for

ScMoN₃ and $Pmn2_1$ for ScWN₃. Nevertheless, the ground states are non-perovskite structures with alternated Sc and Mo (W respectively) layers and $P\bar{1}$ symmetry for ScMoN₃, and $P2_1/c$ for ScWN₃. Note that the energy difference between the polymorphs of the latter material is less than 20 meV per atom.

While some compositions were already predicted before our work, our systematic structural search workflow is proved robust in identifying ground-state structures. Indeed, it allowed the identification of what is likely the ground state for already identified and new candidates. The following section provides a deeper analysis of the most promising materials.

2.7 Promising candidates

From the 12 candidates in Table 1, only HfNbN₃ is centrosymmetric in both identified structures ((A) and (G)). All other candidates have a non-centrosymmetric structure allowing by symmetry the existence of a spontaneous polarisation and possibly ferroelectricity in these materials. As a reminder, a ferroelectric material must be non-centrosymmetric in its ground state, with a non-zero spontaneous polarisation whose orientation can be inverted by applying an electric field. We evaluate the first two criteria by calculating the polarisation (see



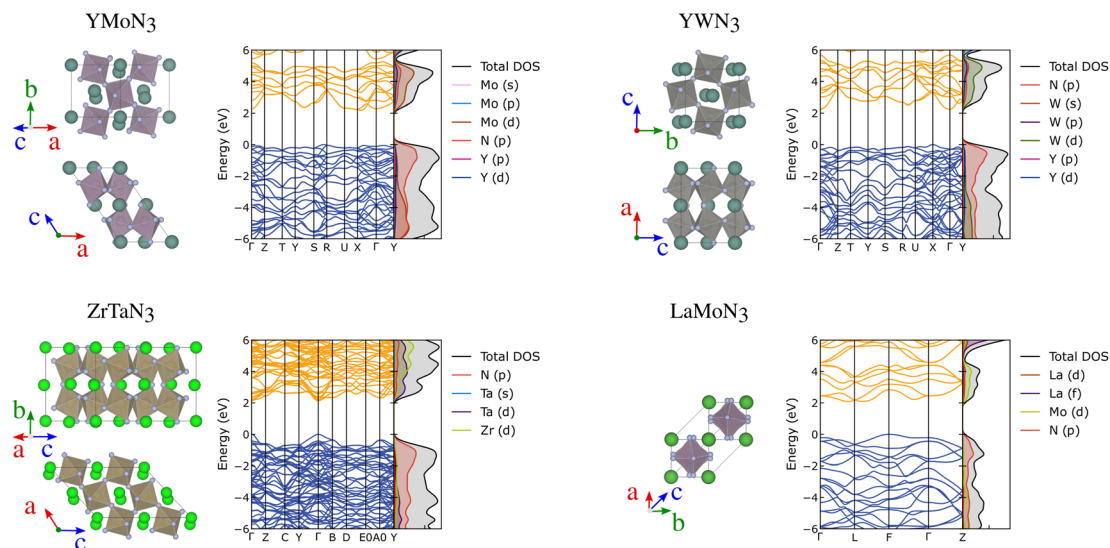


Fig. 6 Crystal structure, electronic band structures and projected density of states of YMoN_3 (A), ZrTaN_3 (G), YWN_3 and LaMoN_3 (A).

Methods). As presented in Table 1, all the polar candidates have a significant polarisation along at least one Cartesian direction. In particular, we find that YMoN_3 exhibits a polarisation of $49 \mu\text{C cm}^{-2}$ in its ground state (standing on the hull) and $68 \mu\text{C cm}^{-2}$ in a metastable phase, YWN_3 has a polarisation of $34 \mu\text{C cm}^{-2}$ and LaMoN_3 while adopting a similar structure than LaWN_3 has polarisation of $66 \mu\text{C cm}^{-2}$ along the $[111]$ pseudocubic direction. These values are comparable to the best oxides (BiFeO_3 or PbTiO_3) and the prototypical polar nitride (LaWN_3).

Next, to evaluate the potential for being ferroelectric, we estimate the electric field required to switch the polarisation (see Methods for details on the calculations). All polar materials, except HfVN_3 , can potentially be switched with an appropriate electric field of the order of a few kV cm^{-1} . While this estimation is undoubtedly not highly rigorous, it reasonably estimates the electric field intensity required to switch the polarisation. It shows that this is likely to happen before the material breaks down.

ZrTaN_3 (A), HfTaN_3 (A) and ZrNbN_3 (A) are found to be metallic with PBEsol calculations, and their polarisation could, therefore, not be calculated. Using hybrid functional, they exhibit a small band gap of 0.45 eV, 0.55 eV and 0.74 eV, for ZrTaN_3 , HfTaN_3 and ZrNbN_3 respectively. This indicates that while their pristine structures are not metallic, doping could, in principle, trigger metallicity. Those systems would therefore require further investigation to evaluate their potential as polar metals. While HfNbN_3 (A) and ZrVN_3 (A) are metallic, their structure is centrosymmetric (not polar).

Considering their distance of 25 meV per atom – corresponding to the thermal energy at room temperature – or less to the hull, their significant polarisation value and their likelihood of being switchable, we present YMoN_3 , YWN_3 and LaMoN_3 as new ferroelectric materials very likely synthesisable. On the other hand, while ScWN_3 (G) and HfVN_3 (G) are promising in polarisation and switching fields, their energy above the hull is significantly higher and, therefore, more challenging. Finally,

ZrVN_3 (G) is the least promising candidate for ferroelectricity due to its high energy above the hull and large switching field.

Further than ferroelectricity, YMoN_3 (both structures) and ZrTaN_3 (G) seem promising for thermoelectric applications due to their electronic band structure presenting a mix of flat non-disperse bands with large charge carrier effective mass, related to high Seebeck, and disperse band edges with high carrier mobility, linked to high-electrical conductivity. These materials' crystal and electronic band structures are presented in Fig. 6 along with those of YWN_3 and LaMoN_3 for comparison. The electronic and crystal structures of the 25 most promising candidates can be found in the ESI in Fig. S9–S13.†

YMoN_3 (A) has an indirect band gap of 2.17 eV with the valence band maximum (VBM) between S and R , and the conduction band minimum (CBM) between X and Γ . The valence band has hole effective masses of $0.71 m_e$ and $0.93 m_e$ along VBM- S and VBM- R , respectively. The conduction band has electron effective masses of $0.42 m_e$ and $1.14 m_e$ along CBM- X and CBM- Γ , respectively. ZrTaN_3 (G) has a direct band gap of 2.13 eV at Γ with hole effective masses of $0.49 m_e$ along Γ - Y and $0.57 m_e$ along Γ - B , and electron effective masses of $0.34 m_e$ and $0.40 m_e$ along Γ - Y and Γ - B , respectively. Both materials exhibit low hole and electron effective masses, which is promising for high conductivity, assuming that the materials are both p-type and n-type dopable.

3 Conclusion and summary

We presented a high throughput computational study to identify nitride perovskite materials. Contrary to previous works, our approach filtered candidate compositions based on chemical and electrostatic criteria only, without prior knowledge of the crystal structure. The latter was thoroughly investigated by actively enumerating possible octahedral tilt systems combined with global optimisation. Starting from 3660 ABN_3 compositions, our workflow identified 279 chemically feasible



candidates, and 25 were further investigated. We identified 12 dynamically and thermodynamically stable nitride perovskite materials and propose that five of them (LaWN₃, YMoN₃, YWN₃, ZrTaN₃ and LaMoN₃) are particularly promising for ferroelectric memory devices.

From a methodological point of view, our work shows the limitations of traditional high throughput studies relying on common structures that, in some cases, can fail in identifying the correct ground state structure (*e.g.* LaMoN₃). While the computational cost of thoroughly exploring the potential energy surface is high, our mixed crystal structure search approach combining symmetry-guided distortions (octahedral tilts) complemented by crystal structure prediction is robust in finding low-energy structures. We should nevertheless emphasise that our crystal structure search was constrained by the unit cell size fixed to maximum 4 formula units. While the goal of our study was to identify feasible perovskite and perovskite-like polymorphs, we acknowledge that an unconstrained global search may yield further energy minima.

Our work has implications for future experimental and theoretical studies. On the one hand, we provided highly reliable studies of the stability of 25 closed-shell materials, which we hope will serve as starting point for future synthesis. On the other hand, we uncovered a vast chemical space of accessible new nitride materials using chemically based criteria. While the current study investigated the thermodynamic stability of 25 candidates out of the 279 predicted systems, their chemical feasibility should be enough to motivate further theoretical studies. We focused here on the materials with closed-shell. Still, we anticipate that other open-shell candidates might display richer chemistry and exhibit electric and magnetic polarisation, opening the way to other technologically relevant classes of materials such as multiferroics.

4 Methods

4.1 Electronic structure calculations

First-principles calculations were performed using Kohn–Sham DFT⁴⁰ with the projector augmented wave (PAW) method⁴¹ as implemented in the Vienna *Ab initio* Simulation Package (VASP).^{42,43} We used the PBEsol functional form of the generalized gradient approximation (GGA)^{44,45} for structural relaxations, with a Hubbard *U* correction for the transition metals listed in the Materials Project,³³ adopting the recommended *U*_{eff} values, optimal for oxides and halides. For the relaxations, the forces on each atom were minimised to below 0.01 eV Å⁻¹. The kinetic energy cutoff and the *k*-point grid were determined individually for each material considered (including the competing phases). The corresponding values can be found in the ESI.† While the structure can be accurately resolved by PBEsol functional, the electronic bandgap tends to be underestimated. Furthermore, the Hubbard *U* values recommended by Materials Project are tailored for oxides but not nitrides, which can introduce discrepancies in computing the formation energy of specific compositions. To overcome these issues, the structures were relaxed again. The corresponding electronic structure and the thermodynamic stability were computed with

the hybrid Heyd–Scuseria–Ernzerhof functional HSE06, which includes 25% of Hartree–Fock exact exchange.^{46,47} The converged parameters determined for PBEsol calculations were kept for the hybrid ones.

4.2 Random structure search

Ab initio random structure searching (AIRSS)^{30,31} is used to find and validate low energy structures for perovskite compositions of the interests. The initial random structures are generated with, randomly chosen, two to four symmetry operations and contain two or four formula units of ABN₃ corresponding to 10 or 20 atoms per unit cell. Since the searches aim to validate the predicted structures, they are non-exhaustive. For most compositions, only 200 generated structures have been relaxed containing two formula units, and 400 structures for four formula units. The species-wise minimum separations are used to bias the random structure generation process using the pair-wise distances between A, B, and N sites from a cubic perovskite cell of lattice constant 3.98 Å, and the target volume of the generated structures is set to 75 Å³. While no specific starting geometry is imposed, we constrain the pair-wise distances (in Å) between the different A, B, and N sites to be at least 3.98 for A–A, 3.45 for A–B, 2.81 for A–N, 3.98 for B–B, 1.99 for B–N, and 2.81 for N–N. This provides a more robust test of the likelihood of the perovskite structure.

For searching, density functional theory calculations are carried out using CASTEP⁴⁸ with a plane wave cut-off energy of 340 eV, reciprocal space sampling spacing of 0.07 2π Å⁻¹, and the PBEsol exchange–correlation functional.⁴⁴ The on-the-fly generated core-corrected ultrasoft pseudopotentials are used from the CASTEP built-in QC5 potential library. The DISP⁴⁹ package is used for data management as workflow automation.

For each material, the ten lowest-energy structures were then relaxed with VASP and coherent parameters to select the lowest-energy structure and evaluate its dynamical stability.

4.3 Dynamical stability and phonons

To verify that the identified crystal structures are dynamically stable, phonon frequencies are calculated at selected symmetry points using the frozen-phonon method, as implemented in the phonopy package.⁵⁰ Whenever an imaginary frequency is observed, the corresponding eigenvector's distortions are frozen using ModeMap,⁵¹ and the newly obtained structure is fully relaxed. When several imaginary frequencies are obtained, the described procedure is executed individually for the lowest imaginary frequency at each high-symmetry point. The lowest-energy resulting structure is selected to re-evaluate dynamical stability. This procedure, previously applied with success for other families of materials,^{52,53} is repeated until a structure containing only real frequencies over the Brillouin zone is identified.

4.4 Polarisation and switching field

The polarisation is estimated in the conventional unit cell by multiplying the displacement of each atom concerning a centrosymmetric higher-symmetry structure and its corresponding Born effective charges tensor (BEC). The result is then



normalised by the volume of the unit cell and expressed in [$\mu\text{C cm}^{-2}$]. To construct the reference centrosymmetric structure, we invert the coordinates of each atom in the unit cell

$$[x, y, z] \rightarrow [-x, -y, -z]$$

and create the structure obtained by interpolating halfway in between both structures.

To evaluate the switchability of the polarisation we calculate the required energy to overcome the barrier separating the initial structure and its version with inverted coordinates. The nudged elastic band (NEB),⁵⁴ as implemented in VASP, is used to find the minimum energy path. A set of 5 intermediate states was generated by linear interpolation between the endpoint structures, with fixed volume along the path. The NEB calculations were run until forces reached a convergence of 0.01 eV \AA^{-1} .

Finally, we approximate the required electric field to overcome the energy barrier by making use of the energy produced by the coupling of the electric field (\vec{E}) and polarisation (\vec{P}):

$$\Delta E = -\vec{P} \cdot \vec{E}$$

We approximate the necessary electric field by inverting the previous relation with \vec{P} taken as the polarisation value in the initial structure and ΔE the energy barrier.

All these calculations are done with PBEsol.

4.5 Electronic band structure and effective masses

The electronic band structures and density of states are plotted using sumo⁵⁵ and the effective masses were calculated using effmass.⁵⁶

Data availability

Additionally to the information in the ESI,[†] we provide all relevant data in a publicly available repository (<https://doi.org/10.5281/zenodo.8154749>).

Author contribution

BFG designed and prepared the manuscript, that was read and edited by all the authors. BFG, DWD and BZ carried out the calculations under the supervision of AW and DOS, who conceptualised the study.

Conflicts of interest

There are no conflicts to declare.

Acknowledgements

The authors acknowledge the use of the UCL Kathleen and Myriad High Performance Computing Facility (Kathleen@UCL, Myriad@UCL) and associated support services, in the completion of this work, and are grateful to the UK Materials and

Molecular Modelling Hub for computational resources, which is partially funded by EPSRC (EP/P020194/1 and EP/T022213/1). Via our UK HEC Materials Chemistry Consortium membership, funded by the UK Engineering and Physical Sciences Research Council (EP/R029431), this work used the ARCHER2 UK National Super-computing Service (<https://www.archer2.ac.uk>).

Notes and references

† mp1246879 and mp1246967.

- 1 Y. Qiang, Y. Thurner, T. Reiners, O. Rattunde and H. Haberland, Hard coatings (TiN, Ti_xAl_{1-x}N) deposited at room temperature by energetic cluster impact, *Surf. Coat. Technol.*, 1998, **100–101**, 27–32.
- 2 T.-Y. Seong, J. Han, H. Amano and H. Morkoç, *III-Nitride Based Lighting Emitting Diodes and Applications*, Springer Netherlands, 2013.
- 3 Y. C. Lin, S. H. Chen, P. H. Lee, K. H. Lai, T. J. Huang, E. Y. Chang and H.-T. Hsu, Gallium Nitride (GaN) High-Electron-Mobility Transistors with Thick Copper Metallization Featuring a Power Density of 8.2 W/mm for Ka-Band Applications, *Micromachines*, 2020, **11**, 222.
- 4 W. Sun, C. J. Bartel, E. Arca, S. R. Bauers, B. Matthews, B. Orvañanos, B.-R. Chen, M. F. Toney, L. T. Schelhas, W. Tumas, J. Tate, A. Zakutayev, S. Lany, A. M. Holder and G. Ceder, A map of the inorganic ternary metal nitrides, *Nat. Mater.*, 2019, **18**, 732–739.
- 5 R. M. Moghadam, Z. Xiao, K. Ahmadi-Majlan, E. D. Grimley, M. Bowden, P.-V. Ong, S. A. Chambers, J. M. Lebeau, X. Hong, P. V. Sushko and J. H. Ngai, An Ultrathin Single Crystalline Relaxor Ferroelectric Integrated on a High Mobility Semiconductor, *Nano Lett.*, 2017, **17**, 6248–6257.
- 6 A. Lin, X. Hong, V. Wood, A. A. Verevkin, C. H. Ahn, R. A. McKee, F. J. Walker and E. D. Specht, Epitaxial growth of Pb(Zr_{0.2}Ti_{0.8})O₃ on Si and its nanoscale piezoelectric properties, *Appl. Phys. Lett.*, 2001, **78**, 2034–2036.
- 7 P. Bacher, P. Antoine, R. Marchand, P. L'Haridon, Y. Laurent and G. Rault, Time-of-flight neutron diffraction study of the structure of the perovskite-type oxynitride LaWO_{0.6}N_{2.4}, *J. Solid State Chem.*, 1988, **77**, 67–71.
- 8 N. E. Brese and F. DiSalvo, Synthesis of the First Thorium-Containing Nitride Perovskite, TaThN₃, *J. Solid State Chem.*, 1995, **120**, 378–380.
- 9 K. R. Talley, C. L. Perkins, D. R. Diercks, G. L. Brennecke and A. Zakutayev, Synthesis of LaW₃ nitride perovskite with polar symmetry, *Science*, 2021, **374**, 1488–1491.
- 10 S. D. Kloß, M. L. Weidemann and J. P. Attfield, Preparation of Bulk-Phase Nitride Perovskite LaReN₃ and Topotactic Reduction to LaNiO₂-Type LaReN₂, *Angew. Chem., Int. Ed.*, 2021, **60**, 22260–22264.
- 11 S. Curtarolo, G. L. W. Hart, M. B. Nardelli, N. Mingo, S. Sanvito and O. Levy, The high-throughput highway to computational materials design, *Nat. Mater.*, 2013, **12**, 191–201.



- 12 R. Frey, B. F. Grosso, P. Fandré, B. Mächler, N. A. Spaldin and A. Masouri Tehrani, *Phys. Rev. Res.*, 2023, **5**, 023122.
- 13 A. R. Oganov, *Modern Methods of Crystal Structure Prediction*, Wiley and Sons, Incorporated, John, 2011, p. 274.
- 14 D. Wales, *Energy Landscapes*, Cambridge University Press, 2004, p. 692.
- 15 R. Sherbondy, R. W. Smaha, C. J. Bartel, M. E. Holtz, K. R. Talley, B. Levy-Wendt, C. L. Perkins, S. Eley, A. Zakutayev and G. L. Brennecke, High-Throughput Selection and Experimental Realization of Two New Ce-Based Nitride Perovskites: CeMoN₃ and CeWN₃, *Chem. Mater.*, 2022, **34**, 6883–6893.
- 16 V.-A. Ha, H. Lee and F. Giustino, CeTaN₃ and CeNbN₃: Prospective Nitride Perovskites with Optimal Photovoltaic Band Gaps, *Chem. Mater.*, 2022, **34**, 2107–2122.
- 17 V. M. Goldschmidt, Die Gesetze der Krystallochemie, *Naturwissenschaften*, 1926, **14**, 477–485.
- 18 R. Sarmiento-Pérez, T. F. T. Cerqueira, S. Körbel, S. Botti and M. A. L. Marques, Prediction of Stable Nitride Perovskites, *Chem. Mater.*, 2015, **27**, 5957–5963.
- 19 J. A. Flores-Livas, R. Sarmiento-Pérez, S. Botti, S. Goedecker and M. A. L. Marques, Rare-earth magnetic nitride perovskites, *J. Phys.: Mater.*, 2019, **2**, 025003.
- 20 C. Caetano, K. T. Butler and A. Walsh, Analysis of electrostatic stability and ordering in quaternary perovskite solid solutions, *Phys. Rev. B*, 2016, **93**, 144205.
- 21 D. W. Davies, K. T. Butler, O. Isayev and A. Walsh, Materials discovery by chemical analogy: role of oxidation states in structure prediction, *Faraday Discuss.*, 2018, **211**, 553–568.
- 22 I. Levin, *NIST Inorganic Crystal Structure Database (ICSD)*, 2020.
- 23 Y. Ding, Y. Kumagai, F. Oba and L. A. Burton, Data-Mining Element Charges in Inorganic Materials, *J. Phys. Chem. Lett.*, 2020, **11**, 8264–8267.
- 24 W. Travis, E. N. K. Glover, H. Bronstein, D. O. Scanlon and R. G. Palgrave, On the application of the tolerance factor to inorganic and hybrid halide perovskites: a revised system, *Chem. Sci.*, 2016, **7**, 4548–4556.
- 25 A. M. Glazer, The classification of tilted octahedra in perovskites, *Acta Crystallogr.*, 1972, **B20**, 3384–3392.
- 26 D. Pettifor, A chemical scale for crystal-structure maps, *Solid State Commun.*, 1984, **51**, 31–34.
- 27 J. Breternitz and S. Schorr, What Defines a Perovskite?, *Adv. Energy Mater.*, 2018, **8**, 1802366.
- 28 A. J. Cohen, P. Mori-Sánchez and W. Yang, Challenges for Density Functional Theory, *Chem. Rev.*, 2011, **112**, 289–320.
- 29 K. Tolborg, J. Klarbring, A. M. Ganose and A. Walsh, Free energy predictions for crystal stability and synthesizability, *Digit. Discov.*, 2022, **1**, 586–595.
- 30 C. J. Pickard and R. J. Needs, High-Pressure Phases of Silane, *Phys. Rev. Lett.*, 2006, **97**, 045504.
- 31 C. J. Pickard and R. J. Needs, *Ab initio* random structure searching, *J. Phys.: Condens. Matter*, 2011, **23**, 053201.
- 32 S. P. Ong, W. D. Richards, A. Jain, G. Hautier, M. Kocher, S. Cholia, D. Gunter, V. L. Chevrier, K. A. Persson and G. Ceder, Python Materials Genomics (Pymatgen): A Robust, Open-Source Python Library for Materials Analysis, *Comput. Mater. Sci.*, 2013, **68**, 314–319.
- 33 A. Jain, S. P. Ong, G. Hautier, W. Chen, W. D. Richards, S. Dacek, S. Cholia, D. Gunter, D. Skinner, G. Ceder and K. A. Persson, Commentary: The Materials Project: a materials genome approach to accelerating materials innovation, *APL Mater.*, 2013, **1**, 011002.
- 34 R. Urrego-Ortiz, S. Builes and F. Calle-Vallejo, Fast Correction of Errors in the DFT-Calculated Energies of Gaseous Nitrogen-Containing Species, *ChemCatChem*, 2021, **13**, 2508–2516.
- 35 F. Rodi and D. Babel, Erdalkaliiridium(IV) - oxide Kristallstruktur von CaIrO₃, *Z. Anorg. Allg. Chem.*, 1965, **336**, 17–23.
- 36 M. Murakami, K. Hirose, K. Kawamura, N. Sata and Y. Ohishi, Post-Perovskite Phase Transition in MgSiO₃, *Science*, 2004, **304**, 855–858.
- 37 A. R. Oganov and S. Ono, Theoretical and experimental evidence for a post-perovskite phase of MgSiO₃ in Earth's D layer, *Nature*, 2004, **430**, 445–448.
- 38 H. T. Stokes, D. M. Hatch and B. J. Campbell, ISODISTORT, *ISOTROPY Software Suite*, <https://iso.byu.edu>.
- 39 Y.-W. Fang, C. A. J. Fisher, A. Kuwabara, X.-W. Shen, T. Ogawa, H. Moriwake, R. Huang and C.-G. Duan, Lattice dynamics and ferroelectric properties of the nitride perovskite, *Phys. Rev. B*, 2017, **95**, 014111.
- 40 W. Kohn and L. J. Sham, Self-Consistent Equations including Exchange and Correlation Effects, *Phys. Rev.*, 1965, **140**, A1133.
- 41 P. E. Blöchl, Projector Augmented-Wave Method, *Phys. Rev. B: Condens. Matter Mater. Phys.*, 1994, **50**, 17953.
- 42 G. Kresse and J. Furthmüller, Efficient Iteratives Schemes for *Ab Initio* Total-Energy Calculations Using Plane-Wave Basis Set, *Phys. Rev. B: Condens. Matter Mater. Phys.*, 1996, **54**, 11169.
- 43 G. Kresse and J. Furthmüller, Efficiency of *Ab Initio* Total Energy Calculations for Metals and Semiconductors Using a Plane-Wave Basis Set, *Comput. Mater. Sci.*, 1996, **6**, 15–50.
- 44 J. P. Perdew, A. Ruzsinszky, G. I. Csonka, O. A. Vydrov, G. E. Scuseria, L. A. Constantin, X. Zhou and K. Burke, Restoring the Density-Gradient Expansion for Exchange in Solids and Surfaces, *Phys. Rev. Lett.*, 2008, **100**, 136406.
- 45 J. P. Perdew, K. Burke and M. Ernzerhof, Generalized Gradient Approximation Made Simple, *Phys. Rev. Lett.*, 1996, **77**, 3865.
- 46 J. Heyd and G. E. Scuseria, Efficient hybrid density functional calculations in solids: assessment of the Heyd–Scuseria–Ernzerhof screened Coulomb hybrid functional, *J. Chem. Phys.*, 2004, **121**, 1187–1192.
- 47 J. Heyd, J. E. Peralta, G. E. Scuseria and R. L. Martin, Energy band gaps and lattice parameters evaluated with the Heyd–Scuseria–Ernzerhof screened hybrid functional, *J. Chem. Phys.*, 2005, **123**, 174101.
- 48 S. J. Clark, M. D. Segall, C. J. Pickard, P. J. Hasnip, M. I. J. Probert, K. Refson and M. C. Payne, First principles methods using CASTEP, *Z. Kristallogr. - Cryst. Mater.*, 2005, **220**, 567–570.



- 49 B. Zhu, *DISP: a package for distributed crystal structure prediction (v1.0.0)*, Zenodo, <https://doi.org/10.5281/zenodo.6985572>.
- 50 A. Togo and I. Tanaka, First principles phonon calculations in materials science, *Scr. Mater.*, 2015, **108**, 1–5.
- 51 J. M. Skelton, L. A. Burton, S. C. Parker, A. Walsh, C.-E. Kim, A. Soon, J. Buckeridge, A. A. Sokol, C. R. A. Catlow, A. Togo and I. Tanaka, Anharmonicity in the High-Temperature *Cmcm* Phase of SnSe: Soft Modes and Three-Phonon Interactions, *Phys. Rev. Lett.*, 2016, **117**, 075502.
- 52 W. Rahim, J. M. Skelton, C. N. Savory, I. R. Evans, J. S. O. Evans, A. Walsh and D. O. Scanlon, Polymorph exploration of bismuth stannate using first-principles phonon mode mapping, *Chem. Sci.*, 2020, **11**, 7904–7909.
- 53 B. F. Grosso and N. A. Spaldin, Prediction of Low-Energy Phases of BiFeO₃ with Large Unit Cells and Complex Tilts Beyond Glazer Notation, *Phys. Rev. Mater.*, 2021, **5**, 054403.
- 54 G. Mills, H. Jónsson and G. K. Schenter, Reversible work transition state theory: application to dissociative adsorption of hydrogen, *Surf. Sci.*, 1995, **324**, 305–337.
- 55 A. M. Ganose, A. J. Jackson and D. O. Scanlon, Sumo: command-line tools for plotting and analysis of periodic *ab initio* calculations, *J. Open Source Softw.*, 2018, **3**, 717.
- 56 L. D. Whalley, effmass: an effective mass package, *J. Open Source Softw.*, 2018, **3**, 797.

