

University of Groningen

## Search for hyperon $\Delta s = \Delta q$ violating decay $\Xi^0 \rightarrow \zeta^- e^+ \nu_e$

BESIII Collaboration; Kalantar-Nayestanaki, N.; Kappert, R.; Kavatsyuk, M.; Rodin, V.

*Published in:*  
Physical Review D

*DOI:*  
[10.1103/PhysRevD.107.012002](https://doi.org/10.1103/PhysRevD.107.012002)

**IMPORTANT NOTE:** You are advised to consult the publisher's version (publisher's PDF) if you wish to cite from it. Please check the document version below.

*Document Version*  
Publisher's PDF, also known as Version of record

*Publication date:*  
2023

[Link to publication in University of Groningen/UMCG research database](#)

*Citation for published version (APA):*

BESIII Collaboration, Kalantar-Nayestanaki, N., Kappert, R., Kavatsyuk, M., & Rodin, V. (2023). Search for hyperon  $\Delta s = \Delta q$  violating decay  $\Xi^0 \rightarrow \zeta^- e^+ \nu_e$ . *Physical Review D*, 107(1), Article 012002. <https://doi.org/10.1103/PhysRevD.107.012002>

### Copyright

Other than for strictly personal use, it is not permitted to download or to forward/distribute the text or part of it without the consent of the author(s) and/or copyright holder(s), unless the work is under an open content license (like Creative Commons).

The publication may also be distributed here under the terms of Article 25fa of the Dutch Copyright Act, indicated by the "Taverne" license. More information can be found on the University of Groningen website: <https://www.rug.nl/library/open-access/self-archiving-pure/taverne-amendment>.

### Take-down policy

If you believe that this document breaches copyright please contact us providing details, and we will remove access to the work immediately and investigate your claim.

*Downloaded from the University of Groningen/UMCG research database (Pure): <http://www.rug.nl/research/portal>. For technical reasons the number of authors shown on this cover page is limited to 10 maximum.*

Search for hyperon  $\Delta S = \Delta Q$  violating decay  $\Xi^0 \rightarrow \Sigma^- e^+ \nu_e$ 

M. Ablikim,<sup>1</sup> M. N. Achasov,<sup>11,b</sup> P. Adlarson,<sup>70</sup> M. Albrecht,<sup>4</sup> R. Aliberti,<sup>31</sup> A. Amoroso,<sup>69a,69c</sup> M. R. An,<sup>35</sup> Q. An,<sup>66,53</sup> X. H. Bai,<sup>61</sup> Y. Bai,<sup>52</sup> O. Bakina,<sup>32</sup> R. Baldini Ferroli,<sup>26a</sup> I. Balossino,<sup>27a</sup> Y. Ban,<sup>42,g</sup> V. Batozskaya,<sup>1,40</sup> D. Becker,<sup>31</sup> K. Begzsuren,<sup>29</sup> N. Berger,<sup>31</sup> M. Bertani,<sup>26a</sup> D. Bettoni,<sup>27a</sup> F. Bianchi,<sup>69a,69c</sup> J. Bloms,<sup>63</sup> A. Bortone,<sup>69a,69c</sup> I. Boyko,<sup>32</sup> R. A. Briere,<sup>5</sup> A. Brueggemann,<sup>63</sup> H. Cai,<sup>71</sup> X. Cai,<sup>1,53</sup> A. Calcaterra,<sup>26a</sup> G. F. Cao,<sup>1,58</sup> N. Cao,<sup>1,58</sup> S. A. Cetin,<sup>57a</sup> J. F. Chang,<sup>1,53</sup> W. L. Chang,<sup>1,58</sup> G. Chelkov,<sup>32,a</sup> C. Chen,<sup>39</sup> Chao Chen,<sup>50</sup> G. Chen,<sup>1</sup> H. S. Chen,<sup>1,58</sup> M. L. Chen,<sup>1,53</sup> S. J. Chen,<sup>38</sup> S. M. Chen,<sup>56</sup> T. Chen,<sup>1</sup> X. R. Chen,<sup>28,58</sup> X. T. Chen,<sup>1</sup> Y. B. Chen,<sup>1,53</sup> Z. J. Chen,<sup>23,h</sup> W. S. Cheng,<sup>69c</sup> S. K. Choi,<sup>50</sup> X. Chu,<sup>39</sup> G. Cibinetto,<sup>27a</sup> F. Cossio,<sup>69c</sup> J. J. Cui,<sup>45</sup> H. L. Dai,<sup>1,53</sup> J. P. Dai,<sup>73</sup> A. Dbeyssi,<sup>17</sup> R. E. de Boer,<sup>4</sup> D. Dedovich,<sup>32</sup> Z. Y. Deng,<sup>1</sup> A. Denig,<sup>31</sup> I. Denysenko,<sup>32</sup> M. Destefanis,<sup>69a,69c</sup> F. De Mori,<sup>69a,69c</sup> Y. Ding,<sup>36</sup> J. Dong,<sup>1,53</sup> L. Y. Dong,<sup>1,58</sup> M. Y. Dong,<sup>1,53,58</sup> X. Dong,<sup>71</sup> S. X. Du,<sup>75</sup> P. Egorov,<sup>32,a</sup> Y. L. Fan,<sup>71</sup> J. Fang,<sup>1,53</sup> S. S. Fang,<sup>1,58</sup> W. X. Fang,<sup>1</sup> Y. Fang,<sup>1</sup> R. Farinelli,<sup>27a</sup> L. Fava,<sup>69b,69c</sup> F. Feldbauer,<sup>4</sup> G. Felici,<sup>26a</sup> C. Q. Feng,<sup>66,53</sup> J. H. Feng,<sup>54</sup> K. Fischer,<sup>64</sup> M. Fritsch,<sup>4</sup> C. Fritsch,<sup>63</sup> C. D. Fu,<sup>1</sup> H. Gao,<sup>58</sup> Y. N. Gao,<sup>42,g</sup> Yang Gao,<sup>66,53</sup> S. Garbolino,<sup>69c</sup> I. Garzia,<sup>27a,27b</sup> P. T. Ge,<sup>71</sup> Z. W. Ge,<sup>38</sup> C. Geng,<sup>54</sup> E. M. Gersabeck,<sup>62</sup> A. Gilman,<sup>64</sup> K. Goetzen,<sup>12</sup> L. Gong,<sup>36</sup> W. X. Gong,<sup>1,53</sup> W. Gradl,<sup>31</sup> M. Greco,<sup>69a,69c</sup> L. M. Gu,<sup>38</sup> M. H. Gu,<sup>1,53</sup> Y. T. Gu,<sup>14</sup> C. Y. Guan,<sup>1,58</sup> A. Q. Guo,<sup>28,58</sup> L. B. Guo,<sup>37</sup> R. P. Guo,<sup>44</sup> Y. P. Guo,<sup>10,f</sup> A. Guskov,<sup>32,a</sup> T. T. Han,<sup>45</sup> W. Y. Han,<sup>35</sup> X. Q. Hao,<sup>18</sup> F. A. Harris,<sup>60</sup> K. K. He,<sup>50</sup> K. L. He,<sup>1,58</sup> F. H. Heinsius,<sup>4</sup> C. H. Heinz,<sup>31</sup> Y. K. Heng,<sup>1,53,58</sup> C. Herold,<sup>55</sup> M. Himmelreich,<sup>31,d</sup> G. Y. Hou,<sup>1,58</sup> Y. R. Hou,<sup>58</sup> Z. L. Hou,<sup>1</sup> H. M. Hu,<sup>1,58</sup> J. F. Hu,<sup>51,i</sup> T. Hu,<sup>1,53,58</sup> Y. Hu,<sup>1</sup> G. S. Huang,<sup>66,53</sup> K. X. Huang,<sup>54</sup> L. Q. Huang,<sup>28,58</sup> X. T. Huang,<sup>45</sup> Y. P. Huang,<sup>1</sup> Z. Huang,<sup>42,g</sup> T. Hussain,<sup>68</sup> N. Hüsken,<sup>25,31</sup> W. Imoehl,<sup>25</sup> M. Irshad,<sup>66,53</sup> J. Jackson,<sup>25</sup> S. Jaeger,<sup>4</sup> S. Janchiv,<sup>29</sup> E. Jang,<sup>50</sup> J. H. Jeong,<sup>50</sup> Q. Ji,<sup>1</sup> Q. P. Ji,<sup>18</sup> X. B. Ji,<sup>1,58</sup> X. L. Ji,<sup>1,53</sup> Y. Y. Ji,<sup>45</sup> Z. K. Jia,<sup>66,53</sup> H. B. Jiang,<sup>45</sup> S. S. Jiang,<sup>35</sup> X. S. Jiang,<sup>1,53,58</sup> Y. Jiang,<sup>58</sup> J. B. Jiao,<sup>45</sup> Z. Jiao,<sup>21</sup> S. Jin,<sup>38</sup> Y. Jin,<sup>61</sup> M. Q. Jing,<sup>1,58</sup> T. Johansson,<sup>70</sup> N. Kalantar-Nayestanaki,<sup>59</sup> X. S. Kang,<sup>36</sup> R. Kappert,<sup>59</sup> M. Kavatsyuk,<sup>59</sup> B. C. Ke,<sup>75</sup> I. K. Keshk,<sup>4</sup> A. Khokkaz,<sup>63</sup> R. Kiuchi,<sup>1</sup> R. Kliemt,<sup>12</sup> L. Koch,<sup>33</sup> O. B. Kolcu,<sup>57a</sup> B. Kopf,<sup>4</sup> M. Kuemmel,<sup>4</sup> M. Kuessner,<sup>4</sup> A. Kupsc,<sup>40,70</sup> W. Kühn,<sup>33</sup> J. J. Lane,<sup>62</sup> J. S. Lange,<sup>33</sup> P. Larin,<sup>17</sup> A. Lavania,<sup>24</sup> L. Lavezzi,<sup>69a,69c</sup> Z. H. Lei,<sup>66,53</sup> H. Leithoff,<sup>31</sup> M. Lellmann,<sup>31</sup> T. Lenz,<sup>31</sup> C. Li,<sup>43</sup> C. Li,<sup>39</sup> C. H. Li,<sup>35</sup> Cheng Li,<sup>66,53</sup> D. M. Li,<sup>75</sup> F. Li,<sup>1,53</sup> G. Li,<sup>1</sup> H. Li,<sup>66,53</sup> H. Li,<sup>47</sup> H. B. Li,<sup>1,58</sup> H. J. Li,<sup>18</sup> H. N. Li,<sup>51,i</sup> J. Q. Li,<sup>4</sup> J. S. Li,<sup>54</sup> J. W. Li,<sup>45</sup> Ke Li,<sup>1</sup> L. J. Li,<sup>1</sup> L. K. Li,<sup>1</sup> Lei Li,<sup>3</sup> M. H. Li,<sup>39</sup> P. R. Li,<sup>34,j,k</sup> S. X. Li,<sup>10</sup> S. Y. Li,<sup>56</sup> T. Li,<sup>45</sup> W. D. Li,<sup>1,58</sup> W. G. Li,<sup>1</sup> X. H. Li,<sup>66,53</sup> X. L. Li,<sup>45</sup> Xiaoyu Li,<sup>1,58</sup> Y. G. Li,<sup>42,g</sup> Z. X. Li,<sup>14</sup> H. Liang,<sup>30</sup> H. Liang,<sup>1,58</sup> H. Liang,<sup>66,53</sup> Y. F. Liang,<sup>49</sup> Y. T. Liang,<sup>28,58</sup> G. R. Liao,<sup>13</sup> L. Z. Liao,<sup>45</sup> J. Libby,<sup>24</sup> A. Limphirat,<sup>55</sup> C. X. Lin,<sup>54</sup> D. X. Lin,<sup>28,58</sup> T. Lin,<sup>1</sup> B. J. Liu,<sup>1</sup> C. X. Liu,<sup>1</sup> D. Liu,<sup>17,66</sup> F. H. Liu,<sup>48</sup> Fang Liu,<sup>1</sup> Feng Liu,<sup>6</sup> G. M. Liu,<sup>51,i</sup> H. Liu,<sup>34,j,k</sup> H. B. Liu,<sup>14</sup> H. M. Liu,<sup>1,58</sup> Huanhuan Liu,<sup>1</sup> Huihui Liu,<sup>19</sup> J. B. Liu,<sup>66,53</sup> J. L. Liu,<sup>67</sup> J. Y. Liu,<sup>1,58</sup> K. Liu,<sup>1</sup> K. Y. Liu,<sup>36</sup> Ke Liu,<sup>20</sup> L. Liu,<sup>66,53</sup> Lu Liu,<sup>39</sup> M. H. Liu,<sup>10,f</sup> P. L. Liu,<sup>1</sup> Q. Liu,<sup>58</sup> S. B. Liu,<sup>66,53</sup> T. Liu,<sup>10,f</sup> W. K. Liu,<sup>39</sup> W. M. Liu,<sup>66,53</sup> X. Liu,<sup>34,j,k</sup> Y. Liu,<sup>34,j,k</sup> Y. B. Liu,<sup>39</sup> Z. A. Liu,<sup>1,53,58</sup> Z. Q. Liu,<sup>45</sup> X. C. Lou,<sup>1,53,58</sup> F. X. Lu,<sup>54</sup> H. J. Lu,<sup>21</sup> J. G. Lu,<sup>1,53</sup> X. L. Lu,<sup>1</sup> Y. Lu,<sup>7</sup> Y. P. Lu,<sup>1,53</sup> Z. H. Lu,<sup>1</sup> C. L. Luo,<sup>37</sup> M. X. Luo,<sup>74</sup> T. Luo,<sup>10,f</sup> X. L. Luo,<sup>1,53</sup> X. R. Lyu,<sup>58</sup> Y. F. Lyu,<sup>39</sup> F. C. Ma,<sup>36</sup> H. L. Ma,<sup>1</sup> L. L. Ma,<sup>45</sup> M. M. Ma,<sup>1,58</sup> Q. M. Ma,<sup>1</sup> R. Q. Ma,<sup>1,58</sup> R. T. Ma,<sup>58</sup> X. Y. Ma,<sup>1,53</sup> Y. Ma,<sup>42,g</sup> F. E. Maas,<sup>17</sup> M. Maggiora,<sup>69a,69c</sup> S. Maldaner,<sup>4</sup> S. Malde,<sup>64</sup> Q. A. Malik,<sup>68</sup> A. Mangoni,<sup>26b</sup> Y. J. Mao,<sup>42,g</sup> Z. P. Mao,<sup>1</sup> S. Marcello,<sup>69a,69c</sup> Z. X. Meng,<sup>61</sup> G. Mezzadri,<sup>27a</sup> H. Miao,<sup>1</sup> T. J. Min,<sup>38</sup> R. E. Mitchell,<sup>25</sup> X. H. Mo,<sup>1,53,58</sup> N. Yu. Muchnoi,<sup>11,b</sup> Y. Nefedov,<sup>32</sup> F. Nerling,<sup>17,d</sup> I. B. Nikolaev,<sup>11,b</sup> Z. Ning,<sup>1,53</sup> S. Nisar,<sup>9,1</sup> Y. Niu,<sup>45</sup> S. L. Olsen,<sup>58</sup> Q. Ouyang,<sup>1,53,58</sup> S. Pacetti,<sup>26b,26c</sup> X. Pan,<sup>10,f</sup> Y. Pan,<sup>52</sup> A. Pathak,<sup>30</sup> M. Pelizaeus,<sup>4</sup> H. P. Peng,<sup>66,53</sup> K. Peters,<sup>12,d</sup> J. L. Ping,<sup>37</sup> R. G. Ping,<sup>1,58</sup> S. Plura,<sup>31</sup> S. Pogodin,<sup>32</sup> V. Prasad,<sup>66,53</sup> F. Z. Qi,<sup>1</sup> H. Qi,<sup>66,53</sup> H. R. Qi,<sup>56</sup> M. Qi,<sup>38</sup> T. Y. Qi,<sup>10,f</sup> S. Qian,<sup>1,53</sup> W. B. Qian,<sup>58</sup> Z. Qian,<sup>54</sup> C. F. Qiao,<sup>58</sup> J. J. Qin,<sup>67</sup> L. Q. Qin,<sup>13</sup> X. P. Qin,<sup>10,f</sup> X. S. Qin,<sup>45</sup> Z. H. Qin,<sup>1,53</sup> J. F. Qiu,<sup>1</sup> S. Q. Qu,<sup>56</sup> K. H. Rashid,<sup>68</sup> C. F. Redmer,<sup>31</sup> K. J. Ren,<sup>35</sup> A. Rivetti,<sup>69c</sup> V. Rodin,<sup>59</sup> M. Rolo,<sup>69c</sup> G. Rong,<sup>1,58</sup> Ch. Rosner,<sup>17</sup> S. N. Ruan,<sup>39</sup> H. S. Sang,<sup>66</sup> A. Sarantsev,<sup>32,c</sup> Y. Schelhaas,<sup>31</sup> C. Schnier,<sup>4</sup> K. Schoenning,<sup>70</sup> M. Scodreggio,<sup>27a,27b</sup> K. Y. Shan,<sup>10,f</sup> W. Shan,<sup>22</sup> X. Y. Shan,<sup>66,53</sup> J. F. Shangguan,<sup>50</sup> L. G. Shao,<sup>1,58</sup> M. Shao,<sup>66,53</sup> C. P. Shen,<sup>10,f</sup> H. F. Shen,<sup>1,58</sup> X. Y. Shen,<sup>1,58</sup> B. A. Shi,<sup>58</sup> H. C. Shi,<sup>66,53</sup> J. Y. Shi,<sup>1</sup> Q. Q. Shi,<sup>50</sup> R. S. Shi,<sup>1,58</sup> X. Shi,<sup>1,53</sup> X. D. Shi,<sup>66,53</sup> J. J. Song,<sup>18</sup> W. M. Song,<sup>30,1</sup> Y. X. Song,<sup>42,g</sup> S. Sosio,<sup>69a,69c</sup> S. Spataro,<sup>69a,69c</sup> F. Stieler,<sup>31</sup> K. X. Su,<sup>71</sup> P. P. Su,<sup>50</sup> Y. J. Su,<sup>58</sup> G. X. Sun,<sup>1</sup> H. Sun,<sup>58</sup> H. K. Sun,<sup>1</sup> J. F. Sun,<sup>18</sup> L. Sun,<sup>71</sup> S. S. Sun,<sup>1,58</sup> T. Sun,<sup>1,58</sup> W. Y. Sun,<sup>30</sup> X. Sun,<sup>23,h</sup> Y. J. Sun,<sup>66,53</sup> Y. Z. Sun,<sup>1</sup> Z. T. Sun,<sup>45</sup> Y. H. Tan,<sup>71</sup> Y. X. Tan,<sup>66,53</sup> C. J. Tang,<sup>49</sup> G. Y. Tang,<sup>1</sup> J. Tang,<sup>54</sup> L. Y. Tao,<sup>67</sup> Q. T. Tao,<sup>23,h</sup> M. Tat,<sup>64</sup> J. X. Teng,<sup>66,53</sup> V. Thoren,<sup>70</sup> W. H. Tian,<sup>47</sup> Y. Tian,<sup>28,58</sup> I. Uman,<sup>57b</sup> B. Wang,<sup>1</sup> B. L. Wang,<sup>58</sup> C. W. Wang,<sup>38</sup> D. Y. Wang,<sup>42,g</sup> F. Wang,<sup>67</sup> H. J. Wang,<sup>34,j,k</sup> H. P. Wang,<sup>1,58</sup> K. Wang,<sup>1,53</sup> L. L. Wang,<sup>1</sup> M. Wang,<sup>45</sup> M. Z. Wang,<sup>42,g</sup> Meng Wang,<sup>1,58</sup> S. Wang,<sup>13</sup> S. Wang,<sup>10,f</sup> T. Wang,<sup>10,f</sup> T. J. Wang,<sup>39</sup> W. Wang,<sup>54</sup> W. H. Wang,<sup>71</sup> W. P. Wang,<sup>66,53</sup> X. Wang,<sup>42,g</sup> X. F. Wang,<sup>34,j,k</sup> X. L. Wang,<sup>10,f</sup> Y. Wang,<sup>56</sup> Y. D. Wang,<sup>41</sup> Y. F. Wang,<sup>1,53,58</sup> Y. H. Wang,<sup>43</sup> Y. Q. Wang,<sup>1</sup> Yaqian Wang,<sup>16,1</sup> Z. Wang,<sup>1,53</sup> Z. Y. Wang,<sup>1,58</sup> Ziyi Wang,<sup>58</sup> D. H. Wei,<sup>13</sup> F. Weidner,<sup>63</sup> S. P. Wen,<sup>1</sup> D. J. White,<sup>62</sup> U. Wiedner,<sup>4</sup> G. Wilkinson,<sup>64</sup> M. Wolke,<sup>70</sup> L. Wollenberg,<sup>4</sup> J. F. Wu,<sup>1,58</sup> L. H. Wu,<sup>1</sup> L. J. Wu,<sup>1,58</sup> X. Wu,<sup>10,f</sup> X. H. Wu,<sup>30</sup> Y. Wu,<sup>66</sup> Y. J. Wu,<sup>28</sup> Z. Wu,<sup>1,53</sup> L. Xia,<sup>66,53</sup> T. Xiang,<sup>42,g</sup> D. Xiao,<sup>34,j,k</sup> G. Y. Xiao,<sup>38</sup> H. Xiao,<sup>10,f</sup> S. Y. Xiao,<sup>1</sup> Y. L. Xiao,<sup>10,f</sup> Z. J. Xiao,<sup>37</sup> C. Xie,<sup>38</sup> X. H. Xie,<sup>42,g</sup> Y. Xie,<sup>45</sup>

Y. G. Xie,<sup>1,53</sup> Y. H. Xie,<sup>6</sup> Z. P. Xie,<sup>66,53</sup> T. Y. Xing,<sup>1,58</sup> C. F. Xu,<sup>1</sup> C. J. Xu,<sup>54</sup> G. F. Xu,<sup>1</sup> H. Y. Xu,<sup>61</sup> Q. J. Xu,<sup>15</sup> X. P. Xu,<sup>50</sup>  
 Y. C. Xu,<sup>58</sup> Z. P. Xu,<sup>38</sup> F. Yan,<sup>10,f</sup> L. Yan,<sup>10,f</sup> W. B. Yan,<sup>66,53</sup> W. C. Yan,<sup>75</sup> H. J. Yang,<sup>46,e</sup> H. L. Yang,<sup>30</sup> H. X. Yang,<sup>1</sup> L. Yang,<sup>47</sup>  
 S. L. Yang,<sup>58</sup> Tao Yang,<sup>1</sup> Y. F. Yang,<sup>39</sup> Y. X. Yang,<sup>1,58</sup> Yifan Yang,<sup>1,58</sup> M. Ye,<sup>1,53</sup> M. H. Ye,<sup>8</sup> J. H. Yin,<sup>1</sup> Z. Y. You,<sup>54</sup>  
 B. X. Yu,<sup>1,53,58</sup> C. X. Yu,<sup>39</sup> G. Yu,<sup>1,58</sup> T. Yu,<sup>67</sup> X. D. Yu,<sup>42,g</sup> C. Z. Yuan,<sup>1,58</sup> L. Yuan,<sup>2</sup> S. C. Yuan,<sup>1</sup> X. Q. Yuan,<sup>1</sup> Y. Yuan,<sup>1,58</sup>  
 Z. Y. Yuan,<sup>54</sup> C. X. Yue,<sup>35</sup> A. A. Zafar,<sup>68</sup> F. R. Zeng,<sup>45</sup> X. Zeng,<sup>6</sup> Y. Zeng,<sup>23,h</sup> Y. H. Zhan,<sup>54</sup> A. Q. Zhang,<sup>1</sup> B. L. Zhang,<sup>1</sup>  
 B. X. Zhang,<sup>1</sup> D. H. Zhang,<sup>39</sup> G. Y. Zhang,<sup>18</sup> H. Zhang,<sup>66</sup> H. H. Zhang,<sup>54</sup> H. H. Zhang,<sup>30</sup> H. Y. Zhang,<sup>1,53</sup> J. L. Zhang,<sup>72</sup>  
 J. Q. Zhang,<sup>37</sup> J. W. Zhang,<sup>1,53,58</sup> J. X. Zhang,<sup>34,j,k</sup> J. Y. Zhang,<sup>1</sup> J. Z. Zhang,<sup>1,58</sup> Jianyu Zhang,<sup>1,58</sup> Jiawei Zhang,<sup>1,58</sup>  
 L. M. Zhang,<sup>56</sup> L. Q. Zhang,<sup>54</sup> Lei Zhang,<sup>38</sup> P. Zhang,<sup>1</sup> Q. Y. Zhang,<sup>35,75</sup> Shuihan Zhang,<sup>1,58</sup> Shulei Zhang,<sup>23,h</sup> X. D. Zhang,<sup>41</sup>  
 X. M. Zhang,<sup>1</sup> X. Y. Zhang,<sup>50</sup> X. Y. Zhang,<sup>45</sup> Y. Zhang,<sup>64</sup> Y. T. Zhang,<sup>75</sup> Y. H. Zhang,<sup>1,53</sup> Yan Zhang,<sup>66,53</sup> Yao Zhang,<sup>1</sup>  
 Z. H. Zhang,<sup>1</sup> Z. Y. Zhang,<sup>71</sup> Z. Y. Zhang,<sup>39</sup> G. Zhao,<sup>1</sup> J. Zhao,<sup>35</sup> J. Y. Zhao,<sup>1,58</sup> J. Z. Zhao,<sup>1,53</sup> Lei Zhao,<sup>66,53</sup> Ling Zhao,<sup>1</sup>  
 M. G. Zhao,<sup>39</sup> Q. Zhao,<sup>1</sup> S. J. Zhao,<sup>75</sup> Y. B. Zhao,<sup>1,53</sup> Y. X. Zhao,<sup>28,58</sup> Z. G. Zhao,<sup>66,53</sup> A. Zhemchugov,<sup>32,a</sup> B. Zheng,<sup>67</sup>  
 J. P. Zheng,<sup>1,53</sup> Y. H. Zheng,<sup>58</sup> B. Zhong,<sup>37</sup> C. Zhong,<sup>67</sup> X. Zhong,<sup>54</sup> H. Zhou,<sup>45</sup> L. P. Zhou,<sup>1,58</sup> X. Zhou,<sup>71</sup> X. K. Zhou,<sup>58</sup>  
 X. R. Zhou,<sup>66,53</sup> X. Y. Zhou,<sup>35</sup> Y. Z. Zhou,<sup>10,f</sup> J. Zhu,<sup>39</sup> K. Zhu,<sup>1</sup> K. J. Zhu,<sup>1,53,58</sup> L. X. Zhu,<sup>58</sup> S. H. Zhu,<sup>65</sup> S. Q. Zhu,<sup>38</sup>  
 T. J. Zhu,<sup>72</sup> W. J. Zhu,<sup>10,f</sup> Y. C. Zhu,<sup>66,53</sup> Z. A. Zhu,<sup>1,58</sup> B. S. Zou,<sup>1</sup> and J. H. Zou<sup>1</sup>

(BESIII Collaboration)\*

<sup>1</sup>*Institute of High Energy Physics, Beijing 100049, People's Republic of China*

<sup>2</sup>*Beihang University, Beijing 100191, People's Republic of China*

<sup>3</sup>*Beijing Institute of Petrochemical Technology, Beijing 102617, People's Republic of China*

<sup>4</sup>*Bochum Ruhr-University, D-44780 Bochum, Germany*

<sup>5</sup>*Carnegie Mellon University, Pittsburgh, Pennsylvania 15213, USA*

<sup>6</sup>*Central China Normal University, Wuhan 430079, People's Republic of China*

<sup>7</sup>*Central South University, Changsha 410083, People's Republic of China*

<sup>8</sup>*China Center of Advanced Science and Technology, Beijing 100190, People's Republic of China*

<sup>9</sup>*COMSATS University Islamabad, Lahore Campus, Defence Road, Off Raiwind Road, 54000 Lahore, Pakistan*

<sup>10</sup>*Fudan University, Shanghai 200433, People's Republic of China*

<sup>11</sup>*G.I. Budker Institute of Nuclear Physics SB RAS (BINP), Novosibirsk 630090, Russia*

<sup>12</sup>*GSI Helmholtzcentre for Heavy Ion Research GmbH, D-64291 Darmstadt, Germany*

<sup>13</sup>*Guangxi Normal University, Guilin 541004, People's Republic of China*

<sup>14</sup>*Guangxi University, Nanning 530004, People's Republic of China*

<sup>15</sup>*Hangzhou Normal University, Hangzhou 310036, People's Republic of China*

<sup>16</sup>*Hebei University, Baoding 071002, People's Republic of China*

<sup>17</sup>*Helmholtz Institute Mainz, Staudinger Weg 18, D-55099 Mainz, Germany*

<sup>18</sup>*Henan Normal University, Xinxiang 453007, People's Republic of China*

<sup>19</sup>*Henan University of Science and Technology, Luoyang 471003, People's Republic of China*

<sup>20</sup>*Henan University of Technology, Zhengzhou 450001, People's Republic of China*

<sup>21</sup>*Huangshan College, Huangshan 245000, People's Republic of China*

<sup>22</sup>*Hunan Normal University, Changsha 410081, People's Republic of China*

<sup>23</sup>*Hunan University, Changsha 410082, People's Republic of China*

<sup>24</sup>*Indian Institute of Technology Madras, Chennai 600036, India*

<sup>25</sup>*Indiana University, Bloomington, Indiana 47405, USA*

<sup>26a</sup>*INFN Laboratori Nazionali di Frascati, I-00044, Frascati, Italy*

<sup>26b</sup>*INFN Sezione di Perugia, I-06100, Perugia, Italy*

<sup>26c</sup>*University of Perugia, I-06100, Perugia, Italy*

<sup>27a</sup>*INFN Sezione di Ferrara, I-44122, Ferrara, Italy*

<sup>27b</sup>*University of Ferrara, I-44122, Ferrara, Italy*

<sup>28</sup>*Institute of Modern Physics, Lanzhou 730000, People's Republic of China*

<sup>29</sup>*Institute of Physics and Technology, Peace Avenue 54B, Ulaanbaatar 13330, Mongolia*

<sup>30</sup>*Jilin University, Changchun 130012, People's Republic of China*

<sup>31</sup>*Johannes Gutenberg University of Mainz, Johann-Joachim-Becher-Weg 45, D-55099 Mainz, Germany*

<sup>32</sup>*Joint Institute for Nuclear Research, 141980 Dubna, Moscow region, Russia*

<sup>33</sup>*Justus-Liebig-Universitaet Giessen, II. Physikalisches Institut, Heinrich-Buff-Ring 16, D-35392 Giessen, Germany*

<sup>34</sup>*Lanzhou University, Lanzhou 730000, People's Republic of China*

<sup>35</sup>*Liaoning Normal University, Dalian 116029, People's Republic of China*

<sup>36</sup>*Liaoning University, Shenyang 110036, People's Republic of China*

- <sup>37</sup>Nanjing Normal University, Nanjing 210023, People's Republic of China  
<sup>38</sup>Nanjing University, Nanjing 210093, People's Republic of China  
<sup>39</sup>Nankai University, Tianjin 300071, People's Republic of China  
<sup>40</sup>National Centre for Nuclear Research, Warsaw 02-093, Poland  
<sup>41</sup>North China Electric Power University, Beijing 102206, People's Republic of China  
<sup>42</sup>Peking University, Beijing 100871, People's Republic of China  
<sup>43</sup>Qufu Normal University, Qufu 273165, People's Republic of China  
<sup>44</sup>Shandong Normal University, Jinan 250014, People's Republic of China  
<sup>45</sup>Shandong University, Jinan 250100, People's Republic of China  
<sup>46</sup>Shanghai Jiao Tong University, Shanghai 200240, People's Republic of China  
<sup>47</sup>Shanxi Normal University, Linfen 041004, People's Republic of China  
<sup>48</sup>Shanxi University, Taiyuan 030006, People's Republic of China  
<sup>49</sup>Sichuan University, Chengdu 610064, People's Republic of China  
<sup>50</sup>Soochow University, Suzhou 215006, People's Republic of China  
<sup>51</sup>South China Normal University, Guangzhou 510006, People's Republic of China  
<sup>52</sup>Southeast University, Nanjing 211100, People's Republic of China  
<sup>53</sup>State Key Laboratory of Particle Detection and Electronics, Beijing 100049, Hefei 230026, People's Republic of China  
<sup>54</sup>Sun Yat-Sen University, Guangzhou 510275, People's Republic of China  
<sup>55</sup>Suranaree University of Technology, University Avenue 111, Nakhon Ratchasima 30000, Thailand  
<sup>56</sup>Tsinghua University, Beijing 100084, People's Republic of China  
<sup>57a</sup>Turkish Accelerator Center Particle Factory Group, Istinye University, 34010, Istanbul, Turkey  
<sup>57b</sup>Near East University, Nicosia, North Cyprus, Mersin 10, Turkey  
<sup>58</sup>University of Chinese Academy of Sciences, Beijing 100049, People's Republic of China  
<sup>59</sup>University of Groningen, NL-9747 AA Groningen, The Netherlands  
<sup>60</sup>University of Hawaii, Honolulu, Hawaii 96822, USA  
<sup>61</sup>University of Jinan, Jinan 250022, People's Republic of China  
<sup>62</sup>University of Manchester, Oxford Road, Manchester, M13 9PL, United Kingdom  
<sup>63</sup>University of Muenster, Wilhelm-Klemm-Strasse 9, 48149 Muenster, Germany  
<sup>64</sup>University of Oxford, Keble Road, Oxford OX13RH, United Kingdom  
<sup>65</sup>University of Science and Technology Liaoning, Anshan 114051, People's Republic of China  
<sup>66</sup>University of Science and Technology of China, Hefei 230026, People's Republic of China  
<sup>67</sup>University of South China, Hengyang 421001, People's Republic of China  
<sup>68</sup>University of the Punjab, Lahore-54590, Pakistan  
<sup>69a</sup>University of Turin and INFN, University of Turin, I-10125, Turin, Italy  
<sup>69b</sup>University of Eastern Piedmont, I-15121, Alessandria, Italy  
<sup>69c</sup>INFN, I-10125, Turin, Italy  
<sup>70</sup>Uppsala University, Box 516, SE-75120 Uppsala, Sweden  
<sup>71</sup>Wuhan University, Wuhan 430072, People's Republic of China  
<sup>72</sup>Xinyang Normal University, Xinyang 464000, People's Republic of China  
<sup>73</sup>Yunnan University, Kunming 650500, People's Republic of China  
<sup>74</sup>Zhejiang University, Hangzhou 310027, People's Republic of China  
<sup>75</sup>Zhengzhou University, Zhengzhou 450001, People's Republic of China

\*besiii-publications@ihep.ac.cn

<sup>a</sup>Also at the Moscow Institute of Physics and Technology, Moscow 141700, Russia.

<sup>b</sup>Also at the Novosibirsk State University, Novosibirsk, 630090, Russia.

<sup>c</sup>Also at the NRC "Kurchatov Institute", PNPI, 188300, Gatchina, Russia.

<sup>d</sup>Also at Goethe University Frankfurt, 60323 Frankfurt am Main, Germany.

<sup>e</sup>Also at Key Laboratory for Particle Physics, Astrophysics and Cosmology, Ministry of Education; Shanghai Key Laboratory for Particle Physics and Cosmology; Institute of Nuclear and Particle Physics, Shanghai 200240, People's Republic of China.

<sup>f</sup>Also at Key Laboratory of Nuclear Physics and Ion-beam Application (MOE) and Institute of Modern Physics, Fudan University, Shanghai 200443, People's Republic of China.

<sup>g</sup>Also at State Key Laboratory of Nuclear Physics and Technology, Peking University, Beijing 100871, People's Republic of China.

<sup>h</sup>Also at School of Physics and Electronics, Hunan University, Changsha 410082, China.

<sup>i</sup>Also at Guangdong Provincial Key Laboratory of Nuclear Science, Institute of Quantum Matter, South China Normal University, Guangzhou 510006, China.

<sup>j</sup>Also at Frontiers Science Center for Rare Isotopes, Lanzhou University, Lanzhou 730000, People's Republic of China.

<sup>k</sup>Also at Lanzhou Center for Theoretical Physics, Lanzhou University, Lanzhou 730000, People's Republic of China.

<sup>l</sup>Also at the Department of Mathematical Sciences, IBA, Karachi, Pakistan.

 (Received 24 August 2022; accepted 20 December 2022; published 19 January 2023)

Using a data sample of  $(1.0087 \pm 0.0044) \times 10^{10}$   $J/\psi$  decay events collected with the BESIII detector at the center-of-mass energy of  $\sqrt{s} = 3.097$  GeV, we present a search for the hyperon semileptonic decay  $\Xi^0 \rightarrow \Sigma^- e^+ \nu_e$  which violates the  $\Delta S = \Delta Q$  rule. No significant signal is observed, and the upper limit on the branching fraction  $\mathcal{B}(\Xi^0 \rightarrow \Sigma^- e^+ \nu_e)$  is determined to be  $1.6 \times 10^{-4}$  at the 90% confidence level. This result improves the previous upper limit result by about one order of magnitude.

DOI: 10.1103/PhysRevD.107.012002

## I. INTRODUCTION

Hyperon semileptonic decays play an important role in understanding the interplay between weak and strong interactions, where the former determines quark flavor transitions and the latter determines hadronic structures. Experimental measurements such as the determination of the Cabibbo-Kobayashi-Maskawa matrix element  $|V_{ud}|$  [1], hyperon transition form factors [2] and other constants [3,4] indicate a flavor SU(3) symmetry breaking in hyperon semileptonic decays. Yet there might be another approach to probe the SU(3) symmetry breaking via searching for decays which violate the  $\Delta S = \Delta Q$  selection rule. This rule was first proposed in 1958 to explain the absence of certain hyperon decay modes in experiments [5], and required the change in strangeness ( $\Delta S$ ) to be equal to the change in charge ( $\Delta Q$ ) between initial and final-state hadrons. Then it became one of the basic assumptions in Cabibbo's weak interaction theory [6,7] to propose exact SU(3) symmetry for weak hadronic currents. Therefore, any violation of this rule, which is allowed by the Standard Model in second-order weak interaction as the Feynman diagram shows in Fig. 1, would demonstrate the existence of weak currents belonging to higher multiplets [8].

On the experimental side, no  $\Delta S = \Delta Q$ -violating decays have been observed yet. More attention has been drawn to the  $\Delta S = \Delta Q$  rule tests in neutral kaon semileptonic decays. One of the reasons is that the asymmetry between the decay rates of  $K_{S,L}^0 \rightarrow \pi^\pm e^\mp \nu$  also relates to  $CP$  and  $CPT$  invariance [9,10] and is used as input to the  $\Delta S = \Delta Q$  rule violation parameter. The charge-asymmetry measurement of  $K_S^0 \rightarrow \pi^\pm e^\mp \nu$  was recently updated by the KLOE-2 Collaboration [11]. As for hyperons, however, the last search for  $\Delta S = \Delta Q$ -violating hyperon semileptonic decays was performed nearly 40 years ago [12]. The current upper limit on the relative branching fraction  $\Gamma(\Xi^0 \rightarrow \Sigma^- e^+ \nu_e)/\Gamma(\Xi^0 \rightarrow \Lambda \pi^0)$  was set to be  $0.9 \times 10^{-3}$  at the

90% confidence level based on 2975  $\Xi^0$  events [13] by a fixed target experiment at the Brookhaven National Laboratory in 1974. To date, the BESIII Collaboration has collected about 10 billion  $J/\psi$  events and could produce over  $10^6$  hyperon pairs via  $J/\psi$  decays [14]. This allows to search for many rare and forbidden hyperon decays with a double-tag technique that was developed by the MARK-III Collaboration [15]. Recent BESIII results with hyperon semileptonic decays comprise the studies of the decays  $\Lambda \rightarrow p \mu^- \bar{\nu}_\mu$  [16] and  $\Xi^- \rightarrow \Xi^0 e^- \bar{\nu}_e$  [17].

In this paper, we present a search for the  $\Delta S = \Delta Q$ -violating hyperon semileptonic decay  $\Xi^0 \rightarrow \Sigma^- e^+ \nu_e$  based on  $(1.0087 \pm 0.0044) \times 10^{10}$   $J/\psi$  events [18] collected with the BESIII detector at the BEPCII collider. This is the first attempt to measure the absolute branching fraction of this decay process in a collider experiment. A semiblind procedure is performed to avoid possible bias, where about 10% of the full dataset is used to validate the analysis strategy. The final result is then obtained with the full dataset only after the analysis strategy is fixed. Throughout this paper, including the Event Selection (Sec. III) section, charge conjugation is implied.

## II. BESIII DETECTOR AND MONTE CARLO SIMULATION

The BESIII detector [19] records symmetric  $e^+e^-$  collisions provided by the BEPCII storage ring [20] in the center-of-mass energy range from 2.0 to 4.95 GeV, with a peak luminosity of  $1 \times 10^{33}$   $\text{cm}^{-2} \text{s}^{-1}$  achieved at  $\sqrt{s} = 3.77$  GeV. The cylindrical core of the BESIII detector covers 93% of the full solid angle and consists of a

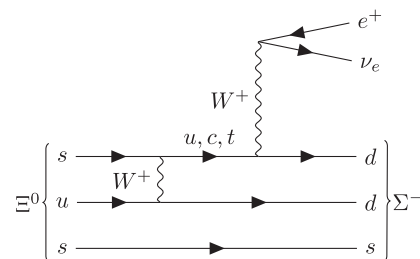


FIG. 1. The Feynman diagram of the  $\Delta S = \Delta Q$  violating decay  $\Xi^0 \rightarrow \Sigma^- e^+ \nu_e$ .

Published by the American Physical Society under the terms of the Creative Commons Attribution 4.0 International license. Further distribution of this work must maintain attribution to the author(s) and the published article's title, journal citation, and DOI. Funded by SCOAP<sup>3</sup>.

helium-based multilayer drift chamber (MDC), a plastic scintillator time-of-flight system (TOF), and a CsI(Tl) electromagnetic calorimeter (EMC), which are all enclosed in a superconducting solenoidal magnet providing a 1.0-T (0.9 T in 2012) magnetic field. The solenoid is supported by an octagonal flux-return yoke with resistive plate counter muon identification modules interleaved with steel. The charged-particle momentum resolution at 1 GeV/c is 0.5%, and the  $dE/dx$  resolution is 6% for electrons from Bhabha scattering. The EMC measures photon energies with a resolution of 2.5% (5%) at 1 GeV in the barrel (end-cap) region. The time resolution in the TOF barrel region is 68 ps, while that in the end-cap region is 110 ps. The end-cap TOF system was upgraded in 2015 using multigap resistive plate chamber technology, providing a time resolution of 60 ps [21].

Simulated data samples produced with a GEANT4-based [22] Monte Carlo (MC) toolkit, which includes the geometric description of the BESIII detector and the detector response, are used to determine detection efficiencies and to estimate background contributions. The simulation models the beam energy spread and initial state radiation in the  $e^+e^-$  annihilations with the generator KKMC [23]. An inclusive MC sample includes both the production of the  $J/\psi$  resonance and the continuum processes incorporated in KKMC. All particle decays are modeled with EVTGEN [24] using branching fractions either taken from the Particle Data Group [12], when available, or otherwise estimated with LUNDCHARM [25]. Final-state radiation from charged final-state particles is incorporated using PHOTOS [26]. For the signal MC sample, the angular distribution measured in Ref. [27] is applied for the generation of the decay  $J/\psi \rightarrow \Xi^0 \bar{\Xi}^0$  followed by  $\bar{\Xi}^0 \rightarrow \bar{\Lambda}(\rightarrow \bar{p}\pi^+)\pi^0(\rightarrow \gamma\gamma)$  and  $\Xi^0 \rightarrow \Sigma^-(\rightarrow n\pi^-)e^+\nu_e$ , where  $\Xi^0 \rightarrow \Sigma^- e^+\nu_e$  is generated with a uniform phase-space model.

### III. EVENT SELECTION

The  $\Xi^0(\bar{\Xi}^0)$  hyperons are produced in pairs via the decay process of  $J/\psi \rightarrow \Xi^0 \bar{\Xi}^0$  at the center-of-mass energy of  $\sqrt{s} = 3.097$  GeV, and therefore can be studied with a double-tag technique. First, we reconstruct the  $\bar{\Xi}^0$  candidate via the decay  $\bar{\Xi}^0 \rightarrow \bar{\Lambda}(\rightarrow \bar{p}\pi^+)\pi^0(\rightarrow \gamma\gamma)$ . Then, we search for the signature of the signal decay  $\Xi^0 \rightarrow \Sigma^- e^+\nu_e$  from the system recoiling against the  $\bar{\Xi}^0$ . For convenience, the  $\bar{\Xi}^0$  candidate is referred to as ‘‘single tag’’ (ST) while the  $\Xi^0$  candidate of signal decay is referred to as ‘‘double tag’’ (DT). The absolute branching fraction of the signal decay is extracted by

$$\mathcal{B}_{\text{sig}} = \frac{N_{\text{DT}}/\epsilon_{\text{DT}}}{N_{\text{ST}}/\epsilon_{\text{ST}}}, \quad (1)$$

where  $N_{\text{ST}}(N_{\text{DT}})$  is the observed ST(DT) yield and  $\epsilon_{\text{ST}}(\epsilon_{\text{DT}})$  is the corresponding detection efficiency.

### A. ST selection

Charged tracks detected in the MDC are required to be within a polar angle ( $\theta$ ) range of  $|\cos \theta| < 0.93$ , where  $\theta$  is defined with respect to the  $z$  axis, which is the symmetry axis of the MDC. Photon candidates are identified using showers in the EMC. The deposited energy of each shower must be greater than 25 MeV in the barrel region ( $|\cos \theta| < 0.80$ ) and greater than 50 MeV in the end-cap region ( $0.86 < |\cos \theta| < 0.92$ ). To exclude showers that originate from charged tracks, the angle subtended by the EMC shower and the position of the closest charged track at the EMC must be greater than  $10^\circ$  as measured from the interaction point. To suppress electronic noise and showers unrelated to the event, the difference between the EMC time and the event start time is required to be within [0, 700] ns.

The  $\bar{\Lambda}$  candidates are reconstructed using vertex fits from all combinations of two oppositely charged tracks, in which the one with the greater momentum is assumed to be proton and the other to be pion. The primary vertex fit constrains the tracks to originate from a common vertex, while the secondary vertex fit constrains the momentum of the reconstructed resonance to point back to the interaction point. The decay length of the  $\bar{\Lambda}$  candidate has to be twice greater than its resolution. The invariant mass of  $\bar{p}\pi^+$  combination is required to be within 5 MeV/ $c^2$  from the known  $\bar{\Lambda}$  mass [12] which is  $3\sigma$  of its mass resolution. The  $\pi^0$  candidates are reconstructed using a kinematic fit from all combinations of two photons by constraining their invariant mass to the known  $\pi^0$  mass [12]. High-quality fit requires the  $\chi^2$  value to be less than 25, and the invariant mass of two photons before the fit to be in the range of (115, 150) MeV/ $c^2$ . Candidates with both photons from end-cap EMC regions are rejected due to bad resolution. The  $\bar{\Xi}^0$  candidates are reconstructed from all combinations of  $\bar{\Lambda}$  and  $\pi^0$  candidates described above, and the invariant mass  $M_{\bar{\Lambda}\pi^0}$  is required to be within 20 MeV/ $c^2$  from the known  $\bar{\Xi}^0$  mass [12] corresponding to  $3\sigma$  of its invariant mass resolution. If there are multiple  $\bar{\Xi}^0$  candidates that survive, the one with minimum  $|\Delta M| = |M_{\bar{\Lambda}\pi^0} - m_{\bar{\Xi}^0}|$  is retained for further analysis, where  $m_{\bar{\Xi}^0}$  refers to the known  $\bar{\Xi}^0$  mass.

The yield of ST  $\bar{\Xi}^0$  hyperons is obtained from a binned maximum-likelihood fit to the distribution of the beam-constrained mass defined as

$$M_{\text{BC}} = \sqrt{E_{\text{beam}}^2/c^4 - |\vec{p}_{\bar{\Lambda}\pi^0}|^2/c^2}, \quad (2)$$

where  $E_{\text{beam}}$  is the beam energy and  $\vec{p}_{\bar{\Lambda}\pi^0}$  is the momentum of reconstructed  $\bar{\Lambda}\pi^0$  combination in the center-of-mass system. In the fit, the signal shape is modeled by the MC-simulated shape convolved with a Gaussian function to account for the resolution difference between data and MC simulation. The background shape is described by a second-order Chebychev polynomial given the fact that

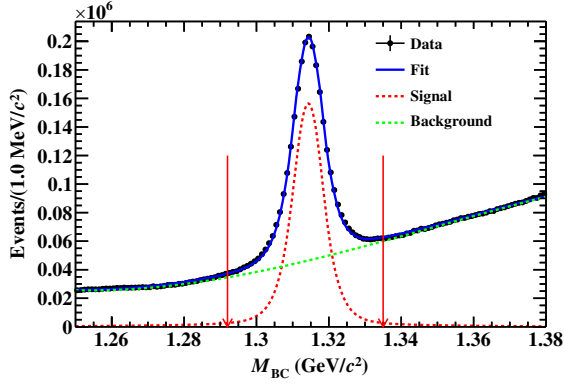


FIG. 2.  $M_{BC}$  distribution of ST  $\Xi^0$  candidates with fit results overlaid. The black dots with error bar represent data, the blue curve represents the fit result, the red dashed curve represents the signal component and the green dashed curve represents the background component. The red arrows indicate the ST signal region.

no peaking background is observed from analyzing the inclusive MC sample. The fit result is shown in Fig. 2. The ST yield is measured to be  $1,855,681 \pm 1,865$  in the signal region of  $(1.292, 1.335)$   $\text{GeV}/c^2$ , and the corresponding efficiency is  $(12.23 \pm 0.01)\%$  by performing the same fit procedure to the inclusive MC sample. All these uncertainties are statistical only.

### B. DT selection

In the presence of ST  $\Xi^0$  hyperon, the signal decay  $\Xi^0 \rightarrow \Sigma^- e^+ \nu_e$  is selected with the remaining tracks which have not been used in the tag side. The  $\Sigma^-$  candidate is reconstructed via the  $\Sigma^- \rightarrow n\pi^-$  decay. Due to the absence of a hadronic calorimeter in the BESIII detector, neutron reconstruction is challenging [28]. We treat both the neutron and neutrino as missing particles. Only the  $\pi^-$  and  $e^+$  of the signal side are selected. The signature of the chosen  $\pi^- e^+$  combination has been verified to sufficiently separate the signal decay from other known  $\Xi^0$  decays. The DT signal yield is measured from the fit to the  $M_{BC}$  distribution of ST side because no similar observables could be constructed at the DT side.

After excluding the two charged tracks that have been used for tag reconstruction, the number of remaining tracks is required to be two, one positive and one negative charge. Particle identification (PID) for pion is applied by combining measurements of the  $dE/dx$  in the MDC and the flight time in the TOF to form likelihood  $\mathcal{L}(h)$  ( $h = \pi, K, p$ ) for each hadron  $h$  hypothesis. Tracks are identified as pions when the pion hypothesis has the greatest likelihood ( $\mathcal{L}(\pi) > \mathcal{L}(K)$  and  $\mathcal{L}(\pi) > \mathcal{L}(p)$ ) and  $\mathcal{L}(\pi)$  is greater than 0.001. Positron PID uses the measured information in the MDC, TOF and EMC. The combined likelihoods ( $\mathcal{L}'$ ) under the positron, proton, pion, and kaon hypotheses are

obtained. Positron candidates are required to satisfy  $\mathcal{L}'(e) > 0.001$  and  $\mathcal{L}'(e)/(\mathcal{L}'(e) + \mathcal{L}'(\pi) + \mathcal{L}'(K)) > 0.8$ .

The narrow phase space leads to low momentum of the signal positron; thereby, its reconstruction is challenging. Moreover, the momentum of the signal pion falls into the range where the  $e/\pi$  separation ability of the PID algorithm is limited due to their similar  $dE/dx$  responses [29]. By investigating the inclusive MC sample, the dominant background components are found to be the events with  $\pi^+\pi^-$  and  $e^+e^-$  final states at the DT side due to high  $e/\pi$  misidentification rate.

In order to reduce  $e/\pi$  misidentification, we extract a variable  $\chi_{dE/dx}$  to quantify the  $dE/dx$  response defined as

$$\chi_{dE/dx} = \frac{(dE/dx)_{\text{mea}} - (dE/dx)_{\text{exp}}}{\sigma_{dE/dx}}, \quad (3)$$

where  $(dE/dx)_{\text{mea}}$  is the  $dE/dx$  measurement for a charged track,  $(dE/dx)_{\text{exp}}$  is its expected value under certain particle hypothesis and  $\sigma_{dE/dx}$  is its resolution. We require the  $\chi_{dE/dx}$  value for the electron track in pion hypothesis to be less than  $-4.5$ , and the  $\chi_{dE/dx}$  value for the pion track in electron hypothesis to be less than  $-2.5$ . In addition, the momentum of  $\pi^-$  is required to be within  $(0.20, 0.38)$   $\text{GeV}/c$  and the momentum of  $e^+$  must be less than  $0.20$   $\text{GeV}/c$ . All the requirements except the momentum of  $e^+$  are optimized using the Punzi significance [30] defined as  $\epsilon/(1.5 + \sqrt{B})$ , where  $\epsilon$  denotes the signal efficiency obtained from the signal MC sample and  $B$  is the number of background events in the inclusive MC sample.

Potential large discrepancies between data and MC simulation are considered in two aspects. First, the efficiencies due to the  $\chi_{dE/dx}$  requirement are studied with the control samples of  $e^+e^- \rightarrow \gamma e^+e^-$  for the electron track and  $J/\psi \rightarrow \pi^+\pi^-\pi^0$  for the pion track. These control samples are weighted to have the same momentum magnitude and angular distributions for the electron and pion tracks as in our signal MC sample. The ratio of the acceptance efficiencies of the  $\chi_{dE/dx}$  requirement between data and MC simulation is  $0.64 \pm 0.16$ . Second, the  $e^+e^-$  associated background is mainly produced when a photon interacts with the detector material and converts into an electron-positron pair [29]. A control sample of  $e^+e^- \rightarrow \gamma(\rightarrow e^+e^-)e^+e^-$  at  $\sqrt{s} = 3.097$   $\text{GeV}$  is chosen to investigate the photon-conversion effect. The ratio of the detection efficiencies of photon-conversion related background events between data and MC simulation is determined to be  $2.929 \pm 0.026$ . We hence correct our DT efficiency by the first factor, and consider the second factor in the estimation of the peaking background. The residual uncertainties of the two factors are taken as systematic uncertainties in Sec. IV. Finally, the DT efficiency is

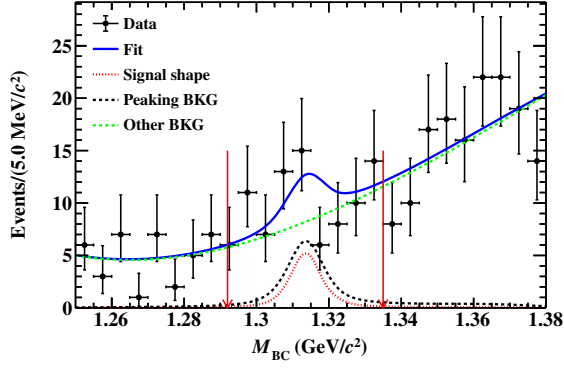


FIG. 3. The  $M_{BC}$  distribution of the ST side for DT  $\Xi^0$  candidates with fit results overlaid. The black dots with error bar represent data, the blue curve represents the fit result, the black dashed curve represents the peaking background component and the green dashed curve represents the other background component. The red dotted curve shows the signal shape normalized to the branching fraction  $\mathcal{B}(\Xi^0 \rightarrow \Sigma^- e^+ \nu_e) = 1.6 \times 10^{-4}$ . The red arrows indicate the DT signal region.

determined to be  $(5.58 \pm 0.04) \times 10^{-3}$ , where the uncertainty is statistical only.

The DT yield is measured by performing an unbinned maximum-likelihood fit to the  $M_{BC}$  distribution of ST side for DT candidates. Study of the inclusive MC sample with a generic event-type analysis tool, TopoAna [31], indicates that there is a peaking background of  $J/\psi \rightarrow \Xi^0(\rightarrow \Lambda\pi^0)\bar{\Xi}^0(\rightarrow \bar{\Lambda}\pi^0)$  decays with a photon coming mainly from a soft  $\pi^0$  and converting into a  $e^+e^-$  pair in the final state. In the fit procedure, the signal shape is modeled by the signal MC simulation. The shape of peaking background is extracted from a  $J/\psi \rightarrow \Xi^0(\rightarrow \Lambda\pi^0)\bar{\Xi}^0(\rightarrow \bar{\Lambda}\pi^0)$  MC sample. The number of peaking background events is fixed to be  $23.5 \pm 4.1$ , where the uncertainty is statistical only. It is calculated as

$$N_{\text{peaking}} = N_{J/\psi} \times \mathcal{B}_{J/\psi \rightarrow \Xi^0 \bar{\Xi}^0} \times \epsilon_{\text{MC}}, \quad (4)$$

where  $N_{J/\psi}$  is the number of  $J/\psi$  events [18],  $\mathcal{B}_{J/\psi \rightarrow \Xi^0 \bar{\Xi}^0}$  is the branching fraction cited from the Particle Data Group [12] and  $\epsilon_{\text{MC}} = (1.99 \pm 0.34) \times 10^{-7}$  is the detection efficiency after considering the data-MC difference mentioned above. The other background shape is described by a second-order Chebychev polynomial function. Figure 3 shows the fit result where no significant signal is observed. The DT yield is extracted to be  $-4.9 \pm 8.6$  in the signal region of  $(1.292, 1.335) \text{ GeV}/c^2$ , where the uncertainty is statistical only.

#### IV. SYSTEMATIC UNCERTAINTY

The systematic uncertainties related to the ST selection mostly cancel since we adopt the tagging technique in this analysis. The remaining systematic uncertainties involved

in the branching fraction determination are classified into two types: multiplicative and additive.

The multiplicative uncertainties, which affect the efficiency, are summarized in Table I including the tracking efficiency and PID efficiency, ST fit, tag bias, number of charged tracks, selection criteria and MC model. The uncertainty due to tracking efficiency is set to be 1.0% for the signal pion from a study of  $J/\psi \rightarrow pK^-\bar{\Lambda} + \text{c.c.}$  and  $J/\psi \rightarrow \Lambda\bar{\Lambda}$  decays [32], and 0.8% for the signal electron studied with a control sample of radiative Bhabha events of  $e^+e^- \rightarrow \gamma e^+e^-$ . The uncertainty arising from PID efficiency is 1.0% for the signal pion cited from a study of  $J/\psi \rightarrow \pi^+\pi^-p\bar{p}$  and  $J/\psi \rightarrow \pi^+\pi^-\pi^0$  [33], and 2.1% for the signal electron with the same control sample used for the tracking efficiency. The uncertainty related to the ST fit is assigned to be 1.6% by varying the signal shape description, background shape description, fit range and bin size. The tag bias effect arises from the difference of ST efficiencies obtained in inclusive and signal MC samples due to different ST reconstruction environments, and is determined to be 0.3% following the method described in Ref. [34]. The systematic uncertainty from the requirements on the DT charged tracks is set to be 3.2% using the control samples of  $e^+e^- \rightarrow \gamma e^+e^-$  for the electron track and  $J/\psi \rightarrow \pi^+\pi^-\pi^0$  for the pion track. To estimate the uncertainty due to the MC model, we reweight the differential decay width distribution of the signal MC sample from the phase-space model to the theoretical formula described in Ref. [35]. The largest deviation of DT efficiencies before and after the reweighting, 6.8%, is taken as the systematic uncertainty. The total multiplicative uncertainty is estimated to be 8.5% by adding these uncertainties quadratically.

The additive systematic uncertainties mainly come from the fitted DT yield. The associated effects are examined by using alternative signal shape, peaking background yield, and other background shape. For the signal shape, we change its description from the shape directly extracted from signal MC sample to a double-Gaussian function with fixed parameters obtained from fitting signal MC sample. For the peaking background, the shape is varied in the same way as for the signal shape, and the fixed yield is shifted within  $\pm 1\sigma$  of statistical uncertainty. For the other background shape, the alternative background shapes are chosen

TABLE I. The multiplicative systematic uncertainties.

Source	Uncertainty (%)
Tracking efficiency	1.8
PID efficiency	3.1
ST fit	1.6
Tag bias	0.3
Selection criteria	3.2
MC model	6.8
Total	8.5



to be the one derived from inclusive MC sample after excluding peaking background components, and a first- or second-order Chebyshev polynomial function. Since these uncertainties are obtained with a very limited sample, they may not follow the Gaussian distribution and will be treated conservatively [36].

## V. RESULTS

As there is no significant signal observed in data, the upper limit on the branching fraction  $\mathcal{B}(\Xi^0 \rightarrow \Sigma^- e^+ \nu_e)$  is set using a Bayesian method described in Ref. [37]. We perform a series of maximum-likelihood fits to the  $M_{BC}$  distribution with signal yield  $n$  fixed to a scan value, and obtain the corresponding maximum-likelihood values to form a discrete-likelihood distribution  $\mathcal{L}(n)$ . For the systematic uncertainties, the additive items are firstly incorporated by varying the DT fit method, and the most conservative upper-limit result is retained. Then the likelihood distribution is smeared with the multiplicative uncertainty by

$$\mathcal{L}'(n) \propto \int_0^1 \mathcal{L}\left(n \cdot \frac{\epsilon}{\epsilon_0}\right) e^{-\frac{(\epsilon-\epsilon_0)^2}{2\sigma_\epsilon^2}} d\epsilon, \quad (5)$$

as shown in Fig. 4, where  $\epsilon_0$  is the nominal DT efficiency and  $\sigma_\epsilon$  is the multiplicative uncertainty corresponding to the efficiency value. By integrating  $\mathcal{L}'(n)$  curve up to 90% of the area in the  $n > 0$  region and calculating the corresponding branching fraction using Eq. (1), the upper limit on the branching fraction of  $\Xi^0 \rightarrow \Sigma^- e^+ \nu_e$  at the 90% confidence level is set to be  $1.6 \times 10^{-4}$ .

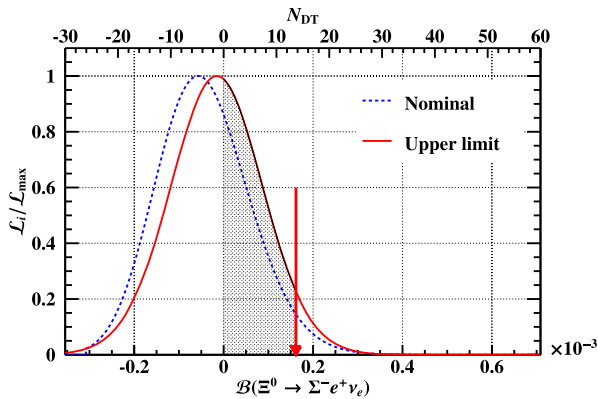


FIG. 4. The normalized-likelihood distributions before and after incorporating systematic uncertainties. The blue dashed curve represents the raw-likelihood distribution. The red solid curve represents the updated likelihood distribution after incorporating the systematic uncertainties. The top  $x$  axis is for the number of signal events and the bottom  $x$  axis is for the corresponding branching fraction. The shadowed area represents the integration region and the red arrow indicates the upper limits at the 90% confidence level.

## VI. SUMMARY

Based on  $(1.0087 \pm 0.0044) \times 10^{10} J/\psi$  events collected with the BESIII detector at the BEPCII collider, a search for  $\Delta S = \Delta Q$ -violating hyperon semileptonic decay  $\Xi^0 \rightarrow \Sigma^- e^+ \nu_e$  is performed. No significant signal is observed and the upper limit on its decay branching fraction is set to be  $\mathcal{B}(\Xi^0 \rightarrow \Sigma^- e^+ \nu_e) < 1.6 \times 10^{-4}$  at the 90% confidence level. Compared with the previous experimental result [12], the upper limit is improved by about an order of magnitude. This search could shed light on new studies of hyperon  $\Delta S = \Delta Q$ -violating decays, and other rare and forbidden hyperon decays both theoretically and experimentally.

## ACKNOWLEDGMENTS

The BESIII Collaboration thanks the staff of BEPCII and the IHEP computing center for their strong support. This work is supported in part by National Key R&D Program of China under Contracts No. 2020YFA0406400 and No. 2020YFA0406300; National Natural Science Foundation of China (NSFC) under Contracts No. 11635010, No. 11735014, No. 11835012, No. 11935015, No. 11935016, No. 11935018, No. 11961141012, No. 12022510, No. 12025502, No. 12035009, No. 12035013, No. 12192260, No. 12192261, No. 12192262, No. 12192263, No. 12192264, and No. 12192265; the Chinese Academy of Sciences (CAS) Large-Scale Scientific Facility Program; Joint Large-Scale Scientific Facility Funds of the NSFC and CAS under Contract No. U1832207; CAS Key Research Program of Frontier Sciences under Contract No. QYZDJ-SSW-SLH040; 100 Talents Program of CAS; The Institute of Nuclear and Particle Physics (INPAC) and Shanghai Key Laboratory for Particle Physics and Cosmology; ERC under Contract No. 758462; European Union's Horizon 2020 research and innovation programme under Marie Skłodowska-Curie grant agreement under Contract No. 894790; German Research Foundation DFG under Contracts No. 443159800, Collaborative Research Center CRC 1044, Contract No. GRK 2149; Istituto Nazionale di Fisica Nucleare, Italy; Ministry of Development of Turkey under Contract No. DPT2006K-120470; National Science and Technology fund; National Science Research and Innovation Fund (NSRF) via the Program Management Unit for Human Resources & Institutional Development, Research and Innovation under Contract No. B16F640076; STFC (United Kingdom); Suranaree University of Technology (SUT), Thailand Science Research and Innovation (TSRI), and National Science Research and Innovation Fund (NSRF) under Contract No. 160355; The Royal Society, UK under Contracts Nos. DH140054, DH160214; The Swedish Research Council; U. S. Department of Energy under Contract No. DE-FG02-05ER41374.

- [1] J. F. Donoghue, B. R. Holstein, and S. W. Klimt, *Phys. Rev. D* **35**, 934 (1987).
- [2] R. Flores-Mendieta, E. E. Jenkins, and A. V. Manohar, *Phys. Rev. D* **58**, 094028 (1998).
- [3] T. N. Pham, *Phys. Rev. D* **87**, 016002 (2013).
- [4] G. S. Yang and H. C. Kim, *Phys. Rev. C* **92**, 035206 (2015).
- [5] R. P. Feynman and M. Gell-Mann, *Phys. Rev.* **109**, 193 (1958).
- [6] N. Cabibbo, *Phys. Rev. Lett.* **10**, 531 (1963).
- [7] N. Cabibbo, E. C. Swallow, and R. Winston, *Annu. Rev. Nucl. Part. Sci.* **53**, 39 (2003).
- [8] F. James, *J. Phys. (Paris), Colloq.* **32**, C3 (1971).
- [9] S. Bennett, D. Nygren, H. Saal, J. Steinberger, and J. Sunderland, *Phys. Rev. Lett.* **19**, 993 (1967).
- [10] J. Bernabeu, A. Di Domenico, and P. Villanueva-Perez, *J. High Energy Phys.* **10** (2015) 139.
- [11] A. Anastasi *et al.* (KLOE-2 Collaboration), *J. High Energy Phys.* **09** (2018) 021.
- [12] P. A. Zyla *et al.* (Particle Data Group), *Prog. Theor. Exp. Phys.* **2020**, 083C01 (2020) and 2021 update.
- [13] N. Yeh, A. Gaigalas, W. D. Smith, H. Zendle, C. Baltay, A. Bridgewater, S. Csorna, W. A. Cooper, L. K. Gershwin, M. Habibi, and M. Kalelkar, *Phys. Rev. D* **10**, 3545 (1974).
- [14] H. B. Li, *Front. Phys.* **12**, 121301 (2017); **14**, 64001(E) (2019).
- [15] R. M. Baltrusaitis *et al.* (MARK-III Collaboration), *Phys. Rev. Lett.* **56**, 2140 (1986).
- [16] M. Ablikim *et al.* (BESIII Collaboration), *Phys. Rev. Lett.* **127**, 121802 (2021).
- [17] M. Ablikim *et al.* (BESIII Collaboration), *Phys. Rev. D* **104**, 072007 (2021).
- [18] M. Ablikim *et al.* (BESIII Collaboration), *Chin. Phys. C* **46**, 074001 (2022).
- [19] M. Ablikim *et al.* (BESIII Collaboration), *Nucl. Instrum. Methods Phys. Res., Sect. A* **614**, 345 (2010).
- [20] C. Yu *et al.*, in *Proceedings of IPAC2016, Busan, Korea, 2016, International Particle Accelerator Conference No. 7* (JACoW, Geneva, Switzerland, 2016), pp. 1014–1018.
- [21] X. Li *et al.*, *Radiat. Detect. Technol. Methods* **1**, 13 (2017); Y. X. Guo *et al.*, *Radiat. Detect. Technol. Methods* **1**, 15 (2017); P. Cao *et al.*, *Nucl. Instrum. Methods Phys. Res., Sect. A* **953**, 163053 (2020).
- [22] S. Agostinelli *et al.* (GEANT4 Collaboration), *Nucl. Instrum. Methods Phys. Res., Sect. A* **506**, 250 (2003).
- [23] S. Jadach, B. F. L. Ward, and Z. Was, *Phys. Rev. D* **63**, 113009 (2001); *Comput. Phys. Commun.* **130**, 260 (2000).
- [24] D. J. Lange, *Nucl. Instrum. Methods Phys. Res., Sect. A* **462**, 152 (2001); R. G. Ping, *Chin. Phys. C* **32**, 599 (2008).
- [25] J. C. Chen, G. S. Huang, X. R. Qi, D. H. Zhang, and Y. S. Zhu, *Phys. Rev. D* **62**, 034003 (2000); R. L. Yang, R. G. Ping, and H. Chen, *Chin. Phys. Lett.* **31**, 061301 (2014).
- [26] E. Richter-Was, *Phys. Lett. B* **303**, 163 (1993).
- [27] M. Ablikim *et al.* (BESIII Collaboration), *Phys. Lett. B* **770**, 217 (2017).
- [28] M. Ablikim *et al.* (BESIII Collaboration), *Nat. Phys.* **17**, 1200 (2021).
- [29] D. M. Asner *et al.*, *Int. J. Mod. Phys. A* **24**, 23 (2009).
- [30] G. Punzi, eConf **C030908**, MODT002 (2003), <https://www.slac.stanford.edu/econf/C030908/papers/MODT002.pdf>.
- [31] X. Y. Zhou, S. X. Du, G. Li, and C. P. Shen, *Comput. Phys. Commun.* **258**, 107540 (2021).
- [32] M. Ablikim *et al.* (BESIII Collaboration), *Phys. Rev. D* **86**, 032008 (2012).
- [33] M. Ablikim *et al.* (BESIII Collaboration), *Phys. Rev. D* **99**, 072006 (2019).
- [34] M. Ablikim *et al.* (BESIII Collaboration), *Phys. Rev. D* **104**, 032001 (2021).
- [35] R. M. Wang, M. Z. Yang, H. B. Li, and X. D. Cheng, *Phys. Rev. D* **100**, 076008 (2019).
- [36] M. Ablikim *et al.* (BESIII Collaboration), *Phys. Rev. D* **103**, 092004 (2021).
- [37] K. Stenson, arXiv:physics/0605236.