

University of Groningen

Observation of the γ (4230) and evidence for a new vector charmoniumlike state γ (4710) in $e^+e^- \rightarrow K_S^0 K_S^0 J/\psi$

BESIII Collaboration; Kalantar-Nayestanaki, N.; Kappert, R.; Kavatsyuk, M.; Messchendorp, J.; Rodin, V.

Published in:
Physical Review D

DOI:
[10.1103/PhysRevD.107.092005](https://doi.org/10.1103/PhysRevD.107.092005)

IMPORTANT NOTE: You are advised to consult the publisher's version (publisher's PDF) if you wish to cite from it. Please check the document version below.

Document Version
Publisher's PDF, also known as Version of record

Publication date:
2023

[Link to publication in University of Groningen/UMCG research database](#)

Citation for published version (APA):

BESIII Collaboration, Kalantar-Nayestanaki, N., Kappert, R., Kavatsyuk, M., Messchendorp, J., & Rodin, V. (2023). Observation of the γ (4230) and evidence for a new vector charmoniumlike state γ (4710) in $e^+e^- \rightarrow K_S^0 K_S^0 J/\psi$. *Physical Review D*, 107(9), Article 092005. <https://doi.org/10.1103/PhysRevD.107.092005>

Copyright

Other than for strictly personal use, it is not permitted to download or to forward/distribute the text or part of it without the consent of the author(s) and/or copyright holder(s), unless the work is under an open content license (like Creative Commons).

The publication may also be distributed here under the terms of Article 25fa of the Dutch Copyright Act, indicated by the "Taverne" license. More information can be found on the University of Groningen website: <https://www.rug.nl/library/open-access/self-archiving-pure/taverne-amendment>.

Take-down policy

If you believe that this document breaches copyright please contact us providing details, and we will remove access to the work immediately and investigate your claim.

Downloaded from the University of Groningen/UMCG research database (Pure): <http://www.rug.nl/research/portal>. For technical reasons the number of authors shown on this cover page is limited to 10 maximum.

Observation of the $Y(4230)$ and evidence for a new vector charmoniumlike state $Y(4710)$ in $e^+e^- \rightarrow K_S^0 K_S^0 J/\psi$

M. Ablikim,¹ M. N. Achasov,^{11,b} P. Adlarson,⁷⁰ M. Albrecht,⁴ R. Aliberti,³¹ A. Amoroso,^{69a,69c} M. R. An,³⁵ Q. An,^{66,53} X. H. Bai,⁶¹ Y. Bai,⁵² O. Bakina,³² R. Baldini Ferroli,^{26a} I. Balossino,^{27a} Y. Ban,^{42,g} V. Batozskaya,^{1,40} D. Becker,³¹ K. Begzsuren,²⁹ N. Berger,³¹ M. Bertani,^{26a} D. Bettoni,^{27a} F. Bianchi,^{69a,69c} J. Bloms,⁶³ A. Bortone,^{69a,69c} I. Boyko,³² R. A. Briere,⁵ A. Brueggemann,⁶³ H. Cai,⁷¹ X. Cai,^{1,53} A. Calcaterra,^{26a} G. F. Cao,^{1,58} N. Cao,^{1,58} S. A. Cetin,^{57a} J. F. Chang,^{1,53} W. L. Chang,^{1,58} G. Chelkov,^{32,a} C. Chen,³⁹ Chao Chen,⁵⁰ G. Chen,¹ H. S. Chen,^{1,58} M. L. Chen,^{1,53} S. J. Chen,³⁸ S. M. Chen,⁵⁶ T. Chen,¹ X. R. Chen,^{28,58} X. T. Chen,¹ Y. B. Chen,^{1,53} Z. J. Chen,^{23,h} W. S. Cheng,^{69c} S. K. Choi,⁵⁰ X. Chu,³⁹ G. Cibinetto,^{27a} F. Cossio,^{69c} J. J. Cui,⁴⁵ H. L. Dai,^{1,53} J. P. Dai,⁷³ A. Dbeyssi,¹⁷ R. E. de Boer,⁴ D. Dedovich,³² Z. Y. Deng,¹ A. Denig,³¹ I. Denysenko,³² M. Destefanis,^{69a,69c} F. De Mori,^{69a,69c} Y. Ding,³⁶ J. Dong,^{1,53} L. Y. Dong,^{1,58} M. Y. Dong,^{1,53,58} X. Dong,⁷¹ S. X. Du,⁷⁵ P. Egorov,^{32,a} Y. L. Fan,⁷¹ J. Fang,^{1,53} S. S. Fang,^{1,58} W. X. Fang,¹ Y. Fang,¹ R. Farinelli,^{27a} L. Fava,^{69b,69c} F. Feldbauer,⁴ G. Felici,^{26a} C. Q. Feng,^{66,53} J. H. Feng,⁵⁴ K. Fischer,⁶⁴ M. Fritsch,⁴ C. Fritsch,⁶³ C. D. Fu,¹ H. Gao,⁵⁸ Y. N. Gao,^{42,g} Yang Gao,^{66,53} S. Garbolino,^{69c} I. Garzia,^{27a,27b} P. T. Ge,⁷¹ Z. W. Ge,³⁸ C. Geng,⁵⁴ E. M. Gersabeck,⁶² A. Gilman,⁶⁴ K. Goetzen,¹² L. Gong,³⁶ W. X. Gong,^{1,53} W. Gradl,³¹ M. Greco,^{69a,69c} L. M. Gu,³⁸ M. H. Gu,^{1,53} Y. T. Gu,¹⁴ C. Y. Guan,^{1,58} A. Q. Guo,^{28,58} L. B. Guo,³⁷ R. P. Guo,⁴⁴ Y. P. Guo,^{10,f} A. Guskov,^{32,a} T. T. Han,⁴⁵ W. Y. Han,³⁵ X. Q. Hao,¹⁸ F. A. Harris,⁶⁰ K. K. He,⁵⁰ K. L. He,^{1,58} F. H. Heinsius,⁴ C. H. Heinz,³¹ Y. K. Heng,^{1,53,58} C. Herold,⁵⁵ G. Y. Hou,^{1,58} Y. R. Hou,⁵⁸ Z. L. Hou,¹ H. M. Hu,^{1,58} J. F. Hu,^{51,i} T. Hu,^{1,53,58} Y. Hu,¹ G. S. Huang,^{66,53} K. X. Huang,⁵⁴ L. Q. Huang,^{28,58} X. T. Huang,⁴⁵ Y. P. Huang,¹ Z. Huang,^{42,g} T. Hussain,⁶⁸ N. Hüskens,^{25,31} W. Imoehl,²⁵ M. Irshad,^{66,53} J. Jackson,²⁵ S. Jaeger,⁴ S. Janchiv,²⁹ E. Jang,⁵⁰ J. H. Jeong,⁵⁰ Q. Ji,¹ Q. P. Ji,¹⁸ X. B. Ji,^{1,58} X. L. Ji,^{1,53} Y. Y. Ji,⁴⁵ Z. K. Jia,^{66,53} H. B. Jiang,⁴⁵ S. S. Jiang,³⁵ X. S. Jiang,^{1,53,58} Y. Jiang,⁵⁸ J. B. Jiao,⁴⁵ Z. Jiao,²¹ S. Jin,³⁸ Y. Jin,⁶¹ M. Q. Jing,^{1,58} T. Johansson,⁷⁰ N. Kalantar-Nayestanaki,⁵⁹ X. S. Kang,³⁶ R. Kappert,⁵⁹ M. Kavatsyuk,⁵⁹ B. C. Ke,⁷⁵ I. K. Keshk,⁴ A. Khoukaz,⁶³ R. Kiuchi,¹ R. Kliemt,¹² L. Koch,³³ O. B. Kolcu,^{57a} B. Kopf,⁴ M. Kuemmel,⁴ M. Kuessner,⁴ A. Kupsc,^{40,70} W. Kühn,³³ J. J. Lane,⁶² J. S. Lange,³³ P. Larin,¹⁷ A. Lavanaia,²⁴ L. Lavezzi,^{69a,69c} Z. H. Lei,^{66,53} H. Leithoff,³¹ M. Lellmann,³¹ T. Lenz,³¹ C. Li,³⁹ C. Li,⁴³ C. H. Li,³⁵ Cheng Li,^{66,53} D. M. Li,⁷⁵ F. Li,^{1,53} G. Li,¹ H. Li,⁴⁷ H. Li,^{66,53} H. B. Li,^{1,58} H. J. Li,¹⁸ H. N. Li,^{51,i} J. Q. Li,⁴ J. S. Li,⁵⁴ J. W. Li,⁴⁵ Ke Li,¹ L. J. Li,¹ L. K. Li,¹ Lei Li,³ M. H. Li,³⁹ P. R. Li,^{34,j,k} S. X. Li,¹⁰ S. Y. Li,⁵⁶ T. Li,⁴⁵ W. D. Li,^{1,58} W. G. Li,¹ X. H. Li,^{66,53} X. L. Li,⁴⁵ Xiaoyu Li,^{1,58} Y. G. Li,^{42,g} Z. X. Li,¹⁴ H. Liang,^{66,53} H. Liang,³⁰ H. Liang,^{1,58} Y. F. Liang,⁴⁹ Y. T. Liang,^{28,58} G. R. Liao,¹³ L. Z. Liao,⁴⁵ J. Libby,²⁴ A. Limphirat,⁵⁵ C. X. Lin,⁵⁴ D. X. Lin,^{28,58} T. Lin,¹ B. J. Liu,¹ C. X. Liu,¹ D. Liu,^{17,66} F. H. Liu,⁴⁸ Fang Liu,¹ Feng Liu,⁶ G. M. Liu,^{51,i} H. Liu,^{34,j,k} H. B. Liu,¹⁴ H. M. Liu,^{1,58} Huanhuan Liu,¹ Huihui Liu,¹⁹ J. B. Liu,^{66,53} J. L. Liu,⁶⁷ J. Y. Liu,^{1,58} K. Liu,¹ K. Y. Liu,³⁶ Ke Liu,²⁰ L. Liu,^{66,53} Lu Liu,³⁹ M. H. Liu,^{10,f} P. L. Liu,¹ Q. Liu,⁵⁸ S. B. Liu,^{66,53} T. Liu,^{10,f} W. K. Liu,³⁹ W. M. Liu,^{66,53} X. Liu,^{34,j,k} Y. Liu,^{34,j,k} Y. B. Liu,³⁹ Z. A. Liu,^{1,53,58} Z. Q. Liu,⁴⁵ X. C. Lou,^{1,53,58} F. X. Lu,⁵⁴ H. J. Lu,²¹ J. G. Lu,^{1,53} X. L. Lu,¹ Y. Lu,⁷ Y. P. Lu,^{1,53} Z. H. Lu,¹ C. L. Luo,³⁷ M. X. Luo,⁷⁴ T. Luo,^{10,f} X. L. Luo,^{1,53} X. R. Lyu,⁵⁸ Y. F. Lyu,³⁹ F. C. Ma,³⁶ H. L. Ma,¹ L. L. Ma,⁴⁵ M. M. Ma,^{1,58} Q. M. Ma,¹ R. Q. Ma,^{1,58} R. T. Ma,⁵⁸ X. Y. Ma,^{1,53} Y. Ma,^{42,g} F. E. Maas,¹⁷ M. Maggiora,^{69a,69c} S. Maldaner,⁴ S. Malde,⁶⁴ Q. A. Malik,⁶⁸ A. Mangoni,^{26b} Y. J. Mao,^{42,g} Z. P. Mao,¹ S. Marcello,^{69a,69c} Z. X. Meng,⁶¹ J. Messchendorp,^{12,59} G. Mezzadri,^{27a} H. Miao,¹ T. J. Min,³⁸ R. E. Mitchell,²⁵ X. H. Mo,^{1,53,58} N. Yu. Muchnoi,^{11,b} Y. Nefedov,³² F. Nerling,^{17,d} I. B. Nikolaev,^{11,b} Z. Ning,^{1,53} S. Nisar,^{9,l} Y. Niu,⁴⁵ S. L. Olsen,⁵⁸ Q. Ouyang,^{1,53,58} S. Pacetti,^{26b,26c} X. Pan,^{10,f} Y. Pan,⁵² A. Pathak,³⁰ M. Pelizaeus,⁴ H. P. Peng,^{66,53} K. Peters,^{12,d} J. L. Ping,³⁷ R. G. Ping,^{1,58} S. Plura,³¹ S. Pogodin,³² V. Prasad,^{66,53} F. Z. Qi,¹ H. Qi,^{66,53} H. R. Qi,⁵⁶ M. Qi,³⁸ T. Y. Qi,^{10,f} S. Qian,^{1,53} W. B. Qian,⁵⁸ Z. Qian,⁵⁴ C. F. Qiao,⁵⁸ J. J. Qin,⁶⁷ L. Q. Qin,¹³ X. P. Qin,^{10,f} X. S. Qin,⁴⁵ Z. H. Qin,^{1,53} J. F. Qiu,¹ S. Q. Qu,³⁹ S. Q. Qu,⁵⁶ K. H. Rashid,⁶⁸ C. F. Redmer,³¹ K. J. Ren,³⁵ A. Rivetti,^{69c} V. Rodin,⁵⁹ M. Rolo,^{69c} G. Rong,^{1,58} Ch. Rosner,¹⁷ S. N. Ruan,³⁹ H. S. Sang,⁶⁶ A. Sarantsev,^{32,c} Y. Schelhaas,³¹ C. Schmier,⁴ K. Schoenning,⁷⁰ M. Scodreggio,^{27a,27b} K. Y. Shan,^{10,f} W. Shan,²² X. Y. Shan,^{66,53} J. F. Shangguan,⁵⁰ L. G. Shao,^{1,58} M. Shao,^{66,53} C. P. Shen,^{10,f} H. F. Shen,^{1,58} X. Y. Shen,^{1,58} B. A. Shi,⁵⁸ H. C. Shi,^{66,53} J. Y. Shi,¹ q. q. Shi,⁵⁰ R. S. Shi,^{1,58} X. Shi,^{1,53} X. D. Shi,^{66,53} J. J. Song,¹⁸ W. M. Song,^{30,i} Y. X. Song,^{42,g} S. Sosio,^{69a,69c} S. Spataro,^{69a,69c} F. Stieler,³¹ K. X. Su,⁷¹ P. P. Su,⁵⁰ Y. J. Su,⁵⁸ G. X. Sun,¹ H. Sun,⁵⁸ H. K. Sun,¹ J. F. Sun,¹⁸ L. Sun,⁷¹ S. S. Sun,^{1,58} T. Sun,^{1,58} W. Y. Sun,³⁰ X. Sun,^{23,h} Y. J. Sun,^{66,53} Y. Z. Sun,¹ Z. T. Sun,⁴⁵ Y. H. Tan,⁷¹ Y. X. Tan,^{66,53} C. J. Tang,⁴⁹ G. Y. Tang,¹ J. Tang,⁵⁴ L. Y. Tao,⁶⁷ Q. T. Tao,^{23,h} M. Tat,⁶⁴ J. X. Teng,^{66,53} V. Thoren,⁷⁰ W. H. Tian,⁴⁷ Y. Tian,^{28,58} I. Uman,^{57b} B. Wang,¹ B. L. Wang,⁵⁸ C. W. Wang,³⁸ D. Y. Wang,^{42,g} F. Wang,⁶⁷ H. J. Wang,^{34,j,k} H. P. Wang,^{1,58} K. Wang,^{1,53} L. L. Wang,¹ M. Wang,⁴⁵ M. Z. Wang,^{42,g}

Meng Wang,^{1,58} S. Wang,¹³ S. Wang,^{10,f} T. Wang,^{10,f} T. J. Wang,³⁹ W. Wang,⁵⁴ W. H. Wang,⁷¹ W. P. Wang,^{66,53}
 X. Wang,^{42,g} X. F. Wang,^{34,j,k} X. L. Wang,^{10,f} Y. Wang,⁵⁶ Y. D. Wang,⁴¹ Y. F. Wang,^{1,53,58} Y. H. Wang,⁴³ Y. Q. Wang,¹
 Yaqian Wang,^{16,1} Z. Wang,^{1,53} Z. Y. Wang,^{1,58} Ziyi Wang,⁵⁸ D. H. Wei,¹³ F. Weidner,⁶³ S. P. Wen,¹ D. J. White,⁶²
 U. Wiedner,⁴ G. Wilkinson,⁶⁴ M. Wolke,⁷⁰ L. Wollenberg,⁴ J. F. Wu,^{1,58} L. H. Wu,¹ L. J. Wu,^{1,58} X. Wu,^{10,f}
 X. H. Wu,³⁰ Y. Wu,⁶⁶ Y. J. Wu,²⁸ Z. Wu,^{1,53} L. Xia,^{66,53} T. Xiang,^{42,g} D. Xiao,^{34,j,k} G. Y. Xiao,³⁸ H. Xiao,^{10,f} S. Y. Xiao,¹
 Y. L. Xiao,^{10,f} Z. J. Xiao,³⁷ C. Xie,³⁸ X. H. Xie,^{42,g} Y. Xie,⁴⁵ Y. G. Xie,^{1,53} Y. H. Xie,⁶ Z. P. Xie,^{66,53} T. Y. Xing,^{1,58}
 C. F. Xu,¹ C. J. Xu,⁵⁴ G. F. Xu,¹ H. Y. Xu,⁶¹ Q. J. Xu,¹⁵ X. P. Xu,⁵⁰ Y. C. Xu,⁵⁸ Z. P. Xu,³⁸ F. Yan,^{10,f} L. Yan,^{10,f}
 W. B. Yan,^{66,53} W. C. Yan,⁷⁵ H. J. Yang,^{46,e} H. L. Yang,³⁰ H. X. Yang,¹ L. Yang,⁴⁷ S. L. Yang,⁵⁸ Tao Yang,¹
 Y. F. Yang,³⁹ Y. X. Yang,^{1,58} Yifan Yang,^{1,58} M. Ye,^{1,53} M. H. Ye,⁸ J. H. Yin,¹ Z. Y. You,⁵⁴ B. X. Yu,^{1,53,58} C. X. Yu,³⁹
 G. Yu,^{1,58} T. Yu,⁶⁷ X. D. Yu,^{42,g} C. Z. Yuan,^{1,58} L. Yuan,² S. C. Yuan,¹ X. Q. Yuan,¹ Y. Yuan,^{1,58} Z. Y. Yuan,⁵⁴ C. X. Yue,³⁵
 A. A. Zafar,⁶⁸ F. R. Zeng,⁴⁵ X. Zeng,⁶ Y. Zeng,^{23,h} Y. H. Zhan,⁵⁴ A. Q. Zhang,¹ B. L. Zhang,¹ B. X. Zhang,¹
 D. H. Zhang,³⁹ G. Y. Zhang,¹⁸ H. Zhang,⁶⁶ H. H. Zhang,³⁰ H. H. Zhang,⁵⁴ H. Y. Zhang,^{1,53} J. L. Zhang,⁷²
 J. Q. Zhang,³⁷ J. W. Zhang,^{1,53,58} J. X. Zhang,^{34,j,k} J. Y. Zhang,¹ J. Z. Zhang,^{1,58} Jianyu Zhang,^{1,58}
 Jiawei Zhang,^{1,58} L. M. Zhang,⁵⁶ L. Q. Zhang,⁵⁴ Lei Zhang,³⁸ P. Zhang,¹ Q. Y. Zhang,^{35,75} Shuihan Zhang,^{1,58}
 Shulei Zhang,^{23,h} X. D. Zhang,⁴¹ X. M. Zhang,¹ X. Y. Zhang,⁴⁵ X. Y. Zhang,⁵⁰ Y. Zhang,⁶⁴ Y. T. Zhang,⁷⁵
 Y. H. Zhang,^{1,53} Yan Zhang,^{66,53} Yao Zhang,¹ Z. H. Zhang,¹ Z. Y. Zhang,³⁹ Z. Y. Zhang,⁷¹ G. Zhao,¹
 J. Zhao,³⁵ J. Y. Zhao,^{1,58} J. Z. Zhao,^{1,53} Lei Zhao,^{66,53} Ling Zhao,¹ M. G. Zhao,³⁹ S. J. Zhao,⁷⁵ Y. B. Zhao,^{1,53}
 Y. X. Zhao,^{28,58} Z. G. Zhao,^{66,53} A. Zhemchugov,^{32,a} B. Zheng,⁶⁷ J. P. Zheng,^{1,53} Y. H. Zheng,⁵⁸
 B. Zhong,³⁷ C. Zhong,⁶⁷ X. Zhong,⁵⁴ H. Zhou,⁴⁵ L. P. Zhou,^{1,58} X. Zhou,⁷¹ X. K. Zhou,⁵⁸
 X. R. Zhou,^{66,53} X. Y. Zhou,³⁵ Y. Z. Zhou,^{10,f} J. Zhu,³⁹ K. Zhu,¹ K. J. Zhu,^{1,53,58} L. X. Zhu,⁵⁸
 S. H. Zhu,⁶⁵ S. Q. Zhu,³⁸ T. J. Zhu,⁷² W. J. Zhu,^{10,f} Y. C. Zhu,^{66,53} Z. A. Zhu,^{1,58} and J. H. Zou¹

(BESIII Collaboration)

¹*Institute of High Energy Physics, Beijing 100049, People's Republic of China*²*Beihang University, Beijing 100191, People's Republic of China*³*Beijing Institute of Petrochemical Technology, Beijing 102617, People's Republic of China*⁴*Bochum Ruhr-University, D-44780 Bochum, Germany*⁵*Carnegie Mellon University, Pittsburgh, Pennsylvania 15213, USA*⁶*Central China Normal University, Wuhan 430079, People's Republic of China*⁷*Central South University, Changsha 410083, People's Republic of China*⁸*China Center of Advanced Science and Technology, Beijing 100190, People's Republic of China*⁹*COMSATS University Islamabad, Lahore Campus, Defence Road, Off Raiwind Road, 54000 Lahore, Pakistan*¹⁰*Fudan University, Shanghai 200433, People's Republic of China*¹¹*G.I. Budker Institute of Nuclear Physics SB RAS (BINP), Novosibirsk 630090, Russia*¹²*GSI Helmholtzcentre for Heavy Ion Research GmbH, D-64291 Darmstadt, Germany*¹³*Guangxi Normal University, Guilin 541004, People's Republic of China*¹⁴*Guangxi University, Nanning 530004, People's Republic of China*¹⁵*Hangzhou Normal University, Hangzhou 310036, People's Republic of China*¹⁶*Hebei University, Baoding 071002, People's Republic of China*¹⁷*Helmholtz Institute Mainz, Staudinger Weg 18, D-55099 Mainz, Germany*¹⁸*Henan Normal University, Xinxiang 453007, People's Republic of China*¹⁹*Henan University of Science and Technology, Luoyang 471003, People's Republic of China*²⁰*Henan University of Technology, Zhengzhou 450001, People's Republic of China*²¹*Huangshan College, Huangshan 245000, People's Republic of China*²²*Hunan Normal University, Changsha 410081, People's Republic of China*²³*Hunan University, Changsha 410082, People's Republic of China*²⁴*Indian Institute of Technology Madras, Chennai 600036, India*²⁵*Indiana University, Bloomington, Indiana 47405, USA*^{26a}*INFN Laboratori Nazionali di Frascati, I-00044, Frascati, Italy*^{26b}*INFN Sezione di Perugia, I-06100, Perugia, Italy*^{26c}*University of Perugia, I-06100, Perugia, Italy*

- ^{27a}INFN Sezione di Ferrara, I-44122, Ferrara, Italy
^{27b}University of Ferrara, I-44122, Ferrara, Italy
- ²⁸Institute of Modern Physics, Lanzhou 730000, People's Republic of China
- ²⁹Institute of Physics and Technology, Peace Avenue 54B, Ulaanbaatar 13330, Mongolia
- ³⁰Jilin University, Changchun 130012, People's Republic of China
- ³¹Johannes Gutenberg University of Mainz, Johann-Joachim-Becher-Weg 45, D-55099 Mainz, Germany
- ³²Joint Institute for Nuclear Research, 141980 Dubna, Moscow region, Russia
³³Justus-Liebig-Universitaet Giessen, II. Physikalisches Institut, Heinrich-Buff-Ring 16, D-35392 Giessen, Germany
- ³⁴Lanzhou University, Lanzhou 730000, People's Republic of China
- ³⁵Liaoning Normal University, Dalian 116029, People's Republic of China
- ³⁶Liaoning University, Shenyang 110036, People's Republic of China
- ³⁷Nanjing Normal University, Nanjing 210023, People's Republic of China
- ³⁸Nanjing University, Nanjing 210093, People's Republic of China
- ³⁹Nankai University, Tianjin 300071, People's Republic of China
- ⁴⁰National Centre for Nuclear Research, Warsaw 02-093, Poland
- ⁴¹North China Electric Power University, Beijing 102206, People's Republic of China
- ⁴²Peking University, Beijing 100871, People's Republic of China
- ⁴³Qufu Normal University, Qufu 273165, People's Republic of China
- ⁴⁴Shandong Normal University, Jinan 250014, People's Republic of China
- ⁴⁵Shandong University, Jinan 250100, People's Republic of China
- ⁴⁶Shanghai Jiao Tong University, Shanghai 200240, People's Republic of China
- ⁴⁷Shanxi Normal University, Linfen 041004, People's Republic of China
- ⁴⁸Shanxi University, Taiyuan 030006, People's Republic of China
- ⁴⁹Sichuan University, Chengdu 610064, People's Republic of China
- ⁵⁰Soochow University, Suzhou 215006, People's Republic of China
- ⁵¹South China Normal University, Guangzhou 510006, People's Republic of China
- ⁵²Southeast University, Nanjing 211100, People's Republic of China
- ⁵³State Key Laboratory of Particle Detection and Electronics, Beijing 100049, Hefei 230026, People's Republic of China
- ⁵⁴Sun Yat-Sen University, Guangzhou 510275, People's Republic of China
- ⁵⁵Suranaree University of Technology, University Avenue 111, Nakhon Ratchasima 30000, Thailand
- ⁵⁶Tsinghua University, Beijing 100084, People's Republic of China
- ^{57a}Turkish Accelerator Center Particle Factory Group, Istinye University, 34010, Istanbul, Turkey
- ^{57b}Near East University, Nicosia, North Cyprus, Mersin 10, Turkey
- ⁵⁸University of Chinese Academy of Sciences, Beijing 100049, People's Republic of China
- ⁵⁹University of Groningen, NL-9747 AA Groningen, The Netherlands
- ⁶⁰University of Hawaii, Honolulu, Hawaii 96822, USA
- ⁶¹University of Jinan, Jinan 250022, People's Republic of China
- ⁶²University of Manchester, Oxford Road, Manchester, M13 9PL, United Kingdom
- ⁶³University of Muenster, Wilhelm-Klemm-Strasse 9, 48149 Muenster, Germany
- ⁶⁴University of Oxford, Keble Road, Oxford OX13RH, United Kingdom
- ⁶⁵University of Science and Technology Liaoning, Anshan 114051, People's Republic of China
- ⁶⁶University of Science and Technology of China, Hefei 230026, People's Republic of China
- ⁶⁷University of South China, Hengyang 421001, People's Republic of China
- ⁶⁸University of the Punjab, Lahore-54590, Pakistan
- ^{69a}University of Turin and INFN, University of Turin, I-10125, Turin, Italy
- ^{69b}University of Eastern Piedmont, I-15121, Alessandria, Italy
- ^{69c}INFN, I-10125, Turin, Italy
- ⁷⁰Uppsala University, Box 516, SE-75120 Uppsala, Sweden
- ⁷¹Wuhan University, Wuhan 430072, People's Republic of China
- ⁷²Xinyang Normal University, Xinyang 464000, People's Republic of China
- ⁷³Yunnan University, Kunming 650500, People's Republic of China

⁷⁴Zhejiang University, Hangzhou 310027, People's Republic of China
⁷⁵Zhengzhou University, Zhengzhou 450001, People's Republic of China



(Received 12 January 2023; accepted 19 April 2023; published 8 May 2023)

Cross sections for the process $e^+e^- \rightarrow K_S^0 K_S^0 J/\psi$ at center-of-mass energies from 4.128 to 4.950 GeV are measured using data samples with a total integrated luminosity of 21.2 fb^{-1} collected by the BESIII detector operating at the BEPCII storage ring. The $Y(4230)$ state is observed in the energy dependence of the $e^+e^- \rightarrow K_S^0 K_S^0 J/\psi$ cross section for the first time with a statistical significance of 26.0σ . In addition, an enhancement around 4.710 GeV, labeled as the $Y(4710)$, is seen with a statistical significance of 4.2σ . There is no clear structure around 4.484 GeV. Using a fit with a coherent sum of three Breit-Wigner functions, we determine the mass and width of the $Y(4230)$ state to be $4226.9 \pm 6.6 \pm 22.0 \text{ MeV}/c^2$ and $71.7 \pm 16.2 \pm 32.8 \text{ MeV}$, respectively, and the mass and width of the $Y(4710)$ state to be $4704.0 \pm 52.3 \pm 69.5 \text{ MeV}/c^2$ and $183.2 \pm 114.0 \pm 96.1 \text{ MeV}$, respectively, where the first uncertainties are statistical and the second are systematic. In addition, the average Born cross section ratio $\frac{\sigma_{\text{Born}}(e^+e^- \rightarrow K_S^0 K_S^0 J/\psi)}{\sigma_{\text{Born}}(e^+e^- \rightarrow K^+ K^- J/\psi)}$ is measured to be $0.388_{-0.028}^{+0.035} \pm 0.016$, or $0.426_{-0.031}^{+0.038} \pm 0.018$ if three-body phase space is considered.

DOI: 10.1103/PhysRevD.107.092005

I. INTRODUCTION

In the past two decades, a series of charmoniumlike states have been discovered that do not fit into the spectrum

^aAlso at the Moscow Institute of Physics and Technology, Moscow 141700, Russia.

^bAlso at the Novosibirsk State University, Novosibirsk, 630090, Russia.

^cAlso at the NRC “Kurchatov Institute,” PNPI, 188300, Gatchina, Russia.

^dAlso at Goethe University Frankfurt, 60323 Frankfurt am Main, Germany.

^eAlso at Key Laboratory for Particle Physics, Astrophysics and Cosmology, Ministry of Education; Shanghai Key Laboratory for Particle Physics and Cosmology; Institute of Nuclear and Particle Physics, Shanghai 200240, People's Republic of China.

^fAlso at Key Laboratory of Nuclear Physics and Ion-beam Application (MOE) and Institute of Modern Physics, Lanzhou University, Shanghai 200443, People's Republic of China.

^gAlso at State Key Laboratory of Nuclear Physics and Technology, Peking University, Beijing 100871, People's Republic of China.

^hAlso at School of Physics and Electronics, Hunan University, Changsha 410082, China.

ⁱAlso at Guangdong Provincial Key Laboratory of Nuclear Science, Institute of Quantum Matter, South China Normal University, Guangzhou 510006, China.

^jAlso at Frontiers Science Center for Rare Isotopes, Lanzhou University, Lanzhou 730000, People's Republic of China.

^kAlso at Lanzhou Center for Theoretical Physics, Lanzhou University, Lanzhou 730000, People's Republic of China.

^lAlso at the Department of Mathematical Sciences, IBA, Karachi, Pakistan.

Published by the American Physical Society under the terms of the Creative Commons Attribution 4.0 International license. Further distribution of this work must maintain attribution to the author(s) and the published article's title, journal citation, and DOI. Funded by SCOAP³.

predicted by the conventional quark model [1]. The existence of these states challenges our understanding of both charmonium spectroscopy and QCD calculations [2,3]. In particular, the number of observed vector states with masses above open-charm threshold is more than that expected for conventional charmonium states, and this implies the existence of exotic states beyond the quark-antiquark meson picture. In addition to the three well-established charmonium states above the $\psi(3770)$, the $\psi(4040)$, $\psi(4160)$, and $\psi(4415)$ [4], other experimentally discovered Y states, such as the $Y(4230)$, overpopulate the conventional charmonium spectrum. These Y states have not yet been found to decay to $D\bar{D}$, although their masses are above $D\bar{D}$ threshold [5,6]. The $Y(4230)$ state was discovered via the process $e^+e^- \rightarrow \pi^+\pi^-J/\psi$ by the BABAR experiment [7] using initial state radiation (ISR) and then confirmed by the CLEO [8] and Belle experiments [9]. Several theoretical interpretations have been proposed for the $Y(4230)$ state, such as tetraquark [10], meson molecule [11,12], hadroquarkonium [13,14], hybrid meson [15–17], and others [18–21].

The BESIII experiment has previously studied Y states via e^+e^- cross section measurements using various hidden-charm decay modes, such as $e^+e^- \rightarrow \pi\pi J/\psi$ [22,23], $\pi^+\pi^-h_c$ [24], $\pi\pi\psi(2S)$ [25–27], $\omega\chi_{c0}$ [28,29], K^+K^-J/ψ [30,31]. Recently, in a study of the cross sections of the process $e^+e^- \rightarrow K^+K^-J/\psi$ at c.m. energies (\sqrt{s}) below 4.600 GeV, the BESIII experiment reported two structures, the $Y(4230)$ and $Y(4500)$ [31]. The K^+K^-J/ψ decay mode of the $Y(4230)$ state was first seen by the CLEO experiment [8] in 2006. Later, the Belle experiment measured the Born cross section of K^+K^-J/ψ via ISR [32,33], but failed to confirm the decay $Y(4230) \rightarrow K^+K^-J/\psi$ due to limited data sample size. The $Y(4500)$ is

a new structure that was first observed at BESIII with a statistical significance of 8σ and its mass and width were measured to be $4484.7 \pm 13.3 \pm 24.1$ MeV/ c^2 and $111.1 \pm 30.1 \pm 15.2$ MeV, respectively [31]. The neutral process $e^+e^- \rightarrow K_S^0 K_S^0 J/\psi$ is a good probe to investigate the $Y(4500)$ state. The Belle experiment measured the cross sections of $e^+e^- \rightarrow K_S^0 K_S^0 J/\psi$ [32,33], but only upper limits were given. Also, using data samples from $\sqrt{s} = 4.189$ to 4.600 MeV, corresponding to an integrated luminosity of 4.7 fb $^{-1}$, the BESIII experiment performed a measurement of the Born cross sections of $e^+e^- \rightarrow K_S^0 K_S^0 J/\psi$ at 14 energy points [30], and measured nonzero Born cross sections at seven of those energy points [30]. No structure was observed in the measured Born cross sections of $e^+e^- \rightarrow K_S^0 K_S^0 J/\psi$. In addition, Ref. [30] reported the Born cross section ratio of $e^+e^- \rightarrow K_S^0 K_S^0 J/\psi$ to $e^+e^- \rightarrow K^+ K^- J/\psi$ to be $\frac{\sigma_{\text{Born}}(K_S^0 K_S^0 J/\psi)}{\sigma_{\text{Born}}(K^+ K^- J/\psi)} = 0.370_{-0.058}^{+0.064} \pm 0.042$, where the first uncertainty is statistical and the second is systematic.

In this paper, we present a follow-up study of $e^+e^- \rightarrow K_S^0 K_S^0 J/\psi$ at \sqrt{s} from 4.128 to 4.950 GeV using data samples corresponding to a total integrated luminosity (\mathcal{L}) of 21.2 fb $^{-1}$ [34–37] collected at 36 energy points by the BESIII detector [38].

II. THE BESIII DETECTOR AND DATA SAMPLES

The BESIII detector [38] records symmetric e^+e^- collisions provided by the BEPCII storage ring [39] in the c.m. energy range from 2.0 to 4.95 GeV, with a peak luminosity of 1×10^{33} cm $^{-2}$ s $^{-1}$ achieved at $\sqrt{s} = 3.77$ GeV. BESIII has collected large data samples in this energy region [40]. The cylindrical core of the BESIII detector covers 93% of the full solid angle and consists of a helium-based multilayer drift chamber, a plastic scintillator time-of-flight system (TOF), and a CsI(Tl) electromagnetic calorimeter (EMC), which are all enclosed in a superconducting solenoidal magnet providing a 1.0 T magnetic field [41]. The solenoid is supported by an octagonal flux-return yoke with resistive plate counter muon identification modules interleaved with steel. The charged-particle momentum resolution at 1 GeV/ c is 0.5% , and the dE/dx resolution is 6% for electrons from Bhabha scattering. The EMC measures photon energies with a resolution of 2.5% (5%) at 1 GeV in the barrel (end cap) region. The time resolution in the TOF barrel region is 68 ps, while that in the end cap region is 110 ps. The end cap TOF system was upgraded in 2015 using multigap resistive plate chamber technology, providing a time resolution of 60 ps [42].

Simulated data samples produced with a GEANT4-based [43] Monte Carlo (MC) toolkit, which includes the geometric description of the BESIII detector and the detector response, are used to determine detection efficiencies and

to estimate backgrounds. The simulation models the beam energy spread and ISR in the e^+e^- annihilations with the generator KKMC [44,45]. The inclusive MC sample includes the production of open charm processes, the ISR production of vector charmonium(like) states, and the continuum processes incorporated in KKMC [44,45]. All particle decays are modelled with EvtGen [46,47] using branching fractions either taken from the Particle Data Group (PDG) [4], when available, or otherwise estimated with LUNDCHARM [48,49]. Final state radiation from charged final state particles is incorporated using PHOTOS [50]. Signal MC samples are generated for $e^+e^- \rightarrow K_S^0 K_S^0 J/\psi$ using EvtGen [46,47] and assuming a uniform distribution in the available phase space. KKMC [44,45] is used to calculate the ISR correction factors needed to convert an observed cross section to a Born cross section [51,52].

III. DATA ANALYSIS

We reconstruct the final state $K_S^0 K_S^0 J/\psi$, where the J/ψ decays into a lepton pair (e^+e^- or $\mu^+\mu^-$), and one K_S^0 decays into $\pi^+\pi^-$ while the other K_S^0 decays into either $\pi^+\pi^-$ or $\pi^0\pi^0$. For events with six charged tracks, full reconstruction is performed (the “two- K_S^0 ” reconstruction method). For events with four or five charged tracks, partial reconstruction is performed (the “one- K_S^0 ” reconstruction method).

A charged lepton candidate (e or μ) must have a distance of closest approach to the interaction point (IP) less than 10 cm along the z axis ($|V_z| < 10.0$ cm) and less than 1 cm in the transverse plane ($|V_{xy}| < 1$ cm), and a polar angle (θ) range of $|\cos \theta| < 0.93$. The z axis is the symmetry axis of the multilayer drift chamber, and θ is defined with respect to the z axis. In addition, the absolute momentum of a lepton candidate is required to be greater than 0.95 GeV/ c ($P > 0.95$ GeV/ c). A lepton with energy deposited in the calorimeter greater than 0.95 GeV is assigned as an electron, otherwise a muon.

A K_S^0 candidate is reconstructed from two oppositely charged tracks satisfying $|V_z| < 20$ cm and $P < 0.95$ GeV/ c . The two charged tracks are assigned as $\pi^+\pi^-$ without imposing further particle identification criteria. They are constrained to originate from a common vertex, and the decay length of the K_S^0 candidate is required to be greater than twice the vertex resolution away from the IP. The K_S^0 candidate is required to have an invariant mass of $\pi^+\pi^-$ within $(m_{K_S^0} - 3\sigma_{K_S^0}, m_{K_S^0} + 3\sigma_{K_S^0})$, where $m_{K_S^0}$ and $\sigma_{K_S^0}$ are the fitted mean and width of a signal Gaussian function fit to the signal MC samples. The value of $m_{K_S^0}$ increases from 497.6 to 498.0 MeV/ c^2 for different c.m. energies, while $\sigma_{K_S^0}$ varies from 1.3 to 2.4 MeV/ c^2 . The reconstructed K_S^0 mass spectra $M(K_S^0)$ are shown in Fig. 1.

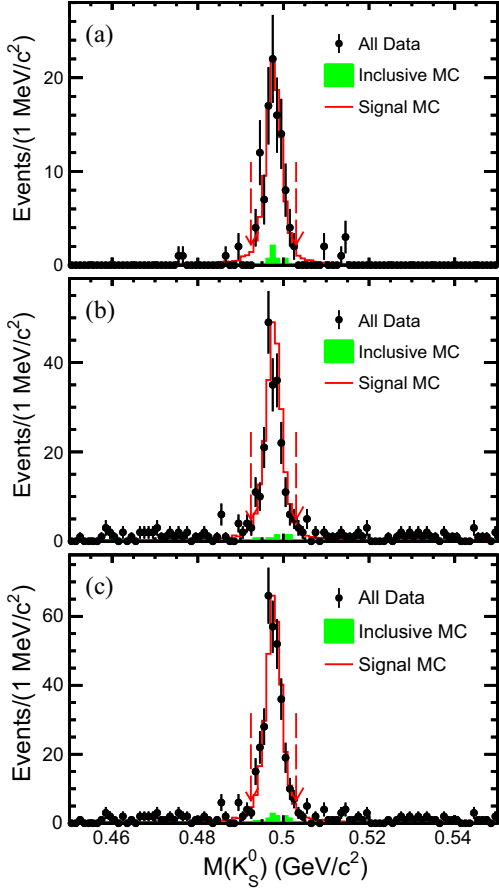


FIG. 1. The reconstructed K_S^0 mass $M(K_S^0)$ for (a) the two- K_S^0 reconstruction method, (b) the one- K_S^0 reconstruction method, and (c) both methods. Data from all c.m. energies are combined. The dots with error bars are data, the green filled histograms are the background from inclusive MC samples, and the red histograms are signal MC samples. The average signal regions are shown by the red arrows.

A photon candidate, originating from π^0 decay, is identified using showers in the EMC. The deposited energy of the shower must be more than 25 MeV in the barrel region ($|\cos\theta| < 0.8$), and more than 50 MeV in the end cap region ($0.86 < |\cos\theta| < 0.92$). To exclude a shower that originates from a charged track, the angle subtended by the EMC shower and the position of the closest charged track at the EMC must be greater than 10 degrees as measured from the IP. To suppress electronic noise and showers unrelated to the event, the difference between the EMC time and the event start time is required to be within $[0, 700]$ ns. For the case with four charged tracks (two charged pions and two leptons), the number of photons (N_γ) is required to be not less than 2.

To suppress potential background and improve resolution, a four-constraint (4C) kinematic fit is performed in the case of the two- K_S^0 reconstruction method, while a one-constraint (1C) kinematic fit is used in the one- K_S^0 reconstruction method. For the 4C fit, the total final-state

four-momentum is constrained to the initial c.m. system. For the 1C fit, the missing mass is constrained to the known K_S^0 mass. The χ^2 of the kinematic fit is required to be less than 200 for the 4C fit and less than 20 for the 1C fit. Both requirements on the χ^2 of the kinematic fit have been optimized using the figure-of-merit $\frac{S}{\sqrt{S+B}}$, where S is the signal yield that is estimated by the signal MC samples and normalized by the previously measured cross sections, and B is the background yield that is estimated by the inclusive MC samples and normalized according to the luminosities. The optimization is performed in the signal region, which is defined as $M(l^+l^-) \in (m_{J/\psi} - 3\sigma_{J/\psi}, m_{J/\psi} + 3\sigma_{J/\psi})$ for both the one- K_S^0 and two- K_S^0 reconstruction methods, where $M(l^+l^-)$ is the invariant mass of the lepton pair, and $m_{J/\psi}$ and $\sigma_{J/\psi}$ are the mean and width of a signal Gaussian function fit to the signal MC samples. The value of $m_{J/\psi}$ is around 3097.3 MeV/ c^2 , while $\sigma_{J/\psi}$ increases

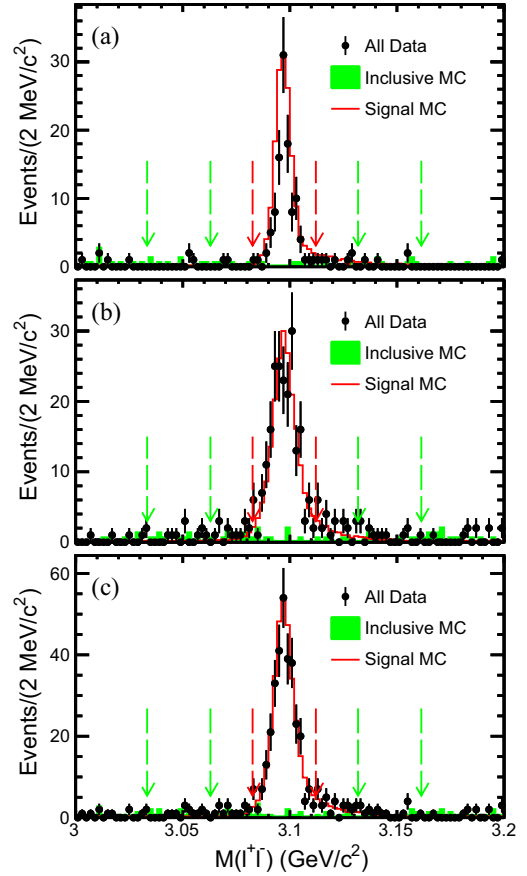


FIG. 2. The invariant mass of the lepton pair $M(l^+l^-)$ for (a) the two- K_S^0 reconstruction method, (b) the one- K_S^0 reconstruction method, and (c) both methods. Data from all c.m. energies are combined. The dots with error bars are data, the green filled histograms are the background from inclusive MC samples, and the red histograms are signal MC samples. The average signal regions are shown by the red arrows, and the average sideband regions are shown by the green arrows.

from 3.4 to 6.8 MeV/ c^2 for different c.m. energies. In addition, the sideband regions of $M(l^+l^-)$ are defined as $(m_{J/\psi} - 13\sigma_{J/\psi}, m_{J/\psi} - 7\sigma_{J/\psi})$ and $(m_{J/\psi} + 7\sigma_{J/\psi}, m_{J/\psi} + 13\sigma_{J/\psi})$. Therefore, the normalized ratio of sideband to signal regions is 0.50.

After imposing the above requirements, the $M(l^+l^-)$ distributions for all c.m. energies combined are shown in Fig. 2. Obvious J/ψ signal peaks can be seen. Figures 2(a) and 2(b) are for the two- K_S^0 and one- K_S^0 reconstruction methods, respectively. The numbers of signal events for all c.m. energies are estimated to be 107.4 ± 10.4 for the two- K_S^0 reconstruction method and 237.6 ± 16.9 for the one- K_S^0 reconstruction method, where the uncertainties are statistical only. The total number of signal events is then taken as the sum of those from the two reconstruction methods. According to studies based on all inclusive MC samples, there is no significant peaking background.

IV. CROSS SECTION

The Born cross section σ^{Born} at each c.m. energy is calculated using

$$\sigma^{\text{Born}} \equiv \frac{N_{\text{sig}}}{\mathcal{L}\epsilon\mathcal{B}_{J/\psi \rightarrow l^+l^-}(1+\delta)\delta^{\text{VP}}}, \quad (1)$$

where N_{sig} is the signal yield, calculated by subtracting the number of J/ψ sideband events from the number of J/ψ signal events; ϵ is the event selection efficiency obtained from phase-space modeled signal MC simulations, which includes the K_S^0 decay branching fractions; $\mathcal{B}_{J/\psi \rightarrow l^+l^-}$ is the PDG value of the branching fraction of the J/ψ decaying into a lepton pair [4]; $(1+\delta)$ is the ISR correction factor; and δ^{VP} is the vacuum polarization factor taken from Ref. [53]. Statistical uncertainties on the numbers of signal events are calculated using the Rolke method [54]. In the Rolke method [54], the background is assumed to obey a Poisson distribution. The values for ϵ and $(1+\delta)$ are estimated based on signal MC samples using an iterative weighting method [52]. In the iterations, we describe the dressed cross sections $\sigma^{\text{dress}} = \sigma^{\text{Born}}\delta^{\text{VP}}$ by a coherent sum of three Breit-Wigner functions, as described in the next paragraph. For energy points with statistical significance less than 3σ , upper limits are calculated at a 90% confidence level (CL) and include systematic uncertainties determined using the Rolke method [54] with an additional uncertainty on the efficiency. The measured Born cross sections are shown in Fig. 3(a), and the detailed quantities are shown in Table I. The Born cross section ratios $\frac{\sigma^{\text{Born}}(K_S^0 K_S^0 J/\psi)}{\sigma^{\text{Born}}(K^+ K^- J/\psi)}$ are shown in Fig. 3(b).

A maximum likelihood method is used to fit the dressed cross sections and determine the parameters of the resonant structures. Assuming $K_S^0 K_S^0 J/\psi$ is produced from three

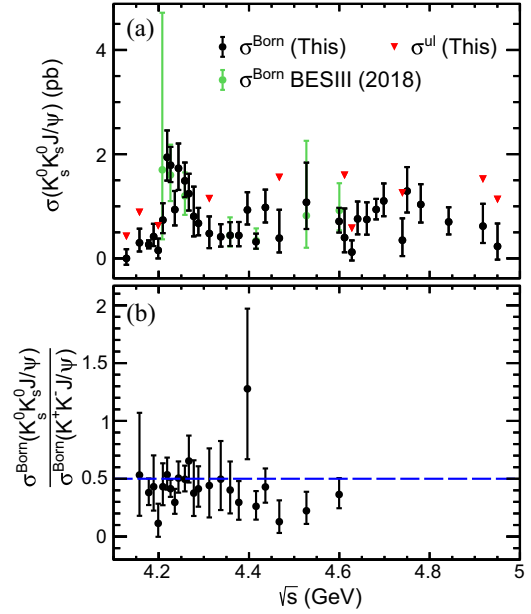


FIG. 3. (a) The Born cross sections and upper limits for $e^+e^- \rightarrow K_S^0 K_S^0 J/\psi$. (b) The ratio of $e^+e^- \rightarrow K_S^0 K_S^0 J/\psi$ to $e^+e^- \rightarrow K^+ K^- J/\psi$ Born cross sections. The green and black dots with error bars in (a) are the Born cross sections from the previous measurement of the BESIII experiment [30] and this work, respectively, while the red triangles are the upper limits from this work. The blue dashed line in (b) is the value expected from isospin symmetry, and the black dots with error bars are from this study. The upper limits are only for points where the Born cross section measured is insignificant given its uncertainty. The statistical and systematic uncertainties are included.

resonances, the cross section is parametrized as a coherent sum of three relativistic Breit-Wigner functions

$$\sigma^{\text{dress}} \equiv |BW_1 + BW_2 e^{i\phi_2} + BW_3 e^{i\phi_3}|^2, \quad (2)$$

where $BW_j \equiv \frac{M_j}{\sqrt{s}} \frac{\sqrt{12\pi(\Gamma_{ee}\mathcal{B})}\Gamma_j}{s-M_j^2+iM_j\Gamma_j} \sqrt{\frac{\Phi(\sqrt{s})}{\Phi(M_j)}}$ is the relativistic Breit-Wigner function with $j = 1, 2, \text{ or } 3$, and $\Phi(\sqrt{s})$ is the three-body phase-space factor. The mass M_2 and total width Γ_2 are fixed to those of the $Y(4500)$ [31], while the other parameters, i.e., the masses M_j , the total widths Γ_j , the products of the electronic partial width and the branching fraction to $K_S^0 K_S^0 J/\psi$ ($\Gamma_{ee}\mathcal{B}$) $_j$, and the relative phase ϕ_j between the three Breit-Wigner functions, are free. In the fit, the likelihood is constructed taking into consideration the fluctuations of the number of signal and background event and the uncorrelated systematic uncertainties. There are four solutions for the parameters ($\Gamma_{ee}\mathcal{B}$) $_j$ and ϕ_j as shown in Table II, and all the fit results are shown in Fig. 4.

Fitting the dressed cross sections with only two resonances [$Y(4230)$ and $Y(4710)$] yields a worse result, and the change of the likelihood value is $|\Delta(-2\ln L)| = 5.0$

TABLE I. The c.m. energies (\sqrt{s}), integrated luminosities (\mathcal{L}), signal yields (N_{sig}), upper limits of signal yields at the 90% CL (N_{ul}), background yields (N_{bkg}), event selection efficiencies (ϵ), ISR correction factors [$(1 + \delta)$], vacuum polarization factors (δ^{VP}), Born cross sections (σ^{Bom}), upper limits of cross section at the 90% CL for the energy points with statistical significance less than 3σ (σ^{ul}), and the Born cross section ratios ($\frac{\sigma^{\text{Bom}}(K_S^0 K_S^0 J/\psi)}{\sigma^{\text{Bom}}(K^+ K^- J/\psi)}$). The first uncertainties of σ^{Bom} are statistical, and the second ones systematic. The uncertainties of N_{sig} are only statistical.

\sqrt{s} (GeV)	\mathcal{L} (pb $^{-1}$)	N_{sig}	N_{ul}	N_{bkg}	ϵ (%)	$(1 + \delta)$	δ^{VP}	σ^{Bom} (pb)	σ^{ul} (pb)	$\frac{\sigma^{\text{Bom}}(K_S^0 K_S^0 J/\psi)}{\sigma^{\text{Bom}}(K^+ K^- J/\psi)}$
4.128	401.5	$0.0^{+1.0}_{-0.7}$	2.4	0.0	16.3	0.691	1.052	$0.00^{+0.18}_{-0.12} \pm 0.01$	0.5	...
4.157	408.7	$2.0^{+1.8}_{-1.1}$	5.9	0.0	18.4	0.706	1.053	$0.30^{+0.27}_{-0.16} \pm 0.03$	1.0	$0.532^{+0.538}_{-0.352} \pm 0.022$
4.178	3194.5	$15.0^{+4.4}_{-3.8}$...	1.0	19.8	0.711	1.054	$0.26^{+0.08}_{-0.07} \pm 0.03$...	$0.380^{+0.123}_{-0.108} \pm 0.016$
4.189	526.7	$4.0^{+2.3}_{-1.7}$...	0.0	20.2	0.712	1.056	$0.42^{+0.24}_{-0.18} \pm 0.04$...	$0.431^{+0.271}_{-0.207} \pm 0.018$
4.199	526.0	$1.5^{+2.2}_{-1.5}$	6.1	1.5	20.6	0.713	1.056	$0.15^{+0.23}_{-0.15} \pm 0.01$	0.7	$0.115^{+0.170}_{-0.116} \pm 0.005$
4.209	517.1	$7.0^{+3.0}_{-2.3}$...	0.0	20.4	0.716	1.057	$0.74^{+0.32}_{-0.24} \pm 0.07$...	$0.431^{+0.202}_{-0.160} \pm 0.018$
4.219	514.6	$19.0^{+4.7}_{-4.0}$...	0.0	20.9	0.721	1.056	$1.94^{+0.48}_{-0.41} \pm 0.18$...	$0.535^{+0.148}_{-0.129} \pm 0.022$
4.226	1100.9	$39.0^{+6.7}_{-6.0}$...	1.0	21.5	0.733	1.056	$1.79^{+0.31}_{-0.28} \pm 0.17$...	$0.414^{+0.078}_{-0.070} \pm 0.017$
4.236	530.3	$10.0^{+3.7}_{-3.1}$...	1.0	21.3	0.751	1.056	$0.94^{+0.35}_{-0.29} \pm 0.09$...	$0.296^{+0.117}_{-0.099} \pm 0.012$
4.244	538.1	$19.0^{+4.9}_{-4.2}$...	1.0	20.9	0.774	1.056	$1.73^{+0.45}_{-0.38} \pm 0.16$...	$0.505^{+0.145}_{-0.126} \pm 0.021$
4.258	828.4	$26.0^{+5.6}_{-4.9}$...	1.0	20.4	0.821	1.054	$1.49^{+0.32}_{-0.28} \pm 0.14$...	$0.496^{+0.118}_{-0.105} \pm 0.021$
4.267	531.1	$14.0^{+4.1}_{-3.4}$...	0.0	19.9	0.851	1.053	$1.24^{+0.36}_{-0.30} \pm 0.12$...	$0.654^{+0.220}_{-0.186} \pm 0.027$
4.278	175.7	$3.0^{+2.1}_{-1.4}$...	0.0	19.0	0.885	1.053	$0.81^{+0.56}_{-0.38} \pm 0.08$...	$0.376^{+0.284}_{-0.198} \pm 0.016$
4.288	502.4	$7.0^{+3.0}_{-2.3}$...	0.0	18.0	0.914	1.053	$0.67^{+0.29}_{-0.22} \pm 0.06$...	$0.413^{+0.195}_{-0.155} \pm 0.017$
4.312	501.0	$5.0^{+3.4}_{-2.9}$	12.0	3.0	17.2	0.968	1.052	$0.48^{+0.32}_{-0.28} \pm 0.05$	1.2	$0.442^{+0.321}_{-0.276} \pm 0.018$
4.337	505.0	$4.5^{+2.6}_{-2.0}$...	0.5	17.1	1.002	1.051	$0.41^{+0.24}_{-0.18} \pm 0.04$...	$0.496^{+0.330}_{-0.267} \pm 0.021$
4.358	543.9	$5.5^{+3.1}_{-2.5}$...	1.5	18.0	1.011	1.051	$0.44^{+0.25}_{-0.20} \pm 0.04$...	$0.403^{+0.246}_{-0.203} \pm 0.017$
4.377	522.7	$5.0^{+2.9}_{-2.3}$...	1.0	17.4	0.997	1.051	$0.44^{+0.26}_{-0.20} \pm 0.04$...	$0.296^{+0.184}_{-0.150} \pm 0.012$
4.396	507.8	$10.5^{+3.7}_{-3.0}$...	0.5	18.3	0.966	1.051	$0.93^{+0.33}_{-0.27} \pm 0.09$...	$1.278^{+0.693}_{-0.609} \pm 0.053$
4.416	1090.7	$8.0^{+3.8}_{-3.3}$...	3.0	19.9	0.915	1.052	$0.32^{+0.15}_{-0.13} \pm 0.03$...	$0.262^{+0.132}_{-0.115} \pm 0.011$
4.436	569.9	$12.5^{+4.2}_{-3.5}$...	1.5	20.7	0.862	1.054	$0.98^{+0.33}_{-0.27} \pm 0.09$...	$0.429^{+0.160}_{-0.136} \pm 0.018$
4.467	111.1	$1.0^{+1.4}_{-0.7}$	4.0	0.0	22.6	0.816	1.055	$0.39^{+0.54}_{-0.27} \pm 0.04$	1.7	$0.129^{+0.185}_{-0.097} \pm 0.005$
4.527	112.1	$3.0^{+2.1}_{-1.4}$...	0.0	21.7	0.913	1.054	$1.08^{+0.75}_{-0.50} \pm 0.10$...	$0.223^{+0.164}_{-0.114} \pm 0.009$
4.600	586.9	$10.5^{+3.7}_{-3.0}$...	0.5	19.4	1.031	1.055	$0.71^{+0.25}_{-0.20} \pm 0.07$...	$0.364^{+0.142}_{-0.119} \pm 0.015$
4.612	103.8	$1.0^{+1.4}_{-0.7}$	4.0	0.0	19.0	1.013	1.055	$0.40^{+0.56}_{-0.28} \pm 0.04$	1.7	...
4.628	521.5	$1.5^{+2.8}_{-2.0}$	7.2	3.5	19.4	0.977	1.054	$0.12^{+0.22}_{-0.16} \pm 0.01$	0.6	...
4.641	552.4	$10.0^{+4.3}_{-3.8}$...	4.0	20.1	0.944	1.054	$0.76^{+0.33}_{-0.29} \pm 0.07$
4.661	529.6	$9.5^{+4.1}_{-3.6}$...	3.5	21.3	0.897	1.054	$0.75^{+0.32}_{-0.28} \pm 0.07$
4.682	1669.3	$37.5^{+7.3}_{-6.7}$...	7.5	22.0	0.864	1.054	$0.94^{+0.18}_{-0.17} \pm 0.09$
4.698	536.5	$14.5^{+4.2}_{-3.6}$...	0.5	22.7	0.858	1.055	$1.10^{+0.32}_{-0.27} \pm 0.10$
4.740	164.3	$1.5^{+1.8}_{-1.3}$	5.4	0.5	23.6	0.880	1.055	$0.35^{+0.42}_{-0.30} \pm 0.03$	1.4	...
4.750	367.2	$12.5^{+4.3}_{-3.8}$...	2.5	23.5	0.892	1.055	$1.29^{+0.44}_{-0.39} \pm 0.12$
4.780	512.8	$14.0^{+5.1}_{-4.5}$...	6.0	22.6	0.927	1.055	$1.03^{+0.38}_{-0.33} \pm 0.10$
4.842	527.3	$10.0^{+3.9}_{-3.3}$...	2.0	21.5	1.000	1.056	$0.70^{+0.27}_{-0.23} \pm 0.07$
4.918	208.1	$3.5^{+2.4}_{-1.8}$	8.6	0.5	20.3	1.063	1.056	$0.62^{+0.42}_{-0.32} \pm 0.06$	1.7	...
4.950	160.4	$1.0^{+1.9}_{-1.1}$	4.9	1.0	19.8	1.083	1.056	$0.23^{+0.44}_{-0.25} \pm 0.02$	1.2	...

TABLE II. The fitted parameters of the measured cross sections of $e^+e^- \rightarrow K_S^0 K_S^0 J/\psi$, where the first uncertainties are statistical and the second are systematic. The M_{4230} , Γ_{4230} , and $(\Gamma_{ee}\mathcal{B})_{4230}$ parameters are the mass, width, and $\Gamma_{ee}\mathcal{B}$ for the $Y(4230)$ state; the M_{4500} , Γ_{4500} , $(\Gamma_{ee}\mathcal{B})_{4500}$, and ϕ_2 parameters are for the $Y(4500)$ state; and the M_{4710} , Γ_{4710} , $(\Gamma_{ee}\mathcal{B})_{4710}$, and ϕ_{4710} parameters are for the $Y(4710)$ state. The values of the mass and width are the parameters for all the four solutions. The means of mass and width of the $Y(4500)$ state are taken from Ref. [31].

Parameter	Solution I	Solution II	Solution III	Solution IV
M_{4230} (MeV/ c^2)		$4226.9 \pm 6.6 \pm 22.0$		
Γ_{4230} (MeV)		$71.7 \pm 16.2 \pm 32.8$		
$(\Gamma_{ee}\mathcal{B})_{4230}$ (eV)	$0.13 \pm 0.02 \pm 0.05$	$0.14 \pm 0.03 \pm 0.06$	$0.18 \pm 0.05 \pm 0.07$	$0.20 \pm 0.04 \pm 0.07$
M_{4500} (MeV/ c^2) (fixed)		$4484.7 \pm 13.3 \pm 24.1$ [Ref. [31]]		
Γ_{4500} (MeV) (fixed)		$111.1 \pm 30.1 \pm 15.2$ [Ref. [31]]		
$(\Gamma_{ee}\mathcal{B})_{4500}$ (eV)	$0.08 \pm 0.09 \pm 0.04$	$0.17 \pm 0.14 \pm 0.05$	$0.31 \pm 0.26 \pm 0.11$	$0.68 \pm 0.24 \pm 0.18$
ϕ_{4500} (rad)	$1.02 \pm 0.57 \pm 0.56$	$1.74 \pm 1.11 \pm 0.46$	$4.26 \pm 0.76 \pm 0.91$	$4.98 \pm 0.31 \pm 0.74$
M_{4710} (MeV/ c^2)		$4704.0 \pm 52.3 \pm 69.5$		
Γ_{4710} (MeV)		$183.2 \pm 114.0 \pm 96.1$		
$(\Gamma_{ee}\mathcal{B})_{4710}$ (eV)	$0.12 \pm 0.09 \pm 0.11$	$0.68 \pm 0.26 \pm 0.21$	$0.18 \pm 0.20 \pm 0.10$	$1.04 \pm 0.60 \pm 0.35$
ϕ_{4710} (rad)	$0.92 \pm 0.99 \pm 0.84$	$5.37 \pm 0.46 \pm 0.95$	$5.38 \pm 1.02 \pm 0.80$	$3.55 \pm 0.27 \pm 1.03$

compared to the three-resonance hypothesis. Taking the change in the number of degrees of freedom (2) into account, the statistical significance for the assumption of three resonant structures over the assumption of two resonant structures is 1.4σ , which indicates the $Y(4500)$ has little influence on the fits. To estimate the statistical significance of the third resonant structure, we fit the dressed cross section with the coherent sum of BW_1 and BW_2 , where BW_1 and BW_2 are used to describe the resonances $Y(4230)$ and $Y(4500)$, respectively. This fit gives a worse result as well, and the change of the likelihood value is $|\Delta(-2 \ln L)| = 26.3$. Taking the change in the number of degrees of freedom (4) into account, the statistical significance of $Y(4710)$ is 4.2σ . The significance of the third resonant structure becomes 4.0σ after taking into consideration the systematic uncertainties of the dressed cross sections.

V. SYSTEMATIC UNCERTAINTY

The systematic uncertainties in the cross section measurement mainly come from the MC simulation model, the kinematic fit, the detection efficiency, the ISR correction factor, the lepton pair mass resolution, the luminosity, and the branching fraction of $J/\psi \rightarrow e^+e^-/\mu^+\mu^-$.

The systematic uncertainty due to the MC simulation model is assigned as the maximum difference between the nominal and data-weighted efficiency. Using the control sample $e^+e^- \rightarrow K^+K^-J/\psi$, we calculate the nominal efficiency directly based on the simulated exclusive MC samples. To estimate the data-weighted efficiency, we divide the invariant mass of the K^+K^- or KJ/ψ system into 10 intervals, and define the data-weighted efficiency as

$\sum N_i^{\text{data}} / \sum (N_i^{\text{data}} \epsilon_i)$, where N_i^{data} and ϵ_i are the number of signal events from data and the efficiency from signal MC in the i th interval, respectively. We find a maximum efficiency difference of 6.8%.

The uncertainty due to the inaccurate simulation of the tracking resolution is estimated by correcting the helix parameters of the simulated charged tracks to match the resolution found in data, and changing the requirement on the χ^2 from the kinematic fit. To reduce the influence of data sample sizes, we add all the data together to estimate the differences of the ratios of number of signal events to weighted efficiency when changing the χ^2 requirement, and the maximum difference (3.7%) is assigned as the systematic uncertainty due to the kinematic fit.

Sources of systematic uncertainty from the detection efficiency include systematic uncertainties in K_S^0 reconstruction (2.0% per K_S^0) [30], tracking efficiency (1.0% per track), and photon reconstruction (1.0% per photon) [55]. In addition, to account for the systematic uncertainty from the requirement on the number of photons in the four charged tracks reconstruction case, we compare the ratio of the number of events from MC simulations to data for different N_γ requirements and assign the maximum difference of 1.1% as the systematic uncertainty. The uncertainties from the two reconstruction methods are summed in quadrature to take the detection efficiencies into consideration.

To estimate the systematic uncertainty due to the choice of fit function in the ISR correction iterations, we replace the description of the default dressed cross section line shape with the coherent sum of three Breit-Wigner functions and a phase-space function, or the coherent sum of two Breit-Wigner functions. In addition, we free all

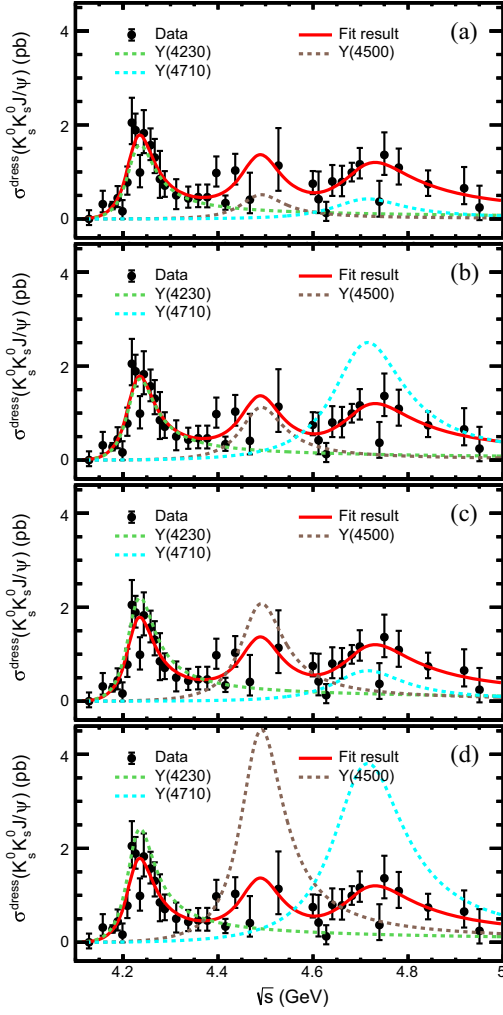


FIG. 4. Maximum likelihood fits to the dressed cross sections of $e^+e^- \rightarrow K_S^0 K_S^0 J/\psi$. The four solutions are shown separately in panels (a)–(d). The dots with error bars are the dressed cross sections of $e^+e^- \rightarrow K_S^0 K_S^0 J/\psi$; the red solid curves are the fit results using a coherent sum of three Breit-Wigner functions; and the green, brown, and the cyan dashed curves show the contributions of the $Y(4230)$, $Y(4500)$, and $Y(4710)$ states, respectively. The mass and width of the $Y(4500)$ state are fixed. The statistical and uncorrelated systematic uncertainties are included.

parameters in the coherent sum of three Breit-Wigner functions, and describe the background by a second order polynomial function. The maximum difference due to the line shape is 2.7%, which is assigned as the systematic uncertainty due to the ISR correction factor.

The systematic uncertainty from the J/ψ mass window is caused by the $M(l^+l^-)$ resolution differences of data and MC simulations. To account for the differences in J/ψ mass resolution, we smear the width of the J/ψ peak in the signal MC samples, and the changes in the event selection efficiencies are less than 1.0%, which is assigned as the systematic uncertainty due to the J/ψ mass window. The systematic uncertainty from the luminosity is 0.6% based on studies of Bhabha events [34,36,37]. The systematic

TABLE III. The relative systematic uncertainties for the cross sections of the process $e^+e^- \rightarrow K_S^0 K_S^0 J/\psi$.

Source	Systematic uncertainty (%)
MC model	6.8
Kinematic fit	3.7
K_S^0 reconstruction	3.6
Tracking	2.0
Photon reconstruction	2.0
$(1 + \delta)$	2.7
J/ψ mass window	1.0
Luminosity	0.6
Branching fraction	0.4
Total	9.5

uncertainties from the branching fractions of $K_S^0 \rightarrow \pi^+ \pi^-$ and $K_S^0 \rightarrow \pi^0 \pi^0$ with $\pi^0 \rightarrow \gamma\gamma$ are taken from the PDG [4].

All sources of uncertainty are summed in quadrature as the total systematic uncertainty in the $e^+e^- \rightarrow K_S^0 K_S^0 J/\psi$ cross section measurement assuming they are independent. The relative systematic uncertainties and their sum are shown in Table III.

The systematic uncertainties in the resonance parameters mainly come from the absolute c.m. energy measurement, the form and parametrization of the fit function, the c.m. energy spread, and the systematic uncertainty on the cross section measurement. The absolute c.m. energy has been measured [34–37], and the associated systematic uncertainty is estimated by varying the absolute c.m. energies in the fits. The uncertainty from the form of the fit function is estimated by replacing the nominal function with the coherent sum of three Breit-Wigner functions with all parameters free, or the coherent sum of three Breit-Wigner functions and a phase-space function. To estimate the uncertainty from the form of the Breit-Wigner function, the Γ_j in the denominator of the Breit-Wigner function is replaced with a mass-dependent width $\Gamma_j \frac{\Phi(\sqrt{s})}{\Phi(M_j)}$. The uncertainty from the c.m. energy spread is estimated by convolving the fit formula with a Gaussian function, whose width is set as the mass-dependent beam spread [56]. The uncertainty from the cross section measurement is divided into two parts. The first one is uncorrelated uncertainties of the cross sections among the different c.m. energy points, and comes mainly from the fit to the $M(l^+l^-)$ spectrum to determine the signal yields. The corresponding uncertainty is estimated by including the uncorrelated uncertainties in the dressed cross section fits, and the differences on the parameters are taken as the corresponding uncertainties. The second part, including all other uncertainties of the cross sections, is common for all data points (6.0%), and only affects the parameter $(\Gamma_{ee}\mathcal{B})$. The systematic uncertainties in the resonance parameters are shown in Table IV.

TABLE IV. Systematic uncertainties in the measurement of resonance parameters, including those due to the c.m. energy (\sqrt{s}), the form of the fit function (FF), the parameterization of the fit function (Γ_{tot}), the c.m. energy spread (ES), and the uncorrelated (σ_1^{dress}) and correlated (σ_2^{dress}) systematic uncertainties from the cross section measurements. The symbol “...” represents negligible uncertainties.

Parameter	\sqrt{s}	FF	Γ_{tot}	ES	σ_1^{dress}	σ_2^{dress}	Sum
M_{4230} (MeV/ c^2)	0.9	2.2	21.9	0.1	0.1	...	22.0
M_{4710} (MeV/ c^2)	1.2	5.3	69.3	0.3	0.2	...	69.5
Γ_{4230} (MeV)	0.5	9.5	31.4	0.2	0.7	...	32.8
Γ_{4710} (MeV)	0.8	33.9	89.9	0.4	0.2	...	96.1
$(\Gamma_{ee}\mathcal{B})_{4230}$ (eV)	...	0.02	0.05	0.01	0.05
	...	0.02	0.06	0.01	0.06
	...	0.03	0.06	0.01	0.07
	...	0.03	0.06	0.01	0.07
$(\Gamma_{ee}\mathcal{B})_{4500}$ (eV)	...	0.02	0.03	0.04
	...	0.03	0.04	0.01	0.05
	...	0.07	0.08	0.02	0.11
	...	0.13	0.12	0.04	0.18
$(\Gamma_{ee}\mathcal{B})_{4710}$ (eV)	...	0.03	0.11	0.01	0.11
	...	0.21	0.01	0.04	0.21
	...	0.06	0.08	0.01	0.10
	...	0.34	0.06	0.06	0.35
ϕ_{4500} (rad)	...	0.34	0.44	0.01	0.01	0.06	0.56
	...	0.42	0.15	0.01	0.01	0.10	0.46
	...	0.40	0.78	0.26	0.91
	...	0.34	0.58	0.30	0.74
ϕ_{4710} (rad)	...	0.84	0.05	0.06	0.84
	...	0.65	0.61	0.01	0.01	0.32	0.95
	...	0.70	0.21	0.01	0.01	0.32	0.80
	...	0.73	0.70	0.21	1.03

VI. SUMMARY

In summary, we measure the Born cross sections of the process $e^+e^- \rightarrow K_S^0 K_S^0 J/\psi$ at c.m. energies from 4.128 to 4.950 GeV. The measured Born cross sections are consistent with the previous measurements of the BESIII experiment [30], as shown in Fig. 3.

A clear resonant structure for the $Y(4230)$ is observed via $e^+e^- \rightarrow K_S^0 K_S^0 J/\psi$ for the first time, and the mass and width of the $Y(4230)$ are determined to be $M_{4230} = 4226.9 \pm 6.6 \pm 22.0$ MeV/ c^2 and $\Gamma_{4230} = 71.7 \pm 16.2 \pm 32.8$ MeV, where the first uncertainties are statistical and the second are systematic. In addition, we see another enhanced structure with a statistical significance 4.2σ , labeled as the $Y(4710)$. The mass and width of the $Y(4710)$ are determined to be $M_{4710} = 4704.0 \pm 52.3 \pm 69.5$ MeV/ c^2 and $\Gamma_{4710} = 183.2 \pm 114.0 \pm 96.1$ MeV, respectively. If this structure is the $\psi(5S)$, the measured mass will be in favor of the linear potential model predictions [57]. The structure of $Y(4710)$ is

also in agreement with the interpretation based on the *BABAR* [58,59] and Belle experiments [60].

The average Born cross section ratio $\frac{\sigma^{\text{Born}}(K_S^0 K_S^0 J/\psi)}{\sigma^{\text{Born}}(K^+ K^- J/\psi)}$ over $\sqrt{s} = 4.128\text{--}4.600$ GeV is determined to be $0.388^{+0.035}_{-0.028} \pm 0.016$ based on an asymmetric Gaussian fit of combined ratio likelihood simulations, where the statistical uncertainty is obtained by the fit, and the common items of the systematic uncertainties have been canceled. The P-value for the ratio being greater than 0.5 is 0.0011 which indicates a 3.1σ significance isospin violation effect in $e^+e^- \rightarrow K\bar{K}J/\psi$. When taking the three-body phase space into consideration, the average Born cross section ratio over $\sqrt{s} = 4.128\text{--}4.600$ GeV becomes $0.426^{+0.038}_{-0.031} \pm 0.018$, with a P-value of 0.0304 for the ratio being greater than 0.5, which indicates an isospin violation effect in $e^+e^- \rightarrow K\bar{K}J/\psi$ with 1.9σ significance.

We do not see a significant $Y(4500)$ contribution in the measured cross sections of $e^+e^- \rightarrow K_S^0 K_S^0 J/\psi$ due to a lack of data samples around 4.500 GeV. The maximum likelihood fit gives a statistical significance of the $Y(4500)$ of less than 1.4σ . Larger data samples are required to draw clear conclusions about the existence of the $Y(4500)$ and $Y(4710)$ states.

ACKNOWLEDGMENTS

The BESIII collaboration thanks the staff of BEPCII and the IHEP computing center for their strong support. This work is supported in part by National Key R&D Program of China under Contracts No. 2020YFA0406300 and No. 2020YFA0406400; National Natural Science Foundation of China (NSFC) under Contracts No. 11635010, No. 11735014, No. 11835012, No. 11935015, No. 11935016, No. 11935018, No. 11961141012, No. 12022510, No. 12025502, No. 12035009, No. 12035013, No. 12192260, No. 12192261, No. 12192262, No. 12192263, No. 12192264, and No. 12192265; the Chinese Academy of Sciences (CAS) Large-Scale Scientific Facility Program; Joint Large-Scale Scientific Facility Funds of the NSFC and CAS under Contract No. U1832207; 100 Talents Program of CAS; The Institute of Nuclear and Particle Physics (INPAC) and Shanghai Key Laboratory for Particle Physics and Cosmology; ERC under Contract No. 758462; European Union’s Horizon 2020 research and innovation programme under Marie Skłodowska-Curie Grant Agreement under Contract No. 894790; German Research Foundation DFG under Contract No. 443159800, Collaborative Research Center CRC 1044, GRK 2149; Istituto Nazionale di Fisica Nucleare, Italy; Ministry of Development of Turkey under Contract No. DPT2006K-120470; National Science and Technology fund; National Science Research and Innovation Fund (NSRF) via the

Program Management Unit for Human Resources & Institutional Development, Research and Innovation under Contract No. B16F640076; STFC (United Kingdom); Suranaree University of Technology (SUT), Thailand Science Research and Innovation (TSRI), and National

Science Research and Innovation Fund (NSRF) under Contract No. 160355; The Royal Society, UK under Contracts No. DH140054 and No. DH160214; The Swedish Research Council; U.S. Department of Energy under Contract No. DE-FG02-05ER41374.

-
- [1] T. Barnes, S. Godfrey, and E. S. Swanson, *Phys. Rev. D* **72**, 054026 (2005).
- [2] N. Brambilla *et al.*, *Eur. Phys. J. C* **71**, 1534 (2011).
- [3] R. A. Briceno *et al.*, *Chin. Phys. C* **40**, 042001 (2016).
- [4] R. L. Workman *et al.* (Particle Data Group), *Prog. Theor. Exp. Phys.* **2022**, 083C01 (2022).
- [5] B. Aubert *et al.* (BABAR Collaboration), *Phys. Rev. D* **76**, 111105 (2007).
- [6] G. Pakhlova *et al.* (Belle Collaboration), *Phys. Rev. D* **77**, 011103 (2008).
- [7] B. Aubert *et al.* (BABAR Collaboration), *Phys. Rev. Lett.* **95**, 142001 (2005).
- [8] T. E. Coan *et al.* (CLEO Collaboration), *Phys. Rev. Lett.* **96**, 162003 (2006).
- [9] C. Z. Yuan *et al.* (Belle Collaboration), *Phys. Rev. Lett.* **99**, 182004 (2007).
- [10] L. Maiani, V. Riquer, F. Piccinini, and A. D. Polosa, *Phys. Rev. D* **72**, 031502 (2005).
- [11] G. J. Ding, *Phys. Rev. D* **79**, 014001 (2009).
- [12] Q. Wang, C. Hanhart, and Q. Zhao, *Phys. Rev. Lett.* **111**, 132003 (2013).
- [13] M. Alberti, G. S. Bali, S. Collins, F. Knechtli, G. Moir, and W. Söldner, *Phys. Rev. D* **95**, 074501 (2017).
- [14] X. Li and M. B. Voloshin, *Mod. Phys. Lett. A* **29**, 1450060 (2014).
- [15] S. L. Zhu, *Phys. Lett. B* **625**, 212 (2005).
- [16] F. E. Close and P. R. Page, *Phys. Lett. B* **628**, 215 (2005).
- [17] E. Kou and O. Pene, *Phys. Lett. B* **631**, 164 (2005).
- [18] F. K. Guo, C. Hidalgo-Duque, J. Nieves, and M. P. Valderrama, *Phys. Rev. D* **88**, 054007 (2013).
- [19] L. Maiani, V. Riquer, R. Faccini, F. Piccinini, A. Pilloni, and A. D. Polosa, *Phys. Rev. D* **87**, 111102 (2013).
- [20] E. Braaten, *Phys. Rev. Lett.* **111**, 162003 (2013).
- [21] X. H. Liu and G. Li, *Phys. Rev. D* **88**, 014013 (2013).
- [22] M. Ablikim *et al.* (BESIII Collaboration), *Phys. Rev. Lett.* **118**, 092001 (2017).
- [23] M. Ablikim (BESIII Collaboration), *Phys. Rev. D* **102**, 012009 (2020).
- [24] M. Ablikim *et al.* (BESIII Collaboration), *Phys. Rev. Lett.* **118**, 092002 (2017).
- [25] M. Ablikim *et al.* (BESIII Collaboration), *Phys. Rev. D* **96**, 032004 (2017); **99**, 019903(E) (2019).
- [26] M. Ablikim *et al.* (BESIII Collaboration), *Phys. Rev. D* **97**, 052001 (2018).
- [27] M. Ablikim *et al.* (BESIII Collaboration), *Phys. Rev. D* **104**, 052012 (2021).
- [28] M. Ablikim *et al.* (BESIII Collaboration), *Phys. Rev. Lett.* **114**, 092003 (2015).
- [29] M. Ablikim *et al.* (BESIII Collaboration), *Phys. Rev. D* **99**, 091103 (2019).
- [30] M. Ablikim *et al.* (BESIII Collaboration), *Phys. Rev. D* **97**, 071101 (2018).
- [31] M. Ablikim *et al.* (BESIII Collaboration), *Chin. Phys. C* **46**, 111002 (2022).
- [32] C. Z. Yuan *et al.* (Belle Collaboration), *Phys. Rev. D* **77**, 011105 (2008).
- [33] C. P. Shen *et al.* (Belle Collaboration), *Phys. Rev. D* **89**, 072015 (2014).
- [34] M. Ablikim *et al.* (BESIII Collaboration), *Chin. Phys. C* **39**, 093001 (2015).
- [35] M. Ablikim *et al.* (BESIII Collaboration), *Chin. Phys. C* **45**, 103001 (2021).
- [36] M. Ablikim *et al.* (BESIII Collaboration), *Chin. Phys. C* **46**, 113002 (2022).
- [37] M. Ablikim *et al.* (BESIII Collaboration), *Chin. Phys. C* **46**, 113003 (2022).
- [38] M. Ablikim *et al.* (BESIII Collaboration), *Nucl. Instrum. Methods Phys. Res., Sect. A* **614**, 345 (2010).
- [39] C. Yu *et al.*, in *7th International Particle Accelerator Conference* (2016), p. TUYA01.
- [40] M. Ablikim *et al.* (BESIII Collaboration), *Chin. Phys. C* **44**, 040001 (2020).
- [41] K.-X. Huang, Z.-J. Li, Z. Qian, J. Zhu, H.-Y. Li, Y.-M. Zhang, S.-S. Sun, and Z.-Y. You, *Nucl. Sci. Tech.* **33**, 142 (2022).
- [42] P. Cao *et al.*, *Nucl. Instrum. Methods Phys. Res., Sect. A* **953**, 163053 (2020).
- [43] S. Agostinelli *et al.* (GEANT Collaboration), *Nucl. Instrum. Methods Phys. Res., Sect. A* **506**, 250 (2003).
- [44] S. Jadach, B. F. L. Ward, and Z. Was, *Comput. Phys. Commun.* **130**, 260 (2000).
- [45] S. Jadach, B. F. L. Ward, and Z. Was, *Phys. Rev. D* **63**, 113009 (2001).
- [46] D. J. Lange, *Nucl. Instrum. Methods Phys. Res., Sect. A* **462**, 152 (2001).
- [47] R. G. Ping, *Chin. Phys. C* **32**, 599 (2008).
- [48] J. C. Chen, G. S. Huang, X. R. Qi, D. H. Zhang, and Y. S. Zhu, *Phys. Rev. D* **62**, 034003 (2000).
- [49] R. L. Yang, R. G. Ping, and H. Chen, *Chin. Phys. Lett.* **31**, 061301 (2014).
- [50] E. Richter-Was, *Phys. Lett. B* **303**, 163 (1993).
- [51] R. G. Ping, *Chin. Phys. C* **38**, 083001 (2014).
- [52] W. Sun, T. Liu, M. Jing, L. Wang, B. Zhong, and W. Song, *Front. Phys. (Beijing)* **16**, 64501 (2021).
- [53] S. Actis *et al.* (Working Group on Radiative Corrections, Monte Carlo Generators for Low Energies), *Eur. Phys. J. C* **66**, 585 (2010).

- [54] W. A. Rolke, A. M. Lopez, and J. Conrad, *Nucl. Instrum. Methods Phys. Res., Sect. A* **551**, 493 (2005).
- [55] M. Ablikim *et al.* (BESIII Collaboration), *Phys. Rev. D* **91**, 112005 (2015).
- [56] E. V. Abakumova *et al.*, *Nucl. Instrum. Methods Phys. Res., Sect. A* **659**, 21 (2011).
- [57] L. C. Gui, L. S. Lu, Q. F. Lü, X. H. Zhong, and Q. Zhao, *Phys. Rev. D* **98**, 016010 (2018).
- [58] E. van Beveren and G. Rupp, *Chin. Phys. C* **35**, 319 (2011).
- [59] E. van Beveren and G. Rupp, [arXiv:0904.4351](https://arxiv.org/abs/0904.4351).
- [60] E. van Beveren, X. Liu, R. Coimbra, and G. Rupp, *Europhys. Lett.* **85**, 61002 (2009).