









SHORT COMMUNICATION**Late diagnosis of HIV: An updated consensus definition**

Sara Croxford¹ | **Annemarie Rinder Stengaard**² | **Johanna Brännström**^{3,4,5}  | **Lauren Combs**²  | **Nikos Dedes**^{4,6} | **Enrico Girardi**⁷  | **Sophie Grabar**⁸  | **Ole Kirk**^{2,9} | **Giorgi Kuchukhidze**¹⁰ | **Jeffrey V. Lazarus**^{4,11}  | **Teymur Noori**¹²  | **Anastasia Pharris**¹² | **Dorthe Raben**² | **Jürgen K. Rockstroh**^{4,13,14} | **Daniel Simões**^{4,15,16} | **Ann K. Sullivan**^{1,4,13,17} | **Dominique Van Beckhoven**¹⁸  | **Valerie C. Delpech**^{1,4}  | **The EuroTEST HIV Late Diagnosis Definition Working Group**

¹UK Health Security Agency, London, UK

²Centre of Excellence for Health, Immunity and Infections - CHIP, Rigshospitalet, University of Copenhagen, Copenhagen, Denmark

³Institution of Medicine, Karolinska Institute, Karolinska University Hospital Huddinge, Stockholm, Sweden

⁴EuroTEST Steering Committee, Copenhagen, Denmark

⁵Department of Infectious Diseases, Venhälsan, Södersjukhuset, Stockholm, Sweden

⁶European AIDS Treatment Group, Brussels, Belgium

⁷National Institute for Infectious Diseases "Lazzaro Spallanzani" IRCCS, Rome, Italy

⁸Sorbonne Université, INSERM, Institut Pierre Louis d'épidémiologie et de Santé Publique, Paris, France

⁹Department of Infectious Diseases, Rigshospitalet, University of Copenhagen, Copenhagen, Denmark

¹⁰World Health Organization Regional Office for Europe, Copenhagen, Denmark

¹¹ISGlobal, Barcelona Institute for Global Health, Hospital Clínic - University of Barcelona, Barcelona, Spain

¹²European Centre for Disease Prevention and Control, Stockholm, Sweden

¹³European AIDS Clinical Society, Brussels, Belgium

¹⁴University Hospital Bonn, Bonn, Germany

¹⁵EPIUnit-Instituto de Saúde Pública, Universidade do Porto, Porto, Portugal

¹⁶Coalition PLUS, Paris, France

¹⁷Directorate of HIV and Sexual Health, Chelsea and Westminster Hospital NHS Foundation Trust, London, UK

¹⁸Department of Epidemiology and Public Health, Sciensano, Brussels, Belgium

Correspondence

Annemarie Rinder Stengaard, Centre of Excellence for Health, Immunity and Infections - CHIP, Rigshospitalet, University of Copenhagen, DK-2100, Copenhagen, Denmark.
Email: annemarie.rinder.stengaard@regionh.dk

Funding information

Gilead Sciences, Merck MSD, ViiV Healthcare and the ECDC, Grant/Award Number: ECDC/2021/020

Abstract

Introduction: In recent years, HIV testing frequency has increased, resulting in more people being diagnosed during seroconversion with a temporarily low CD4 count. Using the current consensus definition of late HIV presentation ('presenting for care with a CD4 count < 350 cells/ μ L or an AIDS-defining event, regardless of CD4 count') these individuals would be incorrectly assigned as being diagnosed late.

Methods: In spring 2022, a European expert group convened to revise the current late HIV presentation consensus definition. A survey on data availability

This is an open access article under the terms of the [Creative Commons Attribution-NonCommercial](https://creativecommons.org/licenses/by-nc/4.0/) License, which permits use, distribution and reproduction in any medium, provided the original work is properly cited and is not used for commercial purposes.

© 2022 The Authors. *HIV Medicine* published by John Wiley & Sons Ltd on behalf of British HIV Association.

[Correction added on 30 November 2022, after first online publication: The copyright line was changed.]

to apply this revised definition was sent to nominated European focal points responsible for HIV surveillance ($n = 53$).

Results: Experts agreed that the updated definition should refer to late HIV diagnosis rather than presentation and include the following addition: People with evidence of recent infection should be reclassified as 'not late', with evidence of recent infection considered hierarchically. The individual must have: (i) laboratory evidence of recent infection; (ii) a last negative HIV test within 12 months of diagnosis; or (iii) clinical evidence of acute infection. People with evidence of being previously diagnosed abroad should be excluded. A total of 18 countries responded to the survey; 83% reported capturing CD4 count and/or AIDS at diagnosis through national surveillance, 67% captured last negative test and/or previous HIV diagnosis, 61% captured seroconversion illness at diagnosis and 28% captured incident antibody results.

Conclusions: Accurate data on late diagnosis are important to describe the effects of testing programmes. Reclassification of individuals with recent infection will help to better identify populations most at risk of poor HIV outcomes and areas for intervention.

KEYWORDS

definition, diagnosis, HIV, late presentation, monitoring

INTRODUCTION

Late HIV diagnosis is associated with poor outcomes, an increased risk of ongoing HIV transmission and high healthcare costs [1, 2]. As such, late diagnosis remains a key public health metric in assessing the success of HIV testing programmes. In 2010, a consensus statement was published in which late presentation of HIV was defined as presenting for HIV care having a CD4 count < 350 cells/ μ L or with an AIDS-defining event [3]. This definition was endorsed by the European Centre for Disease Prevention and Control (ECDC) and the World Health Organization (WHO) Regional Office for Europe and has been used across Europe for clinical research and public health monitoring for more than 10 years. Completeness of HIV surveillance data on CD4 count at diagnosis is now high for most countries reporting to the ECDC and WHO [4].

In recent years, testing for HIV has expanded and frequency has increased across some populations and regions, particularly in relation to the roll-out of pre-exposure prophylaxis (PrEP) programmes. This has resulted in an increasing number of people, particularly men who have sex with men (MSM), being diagnosed with HIV during seroconversion, when their CD4 count may be temporarily low, (known as the 'seroconversion effect' [5, 6]). Using the current definition of late HIV presentation, these individuals are incorrectly assigned as being diagnosed late. This issue of overestimation has already been

raised by research groups in Belgium [7], Sweden [8] and the UK [9]. This has led to correction factors being applied to the late diagnosis rate of specific subgroups. The magnitude of these correction factors depends on the reclassification criteria, population, country, and study period, but was estimated to be as high as 9% in Belgium [7].

Therefore, a working group established under the EuroTEST Initiative, with the support of the ECDC, WHO Regional Office for Europe and European AIDS Clinical Society (EACS), decided to revisit this definition, reviewing the feasibility of incorporating data on markers of recent infection to enable better distinction between people diagnosed with HIV late and people recently acquiring HIV.

METHODS

The EuroTEST Initiative convened a working group of experts in HIV from Europe, including clinicians, epidemiologists, public health professionals and civil society, to review the existing late HIV diagnosis definition in January 2022. Multiple meetings were held for stakeholders to discuss possible updates to the definition based on previous research [7–9]. The full list of experts consulted can be found in Appendix S1.

In May 2022, a short survey was developed by the EuroTEST HIV Late Diagnosis Definition Working

Group and sent to all 53 national surveillance contact points for HIV in the WHO European Region by the ECDC and WHO (one per country). Responses were entered into the Research Electronic Data Capture (REDCap) online tool, hosted at the Centre of Excellence for Health, Immunity and Infections (CHIP) [10, 11]. The main aim of this survey was to better understand the availability and flow of data on recent infection that are needed to be able to reclassify late HIV diagnoses and to monitor the modified late diagnosis indicator at national and European levels. Respondents were asked about baseline assessments carried out when people are diagnosed with HIV, data collection, data caveats and whether there are currently any adjustments made to national late HIV diagnosis figures to account for recent infection in their country. Submitted data were validated by the ECDC, where applicable. The full survey can be found in Appendix S2.

RESULTS

Definition

Late HIV diagnosis is defined as a person first diagnosed with HIV with a CD4 count < 350 cells/ μ L or with an AIDS-defining event, regardless of the CD4 cell count.

People with evidence of recent infection (i.e. being diagnosed during seroconversion) should be reclassified as 'not late'. Evidence of recent infection should be considered hierarchically; the individual must have: (i) laboratory evidence of recent infection [recent infection testing algorithm (RITA), p24 antigen]; (ii) a last negative HIV test within 12 months of HIV diagnosis; or (iii) clinical evidence of acute infection (e.g., seroconversion illness). People with evidence of having been previously diagnosed, either abroad or elsewhere, should be excluded from the calculation of the proportion of the population diagnosed late.

This definition has been adapted from the previously published definition [3] to describe late HIV diagnosis rather than late presentation, to focus on people newly diagnosed with HIV. A total of 12 months was chosen as a pragmatic cut-off for timing of the last negative HIV test to broadly align with current HIV testing recommendations [12]. It is also known that most people who are seroconverting recover their CD4 count within a year [13], typically within 6 months, and those who do not could rather be considered as 'fast progressors' [6, 14, 15]. Furthermore, research from the UK and Sweden shows that among people newly diagnosed with HIV with a negative test recorded, the vast majority had their last negative test within the last 12 months, so lengthening the cut-off would have minimal effect

[9, 16]. The 12-month cut-off was endorsed by members of the EACS Governing Board and antiretroviral therapy (ART) panel group.

We recommend that people with evidence of having been previously diagnosed with HIV should be excluded from the late diagnosis calculation as their current positive test is not their first and thus they are not being newly diagnosed.

Survey of European Countries

Overall, the response rate for the survey was relatively low, with respondents from only 18 countries participating: Albania, Belgium, Denmark, France, Georgia, Germany, Greece, Ireland, Italy, Liechtenstein, Luxembourg, Malta, Netherlands, Serbia, Slovakia, Spain, Sweden and the UK. All questions were answered by respondents from all countries.

Baseline assessments at presentation

In all 18 countries, the standard of care for people newly diagnosed with HIV is to have a CD4 count taken and to be asked about previous HIV diagnosis elsewhere (e.g. abroad). A total of 17 (94%) respondents reported that people are assessed for clinical symptoms of AIDS-defining illnesses (clinical judgment based on symptoms and medical history), 16 (89%) reported that HIV testing history information is collected, 16 (89%) that the individual is assessed for clinical symptoms of seroconversion illness and 14 (78%) that laboratory testing for evidence of seroconversion [HIV polymerase chain reaction (PCR) or antigen-positive but HIV antibody-negative] is carried out. Only six (38%) country respondents reported that people newly diagnosed with HIV are tested for recent infection (e.g. avidity testing).

Clinical data flows

Not all country respondents reported being able to capture data needed to reclassify late HIV diagnoses at a national level (Table 1): 15 (83%) reported that AIDS at diagnosis is able to be captured through national surveillance mechanisms, 15 (83%) reported capture of CD4 count at diagnosis, 12 (67%) last negative HIV test, 12 (67%) previous HIV diagnosis, 11 (61%) information on seroconversion illness at diagnosis and only five (28%) incident HIV antibody test results. Although the respondent for Belgium reported that laboratory findings of seroconversion are collected as part of national HIV

TABLE 1 Data availability to monitor the revised definition of late HIV diagnosis at a national level: European countries, 2022 ($n = 18$ countries)

Countries	Markers to calculate revised late HIV diagnosis figures					
	CD4 at diagnosis	AIDS illness at diagnosis	Incident HIV antibody test results	Seroconversion illness at diagnosis	Last negative test	Previous HIV diagnosis
Albania	No	No	No	Yes	No	Yes
Belgium	Yes	Yes	No	Yes	Yes	Yes
Denmark	Yes	Yes	No	Yes	Yes	Yes
France	Yes	Yes	Yes	Yes	Yes	Yes
Georgia	Yes	Yes	No	No	No	Yes
Germany	Yes	Yes	Yes	Yes	Yes	No
Greece	Yes	Yes	No	Yes	Yes	Yes
Ireland	Yes	Yes	Yes	Yes	Yes	Yes
Italy	Yes	Yes	No	Yes	Yes	Yes
Liechtenstein	No	No	No	No	No	No
Luxembourg	Yes	No	No	No	Yes	Yes
Malta	No	Yes	No	No	No	No
The Netherlands	Yes	Yes	No	Yes	Yes	Yes
Republic of Serbia	Yes	Yes	No	Yes	Yes	Yes
Slovakia	Yes	Yes	Yes	No	No	No
Spain	Yes	Yes	No	No	No	No
Sweden	Yes	Yes	No	No	Yes	No
UK	Yes	Yes	Yes	Yes	Yes	Yes

surveillance with a coverage of almost 100%, the respondent for Ireland reported that all avidity testing has been paused due to resourcing issues. In Georgia, RITA surveys are conducted periodically, depending on funding, but are not part of routine surveillance. In Sweden, incidence HIV antibody results are only available from HIV clinical cohort study data from Stockholm and Gothenburg. Only respondents from three countries (France, Ireland and the UK) reported that all surveyed indicators that are needed to apply the revised late HIV diagnosis definition are captured nationally. Most respondents who reported at least one data item not being available at a national level indicated that these data were available either locally (nine countries) or through cohort studies (three countries), highlighting the potential to expand data collection nationally and opportunities for collaboration.

Data caveats

Respondents for each country were asked what data caveats would need to be considered if HIV surveillance data indicating recent infection were used to adjust late

diagnosis figures at a national level. In terms of incident antibody testing, seven respondents reported that testing was not carried out in their country, while five indicated that the testing results were not collected centrally, one reported there was a significant reporting delay in receiving the results, one reported incomplete linkage between datasets and four reported that the data source did not cover all cases. The most common reasons for difficulty in providing last HIV test information were significant missing data (10 respondents), incomplete coverage (five respondents) and incomplete linkage between datasets (five respondents). Significant missing data was also a barrier reported by 10 respondents in collecting data on seroconversion illness; a further five respondents reported that seroconversion illness data are not currently collected centrally.

Respondents from Spain, the UK, Denmark, France and Belgium reported that late HIV diagnosis figures are adjusted for recent infection in their country. The respondent from the Netherlands reported that figures had been adjusted previously, and the respondent from Serbia reported that adjustments had been attempted previously. A total of 14 respondents expressed an interest in being

involved in future work to attempt to quantify the ‘seroconversion effect’ correction factor for MSM diagnosed late in their countries.

DISCUSSION

We present a revised consensus definition of late HIV diagnosis, in which people known to be diagnosed during seroconversion are reclassified as ‘not late’. This represents a pragmatic approach to take account of observed increases in HIV testing frequency in Europe and this revision will ensure continued relevance of this long-standing key HIV metric for public health monitoring.

The application of this definition by national public health agencies and institutions is recommended but it is acknowledged that this is dependent on reporting of surveillance data relating to late HIV diagnosis (CD4 count and AIDS at diagnosis) and evidence of recent infection (presence of seroconversion illness, last negative HIV test date or incident antibody testing). Our survey findings show that this is currently only possible in some countries. However, it is important to note that respondents from only 18 countries responded to the survey, probably due to competing priorities, including coronavirus and monkeypox virus, with limited representation from eastern European countries. Expansion of HIV surveillance mechanisms to facilitate data collection of these markers is essential to ensure that uptake is comprehensive across Europe. In some circumstances, collaboration with HIV clinical cohort studies of people with HIV may be able to fill data gaps. Analyses from Spain and France show that in the absence of surveillance data, the use of cohort data is feasible for identifying the prevalence of recent infection at national level [17, 18].

This consensus definition of late HIV diagnosis has been endorsed by the EACS and adopted by the ECDC and WHO Regional Office for Europe. The European Surveillance System (TESSy) for HIV currently includes a variable on acute HIV infection [19], which will be adapted based on this work. This will facilitate comparisons between countries and assessment of trends over time across Europe, where possible. It will also allow for a more accurate assessment of the effectiveness of national HIV testing programmes in reaching people who are underserved.

Respondents from some western European countries reported already adjusting their national late HIV diagnosis figures for recent infection [7–9]. With regard to the extent that these adjustments have been found to affect late HIV diagnosis rates, there was variation by country and sub-population. A study from Belgium showed that, in 2012, late HIV diagnosis dropped by 9%, from 42% to

33%, after reclassification based on reported recent infection by clinicians [7]. In the UK, late HIV diagnosis dropped by 7%, from 49% to 42%, in 2019 following reclassification based on RITA testing and/or a negative test within the last 24 months [9]. In both Belgium and the UK, reclassification was more frequent among MSM than among people who acquired HIV through heterosexual contact [7]. Data from the national Swedish InfCareHIV registry between 2017 and 2021, showed that late HIV diagnosis dropped from 55% to 52% after reclassification of people with primary HIV infection and evidence of a negative HIV test within 1 year of HIV diagnosis to ‘not late’ [16, 20].

In conclusion, adoption of this revised consensus definition of late HIV diagnosis by national health agencies, institutions and researchers is needed to ensure consistent monitoring of access to HIV testing. Reclassification of individuals with recent infection will help to reduce overestimation of late HIV diagnosis estimates and better identify populations most at risk of poor HIV outcomes and areas for intervention, in order to further expand and target HIV testing in the era of elimination of HIV transmission. International public health bodies, such as the ECDC and WHO, should continue to work with countries to improve reporting of data needed to reclassify late HIV diagnoses. Furthermore, collaboration between agencies responsible for national HIV surveillance and HIV clinical cohorts should be strengthened to try to address gaps in data availability.

AUTHOR CONTRIBUTIONS

All authors were involved in the development of the survey on late HIV diagnosis and contributed important intellectual content to this manuscript. All authors commented on the manuscript and approved the final draft. SC was responsible for creating the survey and carried out data analysis with LC and ARS. SC also drafted the manuscript, incorporated author comments, and was responsible for the final draft to be published. LC created the survey in RED-Cap. ARS and DR were responsible for convening the expert group on behalf of EuroTEST. VCD and DR contributed to the study conception. AKS, DVB, GK, VCD, AP, SC and TN provided public health and surveillance expertise; AKS, SG, OK, EG and JB provided clinical input. DS and ND provided a community perspective.

ACKNOWLEDGEMENTS

We would like to thank the ECDC and the WHO Regional Office for Europe for circulating the late HIV diagnosis survey to their European HIV Surveillance Network and the ECDC/WHO national HIV surveillance focal points for taking the time to complete it. We would also like to acknowledge the support of the EACS

governing board and ART panel, the ECDC and the WHO Regional Office for Europe, as well as the members of the EuroTEST steering committee not already listed as authors: Ben Collins (European Testing Week working group chair, ReShape/International HIV Partnerships, UK), Brian Gazzard (Imperial College, School of Medicine, HIV Research Director, Chelsea and Westminster Hospital, UK), Cary James, (World Hepatitis Alliance, UK), Daniela Rojas Castro (Coalition PLUS, France), Ferenc Bagyinszky (AIDS Action Europe, Germany), Francesco Negro (European Association for the Study of the Liver, Switzerland), Igor Karpov (Department of Infectious Disease, Belarus State Medical University, Belarus), Irith De Baetselier (Antwerp Institute of Tropical Medicine, Belgium), Jack S. Lambert (University College Dublin, Ireland), Jeffrey V. Lazarus (ISGlobal, Barcelona Institute for Global Health, Hospital Clinic - University of Barcelona, Spain), Jens D. Lundgren (Department of Infectious Diseases, University of Copenhagen and Centre of Excellence for Health, Immunity and Infections, Denmark), Jordi Casabona (Center for HIV/STI Epidemiological Studies of Catalonia, Spain), Jürgen Rockstroh (Department of Medicine I, University Hospital Bonn, Germany), Kira Grazava (TB Coalition Europe, Ukraine), Lella Cosmaro (Fondazione LILA Milan, Italy), Liudmyla Maistat (Medicines Patent Pool, Switzerland), Magnus Unemo (WHO Collaborating Centre for Gonorrhoea and Other STIs, National Reference Laboratory for STIs, Örebro University Hospital, Sweden), Mark Vermeulen (Aidsfonds – Soa Aids Nederland, Netherlands), Mojca Matičič (University Medical Centre Ljubljana, Slovenia), Nino Tsereteli (Center for Information and Counselling on Reproductive Health – Tanadgoma, Georgia), Rajul Patel (Department of Genitourinary Medicine, Southampton University Hospitals and International Union against Sexually Transmitted Infections, UK), Tom Platteau (HIV/STI clinic of the Institute of Tropical Medicine in Antwerp, Belgium) and Yazdan Yazdanpanah (INSERM, France).

FUNDING INFORMATION

The EuroTEST Initiative receives funding from Gilead Sciences, Merck MSD, ViiV Healthcare and the ECDC through a framework contract unrelated to the content of this work (ECDC/2021/020). The funders had no input into the content of the manuscript.

CONFLICT OF INTEREST

SC, ARS, LC, JVL, JB, ND, SG, GK, AP, TN, DR, DS, AKS, DVB and VCD report no conflicts of interest to disclose. JKR reports honoraria for consulting or speaking at educational events from Abivax, Boehringer, Galapagos,

Gilead, Janssen, Merck, Theratechnologies and ViiV, outside the submitted work. EG received grant support from Gilead Sciences and Mylan, and speaker's honoraria from Gilead Sciences, outside the submitted work. OK reports a research grant from Gilead, and non-financial support from Merck, outside the submitted work.

DATA AVAILABILITY STATEMENT

The data that support the findings of this study are available on reasonable request from the corresponding author. The data are not publicly available due to privacy restrictions.

ORCID

Johanna Brännström  <https://orcid.org/0000-0001-7684-8591>

Lauren Combs  <https://orcid.org/0000-0002-7168-5161>

Enrico Girardi  <https://orcid.org/0000-0001-8182-5896>

Sophie Grabar  <https://orcid.org/0000-0002-4816-4261>

Jeffrey V. Lazarus  <https://orcid.org/0000-0001-9618-2299>

Teymur Noori  <https://orcid.org/0000-0002-8935-749X>

Dominique Van Beckhoven  <https://orcid.org/0000-0003-0821-2756>

Valerie C. Delpêch  <https://orcid.org/0000-0002-9952-8109>

REFERENCES

1. Late Presentation Working Groups in EuroSIDA and COHERE. Estimating the burden of HIV late presentation and its attributable morbidity and mortality across Europe 2010–2016. *BMC Infect Dis.* 2020;20(1):728.
2. British HIV Association. *Recording and Investigation of Late HIV Diagnoses: Good Practice Position Statement.* BHIVA; 2015.
3. Antinori A, Coenen T, Costagiola D, et al. Late presentation of HIV infection: a consensus definition. *HIV Med.* 2011;12(1):61–64.
4. European Centre for Disease Prevention and Control, WHO Regional Office for Europe. *HIV/AIDS surveillance in Europe: 2020 data.* ECDC; 2021:2021.
5. Lodi S, Fisher M, Phillips A, et al. Symptomatic illness and low CD4 cell count at HIV seroconversion as markers of severe primary HIV infection. *PLoS One.* 2013;8(11):e78642.
6. Lodi S, Phillips A, Touloumi G, et al. Time from human immunodeficiency virus seroconversion to reaching CD4+ cell count thresholds <200, <350, and <500 cells/mm³: assessment of need following changes in treatment guidelines. *Clin Infect Dis.* 2011;53(8):817–825.
7. Sasse A, Florence E, Pharris A, et al. Late presentation to HIV testing is overestimated when based on the consensus definition. *HIV Med.* 2016;17(3):231–234.
8. Brännström J, Svedhem Johansson V, Marrone G, et al. Deficiencies in the health care system contribute to a high rate of late HIV diagnosis in Sweden. *HIV Med.* 2016;17(6):425–435.
9. Kirwan P, Croxford S, Aghaizu A, et al. Re-assessing the late HIV diagnosis surveillance definition in the era of increased

- and frequent testing. *HIV Med.* 2022;23:1127-1142. <https://doi.org/10.1111/hiv.13394>
10. Harris PA, Taylor R, Minor BL, et al. The REDCap consortium: building an international community of software platform partners. *J Biomed Inform.* 2019;95:103208.
 11. Harris PA, Taylor R, Thielke R, Payne J, Gonzalez N, Conde JG. Research electronic data capture (REDCap)-a metadata-driven methodology and workflow process for providing translational research informatics support. *J Biomed Inform.* 2009;2:377-381.
 12. European Centre for Disease Prevention and Control. *Public Health Guidance on HIV, Hepatitis B and C Testing in the EU/EEA—Aan Integrated Approach.* ECDC; 2018.
 13. Deeks SG, Overbaugh J, Phillips A, Buchbinder S. HIV Infection. *Nat Rev Dis Primers.* 2015;1:15035.
 14. Robb ML, Eller LA, Kibuuka H, et al. Prospective study of acute HIV-1 infection in adults in East Africa and Thailand. *N Engl J Med.* 2016;374(22):2120-2130.
 15. Kaufmann GR, Cunningham P, Zaunders J, et al. Impact of early HIV-1 RNA and T-lymphocyte dynamics during primary HIV-1 infection on the subsequent course of HIV-1 RNA levels and CD4+ T-lymphocyte counts in the first year of HIV-1 infection. Sydney primary HIV infection study group. *J Acquir Immune Defic Syndr.* 1999;22(5):437-444.
 16. Brännström J. HIV late presentation. EuroTEST HIV Late Diagnosis Definition Working Group Meeting; 2022.
 17. Hernando V, Cuevas MT, Pérez-Olmeda MT, et al. Recent infections among newly diagnosed cases of HIV infection in Spain, 2015–2016. National estimates using cohort data. *Infect Dis.* 2021;53(6):440-449.
 18. Le Guillou A, Pugliese P, Raffi F, et al. Reaching the second and third joint United Nations Programme on HIV/AIDS 90-90-90 targets is accompanied by a dramatic reduction in primary human immunodeficiency virus (HIV) infection and in recent HIV infections in a large French nationwide HIV cohort. *Clin Infect Dis.* 2020;71(2):293-300.
 19. European Centre for Disease Prevention and Control, World Health Organization Regional Office for Europe. *TESSy—the European surveillance system-HIV/AIDS reporting protocol and analysis plan 2021.* ECDC; 2022.
 20. Brännström J and Carlander C (InfCareHIV Steering Committee). Email to: S. Croxford (UKHSA) regarding InfCareHIV study. 2022 [cited 2022/08/01].

SUPPORTING INFORMATION

Additional supporting information can be found online in the Supporting Information section at the end of this article.

How to cite this article: Croxford S, Stengaard AR, Brännström J, et al. Late diagnosis of HIV: An updated consensus definition. *HIV Med.* 2022;23(11):1202-1208. doi:10.1111/hiv.13425