

Binghamton University

The Open Repository @ Binghamton (The ORB)

Research Days Posters 2021

Division of Research

2021

The Effects of Vilazodone, YL-0919, and Vortioxetine in L-DOPA Treated Hemiparkinsonian Rats

Samantha Smith

Binghamton University--SUNY

Ashley Centner

Binghamton University--SUNY

Michael Coyle

Binghamton University--SUNY

Sophie Cohen

Binghamton University--SUNY

Kayla Elder

Binghamton University--SUNY

See next page for additional authors

Follow this and additional works at: https://orb.binghamton.edu/research_days_posters_2021

Recommended Citation

Smith, Samantha; Centner, Ashley; Coyle, Michael; Cohen, Sophie; Elder, Kayla; and Melnik, Mark, "The Effects of Vilazodone, YL-0919, and Vortioxetine in L-DOPA Treated Hemiparkinsonian Rats" (2021). *Research Days Posters 2021*. 91.

https://orb.binghamton.edu/research_days_posters_2021/91

This Book is brought to you for free and open access by the Division of Research at The Open Repository @ Binghamton (The ORB). It has been accepted for inclusion in Research Days Posters 2021 by an authorized administrator of The Open Repository @ Binghamton (The ORB). For more information, please contact ORB@binghamton.edu.

Authors

Samantha Smith, Ashley Centner, Michael Coyle, Sophie Cohen, Kayla Elder, and Mark Melnik

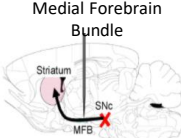
INTRODUCTION

- Parkinson's Disease (PD) is a movement disorder caused by dopamine (DA) cell loss, leading to **hypokinesia**, tremor, and rigidity^{1,2}.
- While L-DOPA replacement therapy reduces symptoms, it can also lead to **hyperkinetic**, abnormal involuntary movements (AIMs) called L-DOPA Induced Dyskinesia (LID)².
- LID is associated with unregulated DA release from raphe-striatal 5-HT neurons³.
- Drugs acting as 5-HT_{1A} receptor agonists and 5-HT transporter (SERT) blockers may reduce 5-HT cell-mediated DA release and reduce LID thus optimizing PD treatment.⁷

The current study evaluated the pharmacological effects of three 5-HT_{1A} agonist/SERT blockers, Vilazodone, YL-0919, and Vortioxetine on LID

METHODS

Female SD Rats N=36



Forepaw Adjusting Steps (FAS)

Abnormal Involuntary Movements (AIMs)



Rat LID

FIG 1. EXPERIMENTAL DESIGN

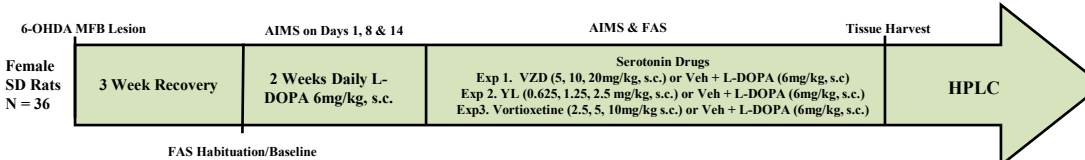


Fig 2. The effects of Vilazodone on ALO AIMs & FAS

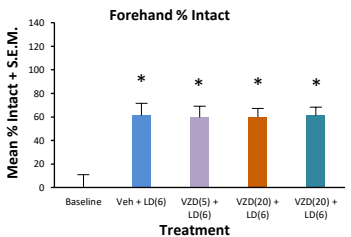
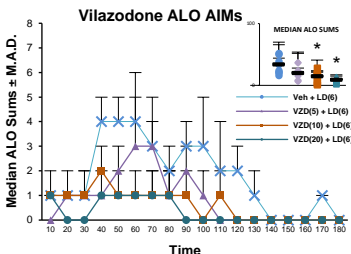


Fig 3. The effects of YL-0919 on ALO AIMs & FAS

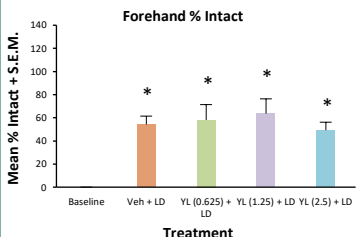
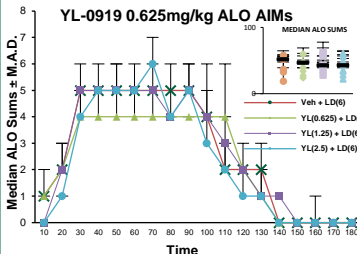
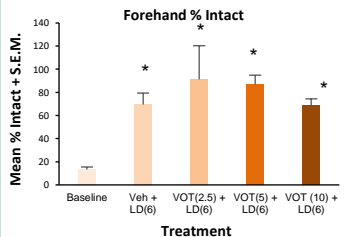
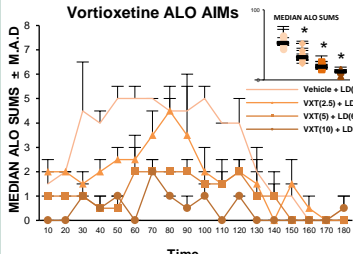


Fig 4. The effects of Vilazodone on ALO AIMs & FAS



Vilazodone and Vortioxetine significantly reduced AIMs and maintained L-DOPA beneficial prokinetic effects. YL had no effect on LID though it did maintain L-DOPA motor performance.

Acknowledgements: Thanks to the Michael J. Fox Foundation, the SUNY Research Foundation and the Technology Accelerator Fund for support of this research.

DISCUSSION

- Vilazodone and Vortioxetine reduced dyskinesia while maintaining L-DOPA efficacy.
- No effect of YL-0919 on AIMs at any dose.
- Pharmacological differences may account for variation in antidyskinetic effects.^{4,5,7}
- Vortioxetine while less selective for 5-HT_{1A}R, also has 5-HT_{1B}R agonist effects, previously shown to be antidyskinetic⁵.
- Conversely, YL also acts on 5-HT₆R shown to increase 5-HT neuron firing⁶, which may counteract its 5-HT_{1A}R and SERT effects.

FUTURE DIRECTIONS

- Investigate the differential pharmacological effects between Vilazodone/Vortioxetine and YL-0919.
- Use of microdialysis to observe DA and 5-HT release during Vilazodone and Vortioxetine treatment with L-DOPA.
- Research the 5-HT system to understand the mechanisms that lead to 5-HT neuroplasticity-driven LID.

REFERENCES

1. NINDS) National Institute of Neurological Disorders and Stroke (2018). Parkinson's Disease: Challenges, Progress, and Progress. Washington, D.C.: U.S. G.P.O.
2. Davis, C. A. (2008). A review of Parkinson's disease. British Medical Bulletin.
3. Carta M., Carlsson T., Kink D., Björklund A. (2007). Dopamine released from 5-HT terminals is the cause of L-DOPA-induced dyskinesia in parkinsonian rats. Brain 130:1819-1833
4. Chen, G., Hejazi, A. M., Ansbach, J., & Nomikos, G. (2018). Vortioxetine: Clinical Pharmacokinetics and Drug Interactions. Clinical pharmacokinetics, 57(6), 673-686.
5. F., Jin, Z. L., Gong, Y., Zhao, N., Wang, X. Y., Han, Y. H., Zhang, Y. Z., Zhang, L. M., & Li, Y. F. (2018). 5-HT_{1A} receptor agonist and memory-enhancing properties of hydnone hydrochloride (YL-0919), a novel 5-HT_{1A} receptor partial agonist and SERT. Neuropharmacology, 134, 1-6.
6. Bezard, E., Tronci, E., Poth, E. H., Li, Q., Forras, G., Björklund, A., & Carta, M. (2013). Study of the antidyskinetic effect of eltopazine in animal models of levodopa-induced dyskinesia. Movement Disorders, 28(10), 1558-1566. <https://doi.org/10.1002/mds.23366>
7. Meadows, S. M., Coyle, M. M., Gross, L., Chambers, N. E., Amor, Y., Ostrock, C. Y., ... Bishop, C. (2018). Diverse serotonin actions of vilazodone reduce L-3,4-dihydroxyphenylamine induced dyskinesia in hemiparkinsonian rats. Movement Disorders, 33(11), 1740-1749. <https://doi.org/10.1002/mds.11000>