



# Identifying Adolescents at Highest Risk of ART Non-adherence, Using the World Health Organization-Endorsed HEADSS and HEADSS+ Checklists

Lucie D. Cluver<sup>1,12</sup> · Yulia Shenderovich<sup>2,3</sup> · Marko Seslija<sup>1</sup> · Siyanai Zhou<sup>4,5</sup> · Elona Toska<sup>1,4</sup> · Alice Armstrong<sup>6</sup> · Laurie A. Gulaid<sup>6</sup> · Wole Ameyan<sup>7</sup> · Matteo Cassolato<sup>8</sup> · Caroline C. Kuo<sup>9</sup> · Christina Laurenzi<sup>10</sup> · Lorraine Sherr<sup>11</sup>

Accepted: 11 July 2023

© The Author(s) 2023

## Abstract

Brief tools are necessary to identify adolescents at greatest risk for ART non-adherence. From the WHO's HEADSS/HEADSS+ adolescent wellbeing checklists, we identify constructs strongly associated with non-adherence (validated with viral load). We conducted interviews and collected clinical records from a 3-year cohort of 1046 adolescents living with HIV from 52 South African government facilities. We used least absolute shrinkage and selection operator variable selection approach with a generalized linear mixed model. HEADSS constructs most predictive were: violence exposure (aOR 1.97, CI 1.61; 2.42,  $p < 0.001$ ), depression (aOR 1.71, CI 1.42; 2.07,  $p < 0.001$ ) and being sexually active (aOR 1.80, CI 1.41; 2.28,  $p < 0.001$ ). Risk of non-adherence rose from 20.4% with none, to 55.6% with all three. HEADSS+ constructs were: medication side effects (aOR 2.27, CI 1.82; 2.81,  $p < 0.001$ ), low social support (aOR 1.97, CI 1.60; 2.43,  $p < 0.001$ ) and non-disclosure to parents (aOR 2.53, CI 1.91; 3.53,  $p < 0.001$ ). Risk of non-adherence rose from 21.6% with none, to 71.8% with all three. Screening within established checklists can improve identification of adolescents needing increased support. Adolescent HIV services need to include side-effect management, violence prevention, mental health and sexual and reproductive health.

**Keywords** Adolescents · HIV · AIDS · Mental health · Health personnel · Treatment

## Introduction

Adolescents (aged 10–19 years) living with HIV are at substantially elevated risk of antiretroviral (ART) non-adherence [1]. Of the 1.7 million adolescents living with HIV globally, 91% live in Sub-Saharan Africa [2]. Many of these adolescents access HIV services from overburdened health systems, receiving care via decentralised primary health clinics with few or no specialist providers, and from health workers with limited time. Shifts towards multi-month dispensing of ART may also reduce regularity of adolescent interactions with the HIV healthcare system [3].

In these contexts, it is essential to develop innovative ways to identify adolescents at greatest risk of non-adherence and ART discontinuation. However, self-reported

adherence is often unreliable, and other adherence measurement approaches have low effectiveness across age groups [4], such as pill-counting [5]. HIV viral load testing rates remain low across the region [6], and technologies such as electronic monitoring through digital pill caps are not yet feasible at scale in low-resource settings.

To identify and support adolescents who are at higher risk of non-adherence, we need simple, adolescent-friendly, and acceptable screening methods that a range of providers can use. These methods should be time-efficient and user-friendly to improve feasibility and scalability. In examining checklists for non-adherence, Lowenthal et al. [7] identified family support, self-efficacy, future aspirations [7], and psychological reactance to reminders [8] as key factors in Botswana. Valuable checklists such as the Pediatric Symptom Checklist have been found to be associated with virologic failure in the U.S. and sub-Saharan Africa [9], but a need remains for very brief routine screening in high-burden, under-resourced settings.

---

Lucie D. Cluver, Yulia Shenderovich, and Marko Seslija have contributed equally to the work.

Extended author information available on the last page of the article

One approach is to identify critical components of established tools that are already widely used in clinical care. The Home, Education/employment, peer group Activities, Drugs, Sexuality, and Suicide/depression (HEADSS) checklist was developed in the 1970s and refined in the early 2000s [10, 11]. The World Health Organization recommends its use as a structured assessment of general adolescent psychosocial risk and wellbeing [12]. HEADSS has been used extensively in Sub-Saharan Africa with paediatric hospital populations [13, 14] and with adolescents living with HIV [15] (Fig. 3). In 2017, Frontline AIDS adapted HEADSS to include assessments that were specific to adolescents living with HIV, creating the HEADSS+ checklist. These linked checklists are non-commercial, freely accessible, and translated into multiple languages. There is variation in whether HEADSS and HEADSS+ are used together or as individual checklists in clinical and community settings. Rather than standardised items, they provide a series of constructs (for example around mental health, peer relationships, and sexuality), and support adaptability to local contexts—for instance, different questions may be used to operationalise depression symptoms across settings and healthcare providers [16].

In this study, we sought to identify the briefest possible sets of factors associated with adolescent ART non-adherence from the HEADSS and HEADSS+ checklists. For healthcare facilities and community organisations that already use the HEADSS or HEADSS+ checklists, these could allow identification of adolescents most at risk of non-adherence.

## Methods

### Sampling and Approach

The Mzantsi Wakho study took place in South Africa's Eastern Cape, an area with fragile health systems, high HIV and TB, and poor infrastructure [17–19]. In a health district including peri-urban and rural settlements, we identified every government facility providing ART to paediatric/adolescent populations ( $n = 52$ ). Across facilities (hospitals, primary clinics, community health centres), paper and electronic patient files were reviewed to identify all adolescents (10–19 years) who had ever initiated ART—whether currently in healthcare or not.

We used community-tracing to 180 settlements, interviewed adolescents at their preferred location, and extracted viral loads from their clinic files. At two subsequent follow-up periods (Wave 2, 18 months and Wave 3, 36 months), all adolescents who had consented to be re-approached were asked for consent for follow-up. At baseline (2014–2015), the sample included 1046 adolescents living with HIV. At

Wave 2 (2016–2017), retention was 94% ( $n = 979$ ), and at Wave 3 (2018–2019) it was 96% ( $n = 933$ ). 3.4% of adolescents died over the 36 months. To prevent stigma, we also interviewed neighbour adolescents ( $n = 456$ , data omitted from these analyses), and presented the study locally as a general adolescent wellbeing survey. Reflecting high mobility, 18% of participants had moved households between study waves, and by follow-up participants lived in six provinces: Eastern Cape, Gauteng, KwaZulu-Natal, Free State, Western Cape, and North-West.

Ethics approvals were obtained from the University of Cape Town (CSSR 2013/4), Oxford University (CUREC2/12-21), Provincial Departments of Health and Education, National Health Laboratory Service (NHLS) Academic Affairs and Research Management System (2019/08/07) and healthcare facilities. All adolescents and their primary caregivers gave written informed consent at each time point in their preferred language (Xhosa or English), read aloud in cases of low literacy. Trained local researchers supported participants to complete tablet-based questionnaires lasting 60–90 min, in the adolescent's preferred language. Questionnaire wording and content were co-designed with an adolescent advisory group [20]; the South African National Departments of Health, Social Development, Basic Education and National AIDS Council; UNICEF; PEPFAR-USAID, and local NGOs. Pre-piloting was conducted locally with 25 adolescents.

For their participation, adolescents received a snack, a certificate of participation, and a small gift pack including soap and pencils—recommended by our adolescent advisory group and provided regardless of interview completion. Confidentiality was maintained except in cases of risk of harm. For rape, abuse, suicidality, or untreated severe illness (e.g. symptomatic TB), researchers made immediate health and social service referrals with follow-up support ( $n = 246$  referrals over 3 years for 157 adolescents).

### Identifying HEADSS and HEADSS+ Constructs

We mapped study variables alongside the HEADSS and HEADSS+ constructs [21], finding that almost all constructs were represented (Figs. 1, 2). All constructs were coded as binary for comparability across constructs. We also checked that variation was present for each included variable ( $> 5\%$  of participants per category) and included only variables available at all three timepoints.

Prior to analyses, following recommendations in the variable selection literature [22], we examined all potential constructs to see if existing evidence suggested plausible associations with adherence [23, 24]. All constructs were plausibly correlated with adherence and therefore we focused on statistical methods to support variable selection.

HEADSS section	HEADSS item	Corresponding constructs in Mzantsi Wakho questionnaire
Suicide and depression	Problems sleeping – waking, taking a long time to get to sleep, sleeping too much?	Having trouble falling asleep or staying asleep
	Appetite changes?	N/A
	Emotional outbursts? Impulsive behaviour?	Getting annoyed (grouchy) or irritable (kind of angry) really easily (adolescent chose "some of the time", "most of the time", or "all of the time". Getting very angry and often losing one's temper. ("somewhat true" or "definitely true")
	Feelings of hopelessness?	Adolescent endorsed "Nothing will work out for me"
	Boredom? Withdrawn?	N/A
	History of depression?	
	Suicide?	Any symptom endorsed from the depression scale (CDI-10) Any suicidal thoughts or attempts reported in the past month?
	In the family or peers?	N/A
Home and environment	Where is home? Who else lives there?	Biological parent takes care of you at home.
	Relationships at home	Child reported always or often to all positive parenting items. Child reported n or rarely to all poor supervision items
	Recent moves?	N/A
	Running away?	Child Behaviour Check List (CBCL): I run away from home
	Feeling safe	Observed any domestic violence or domestic arguments between adults at home. Child experienced any emotional or physical violence
Education and employment	School attendance and grades – any changes?	Last full term of school, # days missed excl. weekends, holidays, public strikes I cut or bunk classes or skip school (somewhat or certainly true) N/A measure of grades/school attainment
	Favourite/worst subjects?	N/A
	Suspension, termination, dropping out	Currently attending school Stopped going to school because- I finished matric Repeated grades (at least once)
	Plans for the future: education/employment?	N/A
	Current/past employment? Upcoming opportunities?	Too young about questions for work at waves 1 and 2, only introduced at wave 3
	Relationships with friends, teachers, employers	Bullying by peers (scale) Hit by teacher (sometimes + always) N/A for employers (as above)
Drugs – including alcohol and tobacco	Use – by peers, family member?	In the past 3 months, did you have enough alcohol/drugs to forget what happened or couldn't walk/talk properly?
	What, how much and how often?	I drink alcohol to have a good time, without my caregiver knowing or approving. N/A for family members
	Source of payment? Feeling of control? Safety? Access to clean equipment?	N/A
Activities	Activities for fun? With friends, family, church, etc.?	Are you a member of: any youth and/or health organisations, political or activist groups, A youth centre where I can do things like use computers and play sports, A youth club or homework club at school, Gospel Choir/ Singing Group, Sports team, Music/ Arts performance group, Volunteering, Career Development and advice
	Any hobbies?	N/A
	Boredom?	N/A
	Safety	Child has experienced any event of community violence
Sexuality	In a relationship? Ever in a relationship?	Do you currently have a boyfriend or girlfriend?
	Ever had sex? Sex regularly? Types of sex, including oral? Readiness and desire to be sexually active?	Ever had vaginal or anal sex Ever had oral sex
	Condom use – never, sometimes, always	Consistent condom use in past year Used condom last time had sex with your partner
	Condom splits?	N/A
	Masturbation?	N/A
	Sexual orientation?	N/A, measured only at wave 2 and 3
	Age and Sex of partner?	Older partner in the last year: 5 years older
	Number of partners in last 3 months?	How many people have you had sex with in the past year?
	Signs of an STI – pain, discharge, sores?	Any STI symptoms: genital sores /warts, burning or itchiness or bum-related symptoms (past 12 months)
	STI history, knowledge, understanding of prevention?	HIV transmission knowledge captured under "Sex and relationships" section in HEADSS+
	History of pregnancy or abortion?	Been pregnant (girls) Abortion not captured (N/A)
	Periods? Regular? Painful?	N/A
	Use of contraception	Ever used any form of contraception - combined
	Enjoyment? Comfort of sexual activity? Unwanted? Violence?	Experience of first sex (scared, enjoyed, shy, painful, something I wanted, was forced to have sex – choose as many as applicable) Sexual abuse
	Money or gifts in exchange for sex?	Participant had transactional sex in exchange for any presents

N/A – not available in the Mzantsi Wakho questionnaire

Fig. 1 HEADSS constructs mapped onto the Mzantsi Wakho questionnaire

HEADSS+ section	HEADSS+ item	Corresponding constructs in Mzantsi Wakho questionnaire
Uptake of services	Barriers experienced in using services?	Cost of travel to clinic (free)
		Distance of travel to clinic (above 1hr)
		Clinic – safe to get there
	Who assists them to engage?	No one accompanying teen to clinic
	Extra support needed?	N/A
	Boredom? Withdrawn? History of depression?	N/A
Psychosocial issues	Self-stigma – negative feelings towards themselves	Teen living with HIV stigma scale (internalised stigma) - any
	Experience of stigma, discrimination, violence	Stigma by association-any
		Living with HIV stigma scale (discrimination) – any enacted stigma
	Resilience, aspirations, and agency	Has positive future goals
	Awareness of rights and responsibilities	
	Neurocognitive difficulties? Impaired motor skills, language difficulties, and memory impairment.	Cognitive score dichotomised: WHO
Cognitive items, parent report, RA report, special school		
Grief and impact of death of parents/siblings	Orphanhood (Either mother or father are no longer alive)	
	N/A on impact	
Support system	Who offers support? At home, school, friends?	Who supports you the most with advice, help to solve problems? - parent or other family member
	Is more support needed? Who else could provide this support?	Social support scale - high
	Shared status with others? Reactions and experiences? Would like to share?	Teachers: they know about my HIV + they know I am taking ARTs+ I talk to them about my struggles with meds
		Family: they know about my HIV + they know I am taking ARTs+ I talk to them about my struggles with meds
		Friends: they know about my HIV + they know I am taking ARTs+ I talk to them about my struggles with meds
	Attending support group or network?	At disclosure did you feel: Upset? Attending any support group
ART Physical health	CD4 and viral load – results and understanding	Participant does not know their viral load
	Understanding of HIV, ART and adherence	Knows HIV status - Disclosure
		I don't understand why I have to take my medicines
		How did you learn about your HIV the first time?
	Side effects and management	Taking meds caused me to have other physical symptoms (e.g., rash, headache, getting fat in unusual places, nausea, vomiting, diarrhoea) - including defaulters
	Other medication?	Are you currently taking these medications for: diarrhoea, chest pain or TB?
	Storage when away from home, e.g. at friends' houses	N/A
Supply and access	In the last year, how many times were you not able to get your ARVs or HIV medicine because the clinic had run out of medication (stock-out)?	
Steps to self-management	N/A	
Physical health	Fever and night sweats?	Fever in past 6 months
	Cough and difficulties breathing?	Asthma, lung problems, trouble breathing for more than two days (past 6 months)
	Headache, eyesight problems?	Headaches (past 6 months)
	Rashes or skin problems?	Skin issues- Shingles, rash, sores, or ulcers
Sex and relationships	Delayed puberty and growth – feelings and impact	My body is small for my age.
		Child reported at least sometimes to all negative body feeling items
		If someone is HIV-positive, they cannot become infected with HIV again.
	Understanding of how to reduce risk of transmission-adherence, types of sex	HIV cannot be passed from a HIV positive mother to her unborn child.
		If an HIV-positive adolescent has sex, they need to use a condom.
	Sero-discordant counselling	Teen knows partner status (we have disclosure to partner above already)
	HIV testing and counselling for couples	N/A
	Which hormonal contraception - interactions	Use of birth control pill, injection, IUD, implants (any of these)
HPV vaccination	N/A	
Cervical smear test (for sexually active)		

Note: (N/A) not available in the Mzantsi Wakho questionnaire

Fig. 2 HEADSS+ constructs mapped onto the Mzantsi Wakho questionnaire

## Study Measures

All variables were defined in the same way across three timepoints. *ART adherence* was measured using adapted

items from the Patient Medication Adherence Questionnaire and measures developed in Botswana [7]. ART adherence was defined as past 7 days adherence > 95%. Viral load measures were obtained from data abstracted from patient

**Fig. 3** Items from the HEADSS and HEADSS+ checklist that can support identification of adolescents at highest risk of ART non-adherence



clinic records, and routine biomarker data from South Africa's NHLS following the linkage of participant's sociodemographic data to the NHLS data warehouse.

### Possible Identifiers of Non-adherence

We assessed a total of 69 constructs aligned with HEADSS (33) and HEADSS+ (36), with all constructs described in Fig. 1. Full questionnaires are available *here*. The HEADSS sections include: home and environment; exposure to violence; education and employment; suicide and depression; sexuality; substance use; activities. HEADSS+ covers: physical health; ART experience; support system; psychosocial issues; uptake of services; sex and relationships.

### Statistical Analyses

First, we validated self-reported adherence against an undetectable viral load (< 50 copies/ml), and the viral load measurement closest to the interview date (< 12 months before or after, allocating to the closest interview wave) for all the three timepoints. Second, we identified the most predictive set of three constructs in each section. Stepwise variable selection methods can lead to overfitting, such that  $R^2$

and regression coefficient become inflated, while standard errors and  $p$  values become too low [25–27]. To combat this, we used the least absolute shrinkage and selection operator (Lasso) approach [28] for variable selection and robust regression [29–31]—see Supplementary Materials for more information.

In order to take into account person-specific characteristics and the clustered nature of the repeated measures data in this study, we fit a generalized linear mixed model with L1-penalty term that enforces variable selection and shrinkage simultaneously [30]. To enable derivation of a brief list of key constructs, feasible for use in practice, we selected the three top variables from each checklist. Rather than using information criteria, such as AIC and BICs, or cross-validation for  $\lambda$  selection, we tuned the  $\lambda$  parameter so that the Lasso algorithm selected the three factors most strongly associated with ART non-adherence. Since some healthcare settings use only HEADSS or HEADSS+, variable selection analyses were run separately for each checklist. We also conducted a sensitivity analysis regarding the variable selection: we treated all observations as independent of each other (i.e. not accounting for clustered nature of data) and conducted a standard Lasso as well as elastic net variable selection procedures.

With the selected sets of variables, we ran logistic random-intercept regressions to illustrate the average relationships of these variables with adherence across the three timepoints, including controls of participant sex and age. We use mixed-effects (random intercept) logistic regression to provide estimates of the relationships between the selected sets of three variables and non-adherence while modelling the repeated measures structure of the data (from the same subjects at three timepoints). Finally, we examine average adjusted predicted probabilities of ART non-adherence, based on the levels of the selected factors. We have made all R code available open-source online: <https://github.com/marses/HEADSS>.

## Results

See Fig. 3 for a poster or memory aid for healthcare staff, following the HEADSS+ graphic style.

### Viral Load (VL) and Adherence

Past-week self-reported adherence was associated with undetectable viral load (< 50 copies/ml) (aOR 1.51, 95% CI 1.11; 2.05,  $p=0.008$ ), controlling for age, sex, rural/urban, double orphanhood, informal housing and mode of infection (see Table 1 Supp).

### HEADSS and HEADSS+ Constructs are Most Associated with Non-adherence

Lasso selection identified the following set of highest-performing three variables from each checklist that were associated with adherence (reported in reverse for association with non-adherence). From HEADSS, these were: exposure to recent violence, depression symptoms, and being sexually active. From HEADSS+, these were: reporting ART side effects, low social support, and parents/caregivers unaware of adolescent's HIV status or ART usage. The selected  $\lambda$  value for HEADSS was 155 and for HEADSS+ 170 (Figs. 4, 5, 6).

### Multivariable Associations Between Selected Factors and Non-adherence

Using the non-penalised regression results from Table 1, the three identified constructs for HEADSS: emotional or physical violence exposure (aOR 1.97, 95%CI 1.61; 2.42,  $p<0.001$ ), experiencing any depression symptoms (aOR 1.71, 95%CI 1.42; 2.07,  $p<0.001$ ) and being sexually active (aOR 1.80, 95%CI 1.41; 2.28,  $p<0.001$ ) were significantly associated with higher likelihood of non-adherence. For HEADSS+, experiencing medication side effects (aOR 2.27,

95%CI 1.82; 2.81,  $p<0.001$ ), low social support (aOR 1.97, 95%CI 1.60; 2.43,  $p<0.001$ ) and parent not knowing adolescent's HIV status (aOR 2.53, 95%CI 1.91; 3.53,  $p<0.001$ ) was associated with a higher likelihood of non-adherence.

To illustrate the magnitudes, we report predicted probabilities using the coefficients from non-penalised regression and assuming that the distribution of all the factors remained the same among adolescents (see Fig. 7). For the HEADSS constructs, if adolescents report no violence exposure, no depression symptoms, and no sexual activity we would expect about 20.4% to be non-adherent to ART. Conversely, if an adolescent was experiencing violence, depression, and was sexually active, we would expect 55.6% to be non-adherent to ART.

For the HEADSS+ constructs, if adolescents report no medication side-effects, high social support and their parents know about their HIV-status, we would expect about 21.6% to be non-adherent to ART. Conversely, if an adolescent was experiencing medication side-effects, low social support and their parents do not know about their HIV, we would expect 71.8% to be non-adherent to ART.

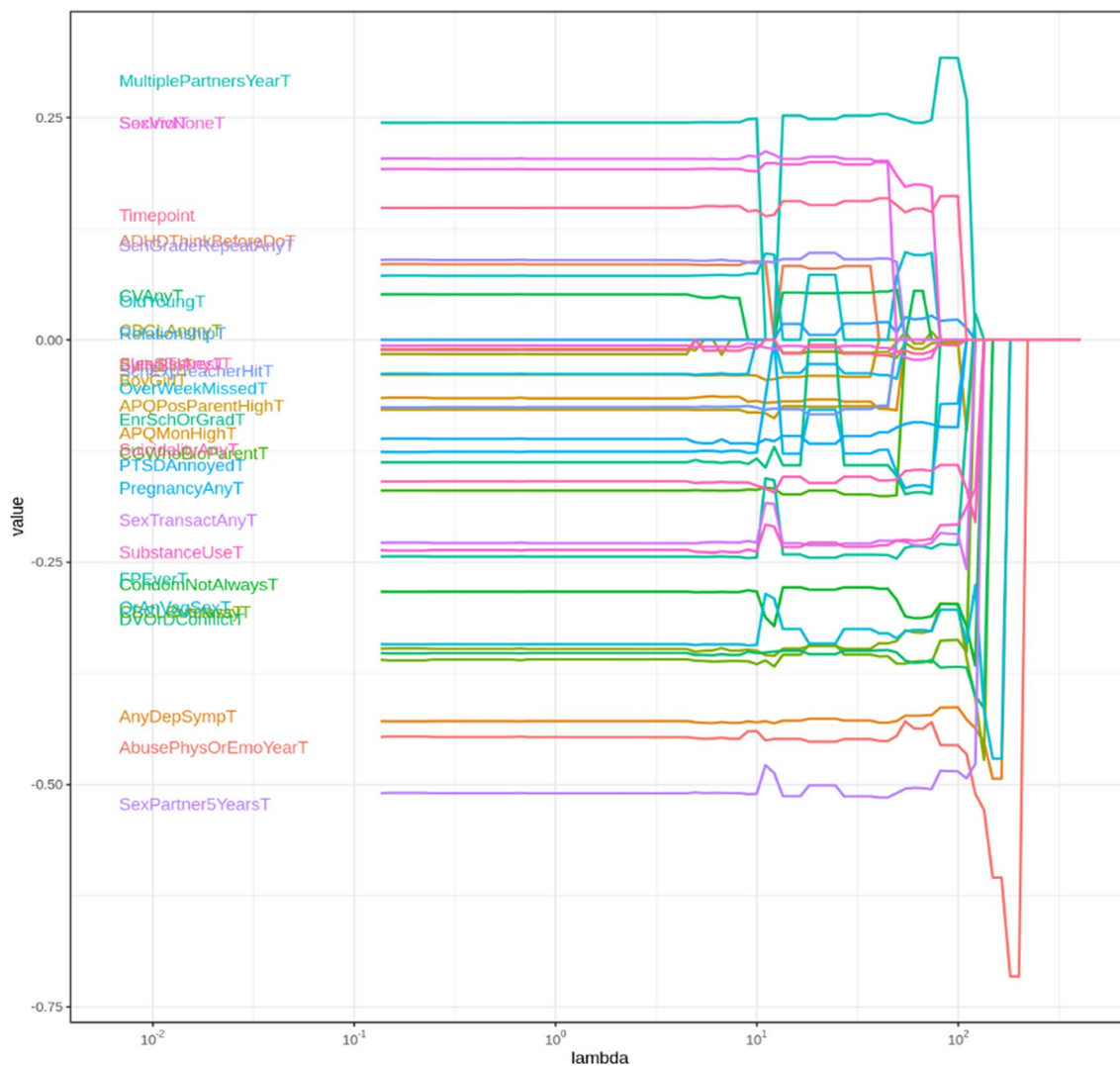
### Sensitivity Analyses

The results of the sensitivity check were in congruence with our variable selection on the full dataset. In brief, the models that do not model clustering of time-specific observations within individuals and do not model the effect of time period provide the same top three variables within each model.

## Discussion

This study identifies simple constructs for identifying risk of adolescent non-adherence within two widely-used checklists in Sub-Saharan Africa. These findings may help healthcare workers identify adolescents in greatest need of support, and pinpoint areas to consider integrating into adolescent HIV care. Findings showed the three most-associated constructs from HEADSS: violence exposure, depression and sexual debut, were associated with increased ART non-adherence from 20.4 to 55.6%. The three most-associated constructs from HEADSS+: medication side-effects, low social support and parents unaware of adolescent HIV status, were associated with increased ART non-adherence from 21.6 to 71.8%. These findings indicate valuable indicators for ART non-adherence. HEADSS and HEADSS+ as established tools have additional value for HIV care, and may support adherence screening in high-burden settings.

Consultations with WHO's Adolescent Service Delivery Working Group on HIV identified a need to plan operationalisation of these findings into practice. For example, adding an asterisk next to these three constructs could alert



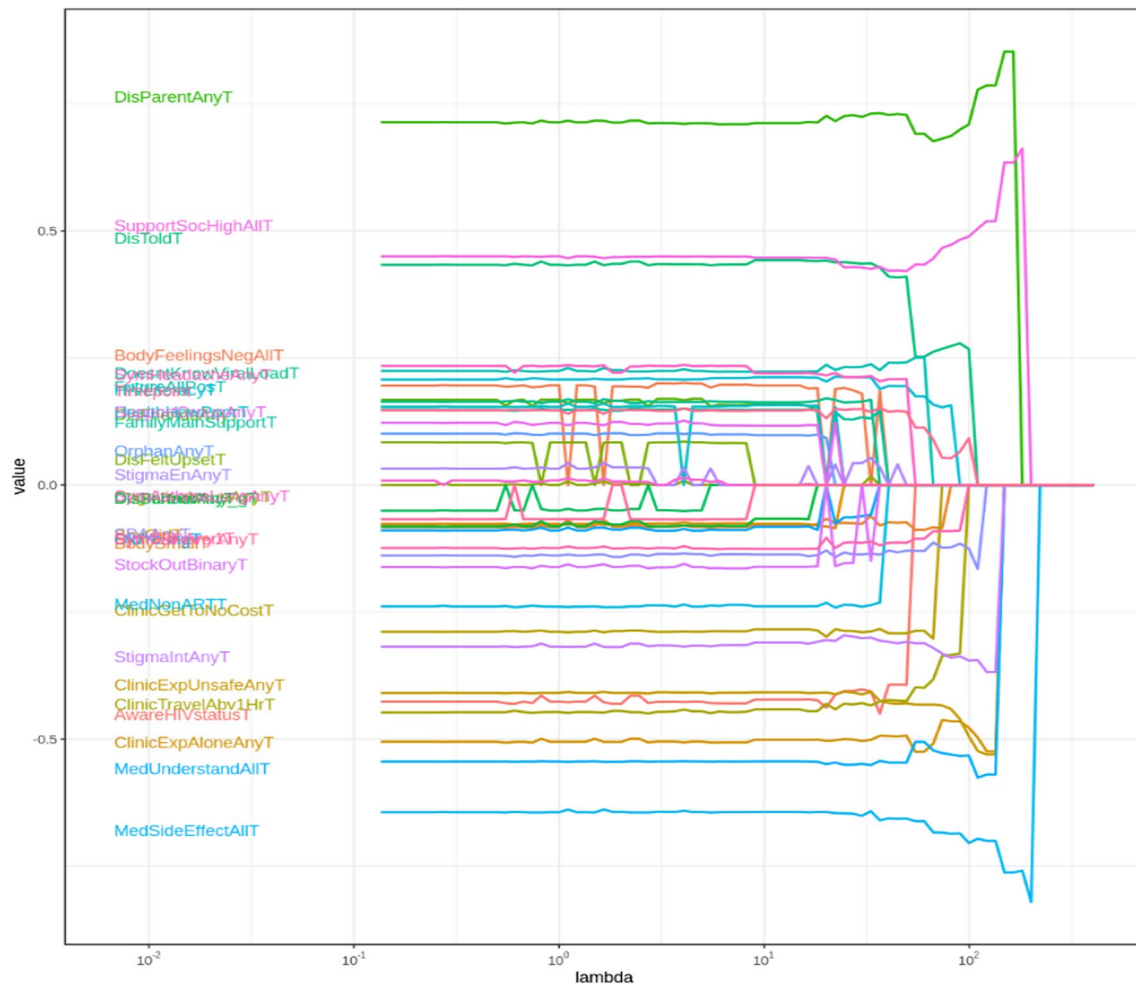
**Fig. 4** Coefficient build-ups for HEADSS dataset. The horizontal axis shows increasing (from left to right) values of the penalty coefficient  $\lambda$ , and the vertical axis shows the value of the regression coefficient for the given variable at the different levels of  $\lambda$ . This figure and Fig. 5 illustrate how Lasso has selected variables as a function of the penalty parameter  $\lambda$  within the HEADSS and HEADSS sub-sets, respectively. Each curve on the plot corresponds to a single

variable. For sufficiently large penalty  $\lambda$ , the only model selected is a model with only the intercept as all coefficients decrease to zero. As  $\lambda$  decreases, more variables are included in the model, which leads to all variables being included when  $\lambda$  becomes sufficiently small. The graphs show the path of model coefficients against  $\lambda$ . The first three paths that emerge on right are selected as three most important

users about risks of non-adherence whilst administering the HEADSS and HEADSS+ checklists in routine clinical care. This could be flexible for contexts where both checklists are used together, or separately—for example, HEADSS+ items assume adolescents’ knowledge that they are HIV-positive, and so HEADSS may be more feasible for adolescents who are not aware of their own HIV-status.

The HEADSS and HEADSS+ tools could also be modified to expand their use in routine care. In clinical settings, posters on clinic walls might encourage adolescents to identify their own support needs, and peer supporters may be trained to administer these tools to identify at-risk

adolescents. Whilst asking questions about medication side-effects and social support may be acceptable, more sensitive topics such as sexual activity or violence victimisation require closer consideration and timely referrals to further care, where needed. Some constructs within HEADSS and HEADSS+ may be easier to ask without the adolescent’s caregiver present. Evidence suggests that there may be important periods to use these checklists—for example as adolescents transition through stages of HIV services, and experience major life events such as parenthood or bereavement.



**Fig. 5** Coefficient build-ups for HEADSS+ dataset. The horizontal axis shows increasing (from left to right) values of the penalty coefficient  $\lambda$ , and the vertical axis shows the value of the regression coefficient for the given variable at the different levels of lambda. Figure 4 and this figure illustrate how Lasso has selected variables as a function of the penalty parameter  $\lambda$  within the HEADSS and HEADSS sub-sets, respectively. Each curve on the plot corresponds to a single

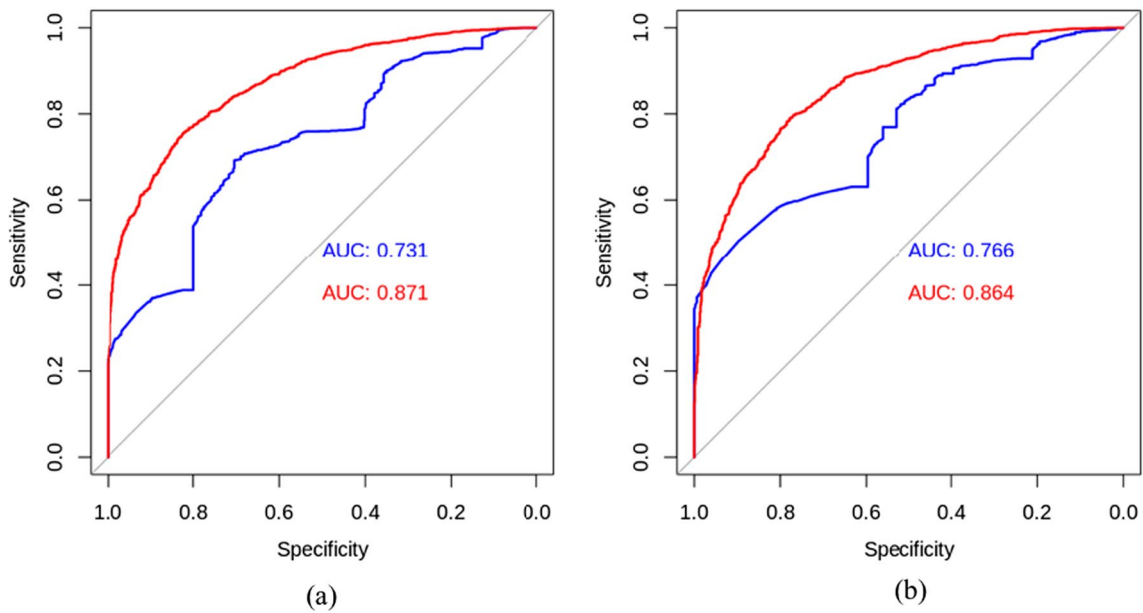
variable. For sufficiently large penalty  $\lambda$ , the only model selected is a model with only the intercept as all coefficients decrease to zero. As  $\lambda$  decreases, more variables are included in the model, which leads to all variables being included when  $\lambda$  becomes sufficiently small. The graphs show the path of model coefficients against  $\lambda$ . The first three paths that emerge on right are selected as three most important

Our findings—that adolescent non-adherence is associated with side-effects, exposure to violence, mental health distress, sexual health and parent–child relationships—also have wider implications for HIV care services. Adherence counselling remains a primary response to anticipated or actual non-adherence, but in some studies shows lower effectiveness for adolescents than for adults [32]. This study supports increasing evidence for community-based and peer-support programs to improve adolescent adherence [33, 34]. Side-effect management is critical—especially in contexts with very limited treatment options. Integrating services for mental health, sexual and reproductive health, poverty reduction and parenting support into HIV care may be particularly valuable, as also found in recent studies from South Africa [35–37], Uganda [38, 39] and Botswana [7].

These considerations can be incorporated into provider training, support group curricula and community services, and use a preventative approach given high overall rates of mental health distress and violence exposure amongst adolescents living with HIV [40, 41]. Support for disclosure within families may benefit long-term adherence, and could be incorporated into future revisions of adherence counselling packages. There may also be opportunities for increasing digital delivery of evidence-based parenting programs and SRH services [42].

This study has several limitations. First, the study took place in one country, although comprising a very large sample, and including adolescents living in six provinces by the follow-up stage. Ideally, replication studies would test whether these constructs work similarly across the





**Fig. 6** ROC curve of the full model (red) and of the 3-variable model selected by Lasso (blue). The panel on the left **a** shows results for HEADSS dataset and the panel on the right **b** shows results for HEADSS+ dataset. This figure illustrates the receiver operating characteristic (ROC) curves for both datasets. The area under the curve

(AUC) for the model with three top HEADSS variables was 0.731 and with HEADSS+ it was 0.766. For comparison, the full HEADSS model (including all variables in Fig. 1) AUC was 0.871 and for the HEADSS+ model AUC was 0.864 (Color figure online)

**Table 1** Regressions demonstrating associations of the selected variables and non-adherence

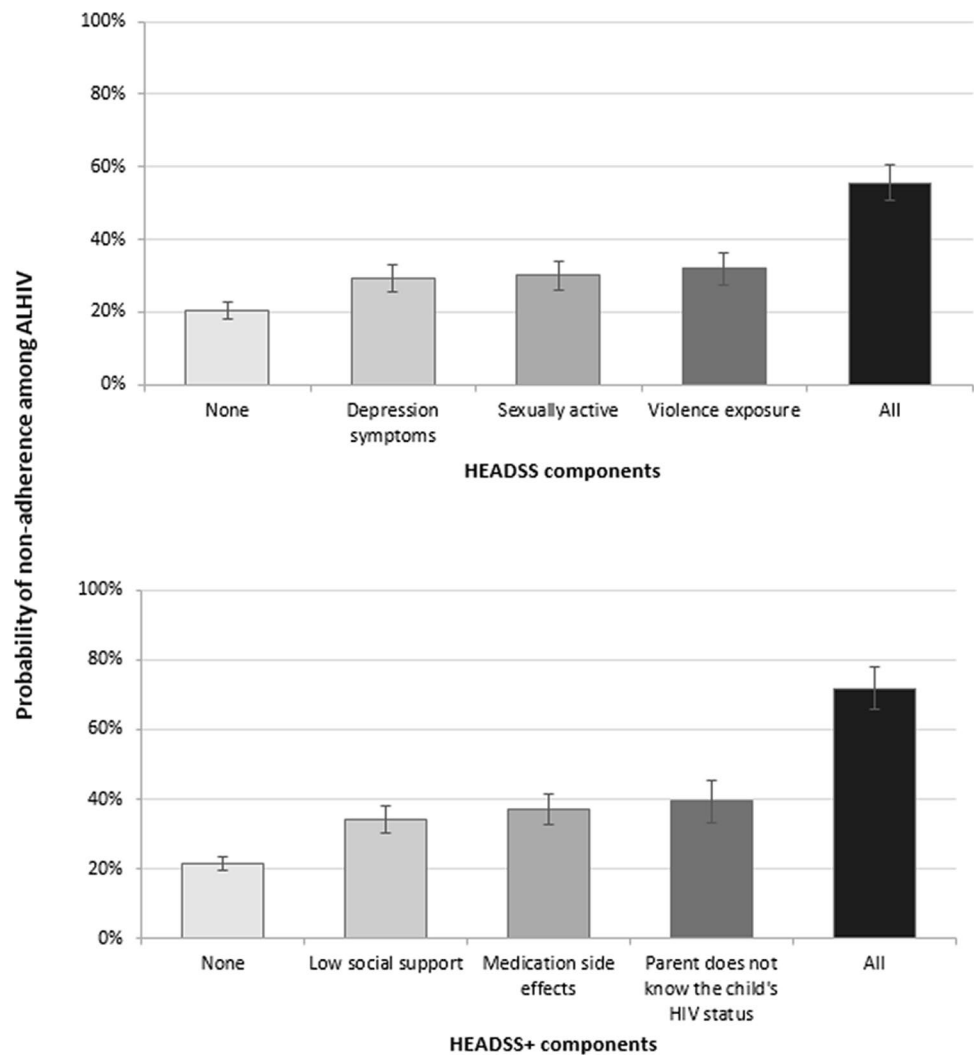
Explanatory variable	Non-penalised regression	
	Odds ratio (95% CI)	p-value
<b>A. HEADSS aligned characteristics (N=933)</b>		
Emotional or physical violence exposure	1.97 (1.61; 2.42)	<0.001
Depression symptoms	1.71 (1.42; 2.07)	<0.001
Sexually active	1.80 (1.41; 2.28)	<0.001
Intercept	0.60 (0.30; 1.19)	0.144
<b>B. HEADSS+ aligned characteristics (N=916)</b>		
ARTs/medication side effects	2.27 (1.82; 2.81)	<0.001
Low social support	1.97 (1.60; 2.43)	<0.001
Parent does not know about adolescent's HIV status	2.53 (1.91; 3.53)	<0.001
Intercept	0.43 (0.24; 0.77)	0.005

Penalised models include the full set of variables. Control variables in non-penalised regression models are age and gender/sex. P-values for non-penalised regression and predicted probabilities may be particularly small due to the previous variable selection

Sub-Saharan African region. Second, in the context of limited healthcare infrastructure, the viral load measures recorded in clinic files did not account for adolescents experiencing drug resistance despite good adherence: there was almost no routine testing or recording of viral resistance. Third, age and stage matter: we identified very high variability in adolescent adherence over time for each individual [35], perhaps reflecting the rapid developmental, social and sexual changes that characterise adolescence. This had implications for analysis, measurement and response. In the

models, we focused on the concurrent relationships of the variables and used all time periods in the model together. However, key constructs identified in our analyses need to be tested in new samples as a predictive model for current and future adherence. There may be value in asking these brief screening questions regularly since we cannot expect consistency over time in adolescents' experiences or adherence. From a service provision perspective, as adolescents' circumstances and development undergo rapid changes, we

**Fig. 7** Adjusted predicted probabilities of non-adherence for HEADSS and HEADSS+



need to ensure that mental health, sexual health and family support services are consistently available.

Fourth, the brief sets of constructs identified do not fully predict non-adherence, and we need to recognise heterogeneity amongst adolescents, especially when fitting models to explain a complex behaviour such as adherence. Our AUC was similar to that in another study of factors associated with adolescent adherence that used a Lasso approach [43]. Fifth, we note that there may be differences between how our study and different healthcare settings ask adolescents about constructs. For example, HEADSS does not specify how providers measure depression symptoms: we used a standardised brief child depression scale, but across countries and facilities there are likely to be differences in questions or scales used.

The study also has strengths. We were able to test an extensive set of constructs, mapped on two widely-used checklists, using validated and previously piloted tools for the region. Our sample included adolescents who were engaged and not engaged in HIV care, in 180 communities

and over 70 government healthcare facilities, in an area with limited health and social services. Therefore, we were able to test associations of adherence within a population that reflects a wide range of adolescents receiving government-provided HIV care. Furthermore, our approach to selecting key constructs associated with non-adherence avoids multiple testing and relies on statistical significance, increasing reliability of results. Lastly, we had very high rates of adolescent retention in the study. Future research could explore whether similar constructs are associated with non-adherence in particular sub-groups of adolescents living with HIV, such as adolescent parents, adolescent key populations and adolescents with disabilities.

## Conclusions

These findings suggest critical constructs within two established checklists that can support identification of adolescents at high risk of non-adherence to ART. These constructs

also highlight the close interlinkages between adolescents' medical, social, familial and sexual wellbeing and their capacity to maintain adherence to ART and subsequent viral load. As we move towards approaches of differentiated care and precision programming, there may be a substantial benefit to integrating side-effect management, violence prevention, mental health, sexual health and family support into our screening and services for adolescents living with HIV.

**Supplementary Information** The online version contains supplementary material available at <https://doi.org/10.1007/s10461-023-04137-6>.

**Acknowledgements** With thanks for detailed and insightful inputs and comments from the World Health Organisation's HIV Adolescent Service Delivery Working Group, in particular Cindy Amaiza, Mohrdran Archary, Moses Bateganya, Susan Hrapcak, Jane Ferguson, Immaculate Mutisya, Denis Tindyebwa. Thanks to Leah de Jager for graphics.

**Disclaimer** Funders had no role in the study design, data collection and analysis, decision to publish, or preparation of the manuscript.

**Author Contributions** LDC and YS conceptualized the paper, and wrote the first draft. YS, MS and SZ led statistical analyses, and contributed to writing. ET, AA, LAG, WA, MC, CCK, CL and LS were involved in refining research questions, understanding use of the HEADSS and HEADSS+ tools, contextualizing use in healthcare contexts, and contributing to writing.

**Funding** This study was funded by the Swedish International Development Agency (SIDA)'s joint regional programme 2gether 4 SRHR through UNICEF's Eastern and Southern Africa Office; UK Research and Innovation Global Challenges Research Fund (UKRI GCRF) Accelerate Hub [ES/S008101/1]; Oak Foundation (R46194/AA001, OFIL-20-057); Nuffield Foundation [CPF/41513]; Evidence for HIV Prevention in Southern Africa, a UKAID programme managed by Mott MacDonald; Janssen Pharmaceutica NV part of the Janssen Pharmaceutical Companies of Johnson & Johnson; and the International AIDS Society through the CIPHER Grant (155-Hod; 2018/625-TOS); Claude Leon Foundation (08 559/C); the John Fell Fund (103/757 and 161/033); the University of Oxford's Economic and Social Research Council Impact Acceleration Account (IAA-MT13-003; 1602-KEA-189; K1311-KEA-004); the Leverhulme Trust (PLP-2014-095); Research England; the European Research Council (ERC) under the European Union's (EU) Seventh Framework Programme (FP7/2007-2013)/ERC Grant Agreement 313421, the EU's Horizon 2020 research and innovation programme/ERC Grant Agreement 737476, 771468); the UK Medical Research Council (MRC) and the UK Department for International Development (DFID) under the MRC/DFID Concordat agreement, and by the Department of Health and Social Care through its National Institutes of Health Research (MR/R022372/1), the Fogarty International Center, National Institute on Mental Health, National Institutes of Health under Award Number K43TW011434, the content is solely the responsibility of the authors and does not represent the official views of the National Institutes of Health. YS was supported by DECIPHer and the Wolfson Centre for Young People's Mental Health. DECIPHer is funded by Welsh Government through Health and Care Research Wales. The Wolfson Centre for Young People's Mental Health has been established with support from the Wolfson Foundation.

**Data Availability** Please contact the authors for sharing data.

**Code Availability** We have made all R code available open-source online: <https://github.com/marses/HEADSS>.

## Declarations

**Conflict of interest** The authors have declared no conflict of interest.

**Ethical Approval** Ethics approvals were obtained from the University of Cape Town (CSSR 2013/4), Oxford University (CUREC2/12-21), Provincial Departments of Health and Education, and healthcare facilities.

**Consent to Participate** All adolescents and caregivers gave full informed consent.

**Consent for Publication** Not applicable.

**Open Access** This article is licensed under a Creative Commons Attribution 4.0 International License, which permits use, sharing, adaptation, distribution and reproduction in any medium or format, as long as you give appropriate credit to the original author(s) and the source, provide a link to the Creative Commons licence, and indicate if changes were made. The images or other third party material in this article are included in the article's Creative Commons licence, unless indicated otherwise in a credit line to the material. If material is not included in the article's Creative Commons licence and your intended use is not permitted by statutory regulation or exceeds the permitted use, you will need to obtain permission directly from the copyright holder. To view a copy of this licence, visit <http://creativecommons.org/licenses/by/4.0/>.


## References

1. UNAIDS. Global AIDS estimates. Geneva: UNAIDS; 2021.
2. UNAIDS. Spectrum estimates <https://aidsinfo.unaids.org>. 2021.
3. Grimsrud A, Ehrenkranz P, Sikazwe I. Silver linings: how COVID-19 expedited differentiated service delivery for HIV. *J Int AIDS Soc*. 2021;24(Suppl 6):e25807.
4. Khan M, Song X, Williams K, Bright K, Sill A, Rakhmanina N. Evaluating adherence to medication in children and adolescents with HIV. *Arch Dis Child*. 2009;94(12):970–3.
5. Okatch H, Beiter K, Eby J, Chapman J, Marukutira T, Tshume O, et al. Brief report: apparent antiretroviral overadherence by pill count is associated with HIV treatment failure in adolescents. *J Acquir Immune Defic Syndr*. 2016;72(5):542–5.
6. Marcus R, Ferrand RA, Kranzer K, Bekker LG. The case for viral load testing in adolescents in resource-limited settings. *J Int AIDS Soc*. 2017;20(Suppl 7):e25002.
7. Lowenthal ED, Marukutira TC, Chapman J, Mokete K, Riva K, Tshume O, et al. Psychosocial assessments for HIV+ African adolescents: establishing construct validity and exploring under-appreciated correlates of adherence. *PLoS ONE*. 2014;9(10):e109302.
8. Lowenthal ED, Matesva M, Marukutira T, Bayani O, Chapman J, Tshume O, et al. Psychological reactance is a novel risk factor for adolescent antiretroviral treatment failure. *AIDS Behav*. 2021;25(5):1474–9.
9. Lowenthal ED, Marukutira T, Tshume O, Chapman J, Anabwani GM, Gross R. Prediction of HIV virologic failure among adolescents using the pediatric symptom checklist. *AIDS Behav*. 2015;19(11):2044–8.
10. Goldenring J, Cohen E. Getting into adolescent heads. *Contemp Pediatr*. 1988;5(7):75–90.
11. Goldenring JM, Rosen DS. Getting into adolescent heads: an essential update. *Contemp Pediatr*. 2004;21(1):64–80.

12. World Health Organization. Health for the world's adolescents: a second chance in the second decade: summary 2014. Available from: <https://apps.who.int/iris/handle/10665/112750>.
13. Cappelli M, Gray C, Zemek R, Cloutier P, Kennedy A, Glennie E, et al. The HEADS-ED: a rapid mental health screening tool for pediatric patients in the emergency department. *Pediatrics*. 2012;130(2):e321–7.
14. Cappelli M, Zemek R, Polihronis C, Thibedeau NR, Kennedy A, Gray C, et al. The HEADS-ED: evaluating the clinical use of a brief, action-oriented, pediatric mental health screening tool. *Pediatr Emerg Care*. 2020;36(1):9–15.
15. Gaiho D, Kumar M, Wamalwa D, Wambua GN, Nduati R. Understanding mental health difficulties and associated psychosocial outcomes in adolescents in the HIV clinic at Kenyatta National Hospital, Kenya. *Ann Gen Psychiatry*. 2018;17(1):1–9.
16. MacKenzie RK, van Lettow M, Gondwe C, Nyirongo J, Singano V, Banda V, et al. Greater retention in care among adolescents on antiretroviral treatment accessing “Teen Club” an adolescent-centred differentiated care model compared with standard of care: a nested case-control study at a tertiary referral hospital in Malawi. *J Int AIDS Soc*. 2017;20(3):e25028.
17. Shenderovich Y, Boyes M, Esposti MD, Casale M, Toska E, Roberts KJ, et al. Relationships with caregivers and mental health outcomes among adolescents living with HIV: a prospective cohort study in South Africa. *BMC Public Health*. 2021;21(1):1–11.
18. Zhou S, Cluver L, Shenderovich Y, Toska E. Uncovering ART adherence inconsistencies: an assessment of sustained adherence among adolescents in South Africa. *J Int AIDS Soc*. 2021;24(10):e25832.
19. Toska E, Zhou S, Laurenzi CA, Haghghat R, Saal W, Gulaid L, et al. Predictors of secondary HIV transmission risk in a cohort of adolescents living with HIV in South Africa. *AIDS*. 2021;36(2):267–76.
20. Oliveras C, Cluver L, Bernays S, Armstrong A. Nothing about us without RIGHTS-meaningful engagement of children and youth: from research prioritization to clinical trials, implementation science, and policy. *J Acquir Immune Defic Syndr*. 2018;78(Suppl 1):S27–31.
21. Armstrong A, Iorpenda K, Caswell G, Kihara C. Adolescent HIV programming READY—here we come! Good Practice Guide [Internet]. 2017. Available from: [https://www.childrenandaids.org/sites/default/files/2017-10/Adolescent%20HIV%20Programm ing\\_1.pdf](https://www.childrenandaids.org/sites/default/files/2017-10/Adolescent%20HIV%20Programm ing_1.pdf).
22. Heinze G, Wallisch C, Dunkler D. Variable selection—a review and recommendations for the practicing statistician. *Biom J*. 2018;60:431–49.
23. Casale M, Carlqvist A, Cluver L. Recent interventions to improve retention in HIV care and adherence to antiretroviral treatment among adolescents and youth: a systematic review. *AIDS Patient Care STDS*. 2019;33(6):237–52.
24. Laurenzi CA, du Toit S, Ameyan W, Melendez-Torres GJ, Kara T, Brand A, et al. Psychosocial interventions for improving engagement in care and health and behavioural outcomes for adolescents and young people living with HIV: a systematic review and meta-analysis. *J Int AIDS Soc*. 2021;24(8):e25741.
25. Pope PT, Webster JT. The use of an F-statistic in stepwise regression procedures. *Technometrics*. 1972;14:327–40.
26. Thompson B. Why won't stepwise methods die? *Meas Eval Couns Dev*. 1989;21(4):146–8.
27. Thompson B. Stepwise regression and stepwise discriminant analysis need not apply here: a guidelines editorial. *Educ Psychol Meas*. 1995;55(4):525–34.
28. Tibshirani R. Regression shrinkage and selection via the lasso. *J R Stat Soc Ser B*. 1996;58(1):267–88.
29. McNeish DM. Using lasso for predictor selection and to assuage overfitting: a method long overlooked in behavioral sciences. *Multivar Behav Res*. 2015;50(5):471–84.
30. Groll A, Tutz G. Variable selection for generalized linear mixed models by L1-penalized estimation. *Stat Comput*. 2014;24(2):137–54.
31. Mueller-Using S, Feldt T, Sarfo FS, Eberhardt KA. Factors associated with performing tuberculosis screening of HIV-positive patients in Ghana: LASSO-based predictor selection in a large public health data set. *BMC Public Health*. 2016;16(1):563.
32. Nasuuna E, Kigozi J, Babirye L, Muganzi A, Sewankambo NK, Nakanjako D. Low HIV viral suppression rates following the intensive adherence counseling (IAC) program for children and adolescents with viral failure in public health facilities in Uganda. *BMC Public Health*. 2018;18(1):1048.
33. Mark D, Armstrong A, Andrade C, Penazzato M, Hatane L, Taing L, et al. HIV treatment and care services for adolescents: a situational analysis of 218 facilities in 23 sub-Saharan African countries. *J Int AIDS Soc*. 2017;20(Suppl 3):25–33.
34. Mavhu W, Willis N, Mufuka J, Bernays S, Tshuma M, Manganah C, et al. Effect of a differentiated service delivery model on virological failure in adolescents with HIV in Zimbabwe (Zvandiri): a cluster-randomised controlled trial. *Lancet Glob Health*. 2020;8(2):e264–75.
35. Cluver L, Shenderovich Y, Toska E, Rudgard WE, Zhou S, Orkin M, et al. Clinic and care: associations with adolescent antiretroviral therapy adherence in a prospective cohort in South Africa. *AIDS*. 2021;35(8):1263–71.
36. Toska E, Laurenzi CA, Roberts KJ, Cluver L, Sherr L. Adolescent mothers affected by HIV and their children: a scoping review of evidence and experiences from sub-Saharan Africa. *Glob Public Health*. 2020;15(11):1655–73.
37. Kidman R, Violari A. Dating violence against HIV-infected youth in South Africa: associations with sexual risk behavior, medication adherence, and mental health. *J Acquir Immune Defic Syndr*. 2018;77(1):64–71.
38. Damulira C, Mukasa MN, Byansi W, Nabunya P, Kivumbi A, Namatovu P, et al. Examining the relationship of social support and family cohesion on ART adherence among HIV-positive adolescents in southern Uganda: baseline findings. *Vulnerable Child Youth Stud*. 2019;14(2):181–90.
39. Kinyanda E, Salisbury TT, Musingo SK, Ssembajjwe W, Levin J, Nakasujja N, et al. Major depressive disorder among HIV infected youth in Uganda: Incidence, persistence and their predictors. *AIDS Behav*. 2020;24(9):2588–96.
40. Laurenzi CA, Skeen S, Gordon S, Akin-Olugbade O, Abrahams N, Bradshaw M, et al. Preventing mental health conditions in adolescents living with HIV: an urgent need for evidence. *J Int AIDS Soc*. 2020;23(Suppl 5):e25556.
41. Sevenoaks T, Fouche J-P, Phillips N, Heany S, Myer L, Zar HJ, et al. Childhood trauma and mental health in the cape town adolescent antiretroviral cohort. *J Child Adolesc Trauma*. 2021;15(2):353–63.
42. Perks B, Cluver L. The parenting vaccine. *Nat Hum Behav*. 2020;4(10):985.
43. Brathwaite R, Ssewamala FM, Neilands TB, Okumu M, Mutumba M, Damulira C, et al. Predicting the individualized risk of poor adherence to ART medication among adolescents living with HIV in Uganda: the Suubi+Adherence study. *J Int AIDS Soc*. 2021;24(6):e25756.

**Publisher's Note** Springer Nature remains neutral with regard to jurisdictional claims in published maps and institutional affiliations.

## Authors and Affiliations

Lucie D. Cluver<sup>1,12</sup>  · Yulia Shenderovich<sup>2,3</sup> · Marko Seslija<sup>1</sup> · Siyanai Zhou<sup>4,5</sup> · Elona Toska<sup>1,4</sup> · Alice Armstrong<sup>6</sup> · Laurie A. Gulaid<sup>6</sup> · Wole Ameyan<sup>7</sup> · Matteo Cassolato<sup>8</sup> · Caroline C. Kuo<sup>9</sup> · Christina Laurenzi<sup>10</sup> · Lorraine Sherr<sup>11</sup>

✉ Lucie D. Cluver  
lucie.cluver@spi.ox.ac.uk

Yulia Shenderovich  
ShenderovichY@cardiff.ac.uk

Marko Seslija  
marko.seslija@spi.ox.ac.uk

Siyanai Zhou  
zhou.siyah@gmail.com

Elona Toska  
elona.toska@uct.ac.za

Alice Armstrong  
aarmstrong@unicef.org

Laurie A. Gulaid  
lgulaid@unicef.org

Wole Ameyan  
ameyanw@who.int

Matteo Cassolato  
mcassolato@frontlineaids.org

Caroline C. Kuo  
caroline\_kuo@brown.edu

Christina Laurenzi  
christina.a.laurenzi@gmail.com

Lorraine Sherr  
l.sherr@ucl.ac.uk

<sup>2</sup> Wolfson Centre for Young People's Mental Health, Cardiff University, Cardiff, UK

<sup>3</sup> Centre for the Development and Evaluation of Complex Interventions for Public Health Improvement (DECIPHer), School of Social Sciences, Cardiff University, Cardiff, UK

<sup>4</sup> Centre for Social Science Research, University of Cape Town, Cape Town, South Africa

<sup>5</sup> Division of Social and Behavioural Sciences, School of Public Health, Faculty of Health Sciences, University of Cape Town, Cape Town, South Africa

<sup>6</sup> UNICEF Eastern and Southern Africa Regional Office, Nairobi, Kenya

<sup>7</sup> Global HIV, Hepatitis and Sexually Transmitted Infections Programmes, World Health Organization, Geneva, Switzerland

<sup>8</sup> Frontline AIDS, Brighton, UK

<sup>9</sup> Department of Health Studies, American University, Washington, DC, USA

<sup>10</sup> Department of Global Health, Institute for Life Course Health Research, Stellenbosch University, Stellenbosch, South Africa

<sup>11</sup> Health Psychology Unit, Institute of Global Health, University College London, London, UK

<sup>12</sup> Department of Psychiatry and Mental Health, University of Cape Town, Cape Town, South Africa

<sup>1</sup> Centre for Evidence-Based Intervention, Department of Social Policy & Intervention, University of Oxford, Barnett House, 32 Wellington Square, Oxford OX1 2ER, UK