

Sensory, attention, and mental health interventions for autism: A technological patient and public involvement (PPI) study

David Ruttenberg¹, Oonagh Coleman², Imogen Krell³, Joni Holmes⁴, Kaśka Porayska-Pomsta¹, and Sarah White³

¹UCL Institute of Education, ²King's College Institute of Psychiatry, Psychology, & Neuroscience, ³UCL Institute of Cognitive Neuroscience, and ⁴University of Cambridge CALM & MRC



Background...

Autistic people have sensory issues

These issues are prevalent at school and work

These lead to anxiety and distractibility

Technology may help, but...

Current tech is aimed at children and diagnosis—not accommodations for adults

We Aimed To...

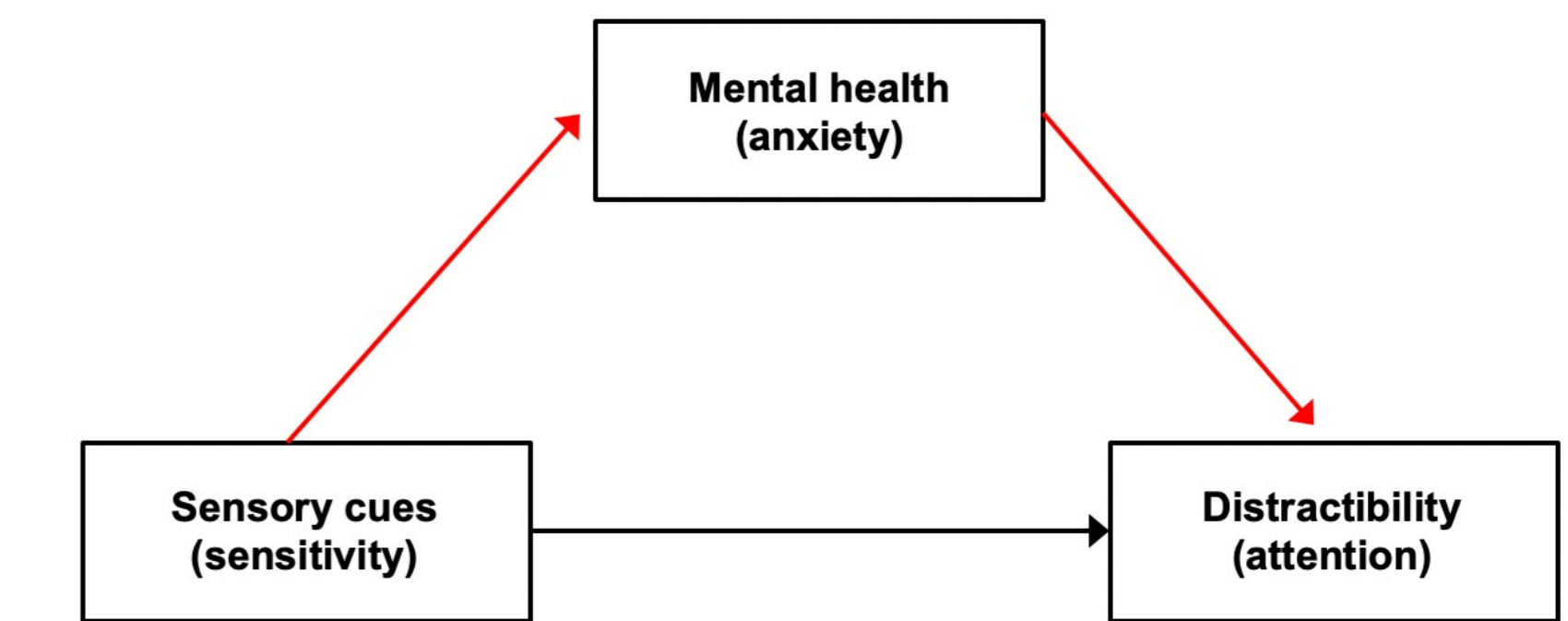
- Understand sensory sensitivity in autistic adults' lives
- Evaluate how sensitivity impacts attention & mental health
- Explore autistic desire and tolerance of technological aids

We Predicted That...

- H1:** Autistic adults have sensory, distraction & anxiety concerns
- H2:** Anxiety connects sensitivity to attention for autistic adults
- H3:** Autistic adults would welcome technological aids

Theory supports that...

- In non-autistic adults, sensory sensitivity leads to distractibility only when anxiety is high
- We tested this in highly educated autistic adults



Experiments and Participants...

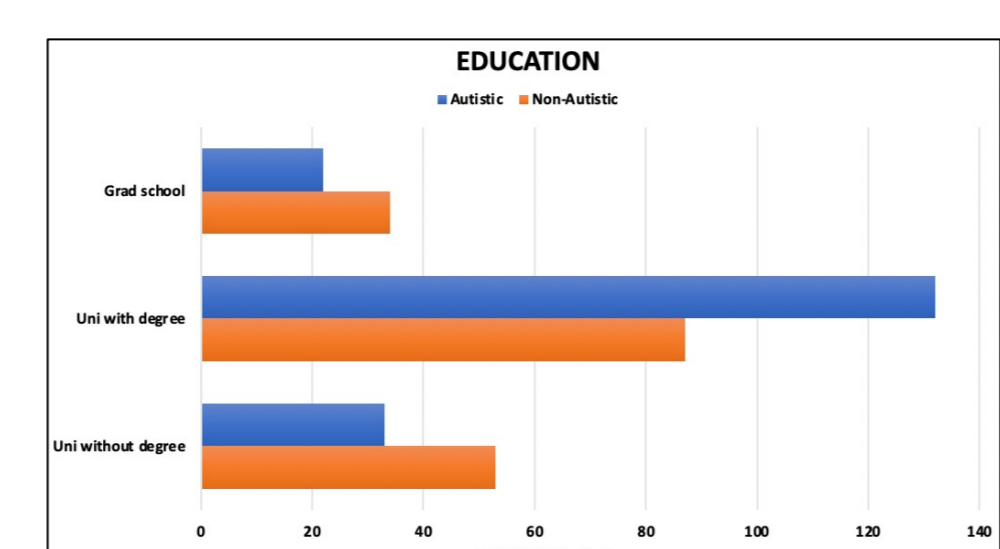
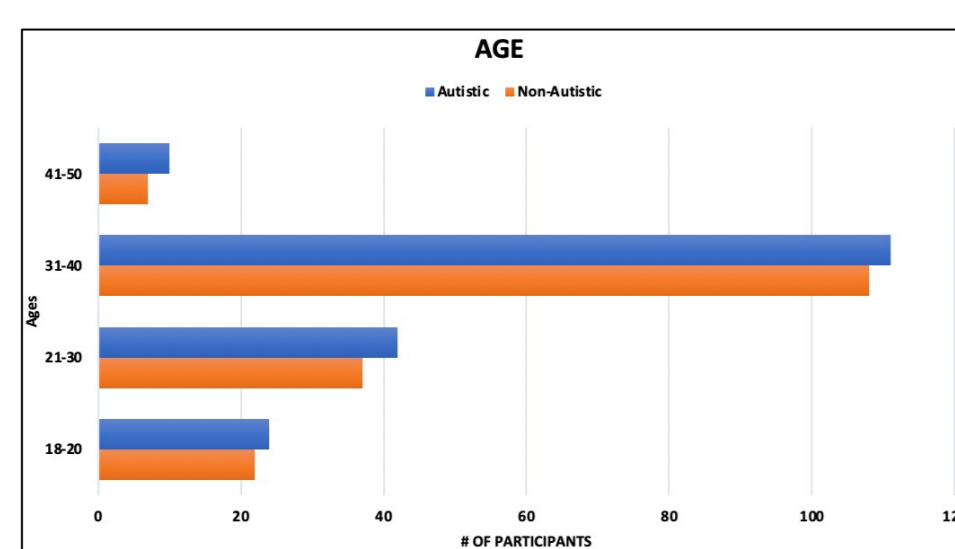
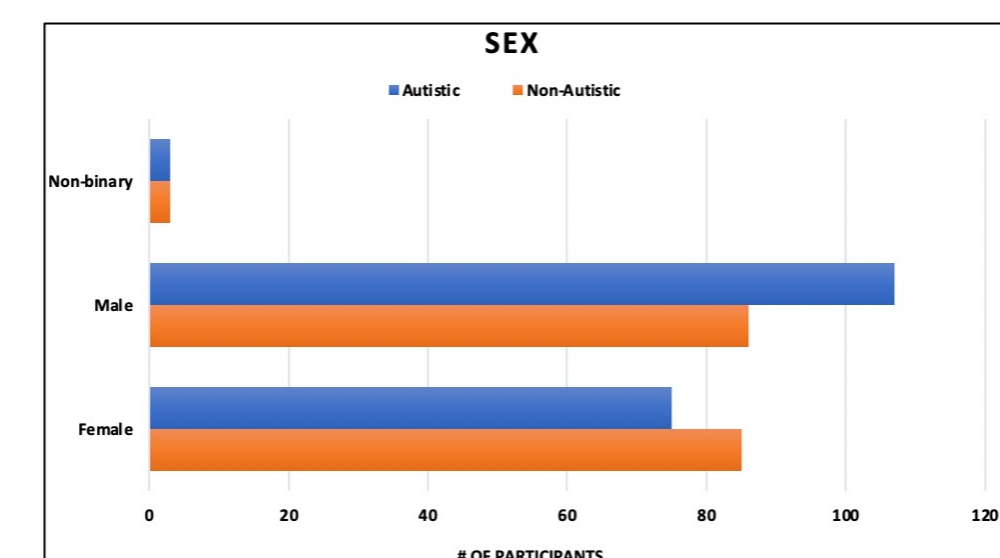
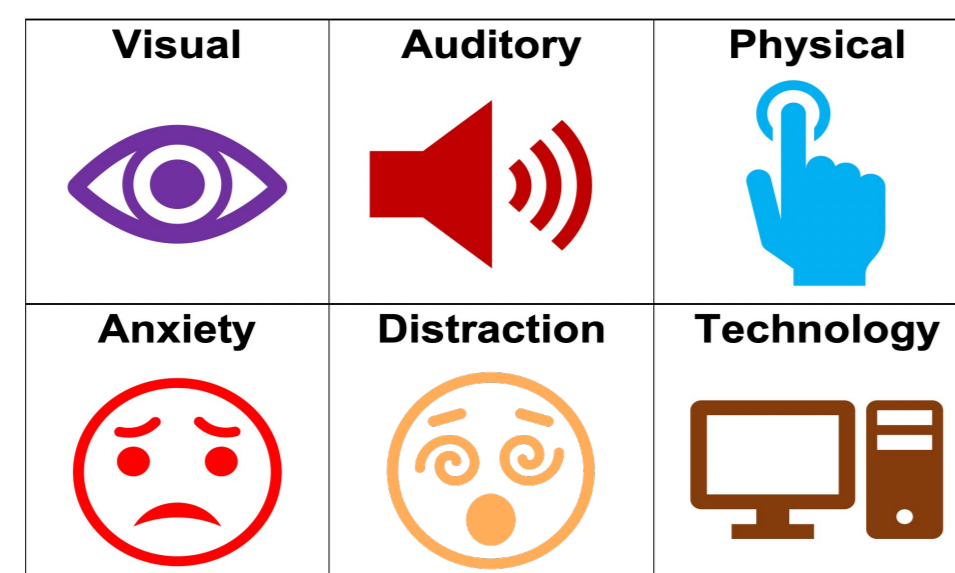
Focus Groups

- 5 autistic adult groups co-produced an autistic-voiced questionnaire
- Crafted a word cloud to describe autistic sensory sensitivities
- Re-voiced meaningful autistic language was created



Online Questionnaire

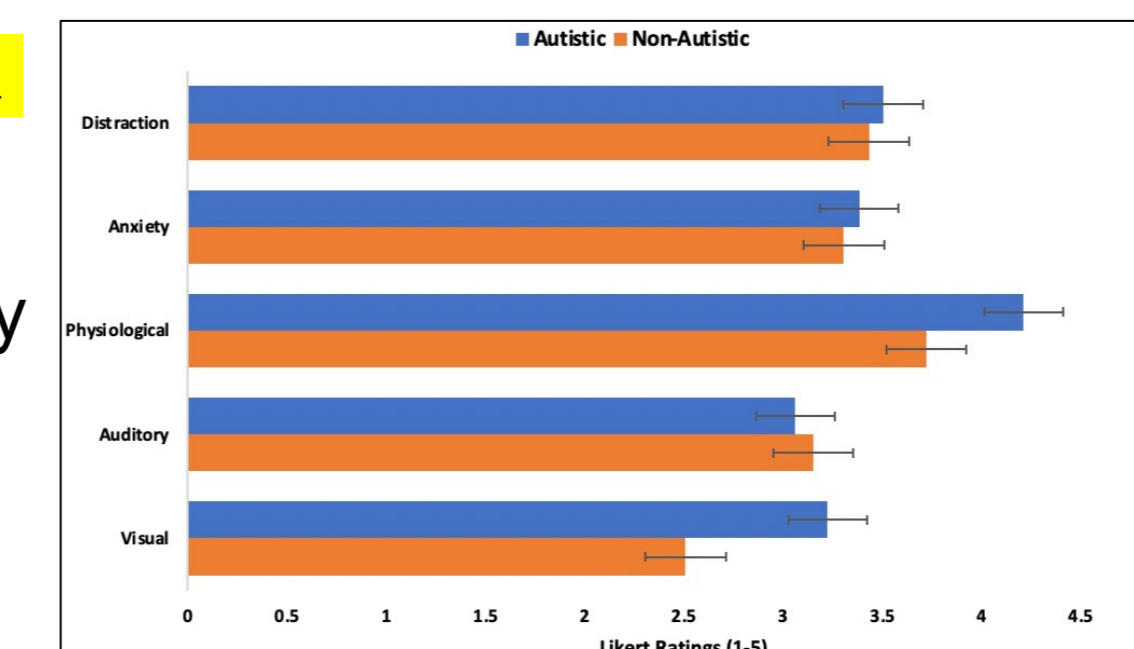
- 103-items across 6 sensitivity themes
- Example: I find humming lights, noisy ceiling fans, or clocks ticking as distracting



Results

Group Differences

- Autistic adults reported higher visual & physical sensitivity
- No difference in anxiety or distractibility
- Possible reasons—autistic adults:
 - ✓ have developed coping strategies?
 - ✓ are used to higher anxiety levels?



Regression

- Modelled predictors of distraction & anxiety
 - ✓ visual, auditory & physiological
- Controlled for age, gender & education
- All sensory modalities contribute to distraction & anxiety in autism group

Linear Regression: Modeling sensory cues to distractibility and anxiety

Measure	Group	Auditory	Visual	Physiology
Distraction	Autistic	⊙	⊙	⊙
	Non-autistic	⊙	⊙	⊙
Anxiety	Autistic	⊙	⊙	⊙
	Non-autistic	⊙	⊙	⊙

Correlations

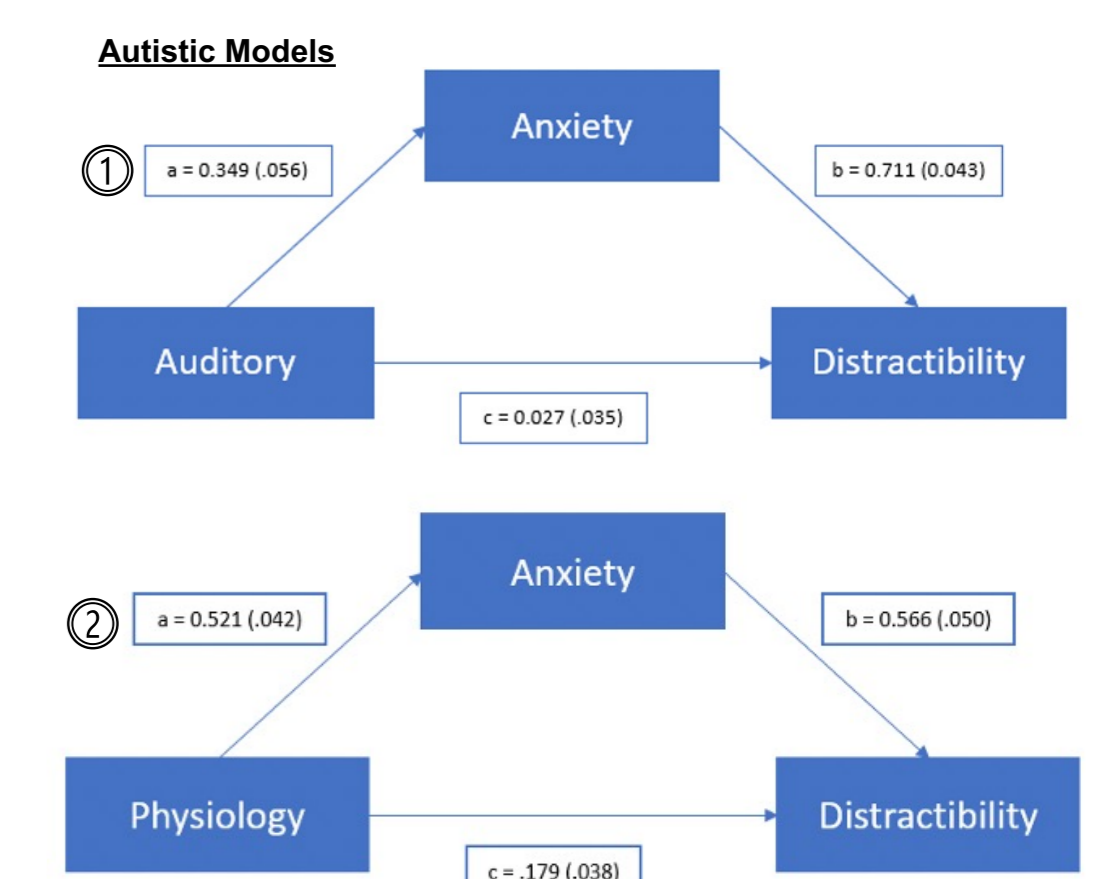
- Nearly every variable related so that...
- Being more sensitive in one mode means you're likely to:
 - ✓ be more sensitive in other modes
 - ✓ face more anxiety & distractibility

Spearman's Rank Correlation: Sensory sensitivity & outcome variables

Measure	Visual	Auditory	Physiological	Anxiety
Autistic	Auditory	0.12		
	Psychology	0.35*	0.22*	
	Anxiety	0.78**	0.35*	0.46**
Non-Autistic	Distraction	0.54**	0.33*	0.52**
	Auditory	0.57**		
	Psychology	0.50**	0.43**	
Non-Autistic	Anxiety	0.65**	0.55**	0.63**
	Distraction	0.47**	0.37**	0.47**
	Distraction	0.54**		

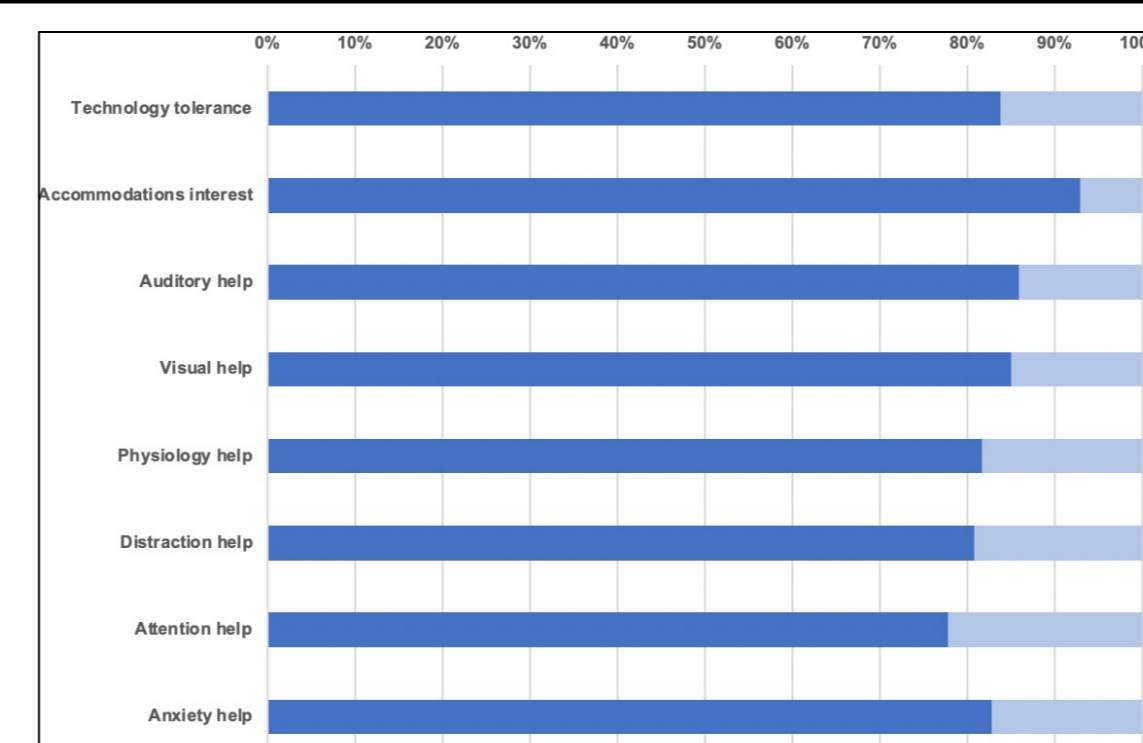
Mediation Models

- Tested if anxiety mediates relationship between sensory and distraction
- Full mediation: auditory for autistic and visual for non-autistic
- Partial mediation: physiological for both groups
- sensory → anxiety → distraction



Technology Takeaway

- Already a big part of autistic adults' lives
- Majority welcome personalized smart devices
- Desired accommodations like alerts, filters and guidance that may reduce anxiety and distraction in high sensory environments



Toward the Future

Study, select, and test sensors that:

- ✓ support autistic adults' personalized aims
- ✓ offer user-selectable reductions in sensitivity and anxiety
- ✓ use customised filters to increase attention if desired
- ✓ adapt tech to environmental and personal variability



References:

Leekam, S. R., Nieto, C., Libby, S. J., Wing, L., & Gould, J. (2007). Describing the sensory abnormalities of children and adults with autism. *Journal of autism and developmental disorders*, 37(5), 894-910.

Green, S. A., & Ben-Sasson, A. (2010). Anxiety disorders and sensory over-responsivity in children with autism spectrum disorders: is there a causal relationship? *Journal of autism and developmental disorders*, 40(12), 1495-1504.

Marco, E. J., Hinkley, L. B., Hill, S. S., & Nagarajan, S. S. (2011). Sensory processing in autism: a review of neurophysiological findings. *Pediatric research*, 69(8), 48-54.

al Kalkbubi, R., & Robinson, P. (2007). Therapeutic versus prosthetic assistive technologies: The case of autism. *Assistive Technology*, 9(1), 1-10.

Moriya, J., & Tanno, Y. (2010). Attentional resources in social anxiety and the effects of perceptual load. *Cognition and Emotion*, 24(6), 1329-1348.

Thompson, A. (2020). Sense study: UCL students. SENSE. Retrieved January 22, 2023, from <https://www.sensestudy.co.uk/>

Concentration Questionnaire (CQ) (2019). Stanislaus State, Student Affairs, Psychological Counseling Services, retrieved 21 May 2019, www.csustan.edu/psychological-counseling-services-39

Cognitive Research Platform. (2022). Cognifit. Retrieved March 9, 2022, from <https://www.cognifit.com/cognitive-research-tool>

Cognifit® Data Sheet (2019). Cognifit® Tools for Professionals. Retrieved 2019-04-09, from <http://www.cognifit.com/cognitive-assessment/dhd-test>

Ashburner, J., Bennett, L., Rodger, S., & Ziviani, J. (2013). Understanding the sensory experiences of young people with autism spectrum disorder: A preliminary investigation. *Australian occupational therapy journal*, 60(3), 171-180.

Ashburner, J., Ziviani, J., & Rodger, S. (2008). Sensory processing and classroom emotional, behavioral, and educational outcomes in children with autism spectrum disorder. *American journal of occupational therapy*, 62(5), 564-573.

