

# Detecting Faults in Inner Product Masking Scheme

## IPM-FD: IPM with Fault Detection (Extended version\*)

Wei Cheng<sup>1</sup> · Claude Carlet<sup>2</sup> · Kouassi Goli<sup>1</sup> ·  
Jean-Luc Danger<sup>1,3</sup> · Sylvain Guilley<sup>3,1,4</sup>

Received: date / Accepted: date

**Abstract** Side-channel analysis and fault injection attacks are two typical threats to cryptographic implementations, especially in modern embedded devices. Thus there is an insistent demand for dual side-channel and fault injection protections. As we know, masking is a kind of provable countermeasure against side-channel attacks. Recently, inner product masking (IPM) was proposed as a promising higher-order masking scheme against side-channel analysis, but not for fault injection attacks. In this paper, we devise a new masking scheme named IPM-FD. It is built on IPM, which enables fault detection. This novel masking scheme has three properties: the security orders in the word-level probing model, bit-level probing model, and the number of detected faults. IPM-FD is proven secure both in the word-level and in the bit-level probing models, and allows for end-to-end fault detection against fault injection attacks.

Furthermore, we illustrate its security order by interpreting IPM-FD as a coding problem then linking it to one defining parameters of linear code, and show its implementation cost by applying IPM-FD to AES-128.

**Keywords** Side-Channel analysis · Fault-Injection attacks · Inner product masking · Fault detection

### 1 Introduction

With the advent of Internet of Things (IoT), more and more cryptographic libraries are implemented in software. Now, IoT objects are, most of the time, not made of secure hardware. Therefore, it is important for the software to protect itself in a sound manner. In this article, we assume that the implementation is free from configuration and coding bugs. Still, in this case, attackers can leverage two techniques to extract information: *side-channel* and *fault injection* analyses. Indeed, it is known that a single faulty encryption in AES can fully disclose 128 bits of the secret key [1]. It can be noted that some combined side-channel and fault analyses exist against protected implementations [7, 11].

On one hand, protections against Side-channel analysis aims at reducing the signal-to-noise ratio (see definition in [24, § 4.3.2]) an attacker can get. One option is to balance the leakage, a technique which is used to linearize the control flow. For instance, cache-timing attacks can be alleviated by removing conditional opcodes whose condition is sensitive and sensitive pointer dereferencing. Besides, we assume Meltdown and ZombieLoad attack categories are irrelevant as the code we are interested in is at the baremetal level. Still, there is the possibility of sensitive value leakage, which is properly addressed by randomization (*masking*) [24,

---

✉ Wei Cheng,  
wei.cheng@telecom-paris.fr  
Claude Carlet,  
claude.carlet@univ-paris8.fr  
Kouassi Goli,  
kouassi.goli@polytechnique.edu  
Jean-Luc Danger,  
jean-luc.danger@telecom-paris.fr  
Sylvain Guilley,  
sylvain.guilley@secure-ic.com

<sup>1</sup> LTCI, Télécom Paris, Institut Polytechnique de Paris, Palaiseau, France

<sup>2</sup> LAGA, Department of Mathematics University of Paris 8, Paris, France

<sup>3</sup> Secure-IC S.A.S. Cesson-Sévigné, France

<sup>4</sup> Département d'informatique de l'ENS (DIENS), ENS, CNRS, PSL University, Paris, France

\* This work is an extension of [8] (PROOFS 2019).

Chap. 9]). Indeed, sensitive values leak through a non-injective and noisy channel, thence single trace attacks are unpractical.

On the other hand, protections against fault injection attacks boil down to detection of errors, using either spatial, temporal, or information redundancy. Other techniques rely on invariant checking, such as idempotence of encryption composed by decryption.

In this paper, we present a joint countermeasure to both attacks, which is more efficient than two countermeasures piled one on top of each other.

*State-of-the-art.* In scientific literature, early countermeasures against both side-channel and fault injection attacks have been designed in hardware. Several gate-level logic styles have been introduced, in particular dual-rail with precharge logic, aiming at balancing the leakage. Namely, redundant encodings, where each bit  $a$  is represented as a pair of bits  $(a_f, a_t)$ , such that  $a_f = \neg a_t = a$  during computation evaluation phase. Owing to this redundancy, the total number of bits set to 1 is unchanged (if in addition, the *evaluation* phase is interleaved with a *precharge* phase, the Hamming distance between two states is also constant, irrespective of the sensitive data manipulated). Besides, the redundant encoding  $a_f = \neg a_t = a$  allows for computation checks, as in evaluation phase,  $a_f = a_t$  (two configurations, namely  $(0, 0)$  and  $(1, 1)$ ) are forbidden. Starting from Wave Dynamic Differential Logic (WDDL [24, Chap. 7]), other improvements have been successively introduced (MDLP, iMDPL [21], ParTI [33], etc.) Also, some exotic styles have been proposed (asynchronous logic [27], adiabatic logic [26], etc.). All this corpus requires hardware support.

In this paper, we target software-level countermeasures. We build upon the higher-order side-channel countermeasure known as IPM [2] to enrich it to detect faults injected during the computation.

*Contributions.* We devise an end-to-end fault-detection scheme which operates from within a provable high-order multivariate masking scheme. In practice, we enhance IPM scheme to enable end-to-end side-channel and fault injection detection, while keeping security proofs in the probing security model. Furthermore, we quantify the impact of both side-channel and fault detection on a complete AES-128 to show the advantages of our new scheme.

This work is an extension of the previous eponymous conference paper [8]. We highlight below the new extensions incorporated in this paper:

- The generalization of IPM and IPM-FD to (O)DSM is presented to emphasize the connections and dif-

ferences between two schemes. This generalization allows us to optimize the former by using constructions of the latter in a coding-theoretic approach. For instance, some optimal codes in (O)DSM would also be applicable in IPM and IPM-FD.

- We clarify the fault models by showing the essential different assumptions under these models, which determine the fault detection capability of IPM-FD and (O)DSM. We insist that our IPM-FD only considers the last two fault models since we focus on the end-to-end protections.
- By comparing the IPM-FD and BM-FD (Boolean masking with fault detection), we demonstrate the advantages of the former over the latter. Specifically, IPM-FD needs less shares to achieve the same security order at word-level. Furthermore, the bit-level security order of IPM-FD can be much higher than BM-FD given the same number of shares.
- We insist that the systematic construction of optimal codes for IPM-FD and DSM at both word-level and bit-level is still an open problem. In this paper, we only provide the metrics and some results with small number of shares by an exhaustive study. Note that another exhaustive study for optimal linear codes for IPM is also available in a related specialized paper [10].

*Outline.* The rest of this paper is organized as follows. Sec. 2 introduces two typical schemes as the state-of-the-art of countermeasures. Our novel protection is presented in Sec. 3, with security analysis and optimal code selection in Sec. 4. The practical performance evaluation is presented in Sec. 5. Finally, Sec. 6 concludes the paper and opens some perspectives.

## 2 State-of-the-art on side-channel & fault protection

Side-channel protections considered in this work come in two flavors:

- Inner Product Masking (IPM) [2] is a word-oriented (e.g., byte-oriented) masking scheme, equipped with universal operations (namely, addition and multiplication). It is optimized to resist attacks at both the word-level and bit-level probing model [30], which is suitable for computing cryptographic algorithms that are subject to high-order side-channel analysis.
- Direct Sum Masking (DSM) [5] is a masking scheme which allows for concurrent side-channel and fault injection protection. It expresses the masking as the two encodings of the secret in a code  $C$ , and masks in a code  $D$ , respectively. This allows us to recover

the information by decoding from  $C$  and to check the masks by decoding from  $D$ .

These two protections are presented, one after the other, in this section.

## 2.1 Inner Product Masking

### 2.1.1 Notations

Computations are carried out in characteristic two finite fields:  $\mathbb{F}_2$  for bits and  $\mathbb{K}$  for larger fields. In practice  $\mathbb{K}$  can be  $\mathbb{F}_{2^l}$  for some  $l$ , e.g.,  $l = 8$  for AES, and  $l = 4$  for PRESENT. The elements from  $\mathbb{K}$  are termed *words*, and they are also referred to as *bytes* when  $l = 8$  and to *nibbles* when  $l = 4$ . We denote  $+$  the addition in characteristic two field  $\mathbb{K}$ , which is bitwise XOR. Recall that the subtraction is the same operation as the addition in  $\mathbb{K}$ . Elements of  $\mathbb{F}_2$  are denoted as  $\{0, 1\}$ , and elements of  $\mathbb{F}_{2^l}$  (as *words*) are represented as polynomials. In this paper, we use  $\mathbb{F}_{2^4} \cong \mathbb{F}_2[\alpha]/\langle\alpha^4 + \alpha + 1\rangle$ , and  $\mathbb{F}_{2^8} \cong \mathbb{F}_2[\alpha]/\langle\alpha^8 + \alpha^4 + \alpha^3 + \alpha + 1\rangle$  (that of AES).

We recall that linear codes are spacevectors, characterized by their base field  $\mathbb{K}$ , their length  $n$  and their dimension  $k$ . In addition, linear codes have parameters traditionally denoted as  $[n, k, d]$ , where  $d$  is the minimum distance. The dual of a linear code  $D$  is the linear code  $D^\perp$  whose codewords are orthogonal to all codewords of  $D$ . The dual distance  $d^\perp$  of a linear code  $D$  happens to be equal to the minimum distance of  $D^\perp$  [23].

Let  $n$  be the number of shares in IPM, and the coefficient vector in IPM is  $\vec{L} = (L_1, L_2, \dots, L_n)$  where  $L_1 = 1$  for performance reason [2, § 1.2].

**Definition 1 (IPM data representation)** A word of secret information  $X \in \mathbb{K}$  is represented in IPM as a tuple of  $n$  field elements:

$$\vec{Z} = (X + \sum_{i=2}^n L_i M_i, M_2, \dots, M_n) = \mathbf{XG} + \vec{M}\mathbf{H} \quad (1)$$

where  $\vec{M} = (M_2, M_3, \dots, M_n)$  is the mask materials,  $\mathbf{G}$  and  $\mathbf{H}$  are generating matrices of linear codes  $C$  and  $D$ , respectively, as showed below.

$$\mathbf{G} = \left( \begin{array}{c|cccc} 1 & 0 & 0 & \dots & 0 \end{array} \right) \in \mathbb{K}^{1 \times n}, \quad (2)$$

$$\mathbf{H} = \left( \begin{array}{c|cccc} L_2 & 1 & 0 & \dots & 0 \\ L_3 & 0 & 1 & \dots & 0 \\ \vdots & 0 & 0 & \ddots & 0 \\ L_n & 0 & 0 & \dots & 1 \end{array} \right) \in \mathbb{K}^{(n-1) \times n}. \quad (3)$$

The secret information  $X$  can be demasked by inner product between two vectors as:  $X = \langle \vec{L}, \vec{Z} \rangle =$

$\sum_{i=1}^n L_i Z_i$ . Finally, we introduce some handy subset notations. Let  $\vec{Z} = (Z_1, \dots, Z_n) = (Z_i)_{i \in \{1, \dots, n\}}$  be a vector. We have:

$$\vec{Z}_I = (Z_i)_{i \in I} \quad \text{for } I \subseteq \{1, \dots, n\}.$$

For instance,  $Z_{\{i\} \cup \{k+1, \dots, n\}}$ , for  $1 \leq i \leq k \leq n$ , represents the  $(n - k + 1)$  vector  $(Z_i, Z_{k+1}, Z_{k+2}, \dots, Z_n)$ .

### 2.1.2 Security order regarding side-channel analysis

The security of IPM is stated in the *probing model* [17]: the security order is the maximum number of shares which are independent to masked information. We clarify word-level and bit-level security orders as follows:

- **Word-level ( $l$ -bit) security order  $d_w$** : since many devices perform computation on word-level data, byte-level operations are very common especially on embedded devices. In this paper, we also present instances for 4-bit (nibble) variables for adopting IPM to protect implementation of lightweight cipher like PRESENT, Simon and Speck, etc.
- **Bit-level security order  $d_b$** : in practice, each bit of sensitive variable can be investigated independently or/and several bits can be evaluated jointly. We consider here the number of bits that can be probed by attackers in one time, which is consistent with the bit-level probing model proposed by Poussier *et al.* [30].

The main advantage of IPM is the higher bit-level security order than Boolean masking, which is called ‘‘Security Order Amplification’’ in [36]. It has been proven in [30] that side-channel resistance is directly connected to the dual distance  $d_D^\perp$  of the code  $D$  generated by  $\mathbf{H}$ . Precisely, the security order  $t$  of IPM is equal to  $t = d_D^\perp - 1$  [30].

The dual distance of linear code  $D$  is equal to the minimum distance of the dual code  $D^\perp$  [23]. It is easy to see that the latter has dimension 1 and is generated by a  $1 \times n$  matrix:

$$\mathbf{H}^\perp = (1 \ L_2 \ L_3 \ \dots \ L_n). \quad (4)$$

In order to investigate the bit-level security, the definition of expansion is introduced as follows.

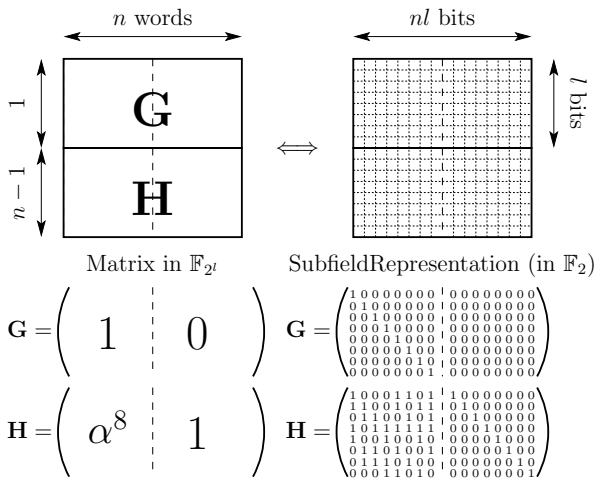
**Definition 2 (Code Expansion)** By using sub-field representation, the elements in  $\mathbb{K} = \mathbb{F}_{2^l}$  are decomposed into  $\mathbb{F}_2$ , we have:

$$\text{SubfieldRepresentation:} \quad (1, L_2, \dots, L_n)_{2^l} \longrightarrow (I_l, \mathbb{L}_2, \dots, \mathbb{L}_n)_2, \quad (5)$$

where  $I_l$  is the  $l \times l$  identity matrix in  $\mathbb{F}_2$  and  $\mathbb{L}_i$  ( $2 \leq i \leq n$ ) are  $l \times l$  matrices.

To derive the matrices, we can use that  $\mathbb{F}_{2^l}$  is a field extension of  $\mathbb{F}_2$ , and given an irreducible polynomial  $P$  over  $\mathbb{F}_2$  and denoting each element  $a \in \mathbb{F}_{2^l}$  as  $\sum_{i=0}^{l-1} a_i \alpha^i \pmod{P(\alpha)}$ , replace  $a$  by  $(a_0, \dots, a_{l-1})$ . Under the computer algebra system `Magma` [35],  $P$  is `DefiningPolynomial( $\mathbb{F}_{2^l}$ )` and  $D'$  is the representation of  $D$  in subfield (`SubfieldRepresentationCode( $D$ )`). If  $D$  has parameters  $[n, k, d]_{2^l}$ , then  $D'$  has parameters  $[nl, kl, d']_2$ , where  $d' \geq d$ . IPM opportunisticly exploits the fact that this inequality can be strict, and attempts to maximize the difference  $d' - d$ .

At word level, we notice that the dual distance of  $D$  is equal to  $n$  as long as  $\forall i, L_i \neq 0$ . As a result, the word-level security order of IPM is  $d_w = n - 1$  which is in consistence with [2]. In addition, security order  $d_b$  at the bit-level of IPM is equal to the dual distance of the code expanded by  $D$  from  $\mathbb{F}_{2^l}$  to  $\mathbb{F}_2$ . A typical example of IPM codes matrices  $\mathbf{G} = (1, 0)$  and  $\mathbf{H} = (L_2 = \alpha^8, 1)$  in  $\mathbb{F}_{2^8}$  is given in Fig. 1. The security order at word (byte) level is  $d_w = n - 1 = 1$  and at bit level is  $d_b = 3$  because the dual code of  $D = \text{span}(H)$  is generated by  $(1, L_2)$ , which, after projection in  $\mathbb{F}_2$ , has parameters  $[16, 8, 4]_2$ .



**Fig. 1** Dimensions of (typical) IPM encodings, for  $n = 2$ , on  $l = 8$  bits at byte-level. (Matrices  $\mathbf{G}$  and  $\mathbf{H}$  are examples.)

Moreover, addition and multiplication are proven to be  $t = (n - 1)$ -order secure at word-level in [3] using  $t$ -SNI property [4], thus the word-level security order is maintained by composition. Still, when a variable is reused, caution must be taken where a refresh algorithm is always adopted to avoid dependence. The refresh operation allows us to decorrelate two copies of a variable that need to be used at two places (to avoid side-channel flaws as put forward in [14]). How-

ever, IPM cannot detect faults since no redundancy is inserted to the coding.

## 2.2 Direct Sum Masking

Direct sum masking has been originally introduced as Orthogonal Direct Sum Masking (ODSM [5]). The secret  $\vec{X}$  is represented as a bitvector in  $\mathbb{F}_2^l$ . It is encoded using generating matrix  $\mathbf{G}$  (of size  $l \times nl$  in  $\mathbb{F}_2$ ) as a word in  $\mathbb{F}_2^{nl}$ . Some random masks  $\vec{M}$ , drawn uniformly in  $\mathbb{F}_2^{(n-1)l}$  are encoded with matrix  $\mathbf{H}$  (of size  $(n-1)l \times nl$ ). After masking the secret with the mask materials, one gets the protected information:

$$\vec{Z} = \vec{X}\mathbf{G} + \vec{M}\mathbf{H}. \quad (6)$$

The features of the DSM are the following:

- Elements are bits;
- Computation on masked variable  $\vec{Z}$  occurs matrixially;
- Side-channel protection is ensured at order  $d_D^{\frac{1}{2}} - 1$ ;
- Fault detection allows detecting  $d_C - 1$  bitflips.

Orthogonal Direct Sum Masking (ODSM) is a particular case of DSM for which  $\mathbf{G}\mathbf{H}^T = 0_{k \times (n-k)}$ , or said differently,  $C$  and  $D$  are mutually dual codes. An illustration of DSM and ODSM is provided in Fig. 2. In this figure, without loss of generality, the matrices  $\mathbf{G}$  and  $\mathbf{H}$  are written in systemic form. The conditions for  $C = \text{span}(\mathbf{G})$  and  $D = \text{span}(\mathbf{H})$  to be complementary are recalled in the following

**Lemma 1** ([28, Proposition 1]) *Let  $0 \leq k \leq n$ , and*

$$\mathbf{G} = (\mathbf{I}_k \ \mathbf{P}) \in \mathbb{F}_2^{k \times n} \text{ and } \mathbf{H} = (\mathbf{L} \ \mathbf{I}_{n-k}) \in \mathbb{F}_2^{(n-k) \times n}.$$

*Then, the following three statements are equivalent:*

1.  $\begin{pmatrix} \mathbf{G} \\ \mathbf{H} \end{pmatrix} \in \mathbb{F}_2^{n \times n}$  is invertible;
2.  $\mathbf{I}_k + \mathbf{P}\mathbf{L}^T \in \mathbb{F}_2^{k \times k}$  is invertible;
3.  $\mathbf{I}_{n-k} + \mathbf{L}\mathbf{P}^T \in \mathbb{F}_2^{(n-k) \times (n-k)}$  is invertible.

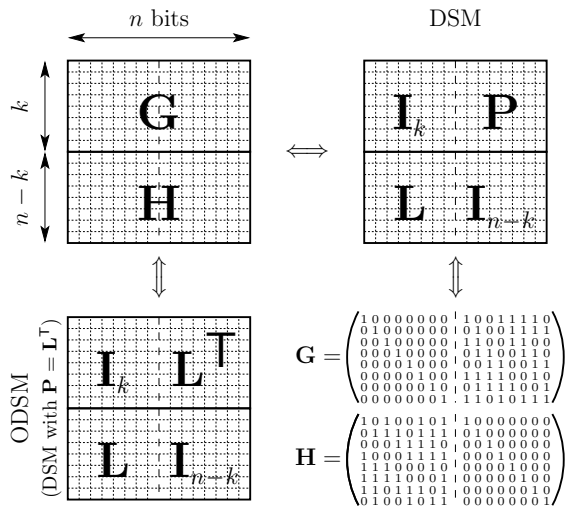
A detailed comparison between DSM and IPM is proposed in Tab. 1.

On the contrary to IPM, the matrices  $\mathbf{G}$  and  $\mathbf{H}$  do not have specific form (recall IPM matrices are formatted as Eqn. 2 and Eqn. 3). However, there is no general inverse operation of “SubfieldRepresentation” (recall Def. 2) for DSM. Therefore, IPM is a special case of DSM, but some DSM encodings (Eqn. 6) cannot be represented as IPM.

ODSM uses orthogonal codes such that recovering  $\vec{M}$  is straightforward knowing  $\vec{Z}$ : it consists in an orthogonal projection from spacevector  $\mathbb{F}_2^{nl}$  onto  $D$ . Actually, the complete commutative diagram involved in

**Table 1** Comparison between (O)DSM and IPM (-FD) schemes.

Features	(O)DSM [5]	IPM [2]	Comments
Objects	Bits	Words	IPM can always be seen as a DSM scheme by subfield representation. Reverse compatibility only if bitvectors matrix multiplication can be promoted in $\mathbb{F}_{2^l}$
Operations	Matrix product	Adapted Ishai-Sahai-Wagner (ISW) [17]	ISW has been studied extensively
Side-channel protection	$d_D^\perp - 1$ is the protection order	Same, albeit with two notions: word and bit levels	For real-world (power/electromagnetic) attacks, bit-level security is relevant [15]
Fault injection protection	$d_C - 1$ bitflips are detected	IPM-FD: Repetition code (This paper)	IPM-FD could be empowered by using a better or even optimal code instead of repetition code

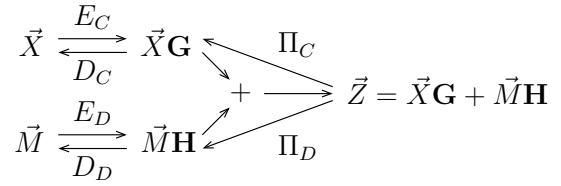

**Fig. 2** Dimensions of (typical) DSM and ODSM encodings (on  $\mathbb{F}_2$ ), for  $k = 8$  bit and  $n = 16$  bit. (Matrices  $\mathbf{G}$  and  $\mathbf{H}$  are examples.)

DSM is depicted in Fig. 3. The operations are explicated below:

- Information vector  $\vec{X}$  is encoded as  $\vec{X}\mathbf{G}$  (using linear application  $E_C$ ), while decoding of  $\vec{X}\mathbf{G}$  into  $\vec{X}$  is ensured by the decoding application  $D_C$ ;
- Similarly, masking random variables  $\vec{M}$  are encoded as  $\vec{M}\mathbf{H}$  (using linear application  $E_D$ ). Decoding of  $\vec{M}\mathbf{H}$  into  $\vec{M}$  is ensured by the decoding application  $D_D$ ;
- Creating an encoded word  $\vec{Z}$  consists of adding one codeword  $\vec{X}\mathbf{G}$  from  $C$  to one codeword  $\vec{M}\mathbf{H}$  from  $D$ . In reverse, projections of  $\vec{Z} \in \mathbb{F}_2^n$  to  $C$  (resp.  $D$ ) are obtained by linear projection operation  $\Pi_C$  (resp.  $\Pi_D$ ).

When  $C$  and  $D$  are orthogonal, then  $\mathbf{G}\mathbf{H}^\top = \mathbf{0}$ , the all-zero  $l \times (n-1)l$  matrix. As a result, we have  $\Pi_C(\vec{Z}) = \vec{Z}\mathbf{G}^\top(\mathbf{G}\mathbf{G}^\top)^{-1}\mathbf{G}$  and  $\Pi_D(\vec{Z}) = \vec{Z}\mathbf{H}^\top(\mathbf{H}\mathbf{H}^\top)^{-1}\mathbf{H}$  as in [5].

This allows for the verification that an attacker who injects a fault has not corrupted (useless in terms of


**Fig. 3** Commutative diagram of DSM masking scheme with encoding and decoding.

exploitation) the masks  $\vec{M}$ . In practice, the attack (addition of a nonzero bitvector  $\epsilon \in \mathbb{F}_2^n \setminus \{0\}$ ) is undetected if and only if  $\epsilon \in C$ . Indeed, otherwise  $\epsilon$  has a nonzero component in spacevector  $D$ , and the fault injection is detected. The fault detection capability can be quantified in two models:

1. Assumption 1: the difficulty of the attack is larger if the number of flipped bits is larger. Thus, undetected faults  $\epsilon \in C \setminus \{0\}$  must have Hamming weights  $\geq d_C$ , where  $d_C$  is the minimum distance of code  $C$ .
2. Assumption 2: the attacker can corrupt  $Z$  regardless of the value of  $\epsilon$ , but cannot control the value of  $\epsilon$ . Said differently,  $\epsilon$  is a random variable uniformly distributed in  $\mathbb{F}_2^n \setminus \{0\}$ . This fault is undetected provided  $\epsilon \in C \setminus \{0\}$ . As  $C$  has dimension  $l$ , the cardinality of  $C \setminus \{0\}$  is  $2^l - 1$ . Therefore, the probability that the fault is not detected equals  $\frac{2^l - 1}{2^{nl} - 1} \approx 2^{-l(n-1)}$ . This number is independent from the code  $C$ , but depends on code  $D$ .

Thus, the probability of undetected faults gets lower as  $l$  and  $n$  increases. However, this approach has three drawbacks:

- First of all, the masks used in ODSM remain unchanged during each call of cipher, which allows fault detection. But the “static” masks may pose a vulnerability since masks should be refreshed to avoid unintended dependencies between sensitive variables.
- Secondly, it allows only to check errors on states  $\vec{Z}$ , but not during non-linear computations (which are

tabulated, i.e., operations on  $\vec{Z}$  consist in lookup table accesses). From a hardware point of view, this means that ODSM allows us to detect faults in sequential logic (e.g., register banks, RAM, etc.), but not in combinational logic (e.g., logic gates or ROM).

- Thirdly, during verification, that is the projection of  $\vec{Z} + \epsilon$  in spacevector  $D$ , the state  $\vec{Z}$  is manipulated, hence additional leakage is produced, which must be taken into account in the security evaluation of ODSM representation (Eqn. 6). This is the reason we suggest detecting faults at the very end (end-to-end fault detection), like after encryption or decryption.

The first two points are structural weaknesses, and will be fixed in Alg. 1, starting from Section 3. For the third one, some codes suitable for DSM are constructed by Carlet *et al.* in [6] by duplicating the masks  $\vec{M}$ , while this solution does not allow an end-to-end scheme.

### 3 Novel end-to-end fault detection scheme

#### 3.1 Rationale

The core idea in our new scheme is to duplicate (two or more times) the secret  $X$ , rather than duplicating masks  $\vec{M}$  as in [6], so that it can be checked at the end (when it is no longer sensitive—e.g., a ciphertext is a non-sensitive variable, so as the plaintext).

Our new scheme is a IPM-like masking scheme, called IPM-FD. Since IPM is a promising high-order masking scheme, we extend it with fault detection capability so that it can resist both side-channel analysis and fault injection attacks simultaneously. Specifically, we represent the information as a vector  $(X_1, X_2, \dots, X_k) \in \mathbb{K}^k$  where  $\mathbb{K} = \mathbb{F}_{2^l}$ .

We propose the new encoding as follows. Let us denote:

**Definition 3 (IPM-FD data representation)** Let  $X_i \in \mathbb{K}$  be the  $k$  copies of secret information, then the encoding is represented as a tuple of  $n$  elements in  $\mathbb{K}$ :

$$\begin{aligned} \vec{Z} &= \underbrace{(X_1, X_2, \dots, X_k)}_{\text{secrets } \vec{X}} \mathbf{G} + \underbrace{(M_{k+1}, \dots, M_n)}_{\text{masks } \vec{M}} \mathbf{H} \\ &= (Z_1, Z_2, \dots, Z_n), \end{aligned} \quad (7)$$

where

$$\mathbf{G} = (I_k \parallel 0) \in \mathbb{K}^{k \times n},$$

$$\mathbf{H} = (L \parallel I_{n-k}) \in \mathbb{K}^{(n-k) \times n},$$

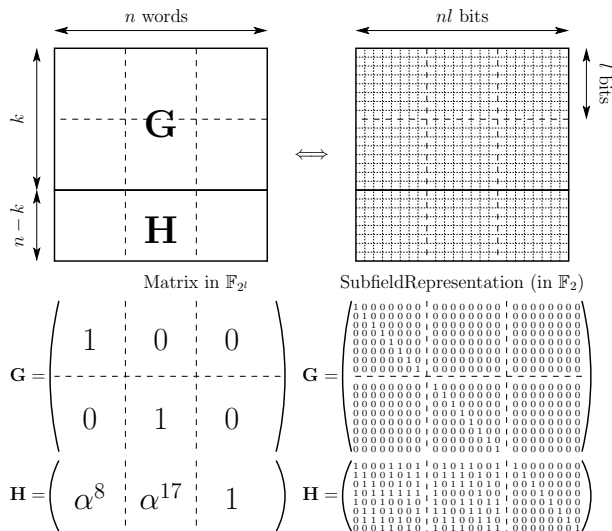
here  $I_k$  is the  $k \times k$  identity matrix in  $\mathbb{K}$ , and  $L$  is a matrix of size  $(n-k) \times k$ , that is  $L$  has coefficients  $(L_{i,j})_{k < i \leq n, 1 \leq j \leq k}$ .

This definition 3 is a generalization of Def. 1. In practice, we will call Eqn. 7 with redundancy to detect faults in the information  $X$ , i.e.,  $(X_1, X_2, \dots, X_k) = (X, X, \dots, X)$  as:

$$\vec{Z} = (X, X, \dots, X) \mathbf{G} + (M_{k+1}, \dots, M_n) \mathbf{H}. \quad (8)$$

For the sake of convenience, the IPM-FD encoding used in this paper is depicted in Fig. 4. It illustrates a protection using  $n = 3$  shares of  $l = 8$  bits, with the following security features:

- $d_w = 1$  (1st-order secure at byte-level), because dual distance of  $\mathbf{H}$  in  $\mathbb{F}_{2^8}$  is 2;
- $d_b = 3$  (3rd-order secure at bit-level), since the dual distance of the optimal  $\mathbf{H}$  over  $\mathbb{F}_2$  is 4 — the subfield representation (by Def. 2) of the dual code  $\mathbf{H}^\perp$  spawn by  $(1 \ L_2 \ L_3)$  has parameters  $[24, 8, 4]_2$  where we take  $L_2 = \alpha^8$  and  $L_3 = \alpha^{17}$  as optimal parameters (from an exhaustive search over all possible candidates of  $L_2$  and  $L_3$  over  $\mathbb{F}_{2^8}$ ) in this case (shown in Fig. 4).



**Fig. 4** Dimensions (typical) of IPM-FD encodings, for  $n = 3$ ,  $k = 2$  and  $l = 8$  bits. (Matrices  $\mathbf{G}$  and  $\mathbf{H}$  are examples.)

Computation can be carried out on such  $\vec{Z}$ , and when it is over (e.g., the complete AES is finished), the implementation can check whether the  $k$  copies of the information are the same. This allows us to detect up to  $(k-1)$  errors (there is an error if the  $k$  copies are not equal to each other). It is worth noting that this model is stronger than the one in ODSM where only errors  $\epsilon$  with Hamming weight  $w_H(\epsilon) > d_C$  are detected in ODSM.

Repeating  $X$   $k$  times may increase the signal captured by the attacker by a factor  $k$ , however it is irrelevant to security order. Indeed, there is more signal,

but it is correlated, therefore it has no impact on the amount of information. Notice that, as a future extension, one might consider an encoding of information  $X$  which is more efficient in terms of rate than the simple  $k$ -times repetition code  $X \mapsto (X, \dots, X)$ . However, such representation in Eqn. 8 allows for an end-to-end security protection against fault injection attacks, as illustrated in Alg. 1.

For fault detection, either the algorithm 1 is started from scratch, or other actions, such as event logging for subsequent analysis (aiming at taking proactive actions to plug this leak), are triggered off. It is obvious that detecting fault in each intermediate phase can be carried out at any place in Alg. 1, especially during step 5. However, such precaution is superfluous, as an overall check is done at the end, that is at line 8. In addition, intermediate checks would disclose when the fault occurs (e.g., at which round), which delivers precious feedback to the attacker regarding the accuracy and the reproducibility of the setups.

---

**Algorithm 1:** End-to-end protection of a cryptographic algorithm (here AES-128) against fault injection attacks using IPM-FD scheme

---

**input** : Plaintext  $X \in \mathbb{F}_{2^8}^{16}$ , key  $K \in \mathbb{F}_{2^8}^{16}$ , and number of detected faults  $d_f = k - 1$ , number of shares  $n = d_w + 1$ , bit-level security order  $d_b = d_D^{\frac{1}{2}} - 1$

**output:** Ciphertext, or  $\perp$  if a fault has been detected

- 1 The matrices  $\mathbf{G}$  and  $\mathbf{H}$  (corresponding to code  $C$  and  $D$ , respectively) are determined with respect to the requirements on side-channel and fault protection  $d_w$ ,  $d_b$  and  $d_f$
- 2  $\vec{M} \leftarrow_{\mathcal{R}} \mathbb{F}_{2^8}^{16 \times (n-k)}$
- 3  $\vec{Z} \leftarrow (X, \dots, X)\mathbf{G} + \vec{M}\mathbf{H}$  // Recall Eqn. 8
- 4 ...
- 5 Arithmetic operations for the (secure) computation, using Lagrange interpolation polynomial. This includes additions (Alg. 2) and multiplications (Alg. 4)
- 6 ...
- 7  $(X_1, \dots, X_k) \leftarrow \Pi_C(\vec{Z})$  // Recall  $\Pi_C(\vec{Z})$  in Fig. 3
- 8 **if**  $X_1 = \dots = X_k$  **then**
- 9 | **return**  $X_1$
- 10 **else**
- 11 | **return**  $\perp$

---

Therefore, the design of IPM-FD scheme for a specific cryptographic algorithm can be simplified to select good parameters  $\mathbf{G}$  and  $\mathbf{H}$ , which corresponding to choose good codes for IPM-FD. We first show how to perform basic operations in the next subsection.

### 3.2 Computing with representation of IPM-FD

First of all, we present one instance of IPM-FD with  $k = 2$  to clarify its encoding. We denote  $\vec{X} = (X_1, X_2) \in \mathbb{K}^2$ , and  $\vec{M} = (M_3, \dots, M_n) \in \mathbb{K}^{n-2}$ . Thus, we have Eqn. 7 such that,

$$\mathbf{G} = \begin{pmatrix} 1 & 0 & | & 0 & 0 & \dots & 0 \\ 0 & 1 & | & 0 & 0 & \dots & 0 \end{pmatrix},$$

$$\mathbf{H} = \begin{pmatrix} L_{3,1} & L_{3,2} & | & 1 & 0 & \dots & 0 \\ L_{4,1} & L_{4,2} & | & 0 & 1 & \dots & 0 \\ \vdots & \vdots & | & 0 & 0 & \ddots & 0 \\ L_{n,1} & L_{n,2} & | & 0 & 0 & \dots & 1 \end{pmatrix},$$

or said differently, we have  $\vec{Z} = (Z_1, \dots, Z_n) \in \mathbb{K}^n$  which is equal to:

$$\begin{aligned} Z_1 &= X_1 + L_{3,1}M_3 + L_{4,1}M_4 + \dots + L_{n,1}M_n \\ Z_2 &= X_2 + L_{3,2}M_3 + L_{4,2}M_4 + \dots + L_{n,2}M_n \\ Z_i &= M_i \quad \text{for } 3 \leq i \leq n \end{aligned}$$

Here, we can see that  $(Z_1, Z_3, \dots, Z_n) \in \mathbb{K}^{n-1}$  and  $(Z_2, Z_3, \dots, Z_n) \in \mathbb{K}^{n-1}$  are two IPM sharings [2]. Therefore, we have  $k = 2$  ways to demask:

$$\langle L_1, \vec{Z} \rangle = X_1 = X, \quad \text{and} \quad \langle L_2, \vec{Z} \rangle = X_2 = X,$$

where as a convention,  $L_{1,1} = L_{2,2} = 1$ ,  $L_{1,2} = L_{2,1} = 0$  and:

$$L_1 = (L_{i,1})_{1 \leq i \leq n} \in \mathbb{K}^n, \quad \text{and} \quad L_2 = (L_{i,2})_{1 \leq i \leq n} \in \mathbb{K}^n.$$

It is known that universal computation can be achieved by Lagrange interpolation, which only requires addition and multiplication. Hereafter, we present three basic algorithms, with the most general case ( $k$  words of information and scalable with different  $k$ ) used to build a complete masked cryptographic implementation.

#### 3.2.1 Secure addition of IPM-FD

With Eqn. 8, we denote encoding of  $X$  and  $X'$  by  $\vec{Z}$  and  $\vec{Z}'$  respectively, thus the addition is linear and can be calculated straightforwardly as in Alg. 2.

#### 3.2.2 Secure refresh algorithm for IPM-FD

As suggested in [31], we need to apply a refresh algorithm after each squaring operation to keep independence between masks (Alg. 4 with  $\vec{Z} = \vec{Z}'$ ). The algorithm for the refresh of IPM-FD is given in Alg. 3. Notice that this algorithm can be computed in-place, meaning that the output overwrites the input.

**Algorithm 2:** Secure addition in IPM-FD

**input** : Two sets of scalar tuples  $\vec{X} = (X_1, \dots, X_k)$   
and  $\vec{X}' = (X'_1, \dots, X'_k)$  shared as:  
 $-\vec{Z} = (Z_1, \dots, Z_n) = (X_1 + \sum_{i=k+1}^n L_{i,1} M_i, \dots, X_k + \sum_{i=k+1}^n L_{i,k} M_i, M_{k+1}, \dots, M_n) \in \mathbb{K}^n$ ,  
 $-\vec{Z}' = (Z'_1, \dots, Z'_n) = (X'_1 + \sum_{i=k+1}^n L_{i,1} M'_i, \dots, X'_k + \sum_{i=k+1}^n L_{i,k} M'_i, M'_{k+1}, \dots, M'_n) \in \mathbb{K}^n$ .

**output:** A sharing  $\vec{R} = (R_1, \dots, R_n) \in \mathbb{K}^n$  such that,  
for all  $j$  ( $1 \leq j \leq k$ ),  
 $\langle \vec{R}_{\{j\} \cup \{k+1, \dots, n\}}, \vec{L}_{\{j\} \cup \{k+1, \dots, n\}, j} \rangle = X_j + X'_j$

```

1  $\vec{R} = (Z_1 + Z'_1, \dots, Z_n + Z'_n)$ 
2 return  $\vec{R}$ 

```

**Algorithm 3:** IPM-FD refresh algorithm

**input** : Let  $k < n$ . One IPM-FD sharing  
 $\vec{Z} = (X_1, \dots, X_k) \mathbf{G} + (M_{k+1}, \dots, M_n) \mathbf{H}$ , as  
defined in Eqn. 7

**output:** An equivalent IPM-FD sharing  
 $\vec{Z}' = (X_1, \dots, X_k) \mathbf{G} + (M'_{k+1}, \dots, M'_n) \mathbf{H}$ ,  
where  $(M_{k+1}, \dots, M_n)$  is independent from  
 $(M'_{k+1}, \dots, M'_n)$ .

```

1  $\vec{Z}' \leftarrow \vec{Z}$  // When computed in-place,  $\vec{Z}'$  is not
   needed.
2 for  $i \in \{k+1, \dots, n\}$  do
3    $\epsilon \leftarrow_{\mathcal{R}} \mathbb{K}$  // Fresh random variable
4    $Z'_i \leftarrow Z_i + \epsilon$ 
5   for  $j \in \{1, \dots, k\}$  do
6      $Z'_j \leftarrow Z'_j + L_{i,j} \epsilon$ 
7 return  $\vec{Z}' \in \mathbb{K}^n$ .

```

**3.2.3 Secure multiplication of IPM-FD**

Secure multiplication can be achieved by selecting only one amongst the  $k$  first coordinates, while keeping the  $(n - k)$  masks, and multiplying  $(n - k + 1)$  shares by using the original IPM multiplication. Therefore, multiplication of IPM-FD is implemented in Alg. 4.

Multiplication is repeated  $k$  times on shares in  $\mathbb{K}^{n-k+1}$ , and the resulting  $\vec{P}[j] \in \mathbb{K}^{n-k+1}$  for  $j \in \{1, \dots, k\}$  are applied from line 4 to line 6 as in Alg. 4 to homogenize masks in  $(k - 1)$  sharings with the same masks as  $\vec{P}[1]$ .

We refer to line 4 to line 6 of Alg. 4 as the homogenization algorithm used to merge the results  $\vec{P}[j]$  where  $1 \leq j \leq k$ . Thus we have the following lemma, which applies to non-redundant sharings such as that of Eqn. 1.

**Lemma 2 (Homogenization of two sharings)** *Let  $\vec{Z} = (Z_1, \dots, Z_n)$  and  $\vec{Z}' = (Z'_1, \dots, Z'_n)$  be two sharings, that  $\langle L, \vec{Z} \rangle = X$  and  $\langle L', \vec{Z}' \rangle = X'$ . There exists an equivalent sharing  $\vec{Z}''$  and an algorithm to transform*

**Algorithm 4:** Secure multiplication of IPM-FD with  $k$  pieces of information

**input** : Two sets of scalar tuples  $\vec{X} = (X_1, \dots, X_k)$   
and  $\vec{X}' = (X'_1, \dots, X'_k)$  shared as:  
 $-\vec{Z} = (Z_1, \dots, Z_n) = (X_1 + \sum_{i=k+1}^n L_{i,1} M_i, \dots, X_k + \sum_{i=k+1}^n L_{i,k} M_i, M_{k+1}, \dots, M_n) \in \mathbb{K}^n$ ,  
 $-\vec{Z}' = (Z'_1, \dots, Z'_n) = (X'_1 + \sum_{i=k+1}^n L_{i,1} M'_i, \dots, X'_k + \sum_{i=k+1}^n L_{i,k} M'_i, M'_{k+1}, \dots, M'_n) \in \mathbb{K}^n$ .

**output:** A sharing  $\vec{P} = (P_1, \dots, P_n) \in \mathbb{K}^n$  such that,  
for all  $j$  ( $1 \leq j \leq k$ ),  
 $\langle \vec{P}_{\{j\} \cup \{k+1, \dots, n\}}, \vec{L}_{\{j\} \cup \{k+1, \dots, n\}, j} \rangle = X_j \cdot X'_j$

```

1 for  $j \in \{1, \dots, k\}$  do
2    $\vec{P}[j] \leftarrow \text{IPMult}(Z_{\{j\} \cup \{k+1, \dots, n\}}, Z'_{\{j\} \cup \{k+1, \dots, n\}})$ 
   // IPMult is Alg. 5 of [2]
3   Let us write  $\vec{P}[j]$  as  $(P_j, N_{k+1,j}, \dots, N_{n,j})$ , where
    $P_j = X_j X'_j + \sum_{i=k+1}^n L_{i,j} N_{i,j} \in \mathbb{K}$ 
4 for  $j \in \{2, \dots, k\}$  do // Masks homogenization
   between  $\vec{P}[1]$  and  $\vec{P}[j]$ 
5   for  $i \in \{k+1, \dots, n\}$  do
6      $P_j \leftarrow P_j + L_{i,j} (N_{i,1} + N_{i,j})$ 
   //  $(P_j, N_{k+1,1}, \dots, N_{n,1})$  is a sharing of  $X_j X'_j$ 
   by  $(n - k)$  masks of  $\vec{P}[1]$ 
7 return  $\vec{P} = (P_1, \dots, P_k, N_{k+1,1}, \dots, N_{n,1}) \in \mathbb{K}^n$ .

```

$\vec{Z}'$  into  $\vec{Z}''$  such that  $\vec{Z}$  and  $\vec{Z}''$  share all coordinates but the first one.

*Proof* We apply a pivot technique to  $\vec{Z}''$ . Let  $\epsilon \in \mathbb{K}$ . We notice that the new sharing  $\vec{Z}'' = \vec{Z}' + (L'_2 \epsilon, \epsilon, 0, \dots, 0)$ , also represents the same unmasked value as  $\vec{Z}'$  does. Indeed,  $\langle L', \vec{Z}' \rangle = X'$ , and  $\langle L', (L'_2 \epsilon, \epsilon, 0, \dots, 0) \rangle = L'_2 \epsilon + L'_2 \epsilon = 0$ . By choosing  $\epsilon = \vec{Z}'_2 + \vec{Z}_2$ , we get for  $\vec{Z}''$ :

$$\vec{Z}'' = (Z'_1 + L'_2(Z'_2 + Z_2), Z_2, Z'_3, \dots, Z'_n).$$

Therefore,  $\vec{Z}''$  now has the same the second share (coordinate at position 2) with  $\vec{Z}$ . The complete homogenization is thus the repetition of this process for all the coordinates  $i \in \{2, \dots, n\}$ . Notice that this algorithm does leak information neither on  $\vec{Z}$  nor on  $\vec{Z}'$ , since it consists only of additions of masks to a sharing from an independent sharing. It is akin to a refresh procedure albeit where the new masks are actually a compensation of  $\vec{Z}'$  masks by those of  $\vec{Z}$ , whilst keeping the masking invariant of Eqn. 1. Actually, it is a refresh algorithm using the masks of the difference  $\vec{Z} \oplus \vec{Z}'$ .  $\square$

By using Alg. 1, one can start with plaintext & key representation as Eqn. 8 and carry addition / multiplication (and refresh if needed) to implement any cryptographic algorithms like AES, and end up with a ciphertext still with the form as Eqn. 8. Hence verification



can be done only at the very end. Another advantage of IPM-FD is its scalability, by choosing different values of  $k$  and  $n$ .

#### 4 Security analysis of IPM-FD and optimal codes selection

The security level of IPM-FD can be characterized by three metrics, namely word-level security order  $d_w$ , bit-level security order  $d_b$  and number of detected faults  $d_f$  (for instance, if the number of faulted words is smaller than  $d_f + 1$ , then the fault will be detected). In this section, we show the security order of IPM-FD and how to choose optimal codes by interpreting IPM-FD as a coding problem.

##### 4.1 Security of fault detection

We assess the security of IPM-FD against fault injection attacks in a coding theoretic approach. Assume a code of parameters  $[n, k, d]_q$  over  $\mathbb{F}_q$ , there are three kinds of attackers in the state-of-the-art:

- An attacker which can corrupt one to  $d - 1$  symbols (elements of field  $\mathbb{F}_q$ ). We assume here that faulting two symbols is somehow more difficult than faulting one symbol, etc. It is all the more difficult to fault, for the attacker, as more symbols must be corrupted simultaneously.
- An attacker which can randomly change a codeword to a different one, which may not be a valid codeword. We assume that the attacker has no control over the faulted value and if the faulted value is a valid codeword then the fault can not be detected.
- An attacker which can choose the error  $\epsilon$  that best suits him. In this scenario, the attacker will choose  $\epsilon$  which maximizes her advantage, on replacing all codewords  $z$  by  $z + \epsilon$ . This model assumes a much stronger attacker, but it does not always represent a realistic use-case as the requirements (costs) are quite high. This model has been promoted initially by Mark Karpovsky et al. [18–20], who also proposed robust codes and algebraic manipulation detection (AMD) codes.

Accordingly, the probabilities to detect a fault in those three cases are:

- 100% for the first case when the number of faulted symbols  $< d$ . But this holds only if the verification can be done on each and every codeword, which is not the case for us (we check only at the very end). Thus we cannot claim any security level when chaining operations.

- $1 - 2^{k-n}$  for the second case. This detection rate is also valid end-to-end (i.e., with verification delayed on the ciphertext). Indeed, there are two cases: either the fault replaces a codeword with a valid codeword, and this will not be detected, neither by checking right on the targeted codeword nor later on. Same reasoning otherwise: if the fault replaces a codeword by a non-codeword, then the non-codeword will keep being a non-codeword after all the operations (and we do not consider double faults here). Therefore, detection (in code or not) can be carried out at any point in time after the fault has been injected.
- $1 - |C \cap (C + \epsilon)|/|C|$  for the third case. Same reasoning as for the second case – this metric will stay unaltered throughout the computation.

In our IPM-FD setup, we support the last 2 models. Since we use the repetition code in IPM-FD, the minimum distance of the linear code  $C$  is  $d_C = k$ . Hence, the security in sense of fault injection attack is now assessed with respect to number of detected faults as:

$$d_f = k - 1. \quad (9)$$

It is obvious that any faults can be detected if the  $k$  copies of results are inconsistent.

##### 4.2 Security order of IPM-FD on SCA resistance

The addition and refresh algorithms are secure since there is no degradation on masks, we focus on multiplication algorithm Alg. 4 and we have the following Theorem 1.

**Theorem 1** *The multiplication of IPM-FD in Alg. 4 is  $d_D^\perp - 1$  order secure.*

*Proof* The  $k$  times of IPMult multiplications at line 2 are secure at  $(n-k)$ -th order [2]. After their application, the  $k$  shared variables  $\bar{P}[j]$ ,  $1 \leq j \leq k$ , are masked by  $N_{i,j}$  ( $k+1 \leq i \leq n$ ,  $1 \leq j \leq k$ ) that are  $(n-k) \times k$  uniformly distributed and i.i.d. random variables.

At step 6, indexed by  $i$  ( $k+1 \leq i \leq n$ ), the contents of  $P_j$  is:

$$P_j = X_j X'_j + \left( \sum_{i'=k+1}^i L_{i',j} N_{i',1} \right) + \left( \sum_{i'=i+1}^n L_{i',j} N_{i',j} \right). \quad (10)$$

It is easy to see that any combinations of intermediate variations with mixed variables masked by  $N_{i,j}$  and  $N_{i,j'}$ , for  $j \neq j'$ , requires more intermediate values to

be probed than strategies which focus on a given  $N_{i,j}$  (for a given  $j$ ).

The key-dependent variables which are only in  $P_{i,1}$  (since homogenization process consists in turning  $N_{i,j}$  into  $N_{i,1}$ ) are those at:

- line 2:  $X_1X'_1 + \sum_{i=k+1}^n L_{i,1}N_{i,1}$ , and the  $(n-k)$  masks  $N_{i,1}$  ( $k+1 \leq i \leq n$ );
- line 6: for  $i = n$ ,  $P_j = X_jX'_j + \sum_{i=k+1}^n L_{i,j}N_{i,1}$ .

Finally, those shares are combined in an orderly manner as  $\vec{P}$  (line 7). Together, they have the shape:

$$\vec{P} = (X_1, \dots, X_k)\mathbf{G} + \vec{N}\mathbf{H},$$

where  $\vec{N} = (N_{k+1,1}, \dots, N_{n,1}) \in \mathbb{K}^{n-k}$  is a uniformly distributed tuple of i.i.d random variables. Since  $d_D^\perp - 1$  columns of  $\mathbf{H}$  are independent [22, Theorem 10], which means if the attacker probes up to  $d \leq (d_D^\perp - 1)$  variables, the secret  $X_j$  encoded as an element of  $\mathbb{F}_{2^l}^{n-k+1}$  is perfectly masked. The security order of Alg. 4 is  $(d_D^\perp - 1)$ .  $\square$

In summary, the security order at word-level  $d_w$  and bit-level  $d_b$  of IPM-FD corresponding to  $(d_D^\perp - 1)$  at word-level and  $(d_D^{\perp'} - 1)$  bit-level (by Code Expansion defined in Def. 2), respectively. In particular, the maximum word-level security order  $d_w$  is  $(n-k)$ , since  $d_D^\perp \leq (n-k+1)$  from Singleton bound [34], with equal if and only if  $d_D^\perp$  is maximized.

### 4.3 Choosing optimal codes for IPM-FD

Two security orders  $d_w$  and  $d_b$  are connected to dual distance of  $D$  at word-level and bit-level, by encoding Eqn. 7 and Eqn. 8. Thus, we can search for minimal  $n$  satisfying the given requirements on the three parameters  $d_f$ ,  $d_w$  and  $d_b$ . Since the best  $d_b$  is very difficult to obtain, we first search for codes given  $d_f$  and  $d_w$ , then find the best one with respect to optimal  $d_b$ . For the first step, the Alg. 5 is adopted for selecting codes with minimal  $n$  given  $d_f$  and  $d_w$ . In this algorithm, BKLC is short for “Best Known Linear Code”.

The second step is to choose the best code with maximal bit-level security order  $d_b$ . We propose Alg. 6 to select optimal codes with maximized  $d_b$ . Notice that this algorithm 6 is *conceptual*, as in line 3, it is not possible in practice to enumerate all codes. This line is to be understood according to either some algebraic code construction (parametric design pattern, greedy algorithm, etc.) or code random choice (using genetic algorithms, random generating matrices, etc.).

<sup>1</sup> BKLC is the short of the Best Known Linear Codes in Magma [35].

---

#### Algorithm 5: Selecting codes given $d_f$ and $d_w$ .

---

**input** :  $l$  for  $\mathbb{K} = \mathbb{F}_{2^l}$ ,  $d_f$  for number of detected faults and  $d_w$  for word-level side-channel security  
**output**: the minimal  $n$  satisfying the requirements

- 1  $n \leftarrow d_w$  //  $n$  is at least the minimum distance of the code generated by  $\mathbf{H}^\perp$
- 2 **while**  $MinimumDistance([BKLC(GF(2^l), n, d_f + 1)] < d_w)$ <sup>1</sup>  
**do**
- 3  $n \leftarrow n + 1$
- 4 **return**  $n$

---



---

#### Algorithm 6: Choosing optimal codes with maximal $d_b$ .

---

**input** :  $l$  for  $\mathbb{K} = \mathbb{F}_{2^l}$ ,  $d_f$  for number of detected faults,  $d_w$  for word-level side-channel security and number of shares  $n$   
**output**: the maximal  $d_b$  and optimal code  $D$

- 1  $d_b \leftarrow d_w$  // Security order at bit-level is greater than word-level
- 2  $D_{opt} \leftarrow null$
- 3 **forall** code  $D = [n, d_f + 1, d_w + 1]_{2^l}$  **do** // Conceptual
- 4  $D_2 \leftarrow SubfieldRepresentation(D, GF(2))$
- 5 **if**  $d_b < MinimumDistance(D_2)$  **then**
- 6  $d_b \leftarrow MinimumDistance(D_2)$
- 7  $D_{opt} \leftarrow D$
- 8 **return**  $d_b, D_{opt}$

---

We present some examples for codes in  $\mathbb{F}_{2^8}$  in Tab. 2 (for  $\mathbb{F}_{2^4}$  in Tab. 5, resp) calculated by Magma for small  $k$  and  $n$ . Interestingly, we compare the original IPM and IPM-FD with  $n$  and  $n + 1$  shares respectively, since in IPM-FD redundancy is needed for fault detection. For IPM with  $n = 3$ , we have optimal parameters  $d_w = 2$  and  $d_b = 5$ , while for IPM-FD with  $n = 4$ ,  $k = 2$ , the optimal  $d_w$  and  $d_b$  are  $d_w = 2$  and  $d_b = 4$ . Hence there is a trade-off for fault detection, which sacrifices the bit-level side-channel resistance. For instance, for  $k = 2$ , we can detect one error.

We recall that the security order of IPM at bit-level is given by the minimum distance of the code generated by  $\mathbf{H}^\perp = (1, L_2, \dots, L_n)$  (projected from  $\mathbb{K} = \mathbb{F}_{2^l}$  to the binary ground field  $\mathbb{F}_2^l$ ). Now, adding fault detection capability, the security order of IPM-FD becomes that of the minimum distance of the code generated by Eqn. 11. However, the minimum distance of this code is less than that generated by either:  $(1, L_{3,1}, L_{4,1}, \dots, L_{n,1})$  or  $(1, L_{3,2}, L_{4,2}, \dots, L_{n,2})$ .

$$\mathbf{H}'^\perp = \begin{pmatrix} 1 & 0 & L_{3,1} & L_{4,1} & \dots & L_{n,1} \\ 0 & 1 & L_{3,2} & L_{4,2} & \dots & L_{n,2} \end{pmatrix}. \quad (11)$$

<sup>2</sup> In Tab. 2, the maximal  $d_b$  for IPM codes with  $n = 4$  shares in  $\mathbb{F}_{2^8}$  is only 10 ( $d_D^\perp = 11$ ), not 11 as showed in [30]

**Table 2** Instances of codes with  $X \in \mathbb{K} = \mathbb{F}_{2^8}$ ,  $d_b$  in IPM entries are consistent with results provided in [30].

	Inputs		Outputs of Alg. 5 and Alg. 6		
	#faults $d_f$	$d_w$	$n$	$d_b$	Setting
IPM	0	0	1	0	$\mathbf{H}^\perp = (1)$
	0	1	2	3	$\mathbf{H}^\perp = (1 \ \alpha^8)$
	0	2	3	7	$\mathbf{H}^\perp = (1 \ \alpha^8 \ \alpha^{26})$
	0	3	4	$10^2$	$\mathbf{H}^\perp = (1 \ \alpha^8 \ \alpha^{26} \ \alpha^{17})$
IPM-FD	1	0	2	0	$\mathbf{H}^\perp = \begin{pmatrix} 1 & 0 \\ 0 & 1 \end{pmatrix}$
	1	1	3	3	$\mathbf{H}^\perp = \begin{pmatrix} 1 & 0 & \alpha^8 \\ 0 & 1 & \alpha^{17} \end{pmatrix}$
	1	2	4	6	$\mathbf{H}^\perp = \begin{pmatrix} 1 & 0 & \alpha^8 & \alpha^{20} \\ 0 & 1 & \alpha^{27} & \alpha^7 \end{pmatrix}$

#### 4.4 Comparison between IPM-FD and Boolean masking with fault detection

We recall that, in the state-of-the-art about masking countermeasures, Boolean Masking (BM, [25, §4]) is presented as a particularly convenient masking scheme, since sharing and demasking only involves XOR operations. In contrast, IPM, in addition to field additions (XORs), is furthermore encumbered with field multiplication with constants (the  $L_i \in \mathbb{K}$  values). This makes implementations more complex on programming (code size) and less efficient to implement. In practice, BM is thus a particular case of IPM, where all coefficients  $L_i = 1 \in \mathbb{K}$ .

Still, one historical advantage of IPM over BM, which initially justified for the scheme, is that, at a given side-channel security order at word-level, IPM is more efficient at bit-level (e.g., when the leakage model is the Hamming weight or the Hamming distance).

Now, in this paper, we put forward a second advantage of IPM, in the context of fault detection (FD). Tab. 3 compares IPM-FD with BM-FD in this respect. It clearly appears that fault detection is not straightforward in BM-FD, whereas it is for IPM-FD. As an example, when detecting one single fault ( $d_f = 1$ ), and targeting a second-order protection in terms of word-level side-channel, IPM-FD manages to reach  $d_w = 2$  with only  $n = 4$  shares, thanks to:

$$\mathbf{H}^\perp = \begin{pmatrix} 1 & 0 & \alpha^8 & \alpha^{20} \\ 0 & 1 & \alpha^{27} & \alpha^7 \end{pmatrix} \in \mathbb{F}_{2^8}^{2 \times 4}.$$

While in Boolean masking scheme counterpart (i.e., in BM-FD), it is not possible to reach a minimum distance for  $H^\perp$  of value = 3 with a code length  $n = 4$ . Indeed, in systematic form, it would look as:

$$\mathbf{H}^\perp = \begin{pmatrix} 1 & 0 & ? & ? \\ 0 & 1 & ? & ? \end{pmatrix}.$$

Now, as the minimum distance is 3, the weight of each line must be 3. Therefore, all 2 + 2 question marks (“?” symbol) must be nonzero, that is equal to 1 (in the case of BM). Hence, the difference between the two lines is equal to  $(1 \ 1 \ 0 \ 0)$ , which has a weight = 2. Therefore a contradiction. However, let us notice that the problem can be solved by considering a length extended by one, that is:

$$\mathbf{H}^\perp = \begin{pmatrix} 1 & 0 & ? & ? & ? \\ 0 & 1 & ? & ? & ? \end{pmatrix},$$

where amongst the three question marks in one line, at least two are nonzero (= 1). Knowing that the constraint is not only to have the number of ones  $\geq 3$  in each line, but also in the sum of the two lines, we can use:

$$\mathbf{H}^\perp = \begin{pmatrix} 1 & 0 & 0 & 1 & 1 \\ 0 & 1 & 1 & 1 & 1 \end{pmatrix} \in \mathbb{F}_{2^8}^{2 \times 5}.$$

But its length is  $n = 5$ , i.e., larger by one unit compared to IPM case, where constants can be chosen arbitrarily in the whole  $\mathbb{F}_{256}$  and not only in  $\{0, 1\} \subset \mathbb{F}_{256}$ .

**Table 3** Comparison of  $d_w$ ,  $d_b$  between IPM-FD and BM-FD (Boolean masking with fault detection) for  $X \in \mathbb{K} = \mathbb{F}_{2^8}$ , and for  $d_w \in \{1, 2, 3\}$ . Note that here we set  $d_f = 1$  (meaning  $k = 2$ ) for a fair comparison.

$d_w$	IPM-FD		BM-FD	
	$n$	$d_b$	$n$	$d_b$
0	2	0	2	0
1	3	<b>3</b>	3	<b>1</b>
2	<b>4</b>	<b>6</b>	<b>5</b>	<b>2</b>

Summarizing up, as shown in Tab. 3, the IPM-FD is better than BM-FD in two aspects given the same  $d_f$ . Firstly, IPM-FD needs less shares than BM-FD when achieving the same word-level security order (denoted in **red bold font** in Tab. 3). Secondly, the bit-level

security order in IPM-FD is much higher than in BM-FD given the same  $d_w$  (denoted in **black bold font** in Tab. 3). It is worthy noting that the advantages of IPM-FD over BM-FD become much larger when the number of shares increases. However, in order to find the good or even optimal codes for IPM-FD, it is necessary to turn to DSM scheme.

## 5 Practical implementation and performances

We implement IPM-FD scheme on AES-128 based on (thanks to) open-source implementation of masked AES by Coron *et al.* [12, 13]. All the computations are made with additions, multiplications and lookups in some pre-computed tables. The random number generator comes from the Sodium library [16]. Each sensitive variable ( $16 \times (10 + 1)$  subkeys from the *Key Schedule* routine and 16 bytes in state array), is masked into  $n$  shares using  $n - k$  random bytes. In particular, regarding non-linear operations, the S-box of a masked value is computed online instead of the 256-sized table, where its polynomial expression obtained via Lagrange interpolation:

$$x \in \mathbb{F}_{2^8} \mapsto 63 + 8fx^{127} + b5x^{191} + 01x^{223} + f4x^{239} \\ + 25x^{247} + f9x^{251} + 09x^{253} + 05x^{254}.$$

After demasking a shared variable, we check that the data has no faults injected by comparing the  $k$  copies and raising an alarm if any fault is detected. Our implementation works for any  $n \geq k$ . Specially, for  $n < 5$  and  $k < 3$  we choose the Best Known Linear Code (BKLC)  $D$  obtained with *Magma* otherwise we randomly generate a matrix for masking.

Our implementation of IPM-FD on AES (in C) is publicly available [9]. Furthermore, the optimal linear codes for IPM by an exhaustive study are available [10].

### 5.1 Performance evaluation

We make a comparison for the same security order at word-level, between:

- No fault detection (classic IPM,  $k = 1$ ) – this is our reference
- Single fault detection by temporal redundancy (repeat twice the IPM computation)
- Single fault detection embedded into IPM (so-called IPM-FD for  $k = 2$ )

Performance-wise, Tab. 4 shows that two fault detection strategies (temporal repetition and IPM-FD) are at essentially the same cost.

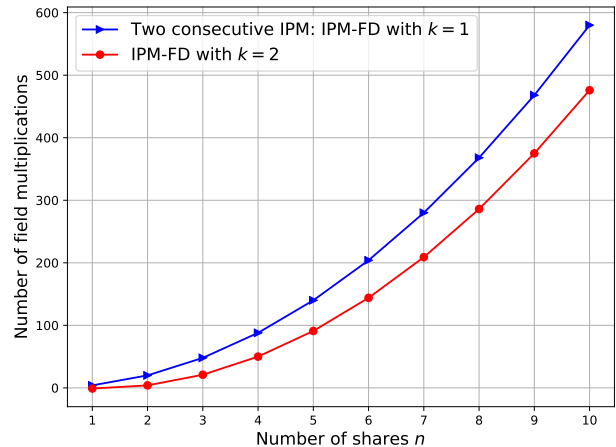
But if we consider the most time-consuming operation - the field multiplication: the number of field multiplications in IPM on  $n$  shares (Alg. 5 of [2]) is  $3n^2 - n$ . While the number of multiplications in IPM-FD on  $n$  shares is:

- $k(3(n - k + 1)^2 - (n - k + 1))$  regarding the  $k$  IPM multiplications on  $n - k + 1$  shares,
- $(k - 1)(n - k)$  regarding the  $(k - 1)$  homogenizations.

Hence a total complexity of  $k(3(n - k + 1)^2 - (n - k + 1)) + (k - 1)(n - k)$ , that is:

- $3n^2 - n$  for IPM-FD with  $k = 1$ ,
- $6n^2 - 13n + 6$  for IPM-FD with  $k = 2$ .

Now, we have that  $2 \times (3n^2 - n) > 6n^2 - 13n + 6$ , which are shown in Fig. 5. Therefore it is more interesting, complexity-wise, to use IPM-FD for  $k = 2$  than repeating a computation twice.



**Fig. 5** Comparison of number of field multiplications in terms of  $n$ , where  $k = 1$  for IPM and  $k = 2$  for IPM-FD, respectively.

Notice that temporal redundancy is prone to fault injection attacks [29, 32], whereby an attacker would reproduce exactly the same fault on the repeated executions. Therefore, our IPM-FD is intrinsically stronger against fault attacks, at the same cost in terms of execution speed.

## 6 Conclusion and perspectives

IPM shows an advantageous property - higher security order at bit-level  $d_b$  than at word-level - as a promising alternative to Boolean masking. In this paper, we propose a novel end-to-end fault detection scheme called IPM-FD, which is a IPM-like scheme to detect faults by redundancy on secrets rather than on masks. The IPM-FD is also a unified scheme to resist side-channel analysis and fault injection attack simultaneously. We

**Table 4** Performance comparison of IPM-FD with and without fault detection. Speed is the runtime in milliseconds averaged over 1000 runs on a PC with 2.8 GHz 6-core processor, and *random* is the number of generated random bytes when masking and refreshing.

Security order	IPM (baseline)	Two consecutive executions of IPM	IPM-FD $k = 2$
$d_w = 1$	$n = 2$ ( $d_b = 3$ ), speed = 1.52, random = 1936	$n = 2$ ( $d_b = 3$ ), speed = 3.04, random = 3872	$n = 3$ ( $d_b = 3$ ), speed = 2.93, random = 3856
$d_w = 2$	$n = 3$ ( $d_b = 7$ ), speed = 2.25, random = 5152	$n = 3$ ( $d_b = 7$ ), speed = 4.50, random = 10304	$n = 4$ ( $d_b = 6$ ), speed = 4.31, random = 10272

also present an example by applying IPM-FD to AES and provide a comparison on performance with different settings.

As a perspective, we notice that the performances of both IPM and IPM-FD can be improved by choosing small (or sparse) values for  $L_{i,j} \in \mathbb{K}$  scalars. This strategy is similar to that already employed by Rijndael inventors, for instance when designing the MixColumns operation. This raises the question of finding codes with sparse matrices of high dual distance.

Secondly, we show in Tab. 2, 5 and 6 for results by an exhaustive study, which is very time-consuming and even impossible to find the optimal one when the number of shares  $n$  gets larger. Hence, a systematic (e.g., algebraic) construction of better codes than mere repetition codes is much more preferable and could be leveraged. However, it is still an open problem to construction optimal or suboptimal codes for IPM-FD. One possible approach is to convert some constructions [6] in DSM to IPM-FD which needs further study.

Besides, we notice that our fault detection paradigm applies also to the case of Boolean masking, i.e., IPM where all constants  $L_{i,j}$  are equal to 1, which can also enable enhancements of currently deployed software code with respect to detection of perturbations.

*Acknowledgments.* This work has been partly financed via the project TEAMPLAY (<https://teampay-h2020.eu/>), a project from European Union's Horizon2020 research and innovation program, under grant agreement N° 779882, and also supported by SECODE project (<https://secode.telecom-paristech.fr/>) under grant N° ANR-15-CHR2-0007 funded by the CHIST-ERA programme and coordinated by ANR.

## References

- Subidh Ali, Debdeep Mukhopadhyay, and Michael Tunstall. Differential fault analysis of AES: towards reaching its limits. *J. Cryptographic Engineering*, 3(2):73–97, 2013.
- Josep Balasch, Sebastian Faust, and Benedikt Gierlichs. Inner Product Masking Revisited. In Elisabeth Oswald and Marc Fischlin, editors, *Advances in Cryptology - EUROCRYPT 2015 - 34th Annual International Conference on the Theory and Applications of Cryptographic Techniques, Sofia, Bulgaria, April 26-30, 2015, Proceedings, Part I*, volume 9056 of *Lecture Notes in Computer Science*, pages 486–510. Springer, 2015.
- Josep Balasch, Sebastian Faust, Benedikt Gierlichs, Clara Paglialonga, and François-Xavier Standaert. Consolidating Inner Product Masking. In Tsuyoshi Takagi and Thomas Peyrin, editors, *Advances in Cryptology - ASIACRYPT 2017 - 23rd International Conference on the Theory and Applications of Cryptology and Information Security, Hong Kong, China, December 3-7, 2017, Proceedings, Part I*, volume 10624 of *Lecture Notes in Computer Science*, pages 724–754. Springer, 2017.
- Gilles Barthe, Sonia Belaïd, François Dupressoir, Pierre-Alain Fouque, and Benjamin Grégoire. Compositional Verification of Higher-Order Masking: Application to a Verifying Masking Compiler. *IACR Cryptology ePrint Archive*, 2015:506, 2015.
- Julien Bringer, Claude Carlet, Hervé Chabanne, Sylvain Guilley, and Housseem Maghrebi. Orthogonal Direct Sum Masking - A Smartcard Friendly Computation Paradigm in a Code, with Builtin Protection against Side-Channel and Fault Attacks. In David Naccache and Damien Sauveron, editors, *Information Security Theory and Practice. Securing the Internet of Things - 8th IFIP WG 11.2 International Workshop, WISTP 2014, Heraklion, Crete, Greece, June 30 - July 2, 2014. Proceedings*, volume 8501 of *Lecture Notes in Computer Science*, pages 40–56. Springer, 2014.
- Claude Carlet, Cem Güneri, Sihem Mesnager, and Ferruh Özbudak. Construction of some codes suitable for both side channel and fault injection attacks. In Lilya Budaghyan and Francisco Rodríguez-Henríquez, editors, *Arithmetic of Finite Fields - 7th International Workshop, WAIFI 2018, Bergen, Norway, June 14-16, 2018, Revised Selected Papers*, volume 11321 of *Lecture Notes in Computer Science*, pages 95–107. Springer, 2018.
- Abhishek Chakraborty, Bodhisatwa Mazumdar, and Debdeep Mukhopadhyay. A combined power and fault analysis attack on protected grain family of stream ciphers. *IEEE Trans. on CAD of Integrated Circuits and Systems*, 36(12):1968–1977, 2017.
- Wei Cheng, Claude Carlet, Kouassi Goli, Jean-Luc Danger, and Sylvain Guilley. Detecting Faults in Inner Product Masking Scheme — IPM-FD: IPM with Fault Detection, August 24 2019. 8th International Workshop on Security Proofs for Embedded Systems (PROOFS). Atlanta, GA, USA.
- Wei Cheng, Claude Carlet, Kouassi Goli, Jean-Luc Danger, and Sylvain Guilley. Detecting Faults in Inner Product Mask-

- ing Scheme — IPM-FD: IPM with Fault Detection, August 2019. <https://github.com/Qomo-CHENG/IPM-FD>.
10. Wei Cheng, Sylvain Guilley, Jean-Luc Danger, Claude Carlet, and Sihem Mesnager. Optimal Linear Codes for IPM, January 2020. <https://github.com/Qomo-CHENG/OC-IPM>.
  11. Christophe Clavier, Benoît Feix, Georges Gagnerot, and Mylène Roussellet. Passive and Active Combined Attacks on AES. In *FDTC*, pages 10–18. IEEE Computer Society, 21 August 2010. Santa Barbara, CA, USA. DOI: 10.1109/FDTC.2010.17.
  12. Jean-Sébastien Coron. HTable countermeasure against side-channel attacks — reference implementation for the masking scheme presented in [13]. <https://github.com/coron/htable>.
  13. Jean-Sébastien Coron. Higher Order Masking of Look-Up Tables. In Phong Q. Nguyen and Elisabeth Oswald, editors, *EUROCRYPT*, volume 8441 of *Lecture Notes in Computer Science*, pages 441–458. Springer, 2014.
  14. Jean-Sébastien Coron, Emmanuel Prouff, and Matthieu Rivain. Side Channel Cryptanalysis of a Higher Order Masking Scheme. In Pascal Paillier and Ingrid Verbauwhede, editors, *CHES*, volume 4727 of *LNCS*, pages 28–44. Springer, 2007.
  15. Jean-Luc Danger, Sylvain Guilley, Annelie Heuser, Axel Legay, and Ming Tang. Physical Security Versus Masking Schemes. In Çetin Kaya Koç, editor, *Cyber-Physical Systems Security*, pages 269–284. Springer, 2018.
  16. Frank Denis. The Sodium cryptography library, Jul 2019.
  17. Yuval Ishai, Amit Sahai, and David Wagner. Private Circuits: Securing Hardware against Probing Attacks. In *CRYPTO*, volume 2729 of *Lecture Notes in Computer Science*, pages 463–481. Springer, August 17–21 2003. Santa Barbara, California, USA.
  18. Mark G. Karpovsky, Konrad J. Kulikowski, and Zhen Wang. Robust error detection in communication and computation channels. In *in Proceedings of Int. Workshop on Spectral Techniques*, 2007.
  19. Mark G. Karpovsky and Prawat Nagvajara. Optimal codes for minimax criterion on error detection. *IEEE Trans. Inf. Theory*, 35(6):1299–1305, 1989.
  20. Mark G. Karpovsky and Alexander Taubin. New class of nonlinear systematic error detecting codes. *IEEE Trans. Inf. Theory*, 50(8):1818–1820, 2004.
  21. Mario Kirschbaum and Thomas Popp. Evaluation of a DPA-Resistant Prototype Chip. In *ACSAC*, pages 43–50. IEEE Computer Society, 7–11 December 2009. Honolulu, Hawaii.
  22. F. Jessie MacWilliams and Neil J. A. Sloane. *The Theory of Error-Correcting Codes*. Elsevier, Amsterdam, North Holland, 1977. ISBN: 978-0-444-85193-2.
  23. Florence Jessie MacWilliams and N. J. A. Neil James Alexander Sloane. *The theory of error correcting codes*. North-Holland mathematical library. North-Holland Pub. Co. New York, Amsterdam, New York, 1977. Includes index.
  24. Stefan Mangard, Elisabeth Oswald, and Thomas Popp. *Power Analysis Attacks: Revealing the Secrets of Smart Cards*. Springer, December 2006. ISBN 0-387-30857-1, <http://www.dpabook.org/>.
  25. Thomas S. Messerges. Securing the AES finalists against power analysis attacks. In Bruce Schneier, editor, *Fast Software Encryption, 7th International Workshop, FSE 2000, New York, NY, USA, April 10-12, 2000, Proceedings*, volume 1978 of *Lecture Notes in Computer Science*, pages 150–164. Springer, 2000.
  26. Cancio Monteiro, Yasuhiro Takahashi, and Toshikazu Sekine. Low power secure AES S-box using adiabatic logic circuit. In *2013 IEEE Faible Tension Faible Consommation*, pages 1–4, June 2013.
  27. Simon Moore, Ross Anderson, Robert Mullins, George Taylor, and Jacques J.A. Fournier. Balanced Self-Checking Asynchronous Logic for Smart Card Applications. *Journal of Microprocessors and Microsystems*, 27(9):421–430, October 2003.
  28. Xuan Thuy Ngo, Shivam Bhasin, Jean-Luc Danger, Sylvain Guilley, and Zakaria Najm. Linear complementary dual code improvement to strengthen encoded circuit against hardware Trojan horses. In *IEEE International Symposium on Hardware Oriented Security and Trust, HOST 2015, Washington, DC, USA, 5-7 May, 2015*, pages 82–87. IEEE, 2015.
  29. Sikhar Patranabis, Abhishek Chakraborty, Phuong Ha Nguyen, and Debdeep Mukhopadhyay. A biased fault attack on the time redundancy countermeasure for AES. In Stefan Mangard and Axel Y. Poschmann, editors, *Constructive Side-Channel Analysis and Secure Design - 6th International Workshop, COSADE 2015, Berlin, Germany, April 13-14, 2015. Revised Selected Papers*, volume 9064 of *Lecture Notes in Computer Science*, pages 189–203. Springer, 2015.
  30. Romain Poussier, Qian Guo, François-Xavier Standaert, Claude Carlet, and Sylvain Guilley. Connecting and Improving Direct Sum Masking and Inner Product Masking. In Thomas Eisenbarth and Yannick Teglja, editors, *Smart Card Research and Advanced Applications - 16th International Conference, CARDIS 2017, Lugano, Switzerland, November 13-15, 2017, Revised Selected Papers*, volume 10728 of *Lecture Notes in Computer Science*, pages 123–141. Springer, 2017.
  31. Matthieu Rivain and Emmanuel Prouff. Provably Secure Higher-Order Masking of AES. In Stefan Mangard and François-Xavier Standaert, editors, *CHES*, volume 6225 of *LNCS*, pages 413–427. Springer, 2010.
  32. Sayandeep Saha, Dirmanto Jap, Jakub Breier, Shivam Bhasin, Debdeep Mukhopadhyay, and Pallab Dasgupta. Breaking redundancy-based countermeasures with random faults and power side channel. In *2018 Workshop on Fault Diagnosis and Tolerance in Cryptography, FDTC 2018, Amsterdam, The Netherlands, September 13, 2018*, pages 15–22. IEEE Computer Society, 2018.
  33. Tobias Schneider, Amir Moradi, and Tim Güneysu. Partitowards combined hardware countermeasures against side-channel and fault-injection attacks. In Matthew Robshaw and Jonathan Katz, editors, *Advances in Cryptology - CRYPTO 2016 - 36th Annual International Cryptology Conference, Santa Barbara, CA, USA, August 14-18, 2016, Proceedings, Part II*, volume 9815 of *Lecture Notes in Computer Science*, pages 302–332. Springer, 2016.
  34. Richard C. Singleton. Maximum distance q -nary codes. *IEEE Trans. Information Theory*, 10(2):116–118, 1964.
  35. University of Sydney (Australia). Magma Computational Algebra System. <http://magma.maths.usyd.edu.au/magma/>, Accessed on 2014-08-22.
  36. Weijia Wang, François-Xavier Standaert, Yu Yu, Sihang Pu, Junrong Liu, Zheng Guo, and Dawu Gu. Inner Product Masking for Bitslice Ciphers and Security Order Amplification for Linear Leakages. In Kerstin Lemke-Rust and Michael Tunstall, editors, *Smart Card Research and Advanced Applications - 15th International Conference, CARDIS 2016, Cannes, France, November 7-9, 2016, Revised Selected Papers*, volume 10146 of *Lecture Notes in Computer Science*, pages 174–191. Springer, 2016.

## A Optimal codes for IPM-FD with $k = 2$

By using `Magma` [35], we present some instances for IPM-FD with  $k = 2$ , in particular  $\mathbb{K} = \mathbb{F}_{2^4}$  in Tab. 5 and  $\mathbb{K} = \mathbb{F}_2$  in Tab. 6, respectively. Interestingly, we notice that for  $\mathbb{K} = \mathbb{F}_2$  the best minimum distance of  $\mathbf{H}^\perp$  is equal to  $BKLC(GF(2), n, 2)$ , where  $n$  is the same as in the Tab. 6.

**Table 5** Examples with  $\mathbb{K} = \mathbb{F}_{2^4}$ ,  $d_b$  and  $d_w$  are side-channel security orders at bit-level and word-level, respectively.

	Inputs		Outputs of Alg. 5 and Alg. 6		
	#faults $d_f$	$d_w$	$n$	$d_b$	Setting
IPM	0	0	1	0	$\mathbf{H}^\perp = (1)$
	0	1	2	2	$\mathbf{H}^\perp = (1 \alpha^5)$
	0	2	3	5	$\mathbf{H}^\perp = (1 \alpha^5 \alpha^{10})$
	0	3	4	7	$\mathbf{H}^\perp = (1 \alpha^5 \alpha^9 \alpha^{13})$
	0	4	5	9	$\mathbf{H}^\perp = (1 \alpha^5 \alpha^9 \alpha^{12} \alpha^1)$
	0	5	6	11	$BKLC(GF(2), 4 * 6, 4) \simeq [24, 4, 12]$
IPM-FD	1	0	2	0	$\mathbf{H}^\perp = \begin{pmatrix} 1 & 0 \\ 0 & 1 \end{pmatrix}$
	1	1	3	2	$\mathbf{H}^\perp = \begin{pmatrix} 1 & 0 & \alpha^5 \\ 0 & 1 & \alpha^{10} \end{pmatrix}$
	1	2	4	4	$\mathbf{H}^\perp = \begin{pmatrix} 1 & 0 & \alpha^5 & \alpha^{11} \\ 0 & 1 & \alpha^{11} & \alpha^4 \end{pmatrix}$

**Table 6** Examples with  $\mathbb{K} = \mathbb{F}_2$ ,  $d_w$  and  $d_b$  are security orders at word-level and bit-level, respectively. In this case, the same codes can also be used in BM-FD while BM-FD is defined over  $\mathbb{K} = \mathbb{F}_2$ .

	Inputs		Outputs of Alg. 5 and Alg. 6		
	#faults $d_f$	$d_w$	$n$	$d_b$	Setting
IPM	0	0	1	0	$\mathbf{H}^\perp = (1)$
	0	1	2	1	$\mathbf{H}^\perp = (1 \ 1)$
	0	2	3	2	$\mathbf{H}^\perp = (1 \ 1 \ 1)$
	0	3	4	3	$\mathbf{H}^\perp = (1 \ 1 \ 1 \ 1)$
	0	4	5	4	$\mathbf{H}^\perp = (1 \ 1 \ 1 \ 1 \ 1)$
	0	5	6	5	$\mathbf{H}^\perp = (1 \ 1 \ 1 \ 1 \ 1 \ 1)$
	0	6	7	6	$\mathbf{H}^\perp = (1 \ 1 \ 1 \ 1 \ 1 \ 1 \ 1)$
	0	7	8	7	$\mathbf{H}^\perp = (1 \ 1 \ 1 \ 1 \ 1 \ 1 \ 1 \ 1)$
	0	8	9	8	$\mathbf{H}^\perp = (1 \ 1 \ 1 \ 1 \ 1 \ 1 \ 1 \ 1 \ 1)$
	0	9	10	9	$\mathbf{H}^\perp = (1 \ 1 \ 1 \ 1 \ 1 \ 1 \ 1 \ 1 \ 1 \ 1)$
IPM-FD (BM-FD)	1	0	2	0	$\mathbf{H}^\perp = \begin{pmatrix} 1 & 0 \\ 0 & 1 \end{pmatrix}$
	1	1	3	1	$\mathbf{H}^\perp = \begin{pmatrix} 1 & 0 & 1 \\ 0 & 1 & 1 \end{pmatrix}$
	1	2	5	2	$\mathbf{H}^\perp = \begin{pmatrix} 1 & 0 & 1 & 1 & 0 \\ 0 & 1 & 1 & 1 & 1 \end{pmatrix}$
	1	3	6	3	$\mathbf{H}^\perp = \begin{pmatrix} 1 & 0 & 1 & 1 & 0 & 1 \\ 0 & 1 & 1 & 1 & 1 & 0 \end{pmatrix}$
	1	4	8	4	$\mathbf{H}^\perp = \begin{pmatrix} 1 & 0 & 1 & 1 & 0 & 1 & 0 & 1 \\ 0 & 1 & 1 & 1 & 1 & 0 & 1 & 0 \end{pmatrix}$
	1	5	9	5	$\mathbf{H}^\perp = \begin{pmatrix} 1 & 0 & 1 & 1 & 0 & 1 & 0 & 1 & 1 \\ 0 & 1 & 1 & 1 & 1 & 0 & 1 & 0 & 1 \end{pmatrix}$