



# Asset Accumulation Strategies Research Project Report.

## Research Team

Stephen Jeanetta, Rural Sociology

Corinne Valdivia, Agriculture Economics

Lisa Flores, Counseling Psychology

Domingo Martinez, Cambio Center

Anne Dannerbeck-Janku, Social Work/MO State Courts

Rural Sociology Seminar

11/14/2007



# Latinos in Missouri

- Immigration of Latinos to otherwise uniform areas of the state, both rural and urban
- In Missouri: 112% growth 1990-2003, like in other heartland and Southern states
- Over 130,000 people, distributed in every county of the state, with some counties showing 4 to 20-fold increases
- States and local governments ill prepared to serve newcomers and deal with issues of integration



## Latino Growth Rates Midwestern States: 1990-2000

	1990 Population	2000 Population	Growth	Percentage Growth
<b>Ohio</b>	139696	217123	77427	55%
<b>Michigan</b>	201596	323877	122281	61%
<b>Illinois</b>	904446	1530262	625816	69%
<b>Missouri</b>	61702	118592	56890	92%
<b>Kansas</b>	93670	188252	94582	101%
<b>Wisconsin</b>	93194	192921	99727	107%
<b>Indiana</b>	98788	214536	115748	117%
<b>Iowa</b>	32647	82473	49826	153%
<b>Nebraska</b>	36969	94425	57456	155%
<b>Minnesota</b>	53844	143382	89538	166%

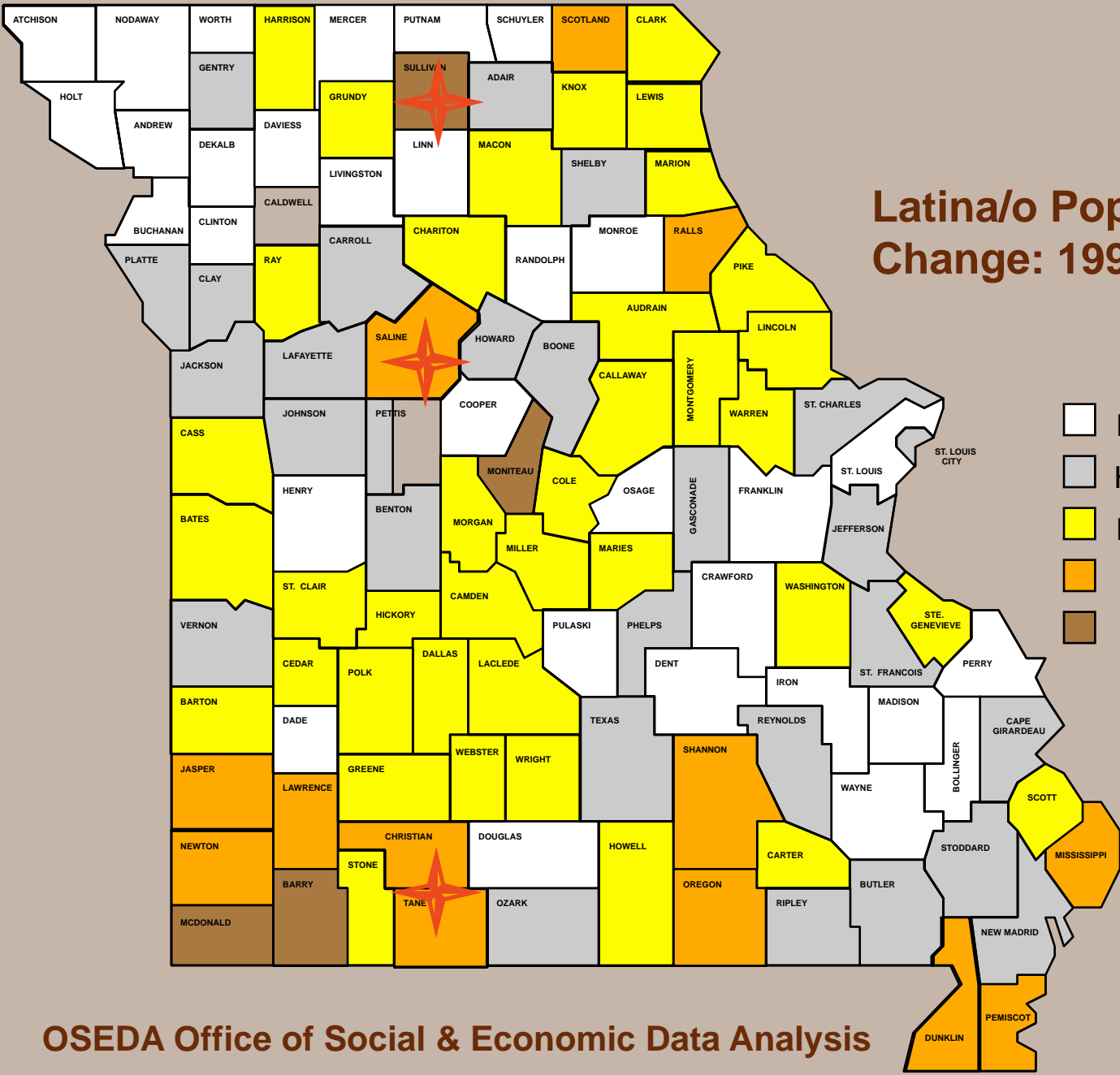


# Premise

“Recent developments in the cultural identity literature can help us to move beyond a deficits approach to viewing culture not an obstacle but as a resource from which individuals draw to create strategies to function in various domains in society (Berry 2003). **This new orientation shifts us away from a deficit model for thinking about how individuals of different cultures gain and lose in the process of integration to recognizing the multiple ways that individuals can adapt in new and ever changing environments without suffering loss of identity in the process.**

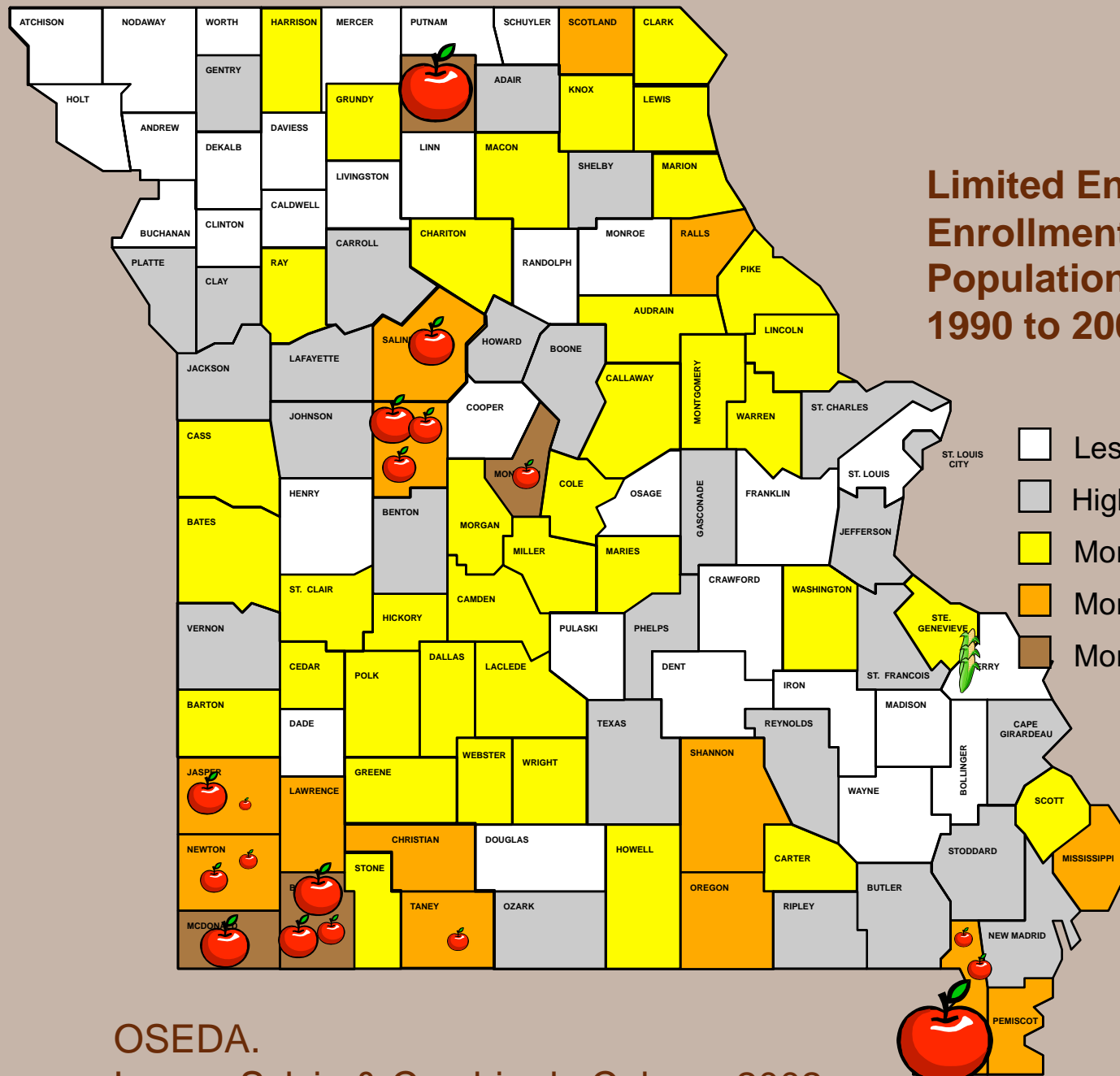
This approach shifts our attention to looking at what the newcomers offer and leads us to ponder how we can engage them in the future development and prosperity of the new settlement communities.” (Asset Accumulation Strategies, 2006)

# Latina/o Population Growth Change: 1990 to 2000








- Less Than National Avg
- Higher Than National Avg
- More Than 2x Growth
- More Than 4x Growth
- More Than 8x Growth





## Limited English Proficient Enrollments and Latina/o Population Growth Change: 1990 to 2000

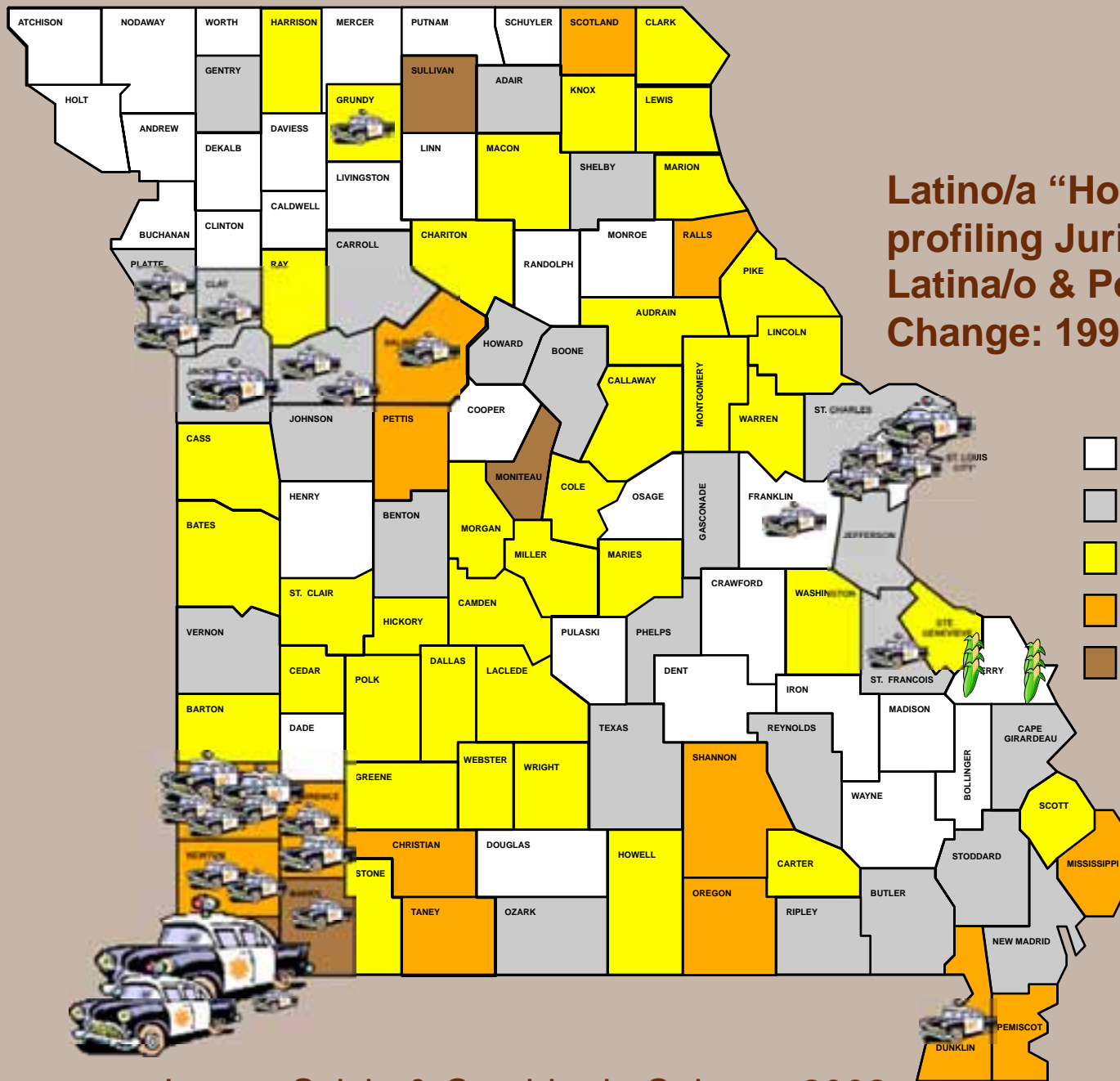
-  Less Than National Avg
-  Higher Than National Avg
-  More Than 2x Growth
-  More Than 4x Growth
-  More Than 8x Growth

LEP Enrollment Ranges from 0.6% to 29.2%. For example:






0.6% 

29.2% 


OSEDA.  
Lazos, Sylvia & Cambio de Colores 2002



## Latino/a “Hot Spot” racial profiling Jurisdictions and Latina/o & Population Growth Change: 1990 to 2000

-  Less Than National Avg
-  Higher Than National Avg
-  More Than 2x Growth
-  More Than 4x Growth
-  More Than 8x Growth

Disparity Index Ranges from 1.12 to 20.45  
For example:

1.12 

20.45 

Lazos, Sylvia & Cambio de Colores, 2002





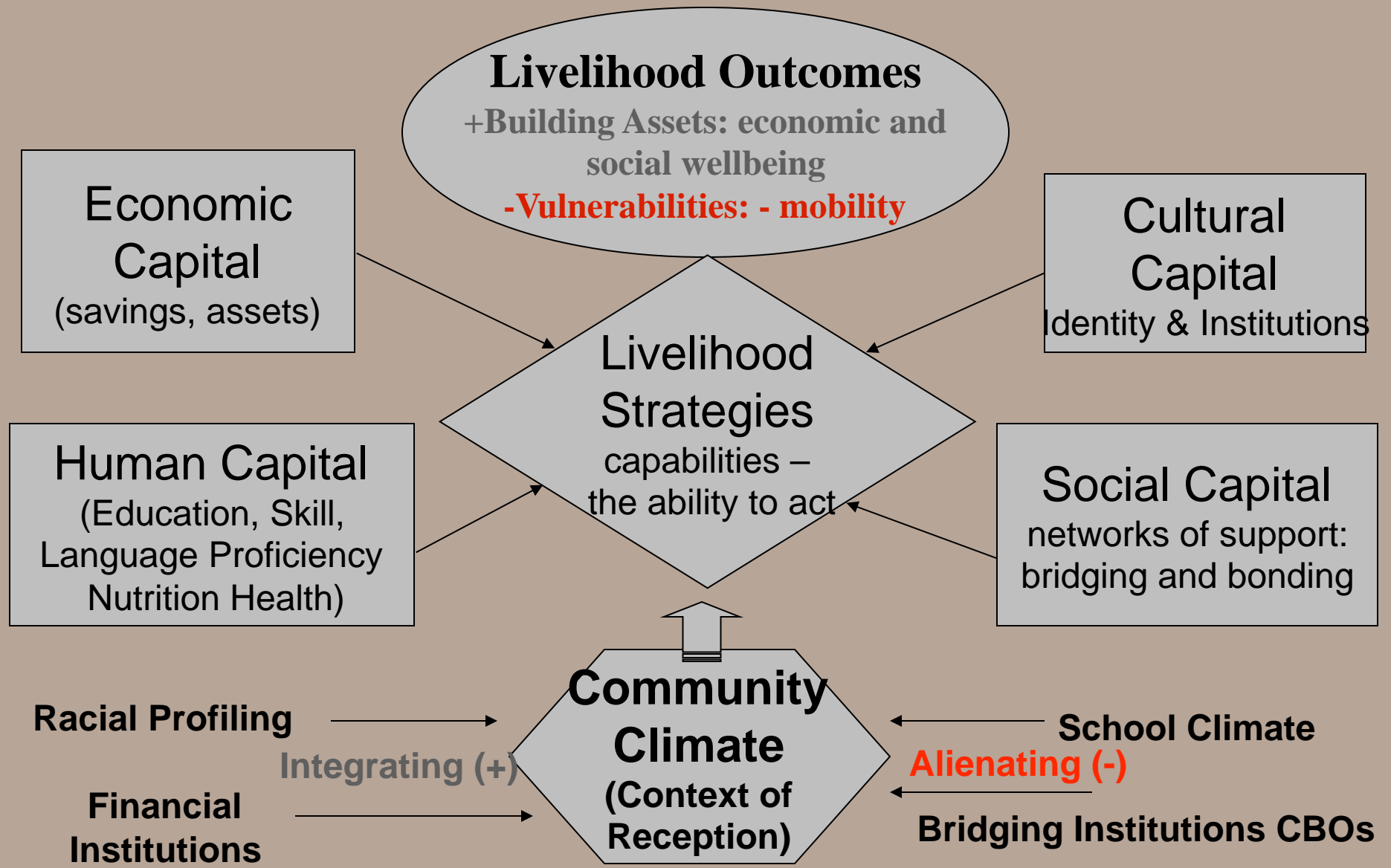
The purpose of this research is to examine the strategies newcomers employ to accumulate assets, minimize their vulnerability to risk exposure and become part of their new communities.

“Getting by and getting ahead”

The following questions are guiding the study:

1. What are the strategies Latino immigrants use to integrate into communities and lead sustainable, high quality lives?
2. What factors facilitate or impede their economic integration?

# Strengths Based Model: Livelihoods, Capitals, and the Context of Reception





# Social Capital

## ❖ What is Social Capital?

- A form of capital that places value on the quality and quantity of relationships that exist within a community.
- Social Capital can assist people as they strive to meet their basic needs as well as contribute to a person's growth and development.

## ❖ Types of Social Capital

- Bonding Social Capital
- Bridging Social Capital



# Social Capital

Bridging Social Capital

	-	+
+	Conflict with outside or internal factionalism	Inclusion (horizontal ties within the community; diverse horizontal and vertical ties to the outside)
-	Apathy; Extreme Individualism	Clientelism (internal and external ties are mainly vertical)

Community Social Capital Typology



# Measuring Social Capital

- ❖ Social Capital and community integration.
  - Bonding Social Capital--social capital as connections within the immigrant community
  - Bridging Social Capital--strong links to other groups and institutions in the settling community



# Cultural Capital

For the purposes of this research culture resources are reflected in the attitudes, values and beliefs individual newcomers share. We are especially interested in their attitudes, values and beliefs about financial institutions, social services, and the people and places they are encountering in their new communities and how they are shaped in the acculturation process.



# Acculturation

- ❖ Generational Status
- ❖ Primary language spoken to communicate with others
- ❖ Degree of affiliation with majority culture (e.g., composition of peer network, Anglicization of name)
- ❖ Role conflicts with regard to familial expectations
- ❖ Value systems, customs, and orientations (religion, political affiliation, etc.)
- ❖ Level of involvement in cultural traditions or activities
- ❖ Educational level of client, family members, relatives
- ❖ Skin color
- ❖ Location raised, currently living
- ❖ Religious identity, affiliation



# Unidimensional



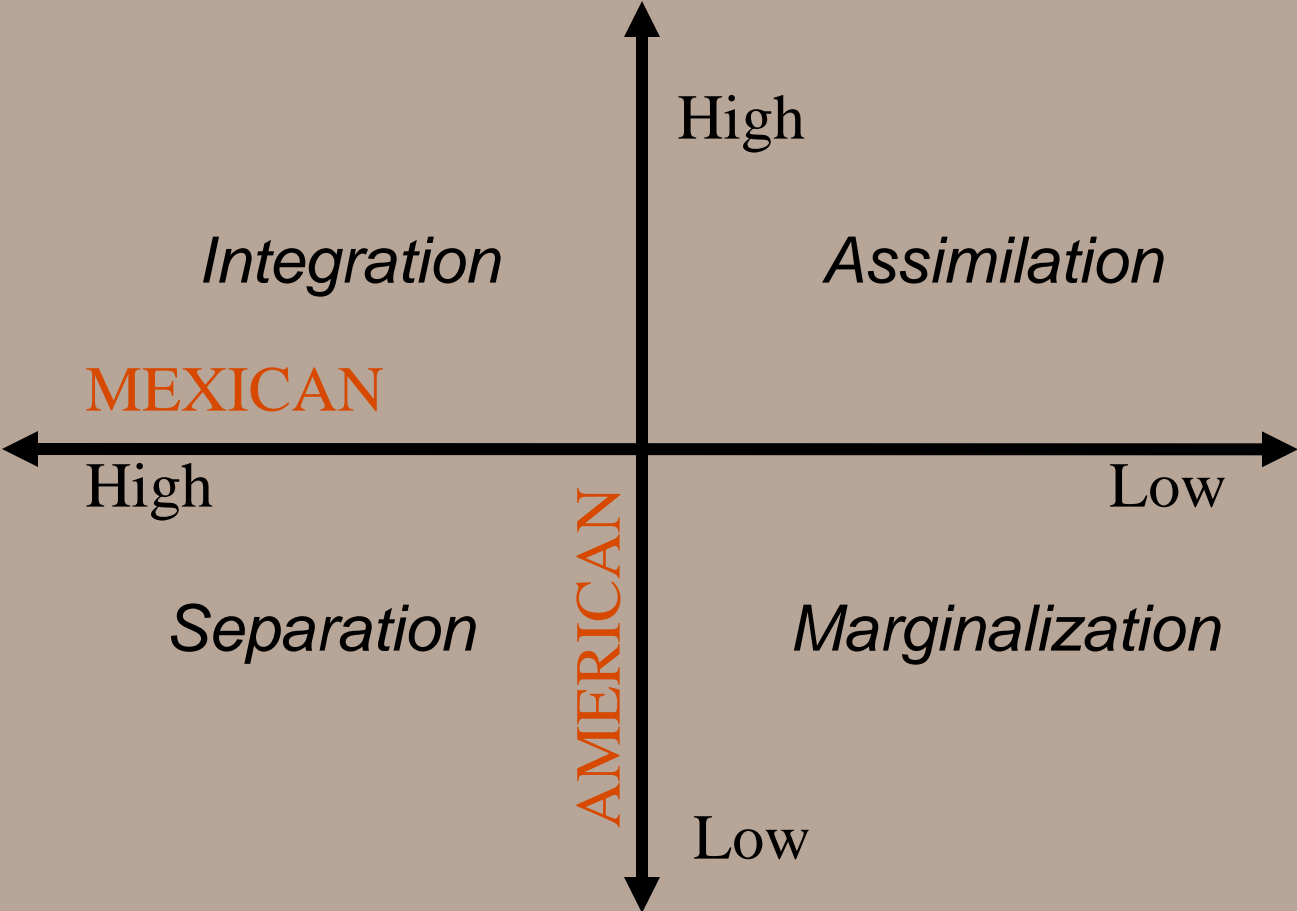
Traditional

Acculturated

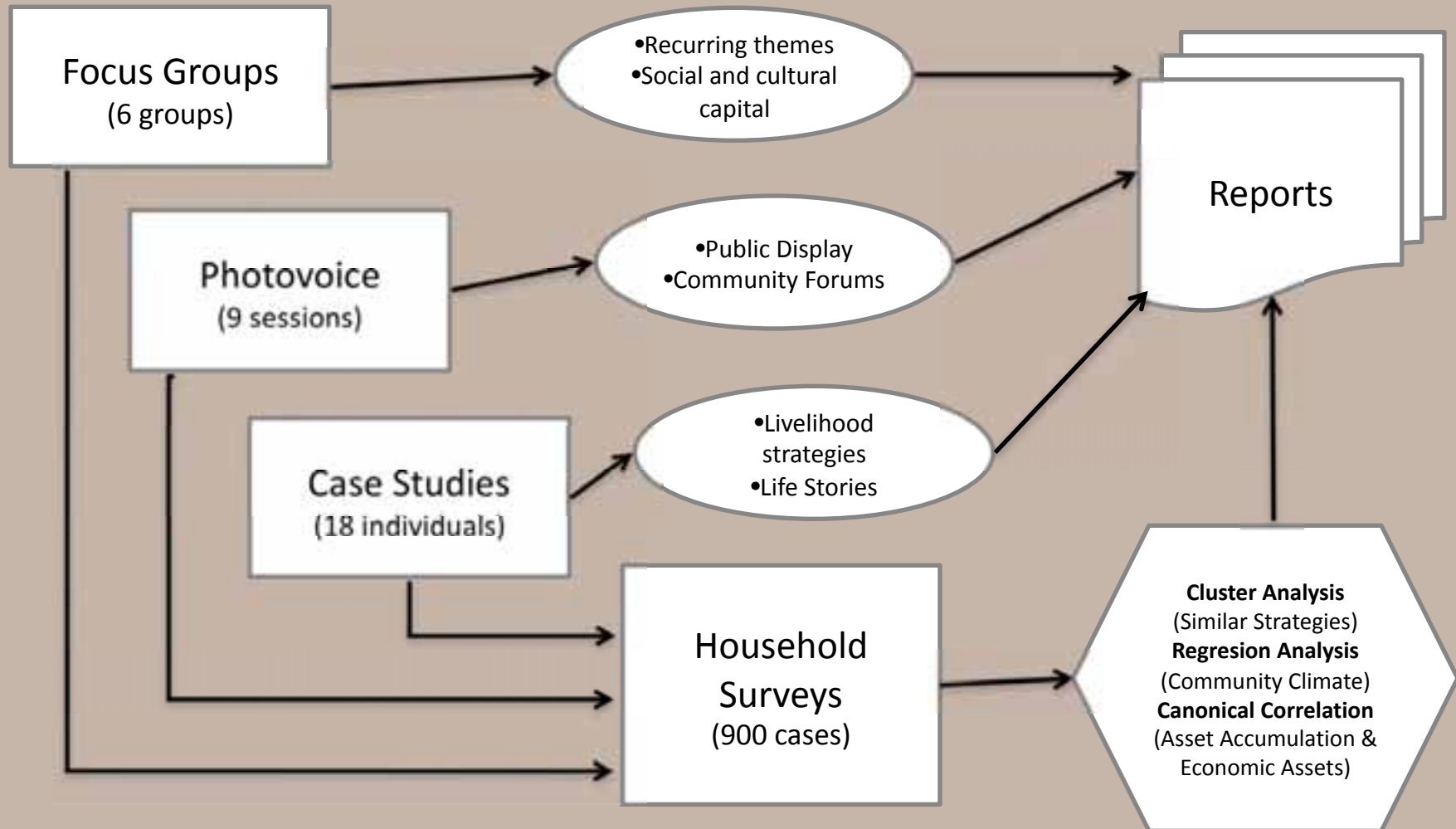




# Bidimensional



# Research Process





# Purpose of the Focus Group Process

- ❖ Develop a picture of how immigrants are integrating economically and socially
- ❖ Develop a sense of immigrant perceptions on community climate and identity
- ❖ Develop an understanding of their perspectives on culture, identity and how the immigration process has affected those perceptions.
- ❖ Develop a framework for further analysis of social relationships and their effect on economic and social integration and community climate.



## Focus Group Process: Observations on the Process...

- ❖ Connecting to community partners
- ❖ Diversity of the participants
- ❖ Relationship between the facilitators and the participants
- ❖ Differences between the men and women's groups
  - Women's Isolation
  - Perspectives on differences in culture and discrimination
  - Attitudes towards sharing in a group
- ❖ Time and Place are important



## Focus Group Process: Observations on the Process...

- ❖ Overlap between process of acculturation and the development of social capital
  - Perceptions of place is partially shaped by experiences and relationships
- ❖ Perceptions of the new place is based on experiences in home countries and US communities before arriving in Missouri
  - Healthcare
  - Law Enforcement
  - Education
- ❖ Fairly well developed networks within the Latino community and few connections to the broader community



# Purpose of the Photovoice

- ❖ Engage the participants in critical reflection about the people and places where they live.
- ❖ Explore the values that are inherent in their views.
- ❖ Connect the research to the issues affecting development in the community.
- ❖ Initiate local dialogues about their places as receiving communities.



## Photovoice Process: Observations on the Process...

- ❖ Love the places, many were farmers in their countries of origin--many photos were taken of the local environment
- ❖ Local bridge builders are important connectors to local resources
- ❖ When there are relationships with people from the local community members the outcomes they report are generally good--but there are few relationships
- ❖ Level of fear is escalating (state & federal discourse is creating a climate of fear)
- ❖ Serious concerns about healthcare access



# Reflections on the Research Process so Far..

- ❖ It appears very little integration has taken place so far socially and culturally
- ❖ The lines being drawn at state and national policy levels are having negative effects at the local level.
- ❖ There is a great deal of fear among immigrants.
- ❖ The communities themselves are relatively isolated and self-reliant when it comes to addressing issues immigration.
- ❖ Some communities ignore federal laws and others are “souring the milk”--very confusing to the immigrant.
- ❖ The research process itself has been iterative in nature for the researchers, community partners and immigrants





## Next Steps

- ❖ Coding and Analyzing Focus Group and Interview Data
- ❖ Community Forums
- ❖ Household Survey
  - ❖ Develop Measures for Social and Cultural Capital
  - ❖ Recruit Local Enumerators
  - ❖ Identify and Contact Households
  - ❖ Administer Survey