

Characterisation of ash deposits generated co-firing coal and biomass blends under oxy-firing conditions



Nelia Jurado Pontes
 (n.juradopontes@cranfield.ac.uk)

Delivering Low Carbon Energy from Biomass Resources
 IChemE, London, UK

Ben Anthony
 John Oakey

8th June 2015

www.cranfield.ac.uk

Oxy-combustor facility

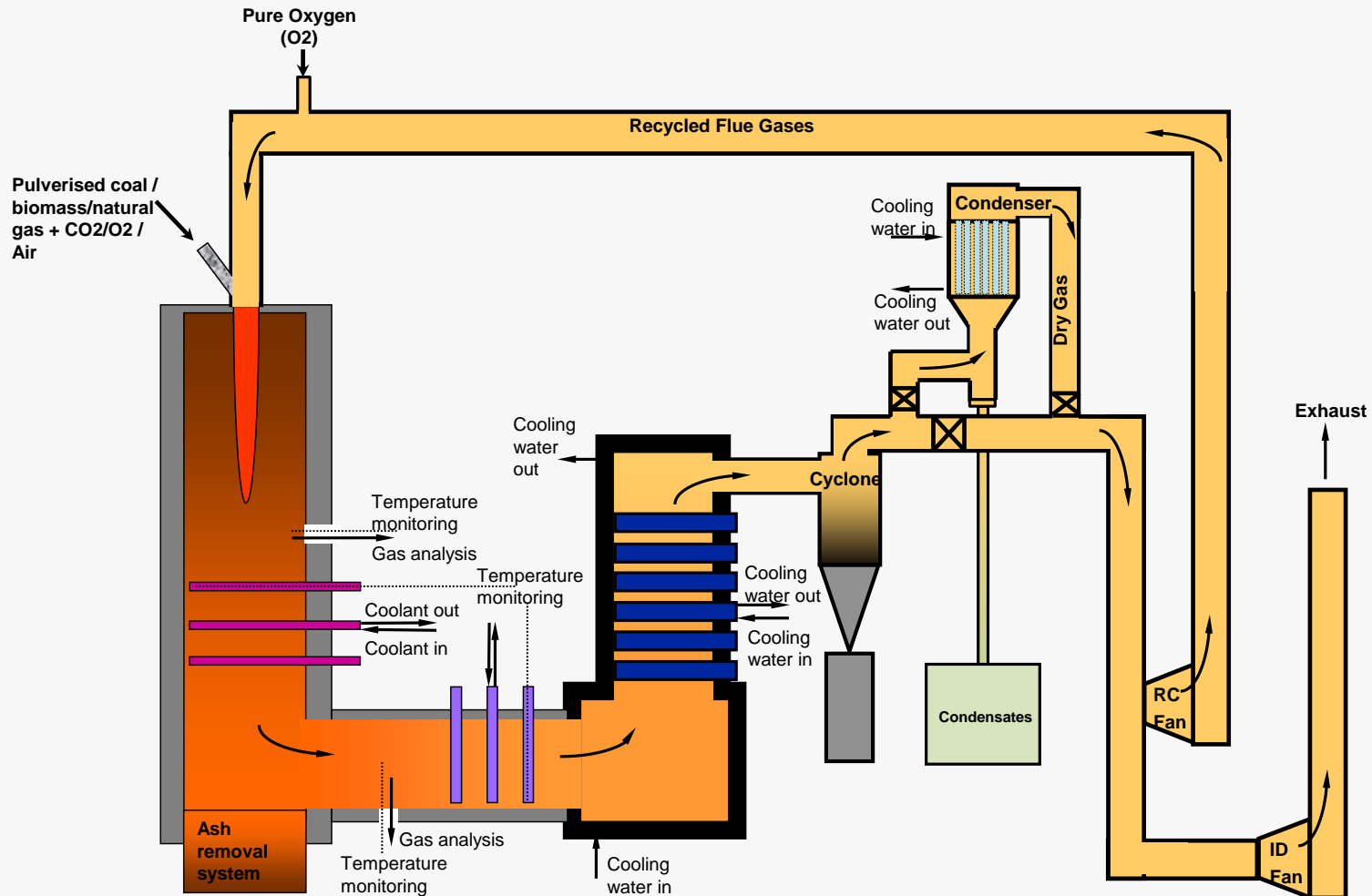
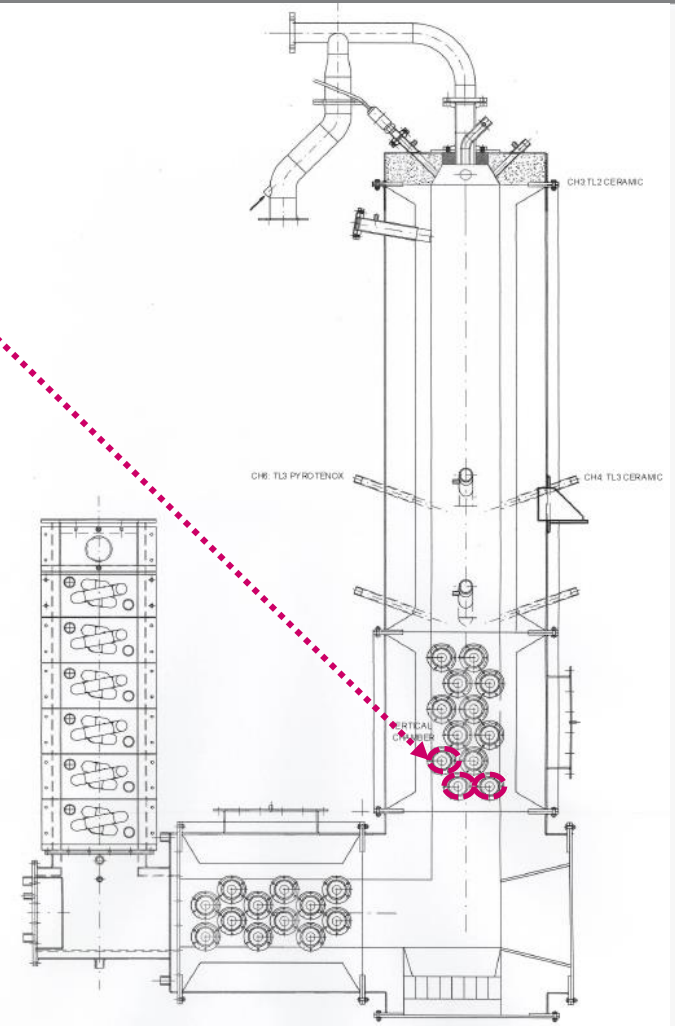


Diagram of 100kW_{th} Oxy-Combustor with Condenser

Oxy-combustor facility

PROBES AND LOCATION



Retrofitting Process

LATEST MODIFICATIONS

CONDENSER

*New calibration model needed for the FTIR
(Higher concentrations of CO₂ expected)*

Primary Gas Composition sampling point

Secondary Gas Composition sampling point



Pulverised coal/
biomass/natural
gas + CO₂/O₂ /
Air

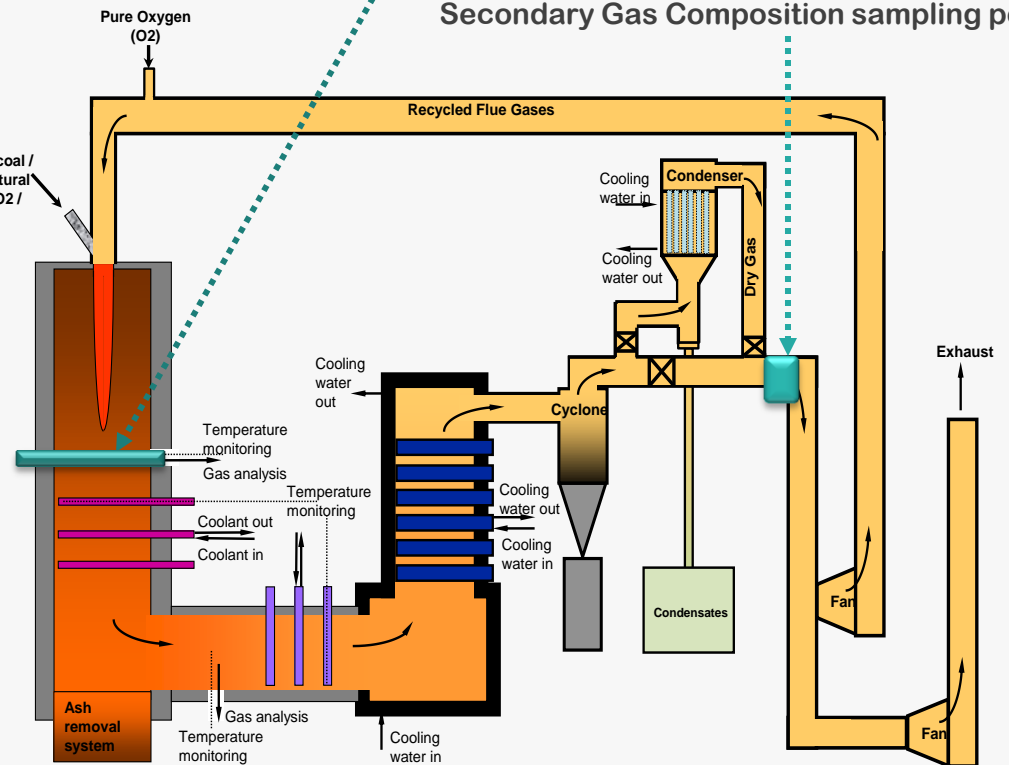


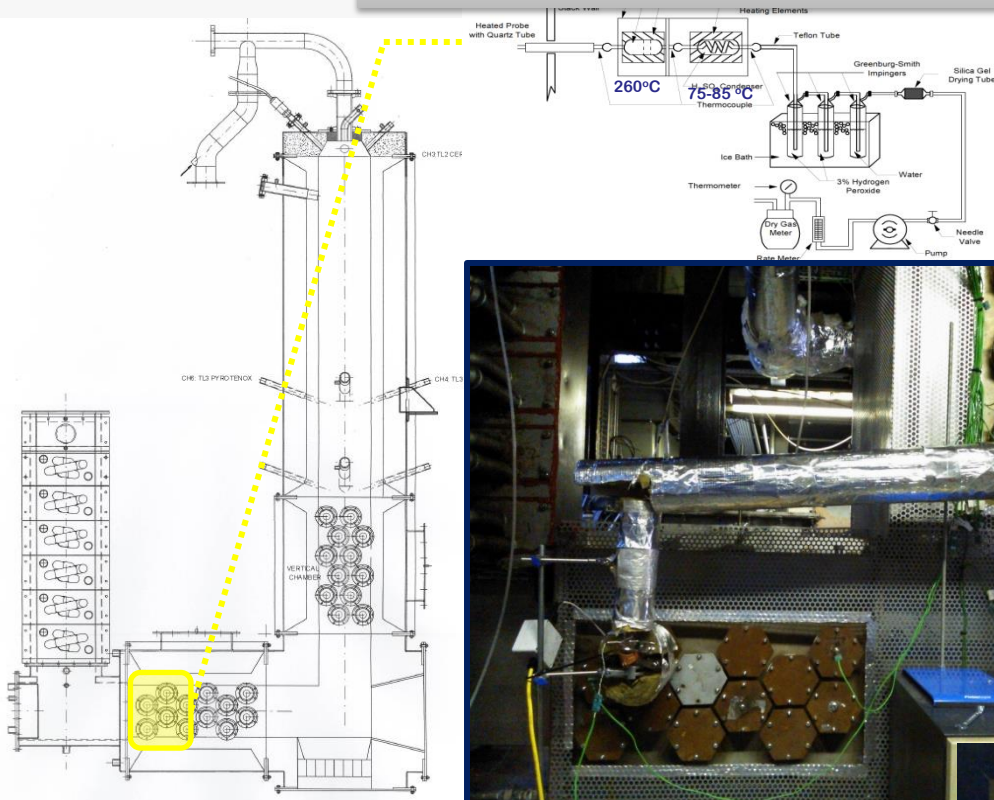


Diagram of 100kWth Oxy-Combustor with Condenser

Retrofitting Process

LATEST MODIFICATIONS

SO₃ AND SULFATES MEASUREMENT (Controlled Condensation Method)



Location of the sampling point

Experimental conditions

- ✦ **Type of fuel:**
 - El Cerrejon Coal 13.5kg/h
 - 75% El Cerrejon -25% CCP 15kg/h
 - 50% El Cerrejon -50% CCP 16.7kg/h
 - Cereal co-product 22kg/h
- ✦ **Percentage of Recycled Flue Gas :60-65%**
- ✦ **Types of Recycled Flue Gas**
 - Wet- Hot Recirculation (After Particle Removal)
 - Dry – Cool Recirculation (After Particle, Condenser)
- ✦ **Oxygen Injection**
 - Primary O₂ (Fuel carrier draught): Not Used
 - Secondary O₂: 34-38% in gas supplied

Experimental conditions

FUEL ANALYSIS

	El Cerrejon coal	Cereal co-product
Proximate analysis (% (wt) as received)		
Moisture	5.80	8.10
Volatile matter	34.80	70.80
Ash	8.60	4.20
Calorific value, (MJ/kg)		
Gross calorific value	27.85	17.61
Net calorific value	27.12	16.34
Ultimate analysis (% (wt) as received)		
Carbon	69.2	43.30
Hydrogen	4.40	5.80
Nitrogen	1.42	2.70
Chlorine	0.02	0.17
Sulfur	0.58	0.16
Oxygen	9.98	35.57
Ash analysis (% (wt))		
SiO ₂	60.69	44.36
Al ₂ O ₃	22.01	2.79
Fe ₂ O ₃	7.43	2.47
TiO ₂	0.92	0.12
CaO	2.27	7.78
MgO	2.90	3.96
Na ₂ O	1.06	0.36
K ₂ O	2.32	24.72
Mn ₃ O ₄	0.06	0.10
P ₂ O ₅	0.21	12.04
SO ₃	-	-
BaO	0.11	0.05

Experimental conditions

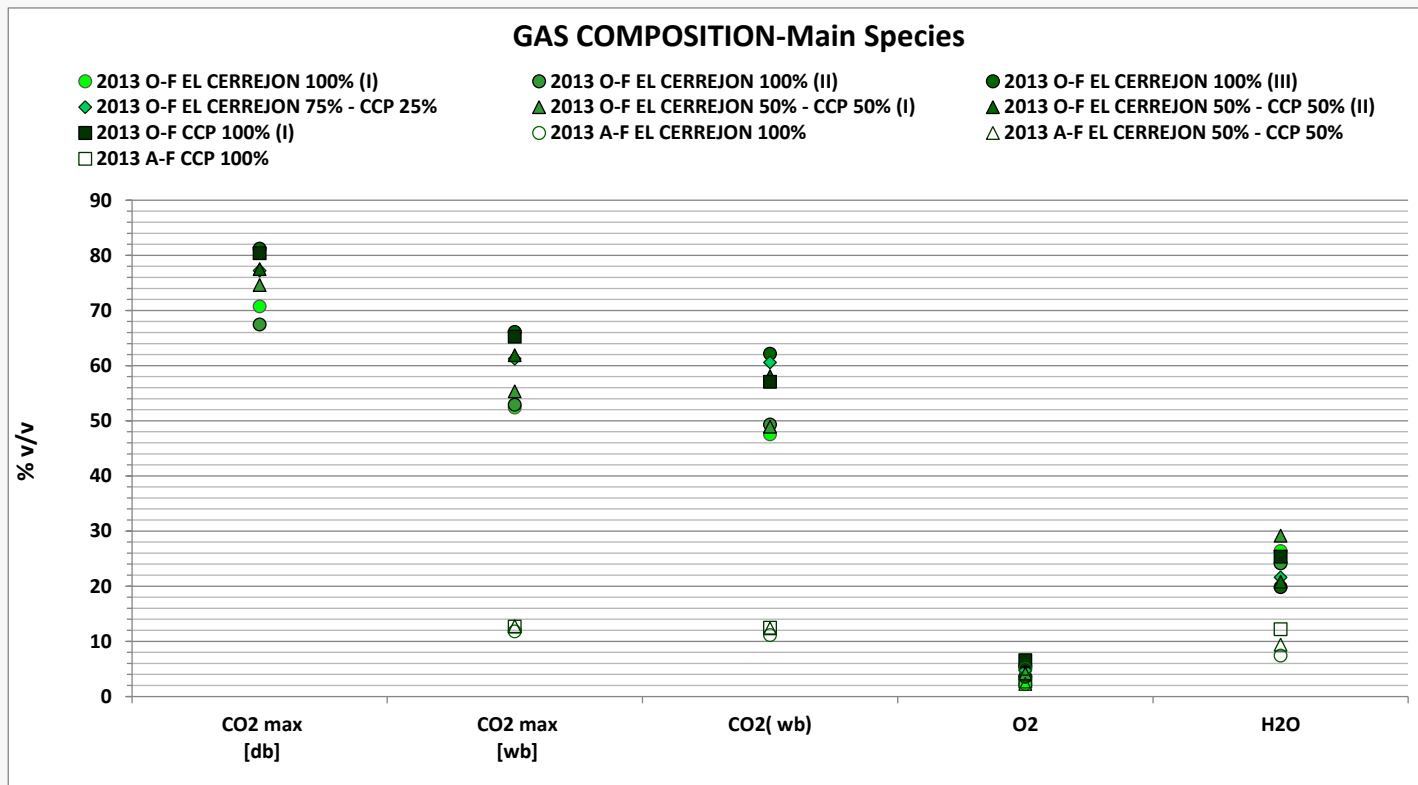
FUEL ANALYSIS

	El Cerrejon coal	Cereal co-product
Proximate analysis (% (wt) as received)		
Moisture	5.80	8.10
Volatile matter	34.80	70.80
Ash	8.60	4.20
Calorific value, (MJ/kg)		
Gross calorific value	27.85	17.61
Net calorific value	27.12	16.34
Ultimate analysis (% (wt) as received)		
Carbon	69.2	43.30
Hydrogen	4.40	5.80
Nitrogen	1.42	2.70
Chlorine	0.02	0.17
Sulfur	0.58	0.16
Oxygen	9.98	35.57
Ash analysis (% (wt))		
SiO ₂	60.69	44.36
Al ₂ O ₃	22.01	2.79
Fe ₂ O ₃	7.43	2.47
TiO ₂	0.92	0.12
CaO	2.27	7.78
MgO	2.90	3.96
Na ₂ O	1.06	0.36
K ₂ O	2.32	24.72
Mn ₃ O ₄	0.06	0.10
P ₂ O ₅	0.21	12.04
SO ₃	-	-
BaO	0.11	0.05

Experimental Results

GAS COMPOSITION

- **Maximum CO₂ : 57-62% wet basis [80-81% (d. b.)]**
- **H₂O ~ 20-29% (v/v)**
- **O₂ ~ 4.3% (v/v)**

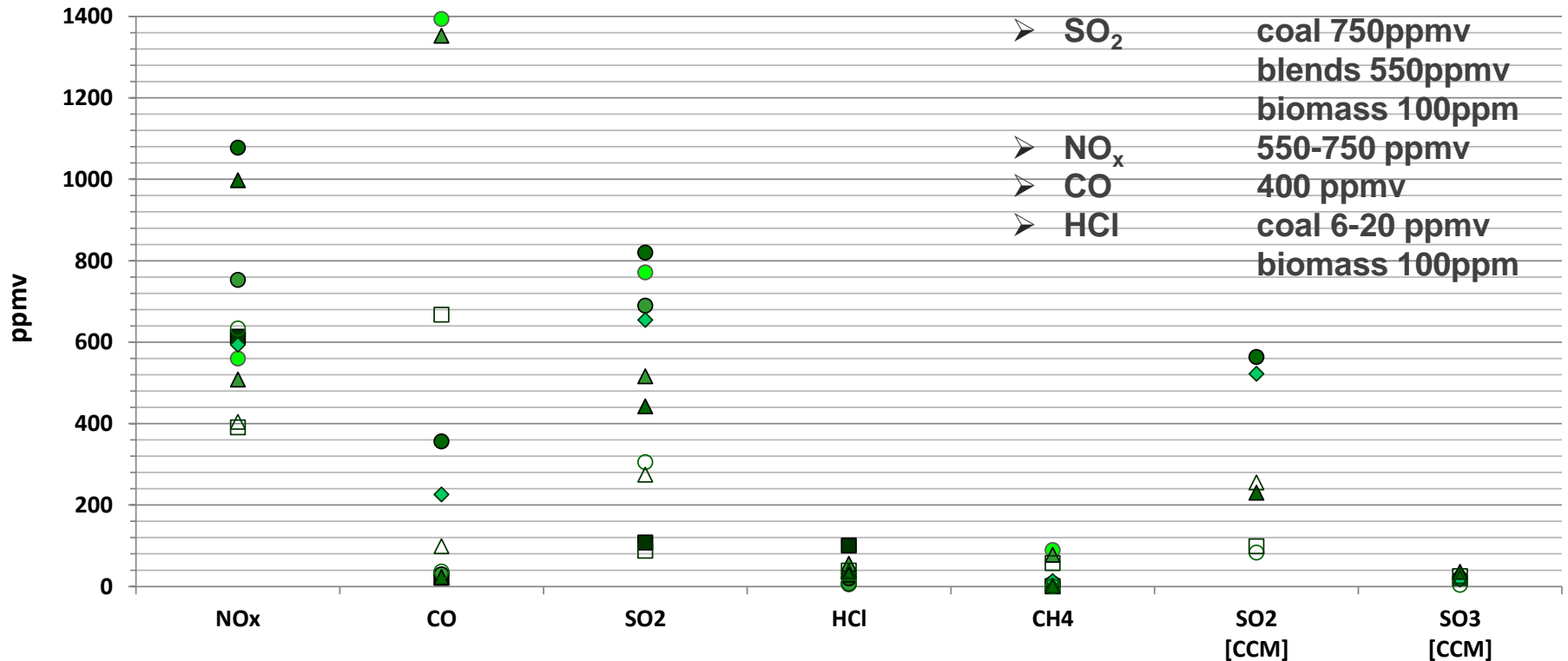


Experimental Results

GAS COMPOSITION

GAS COMPOSITION- Minor species

- 2013 O-F EL CERREJON 100% (I)
- ◆ 2013 O-F EL CERREJON 75% - CCP 25%
- 2013 O-F CCP 100% (I)
- 2013 A-F CCP 100%
- 2013 O-F EL CERREJON 100% (II)
- ▲ 2013 O-F EL CERREJON 50% - CCP 50% (I)
- 2013 A-F EL CERREJON 100%
- 2013 O-F EL CERREJON 100% (III)
- ▲ 2013 O-F EL CERREJON 50% - CCP 50% (II)
- △ 2013 A-F EL CERREJON 50% - CCP 50%



Experimental Results

SO₃ & SULFATES

	SO ₂ _FTIR (ppmv)	SO ₂ _CCM (ppmv)	(SO ₃ +SO ₄ ²⁻)_CCM (ppmv)	(SO ₃ +SO ₄ ²⁻)/SO ₂ (%)
Air-firing El Cerrejon	305.2	83.5	3.0	3.6
Air-firing 50%EC-50%CCP	274.3	245.8	16.6	6.7
Air-firing CCP	87.6	98.9	20.8	21.0
Oxy-firing El Cerrejon	819.6	566.8	16.9	3.0
Oxy-firing 75%EC-25%CCP	654.3	525.2	13.8	2.6
Oxy-firing 50%EC-50%CCP	442.2	231.4	29.5	12.7

Effect of fuel: SO₃+SO₄²⁻ levels rising as the share of CCP increases

Alkalis reaction with SO₃ to generate sulfates


SO₂ to SO₃ promoted by alkalis

Effect of firing mode: SO₃+SO₄²⁻ levels in oxy-firing higher than in air-firing

Experimental Results

ASH DEPOSITS

The structure of the deposit is more fibrous and porous using 100% CCP than when oxy-firing 100% El Cerrejon coal or the coal-biomass blends. No significant difference in the aspect of the deposits can be observed comparing the cases under oxy and air-firing conditions.



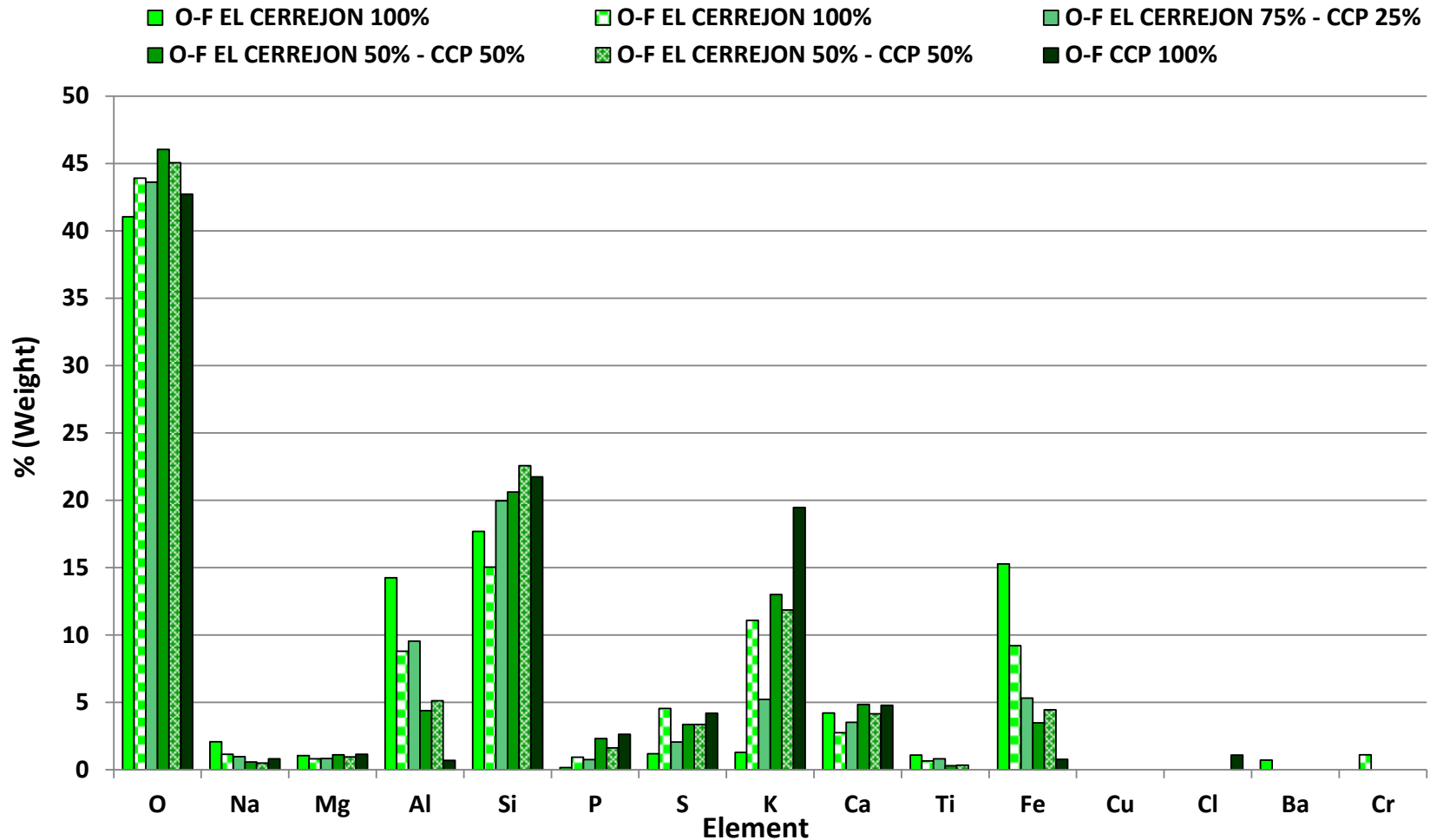
a) Air- firing El Cerrejon b) Air-firing 50%EC-50%CCP c) Air-firing CCP
d) Oxy- firing El Cerrejon e) Oxy-firing 50%EC-50%CCP f) Oxy-firing CCP

Experimental Results

ASH DEPOSITS

El Cerrejon coal & CCP

ASH DEPOSITS-High T (750°C) Probes



Key findings- Experimental

■ Gas composition

■ CO ₂	>80% (db) for pure coal and pure biomass
■ H ₂ O	20-29%, even with dry recycle
■ NO _x	550-750ppmv
■ SO ₂	100-750ppmv
■ HCl	8-100ppmv
■ SO ₃ +SO ₄ ²⁻	14-30ppmv

Clear increase in (SO₃+SO₄²⁻)/SO₂ ratio when ↑%CCP

■ Ash deposits

- Markedly fibrous and cohesive for high shares of CCP
- Similar S levels for pure coal and biomass (K₂SO₄ generation)
- Chloride only observed in ash deposits from pure CCP

Operational issues associated to the use of Biomass

- ✿ **Difficulty to control the %RFG when using coal-biomass blends and pure biomass (liquid accumulation in the condenser)**
- ✿ **The $\eta_{\text{condenser}}$ dropped sharply after two hours of operation**
- ✿ **Dry recycle used from the start of the tests with 100% biomass (otherwise minimal efficacy)**
- ✿ **Some air ingress into the process through the deposit probes (due to cooling air)**
- ✿ **Appropriate maintenance of heat flux sensor**
- ✿ **Decrease of air ingress from 10% to 5% (improved sealing of the facility and operation at slightly positive pressure)**

Future challenges

▣ Use of other fuels:

- *Coal with higher S levels: effect on SO_x generation*
- *Biomass with higher Na contents: effect on ash deposits characteristics*

- ## ▣ Further investigation on SO₃/SO₂ ratios using high shares of biomass
- Applying identical procedure to EPA-Method 8A (avoiding sulfates interferences)*

Characterisation of ash deposits generated co-firing coal and biomass blends under oxy-firing conditions

Thanks for your attention



Nelia Jurado Pontes
(n.juradopontes@cranfield.ac.uk)

Delivering Low Carbon Energy from Biomass Resources
ICChemE, London, UK

Ben Anthony
John Oakey

8th June 2015

www.cranfield.ac.uk