

University of Arkansas, Fayetteville

ScholarWorks@UARK

---

Biological and Agricultural Engineering  
Department Annual Report

Biological and Agricultural Engineering

---

2005

## Annual Report, 2005

University of Arkansas, Fayetteville. Dale Bumpers College of Agricultural, Food and Life Sciences. Dept. of Biological and Agricultural Engineering

Follow this and additional works at: <https://scholarworks.uark.edu/baegar>

---

### Citation

University of Arkansas, Fayetteville. Dale Bumpers College of Agricultural, Food and Life Sciences. Dept. of Biological and Agricultural Engineering. (2005). Annual Report, 2005. *Biological and Agricultural Engineering Department Annual Report*. Retrieved from <https://scholarworks.uark.edu/baegar/4>

This Periodical is brought to you for free and open access by the Biological and Agricultural Engineering at ScholarWorks@UARK. It has been accepted for inclusion in Biological and Agricultural Engineering Department Annual Report by an authorized administrator of ScholarWorks@UARK. For more information, please contact [scholar@uark.edu](mailto:scholar@uark.edu).

# **2005 Annual Report**

## **Department of Biological and Agricultural Engineering**

Lalit R. Verma, Head

## **Arkansas Agricultural Experiment Station**

Gregory J. Weidemann, Associate Vice President for Agriculture-Research

## **Cooperative Extension Service**

Ivory W. Lyles, Associate Vice President for Agriculture-Extension

## **University of Arkansas Division of Agriculture**

Milo J. Shult, Vice President for Agriculture

## **Dale Bumpers College of Agricultural, Food & Life Sciences**

Gregory J. Weidemann, Dean

## **College of Engineering**

Ashok Saxena, Dean

## **University of Arkansas**

John A. White, Chancellor  
Bob Smith, Vice Chancellor and Provost





# *Department of Biological & Agricultural Engineering*

**203 Engineering Hall  
University of Arkansas  
Fayetteville, Arkansas 72701**

**Phone: (479) 575-2351  
Fax: (479) 575-2846  
Web: [www.baeg.uark.edu](http://www.baeg.uark.edu)  
Email: [baeg@engr.uark.edu](mailto:baeg@engr.uark.edu)**

---

# TABLE OF CONTENTS

<b>Foreword</b> .....	6
<b>Significant Accomplishments</b> .....	7

## **Resources**

Faculty and Staff .....	9
Advisory Board .....	12
Academy Members .....	13
Facilities .....	14
Financial .....	15

## **Teaching Program**

Undergraduate Program .....	16
Graduate Programs .....	20
Courses .....	24

## **Research**

### *Biomedical Engineering*

Computational Model for Analysis of Oxidative Stress on the Free Radical Transport in the Microcirculation ..	29
Engineered Bacterial and Yeast Live Avian Flu Vaccine for Peripheral and Mucosal Immunization .....	29
Fluorescence Nanosensor for Visualizing Intracellular Glucose within Living Cells .....	29
Monitoring and Modeling Acquired Bacterial Resistance to Medical Antibiotics in Water Ecosystems .....	30
Nano-Biotechnology .....	31
Nitric Oxide (NO) Biotransport .....	31
Nucleic Acid Technology .....	32
Point-Of-Care (POC) Diagnostics and Treatment .....	32

### *Biotechnology Engineering*

An Electrochemical Method to Destroy <i>Listeria</i> in Chilling Brine for Cooked Poultry and Meat Products ....	34
Biocatalysis and Molecular Biological Engineering .....	34
Capillary Electrochemical/Optical Biosensors for Rapid Detection of Pathogenic Bacteria in Poultry and Meat Products .....	35
Determining the Physical, Chemical, and Genetic Mechanisms Responsible for Fissure Resistance of Rice ...	35
Elimination of <i>Listeria monocytogenes</i> during Thermal Processing of Ready-To-Eat Poultry Products .....	36
Impedance Immunusensors for Rapid Detection of Pathogens in Food Products .....	36
Microfluidics based Chemiluminescent Fiber Optical Biosensor for Rapid Detection of <i>Escherichia coli</i> O157:H7 and <i>Salmonella Typhimurium</i> in Food Samples .....	37
Online NIR Technology to Quantify Beef Quality .....	37
PCR-Based Fluorescent Biosensing Methods and Nanobeads and Quartz Crystal Microbalance-Based DNA Sensor for Rapid Detection of Major Pathogens in Food Samples .....	38
Phytochemical Extraction and Their Potential to Inhibit Low Density Lipid Oxidization .....	39
Precision Farming Technology for Developing Subsoiling Guidelines in Arkansas .....	39
Predictive Models and Quantitative Risk Assessment Models for <i>Salmonella Typhimurium</i> and <i>Campylobacter jejuni</i> in Poultry Production, Processing and Distribution System .....	40

---

# TABLE OF CONTENTS

Rapid Integration of Advanced Technology for Sensing, Characterization, and Control in Production and Processing of Biological Materials .....	40
Rapid Detection of Foodborn Pathogens and Pesticide Residues Using Biosensor Technologies .....	41

## *Ecological Engineering*

A Low Impact Development Demonstration Habitat for Humanity Community in Rogers, Arkansas .....	42
A Watershed Nutrient Management Decision Support System for the Eucha Basin .....	42
Air Quality Monitoring in Commercial Broiler Houses .....	43
Development of a Decision Support System and Data Needs for the Beaver Lake Watershed .....	43
Development of an Integrated Water Conservation-Water Quality Program in the Arkansas Delta .....	43
Development of a Statewide Nonpoint Source Pollution Plan for Arkansas .....	44
Demonstration of a Greenway Development to Protect Ecological Services in Small Urban Streams .....	44
Differentiating Runoff Contributing Areas from Pastures for Phosphorus Management .....	45
Engineering Design and Evaluation of Animal Waste Management Systems in Arkansas .....	45
Environmental Resource Management to Develop Watershed Technologies and Management Tools .....	46
GIS Database Development and Watershed Modeling in the Arkansas Priority Watersheds .....	46
Growth Chambers for Bio-Regenerative Life Support .....	46
Improving Cotton Irrigation Recommendations in Mid-South .....	47
Improving Nutrient Management for Cotton Production in Arkansas .....	47
National Wadeable Stream Assessment- The Arkansas Component .....	48
Optimizing BMPs, Water Quality, and Sustained Agriculture in the Lincoln Lake Watershed .....	48
Pesticide Pollution Risk Assessment and Mitigation Training in Arkansas Delta .....	48
Recombining Fluvial Geomorphology and Urban Morphology: Riparian Meadows, Mounds, and Rooms in Urban Greenways .....	49
Sustainable Agriculture and Water Resources in Arkansas: A Bioenvironmental Engineering Solution .....	49
SWAT Modeling in the Illinois River Watershed .....	50
Use Attainability and Water Quality Assessment of Coffee Creek, Mossy Lake, and the Ouachita River, Southern Arkansas .....	50
Use Attainability and Water Quality Assessment of the Illinois and Kings Rivers in Northwest Arkansas .....	51

## *Extension and Outreach Programs*

Agricultural Chemical Applications .....	52
Controlled Ambient Aeration as a Pest Management Strategy in Stored Rice .....	52
Equipment and Techniques for Reduced Tillage and No-Tillage (Corn, Grain Sorghum, Rice, Soybeans, Wheat, and Cotton) .....	53
Farm Safety Programs .....	53
Harvest Equipment Selection, Maintenance, and Fine-Tuning (Adjustments for Cotton, Corn Grain Sorghum, Rice, Soybeans, and Wheat) .....	54
Nutrient Management Education to Protect Water Quality .....	54
On-Farm Grain Handling and Storage .....	54
Precision Agriculture .....	55
Rice Irrigation Water Management for Water, Labor, and Cost Savings .....	55
Using Cotton Gin Waste .....	56
<b>Grants</b> .....	57
<b>Publications</b> .....	63

# FOREWORD

---

This annual report describes the outstanding accomplishments of the Department of Biological and Agricultural Engineering in 2005.

*Our mission is: to develop and disseminate biological engineering knowledge through teaching, research, and technology-transfer that will maximize the professional value of biological engineers to the clients they serve in biological, agricultural, environmental, biomedical, or value-added bioprocess engineering enterprises whether in private practice, government service, industry, or education.*

I am pleased to report that the department is experiencing growth in teaching, research, and service. With the addition of the Biomedical Engineering master's degree in 2004, our graduate program has increased to more than 40 students. The freshmen class also had a record enrollment and our total undergraduates were 110 students. Approximately 51% of our undergraduates are also enrolled in the Honor's College and 33% of our students are females.

Our research and extension programs continued in Biomedical, Biotechnology, and Ecological Engineering. We are currently up to 13 faculty members and three full-time extension engineers. This year alone three research labs were completed at the Engineering Research Center. Our faculty are continuing to increase funding from outside sources and have earned grants from the U.S. Department of Agriculture, Environmental Protection Agency, National Science Foundation, and the American Heart Association. The external funding in 2005 was \$4,752,616.

It is great to have excellent faculty, staff, students, and friends supporting the mission and goals of the department. We welcome your comments or suggestions to further improve our programs to better serve our clientele.

Lalit R. Verma, Ph.D., P.E.  
Professor and Department Head

## Biological and Agricultural Engineering Teaching, Research, and Outreach

Richa Srivastava, a master's level graduate student working with Dr. Indrajeet Chaubey, received the Ivanhoe Foundation Fellowship. The award is in the amount of \$5,000.

Graduate student Inoka Wijesekera won 1st place at the 2005 Gamma Sigma Delta Student Oral/Poster Presentation Competition in the Master's category.

Dr. Lalit Verma was awarded the President's Citation on July 20, 2005, from the American Society of Agricultural Engineers (ASAE) for his work on the ASAE "Name Change Task Force." The task force formed in August 2004 worked on coordinating the efforts with its members on the proposed name change of ASAE to the American Society of Agricultural and Biological Engineers (ASABE). The name change was approved at the July 2005 meeting in Tampa, Fla.

Dr. Scott Osborn was elected by ASABE members to serve as the Biological Engineering representative to the Nominating Committee.

Department Head Dr. Lalit Verma was named to the board of directors of the national Accreditation Board for Engineering and Technology for university programs in applied science, computing, engineering and technology. The board is a federation of 30 professional and technical societies. It currently accredits some 2,600 programs at more than 550 colleges and universities.

Dr. Dennis Gardisser was awarded the state and regional, Aviation Safety Counselor of the Year award, from the FAA at its annual Safety Counselor training workshop. This is a competitive award selected from applicants throughout Arkansas at the state level, and throughout Texas and surrounding states for the FAA regional level. Dr. Gardisser received a letter of congratulations from John Knight, Director of the Arkansas Department of Aeronautics and Governor Mike Huckabee.

Dr. Carl Griffis was elected into the Teaching Academy of the University of Arkansas. Only four faculty members were elected this year, and he was nominated and elected by his peers.

The following students were inducted in the Alpha Epsilon Honor Society of Agricultural, Food, and Biological En-

gineering: Ashish Mishra, Eylem Mutlu, Inoka Wijesekera, Jayarani Kandaswamy, Mansour Leh, Nalini Kotagiri, Prahlad Jat, Senthil Subramaniam, Subodh Kulkarni, Vibhava, Vijay Garg, Xiaole Mao and Zihui Liu.

Phil Tacker was awarded the M-159 Award for the Advancement of Surface Irrigation.

Dr. Lalit Verma was invited to make a keynote presentation entitled, "Food and Bioprocess Engineering: A Key Element of Biological Engineering," at the International Conference, "Emerging Technologies in Agricultural and Food Engineering," during December 14-17, 2004, at the Indian Institute of Technology, Kharagpur, India. Dr. Verma was invited to present and discuss Biological Engineering programs at the Amity School of Biotechnology Engineering in New Delhi, India, on January 3-4, 2005.

Andy Riester was awarded an undergraduate research grant under the direction of Dr. Julie Carrier. The project title: "Evaluating the effect of red grape marc extracts for reduction of Low-Density Lipid (LDL) Oxidation."

Undergraduate student Adam Jokerst was awarded a SURF Grant to research, "Fish Attraction and Oxygen Sanctuary Creation Utilizing Newly Developed Oxygenation Techniques." Mr. Jokerst will study under the direction of Dr. Scott Osborn.

Another undergraduate student, Jennifer Raible, was also awarded a SURF Grant and will be studying under the direction of Dr. Julie Carrier. Ms. Raible will research, "The Effects of Milk Thistle Extract on Reduction of Low Density Lipid (LDL) Oxidation."

Dr. Marty Matlock received a Design Award from the Arkansas Chapter of the American Institute of Architects for the Design of "Riparian Meadow, Mounds of Rooms Urban Greenway in Warren, Arkansas."

Napura Bhise was awarded an Honors Undergraduate Research Grant for the project "Designing a Micron Scale In-Vitro Experimental system for Studying and Measuring the Products of bovine Red Blood Cell's Reaction with Nitric Oxide. She will be studying under the direction of Dr. Mahendra Kavdia.



# SIGNIFICANT ACCOMPLISHMENTS IN 2005

---

## *The Department also was involved with:*

- Creating the computer model of palatal growth to establish a multidisciplinary, multi-institutional research team for image acquisition and processing, numerical modeling, and clinical testing.

- Monitoring and modeling acquired bacterial resistance to medical antibiotics in water ecosystems to create tools to determine the exposure of bacteria to antibiotics in natural water ecosystems.

- Investigating the interface between biological and abiological materials at nanoscale.

- Designing the DNA oligonucleotide building blocks for DNA-based computers and nanotechnology.

- Working on acquisition of a high accuracy and high resolution landscape and structure characterization system.

- Application of precision agriculture technology to define and manage site-specific production constraints in southern soybean production system.

- Working to improve cotton irrigation recommendations in the Mid-South.

- Developing online NIR sensor for quantifying beef quality.

- Identifying pesticide pollution in La' Anguille watershed in the Arkansas Delta caused by heavy agricultural pesticide usage, and creating a model of the risk of pollution to surface water bodies using GIS and water quality modeling tools.

- Testing and validating optical sensing technology for mid-season plant nitrogen estimation and management in rice.

- Developing a watershed nutrient management decision support system (DSS) to improve land use and water resource management decision-making.

- Development of a decision support system and data needs for the Beaver Lake Watershed.

- Development of a statewide nonpoint source pollution plan for Arkansas.

- Developing and testing a field-scale methodology to measure the location of different runoff-contributing areas from pastureland.

- Creating a GIS database with development and watershed modeling in the Arkansas priority watersheds.

- Working on growth chambers for bio-regenerative life support in order to develop and improve hardware and software for the control of experiments.

- Working on engineering design and evaluation of animal waste management systems in Arkansas.

- Making decisions on environmental issues utilizing the National Wadeable Stream Assessment.

- Working to optimize BMPs, water quality, and sustained agriculture in the Lincoln Lake Watershed.

- Working toward sustainable agriculture and water re-

sources in Arkansas by using a bioenvironmental engineering solution.

- Developing SWAT modeling in the Illinois River Watershed.

- Using attainability and water quality assessment of Coffee Creek, Mossy Lake, the Ouachita River, and Southern Arkansas.

- Developing an electrochemical method to destroy *Listeria* in chilling brine for cooked poultry and meat products.

- Modeling pathogen lethality and heat- and mass- transfer of meat thermal processing.

- Designing capillary electrochemical/optical biosensors for rapid detection of pathogenic bacteria in poultry and meat products.

- Determining the physical, chemical, and genetic mechanism responsible for fissure resistance of rice.

- Developing environmentally relevant biotechnology to degrade recalcitrant pollutants.

- Developing impedance immunosensors for rapid detection of live *Escherichia coli* O157:H7, *Salmonella Typhimurium*, and *Listeria Monocytogene* in food products.

- Working towards developing microfluids based chemiluminescent fiber optical biosensor coupled with immuno microbeads separation for detection of *Escherichia coli* O157:H7 and *Salmonella Typhimurium* in food samples.

- Studying milk thistle, watermelon, grape waste, and *Albizia julibrissin* extraction by characterizing the extraction step and by replacing, if possible organic solvents with water.

- Working towards delivering science-based knowledge and educational programs to industry to enable their employees to make practical decision in achieving performance standards.

- Emphasizing agricultural chemical applications.

- Controlling ambient aeration as a pest management strategy stored in rice.

- Educating the public on Farm Safety.

- Providing harvest equipment recommendations that improve profit and meet Arkansas growers' needs.

- Improving efficiency of on farm grain handling and storage.

- Protecting the air, water, and soil from contamination in areas where relatively large quantities of chemical mixes are prepared and loaded for field distribution.

- Investigating practical potential for practical incorporation of precision agriculture practices.

- Conducting farm demonstrations of multiple inlet rice irrigation system (MIRI) and document its advantages and disadvantages on production size fields.

- Assisting ginners and others to develop higher-value uses for gin-waste.

### Departmental Faculty

**Sreekala Bajwa**, *Assistant Professor*

B.S., Ag.E., 1991, Kerala Agriculture University, Tavanur, India; M.S., Ag.E., 1993, Indian Institute of Technology, Kharagpur, India; Ph.D., 2000, University of Illinois at Urbana-Champaign. Precision agricultural machinery and equipment, sensors and controls, remote sensing for crop monitoring and soil characterization, GIS, GPS, and decision support systems.

**Danielle Julie Carrier**, *Associate Professor*

B.S., 1984, M.S., 1986, Ph.D., 1992, McGill University, Canada. Effect of agricultural production systems on phytonutrient or “health beneficial compounds” with emphasis on drying and extraction of vegetable and medicinal plant crops.

**Indrajeet Chaubey**, *Associate Professor*

B.Tech., 1991, Agricultural Engineering, University of Allahabad, India; M.S., B.A.E., 1994, University of Arkansas; Ph.D., 1997, Oklahoma State University. Nonpoint source pollution control and modeling, development and assessment of best management practices to minimize nonpoint source pollution, effect of land use on sediment, nutrient and metal transport, interaction of terrestrial and aquatic processes affecting water quality, and linking these processes to develop integrated watershed management technology, and application of geographic information systems in natural resource management.

**Thomas A. Costello**, *Associate Professor*

B.S., Ag.E., 1980, M.S., Ag.E., 1982, University of Missouri; Ph.D., 1986, Louisiana State University. Plot and field scale studies to quantify impacts of land application of animal manure on surface water quality; broiler litter management and its effects on air quality (for birds and workers), building energy consumption, bird performance and the final value of the litter as a fertilizer, energy conservation and environmental control in poultry houses. Projects include development of heat exchangers, fogging systems, and systems for reduction of ammonia concentrations.

**Dennis Gardisser**, *Professor, Associate Head Extension*

B.S., 1979, M.S., 1981, Ph.D., 1992, University of Arkansas. Extension education programs related to engineering aspects of agricultural chemical applications (pesticides, plant nutrients, and other biological products), processing (including on farm storage, drying, and handling of grain), fencing and other aspects of animal confinement or movement control, educational leadership and coordination of precision ag-

riculture, GPS, and GIS. Liaison: agricultural aviators, commercial chemical applicators, chemical application equipment dealers, grain drying and processing entities, fencing, precision agriculture, crop commodity groups, and regulatory agencies.

**Carl Griffis**, *Professor*

B.S., Ch.E., 1963, M.S., Ch.E., 1965, Ph.D., 1968, University of Arkansas. Applications of computers and microcircuitry for monitoring and control of biological processes in food processing, quality, and safety.

**Brian E. Haggard**, *Associate Professor*

B.S., 1994, University of Missouri–Rolla; M.S., 1997, University of Arkansas; Ph.D., 2000, Oklahoma State University. Ecological engineering including the evaluation of nitrogen, phosphorus, carbon and antibiotics transport and transformation through aquatic systems, the sorption and release of dissolved phosphorus to or from soils and sediments, the determination of factors limiting the growth of periphyton and phytoplankton in streams and reservoirs, and the use of aquatic and terrestrial ecosystems to provide wastewater treatment and nutrient retention.

**Mahendra Kavdia**, *Assistant Professor*

B.Tech., 1992, M.Tech, 1995, Indian Institute of Technology; Ph.D., 2000, Oklahoma State University. Experimental and computational research of nitric oxide and reactive oxygen species specifically applied to the endothelium function and diabetes research, *in vitro* drug delivery, *in vitro* experimental system design, statistical analysis, mammalian cell culture techniques, microscopy, spectrophotometry, radio-immuno assays, enzyme-based assays, mathematical modeling of reaction and transport, and biological control.

**Jin-Woo Kim**, *Assistant Professor*

B.S., 1986, Seoul National University; B.S., 1991, University of Iowa; M.S., 1994, University of Wisconsin; Ph.D., 1998, Texas A&M University. Biotechnological/biochemical engineering, including process analysis and optimization, bioreactor design, biological remediation of environmental toxins; conversion of renewable biological wastes to high value products, and biocatalytic potential of microbes.

**Yanbin Li**, *Professor*

B.S., 1978, Shenyang Agricultural University, China; M.S., Ag.E., 1985, University of Nebraska; Ph.D., 1989, Pennsylvania State University. Developing biosensors and engineering methods for food safety and sanitation, specifically, description of bacteria in poultry meat and processing water, and rapid detection of bacteria in food products.



# DEPARTMENTAL RESOURCES

---

## Faculty

**Otto J. Loewer**, P.E., Professor, Director UAEDI, ASABE Fellow

B.S., 1968, M.S., 1970, Louisiana State University; M.S., 1980, Michigan State University; Ph.D., 1973, Purdue University. Computer simulation of biological systems; grain drying, handling and storage systems.

**Marty D. Matlock**, Associate Professor

B.S., 1984, M.S., 1989, Ph.D., 1996, Oklahoma State University. Nonpoint source nutrient loading effects on waterbodies and developing engineering design parameters for using constructed ecosystems as treatment systems.

**G. Scott Osborn**, Assistant Professor

B.S., 1984, M.S., Ag.E., 1987, University of Kentucky; Ph.D., 1994, North Carolina State University. Heat and mass transfer coupled with kinetics of biological reactions; design of equipment and processes to control biological systems; and modeling of biological processes. Application areas include: control of rice fissuring through genetic manipulation, ecological engineering, oxygenation of wastewater and natural water bodies, biomechanics, food engineering, and biomedical engineering.

**Phil Tacker**, Associate Professor

B.S., 1979, M.S., 1982, University of Arkansas. Development and management of soil and water resources for row crop and horticulture crop production in the state. Work with drainage, irrigation, water resource development and management and water quality (domestic and irrigation), irrigation system design, selection and operation using soil and water management variables for determining drainage and irrigation requirements, determining proper irrigation scheduling, monitoring irrigation pumping, and controlling pumping costs. Develop and maintain professional and cooperating relationship with agencies involved in soil and water resource development and management.

**Karl VanDevender**, Professor

B.S., 1985, M.S., 1987, Mississippi State University; Ph.D. 1992, University of Arkansas. Development and implementation of statewide Extension programs in livestock and poultry waste management, liquid and dry. Develop curricula and training materials for educational programs in collection, storage, and land application of waste to prevent contamination of surface and groundwater. Work with other UA personnel to develop and demonstrate manure storage, treatment, and utilization practices that address environmental, production, and economic considerations. Develop and maintain positive working relationships with other government agencies and industries.

**Lalit R. Verma**, P.E., Professor and Department Head, ASABE Fellow

B.Tech, 1972, Agricultural University, India; M.S., 1973, Montana State University; Ph.D., 1976, University of Nebraska. Administration.

**Kaiming Ye**, Assistant Professor

B.S., 1985, M.S., 1988, Ph.D., 1991, East China University of Science and Technology. Stem cell engineering, high throughput screening platform for screening for breast cancer-specific genes using siRNA library, biosensing and bioimaging.

## Adjunct Faculty:

**Simon Ang** (Ph.D., 1985, Southern Methodist University) Professor, Electrical Engineering, University of Arkansas.

**Robert R. Beitle** (P.E., Ph.D., 1993, University of Pittsburgh) Associate Professor, Chemical Engineering, University of Arkansas.

**Edgar C. Clausen** (P.E., Ph.D. 1978, University of Missouri-Rolla) Professor, Chemical Engineering, University of Arkansas.

**Russell J. Deaton** (Ph.D., 1992, Duke University) Professor, Computer Science and Computer Engineering, University of Arkansas.

**Terry Howell** (Ph.D., 1999, University of Wisconsin-Madison) Assistant Professor, McKee Foods, Inc.

**Neil Ingels** (Ph.D., 1967, Stanford University) Professor, Stanford University Medical Center.

**Gal Shafirstein**, (Ph.D., Technion, Israel Institute of Technology.) Assistant Professor, University of Arkansas for Medical Sciences.

**Vijay Varadan**, (Ph.D., Northwestern University) Distinguished Professor, HiDEC Director, Graduate Research Chair in Microelectronics and High Density Electronics, Electrical Engineering, University of Arkansas.

**Earl Vories**, (Ph.D., 1987, University of Tennessee) Professor, USDA-ARS Cropping Systems & Water Quality Research.

**Jim Wimberly** (M.S., 1982, Louisiana State University) Assistant Professor, Organic Resources Management.

**Zhongping Yang** (Ph.D., 1996, Free University of Brussels, Belgium, and Linköping University, Sweden) Associate Professor, Medtronic, Inc.

# DEPARTMENTAL RESOURCES

---

## *Faculty and Staff*

### **Faculty and Staff Honors and Awards**

The following members of our department were recognized during the last year for their contributions to the University or their profession:

Dr. Scott Osborn was elected by ASABE members to serve as the Biological Engineering representative to the Nominating Committee.

Dr. Lalit Verma was awarded the "President's Citation" on July 20, 2005 from the American Society of Agricultural Engineers (ASAE) for his work on the ASAE "Name Change Task Force." The task force formed in August 2004 worked on coordinating the efforts with its members on the proposed name change of ASAE to the American Society of Agricultural and Biological Engineers (ASABE). The name change was approved at the July 2005 meeting in Tampa, FL.

Department head Lalit Verma has been named to the board of directors of the national Accreditation Board for Engineering and Technology for university programs in applied science, computing, engineering and technology. The board is a federation of 30 professional and technical societies. It currently accredits some 2,600 programs at more than 550 colleges and universities.

Dr. Dennis Gardisser was awarded the state and regional award, "Aviation Safety Counselor of the Year," from the FAA this past Saturday at the annual Safety Counselor training workshop in Mountain View. This is a competitive award selected from applicants throughout Arkansas at the state level, and throughout Texas and surrounding states for the FAA regional level. Dr. Gardisser received a letter of congratulations from John Knight, Director of the Arkansas Department of Aeronautics, and Governor Mike Huckabee.

Dr. Carl Griffis was elected into the Teaching Academy of the University of Arkansas. Only four faculty members were elected this year, and he was nominated and elected by his peers.

Dr. Marty Matlock received a Design Award from the Arkansas Chapter of the American Institute of Architects for the Design of "Riparian Meadow, Mounds of Rooms Urban Greenway in Warren, Arkansas."

Associate Professor Phil Tacker was awarded the M-159 Award for the Advancement of Surface Irrigation.

### **Professional and Academic Staff**

*Julian Abram, Lab Coordinator*

*Ray Avery, Program Technician I*

*Brandon Beard, Research Specialist I*

*Eric Cummings, Research Specialist I*

*Jessica Brown, Extension Administrative Office Supervisor*

*Paul DeLaune, Post Doctoral Associate*

*Margaret Gitau, Program Associate*

*Virginia Glass, Accountant*

*Betty Martin, Program Tech I*

*John Murdoch, Program Tech II*

*Linda Pate, Departmental Administrative Manager*

*Brian Schaffer, Research Specialist I*

*Lee Schrader, Research Assistant I*

*Sara Seabolt, Administrative Secretary*

*Gurpal Singh-Toor, Program Associate*

*Wayne Smith, Extension Associate*

*Xiaoli Su, Post Doctoral Research Associate*

*Katie Vaughn, Program Tech I*

*Stephanie Williamson, Research Specialist*

# DEPARTMENTAL RESOURCES

---

## Advisory Board

### 2005-2006 Members

Stan Andrews, Renfroe Engineering  
Thomas Badger, UAMS  
Virendra Bhumbra, Tyson Foods Inc.  
David Beasley, North Carolina State University  
Billy Bryan, Professor Emeritus, UA  
Dennis Carman, Retired USDA/NRCS  
Lawerence Cornett, UAMS  
Steven Danforth, Agri Process Innovations  
Fred Fowlkes, Retired Entergy, Inc.  
Michael Freer, Tyson Foods  
John Langston, Retired Arkansas CES  
Jeff Madden, Riceland Foods  
Ralph Mashburn  
Stanley Mathis, USDA  
Kyle McCann, Washington Regional Hospital  
J.L. Mehta, UAMS  
Stanley Reed, Stanley E. Reed Farms  
Wesley Ritter, Halliburton  
Michael D. Shook, Agri Process Innovations  
Gene Sullivan  
Randy Young, ASWCC

## Academic Advisory Committee

### 2005-2006 Members

Stan Andrews, Renfroe Engineering  
Michael Freer, Tyson Foods  
Fred Fowlkes, Retired Entergy, Inc.  
Floyd Gunsaulis, Charles Machine Works  
Jeff Madden, Riceland Foods  
Stanley Mathis, USDA/NRCS  
Richard Penn, City of Bryant  
Chris Pixley, UA Graduate Student  
Jennifer Raible, UA Student  
Bruce Westerman, Mid-South Engineering

## BAEG Academy Members

David Anderson, B.S. (70)  
Stanley B. Andrews, B.S. (90), M.S. (93)  
John L. Bocksnick, B.S. (76), M.S. (78)  
David Beasley, B.S. (71), M.S. (73), Ph.D. (77)  
Billy B. Bryan, B.S. (50)  
Wesley F. Buchele, M.S. (51)  
Dennis K. Carman, B.S. (73)  
William L. Cooksey, B.S. (79)  
David "Gail" Cowart, B.S. (60)  
Steven D. Danforth, B.S. (80)  
Joe D. Faddis, B.S. (67)  
Michael W. Freer, B.S. (85), M.S. (88)  
Alan D. Fortenberry, B.S. (72), M.S. (77)  
Fred G. Fowlkes, B.S. (68), M.S. (77)  
Dennis R. Gardisser, B.S. (79), M.S. (81), Ph.D. (92)  
Carl L. Griffis, B.S. (63), M.S. (65), Ph.D. (68)  
Floyd R. Gunsaulis, B.S. (88), M.S. (90)  
Darrell Holmes, B.S. (81)  
John P. Hoskyn, B.S. (60), M.S. (64)  
Michael D. Jones, B.S. (67), M.S. (68)  
Dayna King, B.S. (85), M.S. (88)

John L. Langston, B.S. (71), M.S. (73)  
Otto J. Loewer, B.S. (68), M.S. (70), Ph.D. (73)  
Jeffery D. Madden, B.S. (88)  
Ralph A. Mashburn, B.S. (58)  
Stanley A. Mathis, B.S. (84)  
Robert W. Newell, B.S. (54)  
Stanley E. Reed, B.S. (73)  
Bill R. Ridgway, B.S. (88)  
David Wesley Ritter, B.S. (79), M.S. (81)  
Richard M. Rorex, B.S. (78), M.S. (81)  
Michael D. Shook, B.S. (82)  
Terry Siebenmorgen, B.S. (79), M.S. (81), Ph.D. (84)  
Jamal Solaimanian, B.S. (83), M.S. (85), Ph.D. (89)  
Eugene H. Snawder, B.S. (69)  
Freddie C. Stringer, B.S. (70)  
Albert E. "Gene" Sullivan, B.S. (59)  
Paul N. Walker, B.S. (70), M.S. (71), Ph.D. (74)  
Bruce E. Westerman, B.S. (90)  
Robert W. White, B.S. (72), M.S. (76)  
J. Randy Young, B.S. (71), M.S. (75)

### Honorary Members

Albert H. Miller, B.S. (55), M.S. (57) *Posthumously*  
Harold S. Stanton, B.S. (50), M.S. (53)  
H. Franklin Waters, B.S. (55) *Posthumously*

# DEPARTMENTAL RESOURCES

## Facilities



*Old Main is located on the University of Arkansas Campus.*

### *University of Arkansas*

- ◆ The University of Arkansas is ranked as one of America's 100 Best College Buys and, by *The Princeton Review*, as one of The Best 331 Colleges.
- ◆ The campus stretches over 420 acres of land upon a former hilltop farm, overlooking the Ozark Mountains to the south and showcasing 167 buildings—old and new. Visitors are always impressed by the beauty of our campus.

### *The City of Fayetteville*

- ◆ Northwest Arkansas has seen a 60% growth in employment.
- ◆ Fayetteville has 3,600 acres of parks and fun for the entire family.
- ◆ Northwest Arkansas is home to some of the largest employers in the nation, such as Wal-Mart, Tyson and J.B. Hunt.
- ◆ Fayetteville enjoys four distinct seasons, with no extremes of hot or cold weather. The average temperature is 37 degrees Fahrenheit in January and 78 degrees Fahrenheit in August. The average relative humidity is 55% and the average annual precipitation is 44 inches of rain and six inches of snow.
- ◆ Fayetteville was ranked one of the “Top 15 places to Re-invent Yourself.”



*Senior Walk stretches over five miles on campus where the name of every graduate is engraved in the concrete sidewalk.*



*Downtown Farmers Market*

### *Department Facilities*

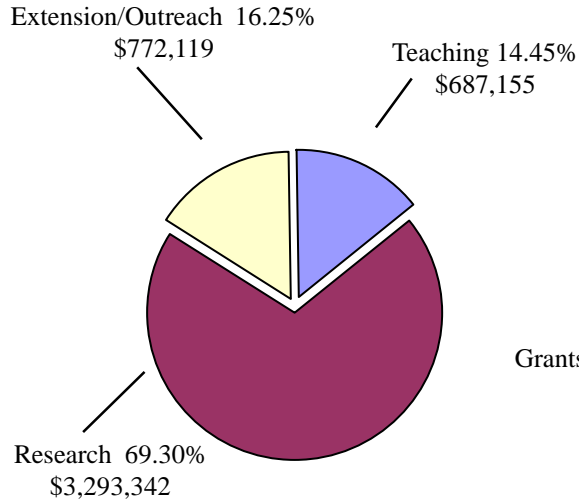
- ◆ Department facilities are located in Engineering Hall, adjacent to the Bell Engineering building. We also have research and lab facilities located north of campus at the Agriculture Research and Extension Center and the Engineering Research Center.
- ◆ The department has laboratory facilities for thermal processing, food safety, machine vision, biosensors and bio-instrumentation, precision agriculture, biomedical engineering, water resources, biotechnology, biomechanical, bioreactor, and GIS.

# DEPARTMENTAL RESOURCES

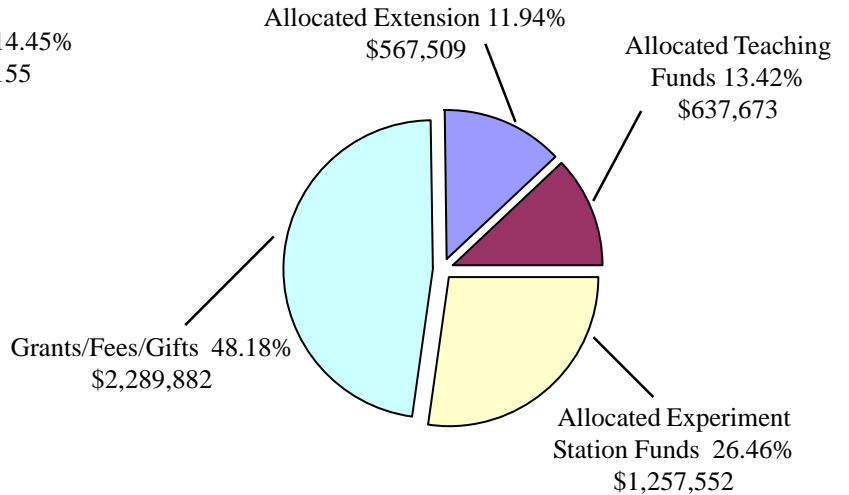
*Financial*

## Total Expenditures, July 1, 2004 to June 30, 2005 - \$4,752,616

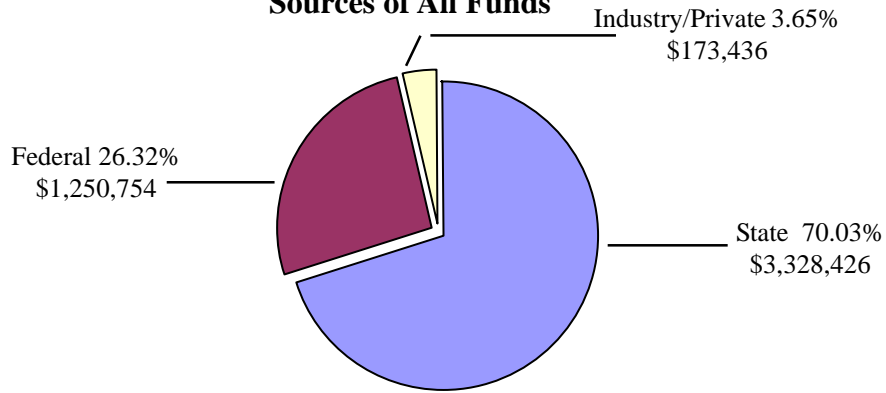
**Expenditures by Program Area**



**Sources: Allocated vs. Grants/Fees/Gifts**

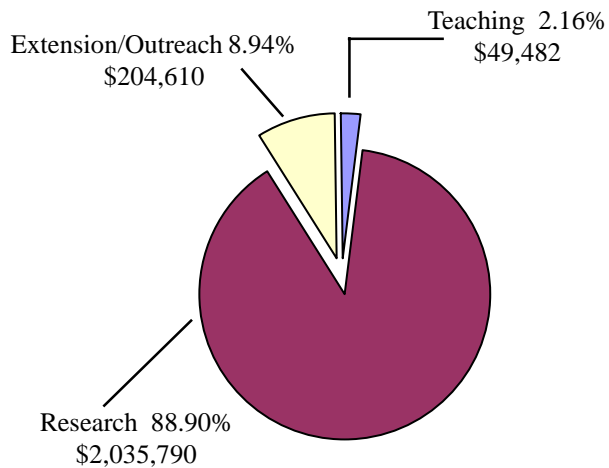


**Sources of All Funds**

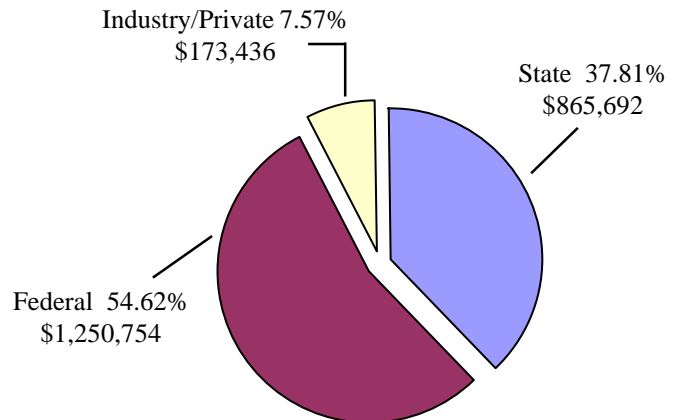


## Grants/Fees/Gifts - \$2,289,882

**Expenditures by Program Area**



**Sources: Allocated vs. Grants/Fees/Gifts**





# TEACHING PROGRAM

---

## *Undergraduate Program*

### Foreword

Biological Engineers improve people's lives today and help assure a sustainable quality of life for tomorrow. They create solutions to problems by coupling living systems (human, plants, animals, environmental, food, and microbial) with the tools of engineering and biotechnology. Biological engineers: improve human health through biomedical engineering; ensure a safe, nutritious food supply and create critical, new medicines through food and bioprocess engineering; secure a healthy and safe environment through ecological engineering; and create tools to manage agriculture, the environment, and the products of biotechnology through bioresource engineering.

Biological Engineering is an ABET accredited program leading to the B.S. degree; M.S. and Ph.D. degrees are also offered. The curriculum is under the joint supervision of the dean of the College of Engineering and the dean of the Dale Bumpers College of Agricultural, Food and Life Sciences. The Bachelor of Science in Biological Engineering degree is conferred by the College of Engineering and is granted after the successful completion of 128 hours of approved course work.

The educational objectives of the Biological Engineering program are to produce graduates who:

1. Effectively apply engineering to biological systems and phenomena (plants, animals, humans, microbes, and the environment) with demonstrated proficiency in basic engineering skills, technical knowledge, and professional and personal skills.
2. Are well prepared for diverse careers in biological engineering, life-long learning, and professional and ethical contributions to society through sustained accomplishments in biomedical engineering, ecological engineering and biotechnology.

### Areas of Concentration

The three areas of concentration in biological engineering are as follows:

**Biomedical Engineering** – nanomedicine, tissue engineering, organ regeneration and its clinical application, bio-instrumentation, biosensing/medical Imaging, medical electronics, physiological modeling, biomechanics, and rehabilitation engineering. This area is excellent preparation for medical, veterinary, or dental school as well as for graduate programs in biomedical engineering.

**Biotechnology Engineering** – biotechnology at the micro and nano scale, food processing, food safety and security, developing new products from biomaterials, and biotransformation to synthesize industrial and pharmaceutical products.

**Ecological Engineering** – integrates ecological principles into the design of sustainable systems to treat, remediate, and prevent pollution to the environment. Applications include mathematical modeling of watershed process, stream restoration, watershed management, water and waste water treatment design, ecological services management, urban greenway design and enclosed ecosystem design.

Each student is required to complete 15 semester hours of approved electives in his or her area of concentration. Six hours must be from the biological engineering design elective courses (listed on pages 24-28) from a single area of concentration. The remaining nine hours are classified as technical electives and consist mainly of upper-division courses in engineering, mathematics, and the sciences as approved by the student's adviser. The selected technical electives must include at least 3 hours of upper level engineering courses (either within BENG or from other engineering departments). The department maintains a list of approved electives.

The areas of technical concentration and the recommended elective courses for each are listed beginning on page 19.

For more information visit our web site at:  
<http://www.baeg.uark.edu>

or contact:

Biological and Agricultural Engineering  
Phone: 479-575-2351  
Email: [baeg@enr.uark.edu](mailto:baeg@enr.uark.edu)

## **Bachelor of Biological Engineering Graduates of 2005**

Matthew Doyle  
Anna Erickson  
Thomas Garrison  
Kyle Kruger  
Margaret McAlister  
Derek Schluterman  
Gabe Vigh

## **Biological and Agricultural Engineering Scholarships**

**J.A. Riggs Tractor Scholarship:** Joshua Cox  
and Tanya Pereira.

**Staplcotn Scholarship:** Colt McClain.

**Xzin McNeal:** Leslie Bartch, Nupura Bhise,  
Andrew Ellenburg, James Graham, Benjamin  
Holden, Allison Kroeter, Colt McClain, Eric  
Melton, Katie Merriman, and Toni Peacock.


**Departmental Scholarship:** Audrey Bearden,  
Colt McClain, Joshua Cox, and Thanh Le.

**Academy Scholarship:** Audrey Bearden,  
Nupura Bhise, Nathan Helms, Jacob Irwin, Aung  
Khaing, Russell Tate, Jessica Temple, and  
Thomas Williams.

## **Biological Engineering Student Club**

### **Officers for 2005-2006**


**President:** Leslie Bartsch  
**Vice President:** Waleed Naseem  
**Treasurer:** Nupura Bhise  
**Secretary:** James McCarty



## **Alpha Epsilon**

### **Officers for 2005-2006**

**President:** Sunny Wallace  
**Vice President:** Vibhava  
**Treasurer:** Nalini Kotagiri  
**Secretary:** Inoka Wijesekera  
**Faculty Advisor:** Dr. Sreekala Bajwa



# TEACHING PROGRAM

## Undergraduate Program

### Biological Engineering Curriculum - 128 Credits

Fall Semester

Spring Semester

#### Freshman

BENG 1012 - Biological Engineering Design Fundamentals	2	BENG 1022 - Biological Engineering Design Studio I	2
ENGL 1013 - Composition I	3	ENGL 1023 - Technical Composition II	3
CHEM 1103 - University Chemistry I	3	CHEM 1123 - University Chemistry II	3
MATH 2554 - Calculus I	4	CHEM 1121L - University Chemistry II Lab	1
Humanities/Social Studies Elective	3	MATH 2564 - Calculus II	4
		BIOL 1543 - Principles of Biology	3
		BIOL 1541L - Principles of Biology Lab	1
Total Semester Hours	15	Total Semester Hours	17

#### Sophomore

BENG 2612 - Biological Engineering Design Studio II	2	BENG 2622 - Biological Engineering Design Studio III	2
PHYS 2054 - University Physics I	4	PHYS 2074 - University Physics II	4
MATH 2574 - Calculus III	4	MEEG 2003 - Statics	3
MBIO 2013 - General Microbiology*	3	MEEG 2403 - Thermodynamics, or	3
MBIO 2011L - General Microbiology Lab	1	CHEG 2313 - Thermodynamics of Single Component Sys.	
Humanities/Social Studies Elective	3	CHEM 2613 - Organic Physiological Chemistry*	3
		CHEM 2611L - Organic Physiological Chemistry Lab	1
Total Semester Hours	17	Total Semester Hours	16

#### Junior

BENG 3712- Engr Properties of Biol Materials	2	BENG 3723 - Unit Operations in Biological Engr	3
ELEG 2103- Electronic Circuits	3	BENG 3803 - Mechanical Design in Biological Engr	3
ELEG 2101L- Electronic Circuits Lab	1	BENG 4103 - Instrumentation in Biological Engr	3
MEEG 3013- Mechanics of Materials	3	MEEG 2013 - Dynamics	3
CVEG 3213 - Hydraulics, or	3	MATH 3404 - Differential Equations	4
MEEG 3503 - Mechanics of Fluids, or	3		
CHEG 2133 - Fluid Mechanics			
CHEM 3813 - Intro. to Biochemistry			
Total Semester Hours	15	Total Semester Hours	16

#### Senior

BENG 4813 - Senior Biological Engr Design I	3	BENG 4822- Senior Biological Engr Design II	2
BENG 3733 - Transport Phenomena in Biological Sys.	3	BENG Design Elective	3
BENG Design Elective	3	Humanities/Social Science Elective	6
Humanities/Social Studies Elective	6	Technical Elective	6
Total Semester Hours	15	Total Semester Hours	17

The above section contains the list of courses required for the Bachelor of Science in Biological Engineering degree and a suggested sequence. Some courses are not offered every semester so students who deviate from the suggested sequence must pay careful attention to course scheduling and course prerequisites.

Students in the Pre-Medical focus area must see faculty advisor for alternate scheduling and elective course requirements.



### Areas of Concentration

The three areas of concentration in biological engineering are as follows:

- **Biomedical Engineering**
- **Biotechnology Engineering**
- **Ecological Engineering**

The areas of technical concentration and the recommended elective courses for each follow.

### **Biomedical Engineering**

#### **Design Electives:**

BENG 3213 Biomedical Engineering: Emerging Methods and Applications\*  
BENG 4203 Biomedical Engineering Principles\*

#### **Technical Electives:**

BIOL 2533/2531L Cell Biology  
CHEM 3613 Organic Chemistry II  
CHEM 3611L Organic Chemistry II Lab  
BIOL 2404 Comparative Vertebrate Morphology, or  
BIOL 2443/2441L Human Anatomy\*  
BIOL 4234 Comparative Physiology, or  
BIOL 2213/2211L Human Physiology  
BENG 4113 Risk Analysis for Biological Systems  
BENG 4123 Biosensors and Bioinstrumentation  
BENG 4623 Biological Reactor Systems Design  
BENG 451VH, Honors Thesis  
BIOL 4233 Microbial Genetics  
KINS 3353 Mechanics of Human Movement  
ELEG 2903 Digital Systems  
HESC 3204 Nutrition

### **Biotechnology Engineering**

#### **Design Electives:**

BENG 4703 Biotechnology Engineering  
BENG 4623 Biological Reactor Systems Design

#### **Technical Electives:**

BENG 4113 Risk Analysis for Biological Systems  
BENG 4123 Biosensors and Bioinstrumentation  
BENG 451VH Honors Thesis  
FDSC 4304 Food Chemistry  
FDSC 4124 Food Microbiology  
FDSC 3103 Principles of Food Proc.  
BIOL 4233 Microbial Genetics  
BIOL 4313 Physiology of Microorganisms  
CHEM 3453/3451L Elements of Physical Chemistry  
MEEG 4413 Heat Transfer  
CHEG 3153 Non-equilibrium Mass Transfer  
CHEG 4423 Auto. Process Control  
HESC 3204 Nutrition

### **Ecological Engineering**

#### **Design Electives:**

BENG 4903 Ecological Engineering Principles\*  
BENG 4923 Ecological Engineering Design

#### **Technical Electives:**

BENG 4113 Risk Analysis for Biological Systems  
BENG 4403 Enclosed Ecosystems Design  
BENG 4623 Biological Reactor Systems Design  
BENG 4803 Precision Agriculture  
BENG 4123 Digital Remote Sensing and GIS  
BENG 451VH, Honors Thesis  
BIOL 3863/3861L General Ecology  
CVEG 3243 Environmental Engineering  
CVEG 4243 Environmental Engineering Design  
CSES 2203 Soil Science  
CSES 4043 Environmental Impact and Fate of Pesticides  
GEOG 4543 Geographic Information Systems  
ENSC 4034 Analysis of Environmental Contaminants

\*Elective strongly recommended by the faculty in a particular area of concentration.

The list contains courses required for the Bachelor of Science in Biological Engineering degree and a suggested sequence. Some courses are not offered every semester, so students who deviate from the suggested sequence must pay careful attention to course scheduling and course prerequisites.

Pre-Medical students must take CHEM 3603/3601L, Organic Chemistry I, and CHEM 3613/3611L, Organic Chemistry II, instead of Chem 2613/2611L, Organic Physiological Chemistry. This requires special scheduling of courses beginning in the first sophomore semester.

# TEACHING PROGRAM

---

## Graduate Programs

### Foreword

The Department desires that each of its graduate students receive a broad educational experience. This experience includes social as well as intellectual development and will lead, we hope, to increased maturity. An additional part of the development process occurs through service to others. Certainly, course work is primary, but social activities, the exploration of the unknown and the exchange of ideas with fellow students and faculty are also part of the total educational experience. Students are encouraged to become involved in all departmental functions including teaching, research, extension, and social activities so that they may obtain the best possible education. The core of graduate education in Biological Engineering lies in obtaining technical expertise in an area of specialization. Specifically, the objectives of the Biological Engineering graduate program are for its students to:

1. Develop the ability to comprehend and apply engineering principles in order to solve problems in research, development, and design.
2. Obtain sufficient understanding of the mathematical, physical and biological sciences for comprehension of literature in these and related fields.
3. Acquire the skills required to use appropriate equipment, including instruments and computers, in solving problems in their areas of interest.
4. Achieve the technical competence necessary to teach college level courses and conduct an adult education program (such as in Cooperative Extension).

In the attainment of the above objectives, the graduate student will combine courses in Biological Engineering, other engineering fields, physical sciences, mathematics, statistics and biological sciences in developing his or her program of study. The advanced degrees, except for the non-thesis option, are primarily research degrees awarded for significant creative research or design accomplishment, and not for the completion of a specified number of courses. Therefore, the program concentration is on a significant thesis or dissertation problem completed under the supervision of members of the graduate faculty. This is not to say that the course work is unimportant. Certainly, strong course support is essential if the thesis or dissertation problem is to be properly addressed.

### Admission Requirements

#### Master of Science in Biological Engineering or Biomedical Engineering

Students will be admitted to the Biological Engineering or Biomedical Engineering program upon admission by the Graduate School and acceptance by one of the Department Faculty with graduate school status of level II or higher. The student will only be admitted to the M.S. program provided engineering competence can be demonstrated by satisfying one of the following criteria:

a. Receipt of a B.S. degree in engineering from an ABET accredited program or equivalent.

b. Students not possessing engineering undergraduate degrees often pursue graduate degrees in Biological Engineering or Biomedical Engineering. Students without an ABET accredited engineering degree (or equivalent) can be admitted to the program but must earn credit for the following 18 hours of coursework in addition to Masters requirements (note: additional hours may be required for prerequisites):

1. A minimum of 15 credit hours of 2000 level or above of engineering courses (with course prefix BENG, CHEG, CVEG, CENG, ELEG, INEG, or MEEG) currently allowed for credit within the BENG undergraduate program.

2. Minimum of 3 credit hours of 3000 level or above of BENG engineering design course currently allowed for credit within the BENG undergraduate program.

3. Specific deficit courses are to be determined in consultation with the student's advisory committee. Additional deficiency courses may be required for students with insufficient coursework in a critical area (such as life sciences).

Note: Students without ABET accredited undergraduate degrees cannot typically obtain a PE license to practice engineering. The above deficit courses are not sufficient to meet this requirement.

#### Master of Science in Engineering

The requirements for admission to the Master of Science in Engineering program within the Department of Biological and Agricultural Engineering are the same as those for the Master of Science in Biological or Biomedical Engineering as described above.

### **Doctor of Philosophy**

Admission to the departmental aspect of the Ph.D. program depends strongly on the judgment of the individual professor. Unless the candidate has a Master of Science degree in Engineering with a thesis, however, the following admission criteria apply.

a. Students with a B.S. degree in engineering from an ABET accredited program may be considered for Ph.D. program based on their excellent academic records and/or outstanding research experience. The Departmental Graduate Committee will make a specific recommendation to the Department Head.

b. Students with both B.S. and M.S. degrees not in engineering will be required to demonstrate engineering competence equivalent by:

1. Either passing all deficiency courses ( listed above under Master of Science in Biological Engineering)

2. Or upon approval by the Departmental Graduate Committee, after passing a qualifying examination constructed and administered by the Committee.

Students with a Non-Engineering B.S. degree will not be considered for directly starting a Ph.D. program. Instead, they need to start a M.S. program first. Exceptions must be approved by the Departmental Graduate Committee and the Department Head.

All students should be aware that they cannot practice engineering without a professional engineer (PE) license and they may not be able to obtain a PE license without possessing an ABET accredited BS degree in Engineering or the equivalent.

# TEACHING PROGRAM

## Graduate Programs

### Current Graduate Students in Biological and Agricultural Engineering

<u>Student</u>	<u>Degree</u>	<u>Advisor</u>	<u>Student</u>	<u>Degree</u>	<u>Advisor</u>
Juhi Srivastava	BENGMS	Carl Griffis	Robert Morgan	BENGPH	Marty Matlock
William Dillahunty	BENGMS	Thomas Costello	Andrea Ludwig	ENEGMS	Marty Matlock
Johnny Mason	ENEGMS	Thomas Costello	Kyle Kruger	ENEGMS	Marty Matlock
Fei Liu	BENGMS	Yanbin Li	Monica Koller Iriarte	ENEGMS	Marty Matlock
Abani Pradhan	BENGPH	Yanbin Li	Eric Cummings	ENEGMS	Marty Matlock
Madhukar Varshney	BENGPH	Yanbin Li	Haritha Gadiraju	BENGMS	Sreekala Bajwa
Mansour Leh	BENGMS	Indrajeet Chaubey	Vibhava Vibhava	BENGMS	Sreekala Bajwa
Chetan Maringanti	BENGMS	Indrajeet Chaubey	Subodh Kulkarni	BENGPH	Sreekala Bajwa
Richa Srivastava	BENGMS	Indrajeet Chaubey	Prahlad Jat	BENGPH	G. Scott Osborn
Nitin Kumar Singh	BENGMS	Indrajeet Chaubey	Prabhakar Deonikar	BENGPH	Mahendra Kavdia
Vijay Garg	BENGPH	Indrajeet Chaubey	Miriam Defibaugh Chavez	BENGPH	Mahendra Kavdia
Eylem Mutlu	BENGPH	Indrajeet Chaubey	Sunil Potdar	BMENMS	Mahendra Kavdia
Brian Schaffer	ENEGMS	Indrajeet Chaubey	Krishna Madhuri	BMENMS	Mahendra Kavdia
Sunny Wallace	BENGPH	D. Julie Carrier	Saurabh Kala	BMENMS	Mahendra Kavdia
Thomas Garrison	BENGMS	Jin-Woo Kim	Venkatasubramaniam	BMENMS	Mahendra Kavdia
Ju Seok Lee	CEMBPH	Jin-Woo Kim	Venkatakrisnan		
Dilshika Wijsekera	CEMBPH	Jin-Woo Kim	Prabhakar Bharatan	MEPHMS	Mahendra Kavdia
Nalani Kanth Kotagiri	CEMBPH	Jin-Woo Kim	Jithesh Velichamthotu Veettil	BENGPH	Kaiming Ye
Jeon-Hwan Shawn Kim	MEPHPH	Jin-Woo Kim	Jeffrey D Prichard	CEMBMS	Kaiming Ye
Ruth Victoria Zeledon	BENGMS	Marty Matlock	Xinxin Wu	CEMBPH	Kaiming Ye
Joshua Giovannetti	BENGMS	Marty Matlock	Jared Garrett	BMENMS	Vijay Varadan
Page Shurgar	BENGMS	Marty Matlock			

### Degrees Earned

<u>Student</u>	<u>Degree</u>	<u>Advisor</u>	<u>Thesis/Dessertation Title</u>
Jayarani Kandaswamy	M.S.	Dr. Sreekala Bajwa	Empirical Modeling and Optimization of Spectrometric Data to Quantify Sensory Attributes of Red Meat
Ashish Ratn Mishra	M.S.	Dr. Sreekala Bajwa	Spectrometry for Canopy Nitrogen Monitoring, Yield Modeling and Mid-Season Nitrogen Management in Rice

### Students in Other Programs Advised by BAEG Faculty

<u>Student</u>	<u>Degree</u>	<u>Advisor</u>	<u>Graduate Program</u>
William Little	Ph.D.	Dr. Sreekala Bajwa	Electrical Engineering
Chuan Luau	M.S.	Dr. Julie Carrier	Chemical Engineering
Morella Barreto	Ph.D.	Dr. Julie Carrier	Food Science
Walter Cooke	Ph.D.	Dr. Julie Carrier	Chemical Engineering
Justin Lovelady	Ph.D.	Dr. Julie Carrier	Chemical Engineering
Brian Mattingly	Ph.D.	Dr. Julie Carrier	Chemical Engineering
Sarah Matthews	Ph.D.	Dr. Julie Carrier	Chemical Engineering
Taha Raba	Ph.D.	Dr. Julie Carrier	Food Science
Burmsik Kim	Ph.D.	Dr. Indrajeet Chaubey	Environmental Dynamics
Mareus Lopez	M.S.	Dr. Tom Costello	Mechanical Engineering
Xiali Liu	M.S.	Dr. Carl Griffis	Poultry Science
Irene Rhodes	M.S.	Dr. Carl Griffis	Poultry Science
Daniel Ruiz	M.S.	Dr. Mahendra Kavdia	Electrical Engineering
Mohamed Al-Fandi	Ph.D.	Dr. Jin-Woo Kim	MICRO-EP
Jason Condenon	Ph.D.	Dr. Jin-Woo Kim	MICRO-EP
Chris Harris	Ph.D.	Dr. Jin-Woo Kim	Computer Science & Computer Engineering
Hyung Mo-Moon	Ph.D.	Dr. Jin-Woo Kim	Civil Engineering
Ryan Pooran	Ph.D.	Dr. Jin-Woo Kim	MICRO-EP
Jianghong Qian	Ph.D.	Dr. Jin-Woo Kim	Computer Science & Computer Engineering
Raj Varakala	Ph.D.	Dr. Jin- Woo Kim	Chemical Engineering
Weixia Yu	Ph.D.	Dr. Jin-Woo Kim	Computer Science & Computer Engineering
Joyce Berger	Ph.D.	Dr. Yanbin Li	Crop, Soil & Environmental Sciences
Lisa Cooney	M.S.	Dr. Yanbin Li	Food Science
Irene Hanning	Ph.D.	Dr. Yanbin Li	Poultry Science
Dave Harbour	M.S.	Dr. Yanbin Li	Electrical Engineering
Yue Ma	Ph.D.	Dr. Yanbin Li	Poultry Science
Balaji Venkatesh	Ph.D.	Dr. Yanbin Li	Mechanical Engineering
Yun Xi	Ph.D.	Dr. Yanbin Li	Electrical Engineering
Sarah Lewis	Ph.D.	Dr. Marty Matlock	Environmental Dynamics
Dilek Austin	Ph.D.	Dr. Scott Osborn	Food Science



# TEACHING PROGRAM

---

## Courses

### Biological Engineering Courses

**BENG1012 Biological Engineering Design Fundamentals** (Fa) Introduction to the profession of Biological Engineering including a definition, and demonstration through field trips, guest speakers, examples of job opportunities and internships. Basic engineering methodologies, including analysis and design, as applied to biological systems. Introduction to problem solving, data analysis, report writing, presentations, and engineering record keeping. Group activities and team design efforts. Lecture 1 hour, laboratory 3 hours per week. Corequisite: Lab component.

**BENG1022 Biological Engineering Design Studio I** (Sp) Continued practice of biological engineering design in the Biological Engineering Design Studio. Design projects explore the unique problems associated with engineering applied to biological systems. Group activities to teach teamwork skills in the context of engineering practice, including reporting, project management, time management, communication and balancing individual and team accountability. Introduction and application to a computer aided graphics package. Lecture 1 hour, laboratory 3 hours per week. Prerequisite: BENG 1012. Corequisite: Lab component.

**BENG2103 Electronic Applications in Biological Systems** (Irregular) Basic circuit theory and introductory applications of DC circuits, AC circuits and electro-mechanical components in actuating, monitoring and controlling processes involving biological materials. Lecture 2 hours, laboratory 3 hours per week. Corequisite: Lab component.

**BENG2612 Biological Engineering Design Studio II** (Fa) Applications of biology, chemistry and physics to the design of life support for enclosed biological systems involving people, animals, plants and microbes. Design process will be based upon engineering analyses such as quantifying bio-energetics and growth, energy and mass balances, solar energy and psychrometrics. Student teams will be presented multiple design modules that include literature/experimental discovery, open-ended design and prototype testing. 4 hours of design studio per week. Pre- or Corequisite: PHYS 2054, BIOL 1543/1541L, and BENG 1012.

**BENG2622 Biological Engineering Design Studio III** (Sp) Continuation of BENG 2612. Design Studio experience includes additional life support system design modules. Design process will include discussion of social issues and ethics, use of engineering economics as a tool to evaluate design alternatives. Use of descriptive statistics

and regression to analyze experimental data. Improve written and oral communication skills through presentation of design project results. 4 hours of design studio per week. Pre- or Corequisite: BENG 1022.

**BENG3712 Engineering Properties of Biological Materials** (Fa) Measuring and predicting the physical, chemical, and thermal properties of biological materials necessary for the analysis and design of production and processing systems. Prerequisite: BENG 2622.

**BENG3723 Unit Operations in Biological Engineering** (Sp) Design of basic unit operations typical of biological engineering practice; unit operations include pump-pipe, fan-duct, moist air (psychrometric) processes (cool/heater/humidifier/dryer), air mixing, aeration, refrigeration and materials conveying; unit operations design will account for unique constraints imposed by biological systems. Lecture 2 hours and lab 3 hours per week. Corequisite: Lab component. Prerequisite: (MEEG 2403 or CHEG 2313) and (CVEG 3213 or CHEG 2133 or MEEG 3503).

**BENG3733 Transport Phenomena in Biological Systems** (Fa) Applications of the principles of kinetics and heat and mass transfer to the analysis and design of biological engineering processes. Biological engineering processes will encompass examples in the realms of bioprocess, bioenvironmental, bioresource, and biomedical engineering. Lecture 3 hours per week. Prerequisite: (CHEG 2313 or MEEG 2403) and (CHEG 2133 or MEEG 3503 or CVEG 3213) and CHEM 3813 and MATH 3404.

**BENG3803 Mechanical Design in Biological Engineering** (Sp, Fa) Introduction to the mechanical design process applied to biological engineering, with examples of mechanical components interfacing with biological systems. Engineering properties of materials, loading, combined stress analysis, theories of failure. Systems approach in design, including safety, reliability and cost. Lecture 2 hours, laboratory 3 hours per week. Corequisite: Lab component. Prerequisite: MEEG 3013.

**BENG4103H Honors Instrumentation in Biological Engineering** (Sp) Theory and advanced applications of analog circuits, digital circuits, and commercial instruments involving biological materials. Lecture 2 hours, laboratory 3 hours per week. Corequisite: Lab component. Prerequisite: BENG 2103 (or ELEG 2103 or ELEG 3903). (Same as BAEG 4103, BENG 4103)

**BENG4103 Instrumentation in Biological Engineering** (Sp) Theory and advanced applications of analog circuits, digital circuits, and commercial instruments involving bio-

logical materials. Lecture 2 hours, laboratory 3 hours per week. Corequisite: Lab component. Prerequisite: BENG 2103 or ELEG 2103. (Same as BAEG 4103, BENG 4103H)

**BENG4113 Risk Analysis for Biological Systems** (Odd years, Fa) Principles of risk assessment including exposure assessment and dose response, and risk management. Methods of risk analysis modeling and simulation with computer software. Applications of risk analysis in animal, food and environmental systems. Prerequisite: MATH 2564 and BIOL 2013.

**BENG4123 Biosensors & Bioinstrumentation** (Odd years, Sp) Principles of biologically based sensing elements and interfacing techniques. Design and analysis methods of biosensing and transducing components in bioinstrumentation. Applications of biosensors and bioinstrumentation in bioprocessing, bioenvironmental, biomechanical and biomedical engineering. Lecture 2 hours, laboratory 3 hours per week. Corequisite: Lab component. Prerequisite: BIOL 2013 and BENG 4103.

**BENG4203 Biomedical Engineering Principles** (Fa) Engineering principles applied to the design and analysis of systems affecting human health. This is an introductory course focusing on fundamentals of physiological systems and modeling and how this relates to analysis and equipment design. Topics include: brief overview of anatomy and physiology; biomedical sensors, instrumentation and signal processing; physiological modeling, biomechanics, and fluid mechanics. Lecture 3 hours per week. Prerequisite: MEEG 2013, (MEEG 2403 or CHEG 2313), ELEG 2103, (MEEG 3503 or CVEG 3213 or CHEG 2133), MEEG 3013, BIOL 1543 or equivalents

**BENG4213 Applications of Biomedical Engineering** (Sp) Continuation of BENG 4203. Biomedical engineering fundamentals applied to biomedical engineering problems. Topics include: biomaterials, tissue engineering, biotechnology, radiation imaging, ultrasound, NMR, MRI, biomedical optics and lasers, rehabilitation engineering, assistive technology, and clinical engineering. Lecture 3 hours per week. Prerequisite: BENG 4203

**BENG4403 Design of Enclosed Ecosystems** (Even years, Fa) Environmental and functional design of buildings, chambers, rooms and habitats to house/exhibit animals and plants. Advanced analytical techniques which incorporate physiological considerations. Psychometrics, solar and alternate energy principles. Design of ventilation, heating and cooling systems and controls. Design considerations include animal behavior, stress and welfare. Corequisite: Lab component. Prerequisite: BENG 2622.

**BENG450V Special Problems** (Sp, Fa) (1-4) Selected problems in biological engineering are pursued in detail. Prerequisite: senior standing.

**BENG451VH Honors Thesis** (Sp, Su, Fa) (1-6) Prerequisite: Honors candidacy.

**BENG452V Special Topics in Biological Engineering** (Irregular) (1-6) Special topics in biological engineering not covered in other courses. May be repeated.

**BENG4623 Biological Reactor Systems Design** (Even years, Fa) Extension of principles of microbial growth kinetics and transport phenomena to the design of biological reactor systems used in biological engineering. Reactor systems using specialty microbial biomass (activated sludge) for substrate utilization as well as biomass and product formation. Application areas such as bio-remediation, bioprocessing and organic (food/animal) waste treatment. Corequisite: Lab component. Prerequisite: BENG 3733.

**BENG4703 Food & Bioprocess Engineering** (Even years, Sp) Basic engineering principles involved in the design of systems for handling, conditioning, and storage of agricultural materials. Lecture 2 hours, laboratory 3 hours per week. Corequisite: Lab component. Prerequisite: BENG 3723 or CHEG 3143 or MEEG 4413.

**BENG4803 Precision Agriculture** (Odd years, Fa) Introduction to precision agriculture, benefits, spatial variability within a field, zone concept, site-specific management. Spatial data collection: sensors, GPS, yield monitoring, remote sensing. Knowledge discovery from data: data processing, neural networks, genetic algorithms, use of GIS. Decision support systems. Variable-rate technology: real-time and map-based systems, variable-rate machinery, smart controls. Evaluation: Yield mapping, economic analysis. Students are expected to have basic computer skills and statistics knowledge. Prerequisite: MATH 1213 and junior standing.

**BENG4813 Senior Biological Engineering Design I** (Fa) Design concepts for equipment and processes used in biological, food and agricultural industries. Initiation of comprehensive two-semester team-design projects; defining design objectives, developing functional/mechanical criteria, standards, reliability, safety, ethics and professionalism issues. Lecture 2 hours, laboratory 3 hours per week. Corequisite: Lab component. Prerequisite: consent of instructor.

# TEACHING PROGRAM

---

## Courses

**BENG4822 Senior Biological Engineering Design II (Sp)** Continuation of BENG 4813. Design concepts for equipment and processes used in biological and agricultural industries. Completion of 2-semester team design projects. Construction, testing, and evaluation of prototypes. Written and oral design reports. Discussion of manufacturing methods, safety, ergonomics, analysis/synthesis/design methods as appropriate for particular design projects. Laboratory/design 4 hours per week. Prerequisite: BENG 4813.

**BENG4903 Natural Resources Engineering (Odd years, Fa)** Engineering principles for the design of systems for utilization of surface water and ground water. Includes frequency analysis of rainfall, infiltration, runoff, evapotranspiration, hydraulic control structures, ground water pumping, drainage and irrigation. Lecture 2 hours, laboratory 3 hours per week. Corequisite: Lab component. Prerequisite: CVEG 3213 or MEEG 3503.

**BENG4913 Design of Animal Waste Management Systems (Even years, Sp)** Engineering principles for the design of systems for the biological treatment and utilization of organic by-products from animals and food processing. Design of best management practices to protect bio-environmental resources by minimizing nonpoint pollution (off-site movement of sediment, nutrients, ammonia gas and other constituents) and by minimizing nuisance odors associated with land applied organic residues. Emphasis on economic utilization of beneficial components of typical wastes using environmentally acceptable processes. Lecture 2 hours, laboratory 3 hours per week. Corequisite: Lab component. Prerequisite: BENG 2622.

**BENG4923 Non-Point Source Pollution Engineering (Odd years, Sp)** Engineering principles involved in assessment and management of nonpoint source (NPS) pollution. Effect of NPS pollution on ecosystem integrity. Use of GIS/mathematical models to quantify extent of pollution. Design/implementation of best management practices. Discussion of Total Maximum Daily Load (TMDL) principles and processes. Lecture 2 hours, laboratory 3 hours per week. Corequisite: Lab component. Prerequisite: CVEG 3213 or MEEG 3503.

**BENG500V Advanced Topics in Biological Engineering (Sp, Su, Fa) (1-6)** Special problems in fundamental and applied research. Prerequisite: graduate standing.

**BENG5103 Advanced Instrumentation in Biological Engineering (Even years, Sp)** Applications of advanced instrumentation in biological systems. Emphasis on updated sensing and transducing technologies, data acquisition and analytical instruments. Prerequisite: BENG 4103.

**BENG5113 Agricultural Remote Sensing and GIS (Even years, Fa)** Introduction to passive and active remote sensing, remote sensing systems, optical radiation models, sensor models, data models, spectral transforms, spatial transforms, correction and calibration, geo-rectification, classification, vegetative indices. Introduction to GIS, spatial interpolation, spatial modeling. Applications in agriculture, variable rate technology, hydrologic modeling, yield monitoring, crop modeling. Prerequisite: GEOL 4413.

**BENG5123 Imaging and Rapid Analysis of Biological and Agricultural Materials (Odd years, Fa)** Techniques of imaging and non-invasive analyses of biological and agricultural materials. Covering spectral sensing (x-ray, UV, VS, IR), optics, image processing, recognition, on-line monitoring and vision-based controls. Applications to automated food/fruit inspections, defect/contaminant detection, and characterization of food non-food materials in realtime on processing lines. Prerequisite: BENG 4103.

**BENG5203 Mathematical Modeling of Physiological Systems (Sp)** Application of mathematical techniques to physiological systems. The emphasis will be on cellular physiology and cardiovascular system. Cellular physiology topics include models of cellular metabolism, membrane dynamics, membrane potential, excitability, wave propagation and cellular function regulation. Cardiovascular system topics include models of blood cells, oxygen transport, cardiac output, cardiac regulation, and circulation. Background in biology and physiology highly recommended. Lecture 3 hours per week. Prerequisite: MATH 3404.

**BENG5213 Introduction to Bioinformatics (Odd years, Sp)** Application of algorithmic techniques to the analysis and solution of biological problems. Topics include an introduction to molecular biology and recombinant DNA technology, biological sequence comparison, and phylogenetics, as well as topics of current interest.

**BENG5223 Biomedical Engineering Research Internship (Sp, Su, Fa)** Minimum six-week program (possibly up to several months) in a medical research environment working on an original engineering research project. Possible specialty areas include Anaesthesiology, Cardiology, Informatics, Ophthalmology, Orthopedic Surgery, and Radiology. Prerequisite: graduate standing and approval of coordinator.

**BENG5233 Tissue and Cell Engineering (Fa)** This course introduces students to biological, engineering and clinical aspects of tissue and cell engineering. The introduction to stem cells and histology are reinforced with a concomitant lab that introduces cell culture techniques and illustrates functional and structural aspects of various biological tis-

sues. Topics include Cell Signalling, Transport and Kinetics, Scaffolds, Surface Interactions, Drug Delivery, and Clinical, Ethical and Regulatory Considerations. Two to three lecture hours per week plus three lab hours per week. Corequisite: lab component. Prerequisite: MATH 3404 and CHEM 3813.

**BENG5243 Biomaterials** (Sp) A graduate course on molecular structure-property relationships in biomaterials. Special focus is given to polymers, metals, ceramics, composites, and biodegradable materials. The design of artificial biomaterials for biosensors, drug delivery and medical implants is considered. Host response and biocompatibility factors are introduced. Previous course in materials desirable. Prerequisite: CHEM 1123 and PHYS 2074

**BENG5253 Bio-Mems** (IR) Topics include the fundamental principles of microfluidics, Navier-Stokes Equation, bio/abio interfacing technology, bio/abio hybrid integration of microfabrication technology, and various biomedical and biological problems that can be addressed with microfabrication technology and the engineering challenges associated with it. Lecture 3 hours per week. Prerequisite: MEEG 3503 or CVEG 3213 or CHEG 2133. (Same as MEEG 5253)

**BENG5613 Simulation Modeling of Biological Systems** (Even years, Fa) Application of computer modeling and simulation of discrete discrete-event and continuous-time systems to solve biological and agricultural engineering problems. Philosophy and ethics of representing complex processes in simplified form. Deterministic and stochastic modeling of complex systems, algorithm development, application limits, and simulation interpretation. Emphasis on calibration, validation and testing of biological systems models for the purposes of system optimization, resource allocation, real-time control and/or conceptual understanding. Prerequisite: AGST 4023 or STAT 4003 or INEG 4333.

**BENG5703 Design and Analysis of Experiments for Engineering Research** (Irregular) Principles of planning and design of experiments for engineering research. Propagation of experimental error. Improving precision of experiments. Analysis of experimental data for optimal design and control of engineering systems using computer techniques. Lecture 2 hours, laboratory 3 hours per week. Corequisite: Lab component. Prerequisite: INEG 4333.

**BENG5713 Food Product and Process Development** (Odd years, Fa) Multidisciplinary approaches for developing new food products and processes, in the context of an industry-sponsored project. Group dynamics and interpersonal skills. Factors that influence product and process development. Analysis and modeling applied to food process

design. Lecture 1 hour, laboratory 6 hours per week. Corequisite: Lab component. Prerequisite: BENG 4703.

**BENG5723 Food Safety Engineering** (Even years, Fa) Principles of engineering methods applied to food and safety and sanitation. Discussion of thermal, chemical, electrical pasteurization or sterilization in food processing. Demonstration of monitoring and detecting techniques for food safety, including image analysis, biosensors and modeling. Lecture 3 hours per week. Prerequisite: BENG 4103 and FDSC 4124 (or equivalent).

**BENG5733 Advanced Biological Process Engineering** (Odd years, Fa) Applications of the principles of bioprocess/biochemical engineering to microbiological and biomedical problems. Topics include applied enzymology, metabolic engineering, molecular genetics and control, and bioinformatics in addition to classical applied enzyme and cell-growth kinetics and advanced bioreactor design. Prerequisite: BENG 3732 or CHEG 5531.

**BENG5801 Graduate Seminar** (Fa) Reports presented by graduate students on topics dealing with current research in agricultural engineering. Prerequisite: graduate standing.

**BENG5903 Water Quality Modeling and Management** (Odd years, Sp) Processes and methodologies associated with surface water quality modeling, investigation of management processes based on modeling results. Process from simple steady-state spreadsheet models (to understand aquatic biosystems modeling) to complex GIS-based dynamic models. Develop calibration and validation statistics for model applications. Students will develop a semester project that integrates their skills and knowledge in parameterizing, calibrating, and validating water quality models for environmental applications. Prerequisite: BENG 5613.

**BENG5913 Bioremediation and Biodegradation** (Odd years, Sp) Environmentally-relevant biotechnology using organisms to remove or metabolize environmental pollutants through microbial degradation and phytoremediation of recalcitrant compounds. Benefits as well as potential costs of environmental applications of biotechnology will be evaluated.

**BENG5923 Nonpoint Source Pollution Control and Modeling** (Even years, Sp) Control of hydrologic, meteorologic, and land use factors on nonpoint source (NPS) pollution in urban and agricultural watersheds. Discussion of water quality models to develop NPS pollution control plans and total maximum daily loads (TMDLs), with consideration of model calibration, validation, and uncertainty analysis. Prerequisite: BENG 4903 or CVEG 3223.

# TEACHING PROGRAM

---

## *Courses*

**BENG5933 Environmental and Ecological Risk Assessment** (Even years, Sp) Process and methodologies associated with human-environmental and ecological risk assessments. Environmental risk assessments based on human receptors as endpoints, addressing predominantly abiotic processes. Ecological risk assessments based on non-human receptors as endpoints. Approach using hazard definition, effects assessment, risk estimation, and risk management. Application of methods to student projects to gain experience in defining and quantifying uncertainty associated with human perturbation, management and restoration of environmental and ecological processes. Prerequisite: BENG 4113.

**BENG600V Master's Thesis** (Sp, Su, Fa) (1-6) Prerequisite: graduate standing.

**BENG700V Doctoral Dissertation** (Sp, Su, Fa) (1- 18) Prerequisite: candidacy.

### **Computational Model for Analysis of Oxidative Stress on the Free Radical Transport in the Microcirculation**

Mahendra Kavdia, Assistant Professor, Biomedical Engineering Program, UAF

#### **Objective:**

Endothelial dysfunction and reduced bioavailability of NO has been implicated in the pathogenesis of many of the diabetes-related vascular complications. Many vascular complications of diabetes mellitus such as increased risk of atherosclerosis, restenosis and thrombosis are geometrically focal (low, high or alternating shear stress regions) in nature. In addition, reactive oxygen species (ROS) including superoxide are overproduced by endothelium in diabetics. These ROS can directly interact with nitric oxide or serve as signaling molecules to modulate release of nitric oxide by endothelial cells.

It is necessary to understand interaction of hyperglycemic conditions and shear stress on endothelial cell functions mainly NO and ROS release to understand the mechanism of endothelial dysfunction in diabetic patients and identify potential treatment.

#### **Accomplishments:**

The dynamic changes in NO and ROS generations in cultured vascular endothelial cells are being quantified. The proposed research involved computational methods to quantify endothelial cell released transport of NO and ROS in the diabetic milieu. A computational model of NO, superoxide and peroxynitrite transport in a tissue containing an arteriolar blood vessel was formulated. The biochemical interactions of these and other species in the microvascular tissue are quantified. The model predictions indicate that the NO interaction with oxygen, superoxide and peroxynitrite have relatively no effect on the NO level in the vascular smooth muscle. The model predicts that superoxide can diffuse only over few microns from its site of production before it is consumed. This is significant as the cellular sources for superoxide varies in different disease states.

### **Engineered Bacterial and Yeast Live Avian Flu Vaccine for Peripheral and Mucosal Immunization**

Kaiming Ye, Assistant Professor, Biomedical Engineering Program, UAF

Sha Jin, Research Scientist, The DNA Core Facility, UAF

Billy Hargis, Professor, Poultry Science Department, UAF

Kimberly Cole, Research Scientist, Poultry Science Department, UAF

Xinxin Wu, Graduate Student, Biomedical Engineering Program, UAF

#### **Objective:**

Most vaccines today include live or killed viruses, attenuated bacterial, recombinant viruses, etc. In this project, we intend to develop a novel way to manufacture vaccine by displaying viral proteins that trigger body or mucosal immune response onto the surface of bacterial and yeast. Mucosal delivery or injection of these engineered bacterial and yeast will induce a systemic immunity including peripheral and mucosal immune response to protect the body from infection of viruses such as influenza virus or HIV virus. The display of the viral proteins on the surface of bacteria and yeast allows a direct exposure of the proteins to body immune systems, triggering the secretion of antibodies, especially IgA (in mucosal immune response) and IgG (in blood immune response). These antibodies protect our body from virus infection after immunization.

The engineered bacterial and yeast vaccine can be readily delivered through nasal spray, oral ingestion, or injection for the immunization. The mucosal membranes are one of the largest organs of the body. Collectively, they cover a surface area of more than 400 m<sup>2</sup> (equivalent to one and a half tennis courts) and comprise the lining of the gastrointestinal, urogenital and respiratory tracts. Nasal or oral delivery of yeast vaccine will provide mucosal immunization, the first lines of defense to virus infection.

#### **Accomplishments:**

Both bacterial and yeast cell surface protein expression systems were established. These systems are now being tested for their capability of displaying the avian flu proteins on the cell surface, followed by animal experiment to verify the capability of live vaccine for peripheral and mucosal immunization in chicken and eventually in human.

Based on these results, an invention disclosure has been filed and a patent filing is under preparation.

### **Fluorescence Nanosensor for Visualizing Intracellular Glucose within Living Cells**

Kaiming Ye, Assistant Professor, Biomedical Engineering Program, UAF

Xinxin Wu, Graduate Student, Biomedical Engineering Program, UAF

Jeffrey D. Prichard, Graduate Student, Biomedical Engineering Program, UAF

#### **Objective:**

The goal of this project is establish a novel technique to visualize glucose within living cells using a fluorescence nanosensor and demonstrate the utility of this technique in measuring glucose uptake in skeletal muscle cells. Skeletal muscles are major tissues for glucose consumption and account for up to 85% of the whole-body glucose utilization in healthy human. Insulin resistance in the skeletal muscle pre-

# RESEARCH PROJECTS

## *Biomedical Engineering*

cedes and contributes to the development of type 2 diabetes and obesity. Impaired insulin-stimulated glucose disposal in the skeletal muscle might result from both genetic factors and acquired components related to diet, exercise, and other lifestyle factors. Thus, the determination of the glucose uptake in skeletal muscle cells is not only critical for quantifying the two initial steps of muscular glucose metabolism: glucose transport and phosphorylation, but it is also an essential factor in our understanding of the development of type 2 diabetes and obesity in insulin-resistant subjects.

To develop a glucose nanosensor, we isolated a glucose binding protein (GBP) from *E. coli* and demonstrated that a FRET (Förster resonance energy transfer) signal transduction function can be directly introduced into GBP for sensing glucose. Recently, from these observations we developed the hypothesis that a class of GIPs can be designed based on mutated GBPs that possess different affinities for glucose, the binding of which can be reported through a change in their fluorescent properties. Furthermore, we hypothesize that the genes of these GIPs can be introduced into cells so that the “fluorescent nanosensors” can be biosynthesized and retained internally for visualizing glucose within living cells through the lifetime FRET microscopy.

### **Accomplishments:**

We engineered a glucose indicator protein (GIP) that is capable of visualizing intracellular glucose. By fusing different fluorescent proteins to each end of a glucose binding protein, we developed a variety of GIPs. For example, to eliminate the effect of pH on the measurement of intracellular glucose with the GIP, we constructed a GIP which consists of a pH insensitive cyan fluorescent protein and a pH insensitive yellow fluorescent protein. Our experiment demonstrated the intracellular glucose concentration can be reliably measured by the engineered GIPs using ratio FRET microscopy. We are now developing a more accurate microscopy technique, that is fluorescence lifetime imaging microscopy to determine the intracellular glucose concentration in mice skeletal muscle cells. These results will be reported in the annual meeting of ACS, March, 2006.

## **Monitoring and Modeling Acquired Bacterial Resistance to Medical Antibiotics in Water Ecosystems**

Scott Osborn, Assistant Professor, Biological & Agricultural Engineering, UAF

Marty Matlock, Associate Professor, Biological & Agricultural Engineering, UAF

Jin-Woo Kim, Assistant Professor, Biological & Agricultural Engineering, UAF

Brian Haggard, Associate Professor, Biological & Agricultural Engineering, UAF

Robert Beitle, Associate Professor, Chemical Engineering, UAF

Indrajeet Chaubey, Associate Professor, Biological & Agricultural Engineering, UAF

Julie Carrier, Associate Professor, Biological & Agricultural Engineering, UAF

### **Objective:**

This project is a collection of several subprojects that seek to create tools to determine the exposure of bacteria to antibiotics in natural water ecosystems. These tools will be used to help discover if this exposure contributes to the reduction of the effective life of specific antibiotics for treating human disease through resistance acquired in the natural water ecosystem. The project was further focused in 2003 to investigate the effects of oxygen on antibiotic residual/organism interaction in the aquatic ecosystem. Before reaction kinetics can be determined representing these interactions, tools for determining and monitoring the oxygen profile in sediment must be created. Also, an experimental method for controlling oxygen concentration in the ecosystem must be available.

The specific sub-objectives are:

1) Create a mass transfer/ bioreaction kinetics model for estimating oxygen concentration throughout the sediment as a function of sediment type, SOD, depth, and water velocity, temperature and BOD.

2) Create a technique for oxygenating the aquatic ecosystem to be used as an experimental control to determine the relative effects of oxygen on bioreactions affecting the concentration of antibiotic residuals and process to bioconcentrate and transfer resistance throughout aquatic organisms.

### **Accomplishments:**

- A company formed in collaboration between UA and VIC (BlueInGreen, LLC) continued to grow. Osborn served as Chief Technology Officer for BlueInGreen, LLC.

- BlueInGreen, LLC, employs two undergraduate students and one engineer.

- An NIH SBIR grant was won for \$100,000 to study reduction of antibiotic residuals and pathogenic bacteria in hospital wastewater effluent.

- Osborn was invited as part of a group to meet with US Senator Mark Prior to discuss current success stories of technologies being developed in the UA Innovation Center.

- Research began to develop an improved ozonator for disinfecting and treating drinking water.

- A non-provisional patent application was written and filed with US Patent Office and was published.

- A study funded by Beaver Water District was completed to test the capability of the BlueInGreen ozonator to remove MIB off-flavors from drinking water. The device removed MIB to concentrations below detectable levels using substantially less ozone than traditional methods.

- Two publications submitted to Transactions of ASABE and are in review.
- Osborn made presentation on oxygenation technology development and research results to Southern Association of Agricultural Scientist annual meeting.
- Osborn prepared presentation made at National Collegiate Inventors and Innovators Alliance annual meeting on the development of BlueInGreen in the context of teaching students engineering design by integrating the company, teaching and research programs at UA.

### **Nano-Biotechnology**

Jin-Woo Kim, Assistant Professor, Biological & Agricultural Engineering, UAF

Russell Deaton, Professor, Computer Science & Computer Engineering, UAF

Steve Tung, Assistant Professor, Mechanical Engineering, UAF

#### **Objective:**

Investigating the interface between biological and abiological materials at nanoscale, and designing and fabricating novel molecular motor/MEMS hybrid systems.

#### **Accomplishments:**

Nano-biotechnology is Bio-Inspired Nanoscale Science and Engineering for designing, fabricating, and utilizing nanometer scale (1—100 nm) structures as probes of the structural and functional properties of biological macromolecules, as biosensors, as central components of diagnostic and therapeutic approaches, and as tools to revolutionize agricultural and food systems, all with the intent to increase the functionality of bio-assays while reducing device footprint. The challenges are substantial, such as the diversity of material systems and their limited compatibility with biological systems, and a lack of understanding of biological and physical phenomena at nanometer-scale dimensions, yet the potential for important intellectual and technological payoffs underscores the need for solutions to the challenges.

Research in the laboratory includes developing and understanding interface between the biotic world and abiotic world in nanometer scale. We seek to study the interface between DNA and gold for the purpose of making electronic devices that can manipulate DNA states including DNA hybridization. Ultimately, the goal of this research is to build and characterize the first Biologically Active Microelectronic Memory device. The developed method will lead to the development of a new family of micro/nanominature analytical devices capable biomolecular detection. The potential applications include bio/nano-sensing of medical diseases, pathogens, and environmental toxins.

Another area of focus is in the field of BioInspired Micro-Electro-Mechanical System (MEMS). In recent years, micro- and nano-fluidics have aroused considerable interest due to its potential groundbreaking impact on a wide range of science and engineering disciplines. In particular, the integration of bio- and abio-systems at micro- and nano-scales is the main focus of current research and development work in microfluidics because mastering of micro- and nano-scale fluid transport can dramatically improve the performance of biochemical analysis through significant reduction in the amount of fluids and reagents used during the tests. High performance microfluidics devices are needed to successfully develop a high-efficiency microfluidics system. Micro-electromechanical system (MEMS) technology is a precision manufacturing technique by which various microfluidics devices can be fabricated for diverse applications. Currently, many MEMS-based microfluidics devices and systems are being developed. Among them, however, the main challenge is the development of actuation mechanisms that is both efficient and reliable for micro/nano flow manipulation. We are investigating the realization of the next generation basic building blocks to address this issue through designing and testing durable cellular motors based self-powered microfluidics systems, utilizing tethered *Escherichia coli* cells for flow propulsion and control, that are important in various biological, chemical, genomic, and proteomic applications. Cell, flagella motor, and related cell components are some of the well-engineered parts by nature over millions of years. Therefore, instead of reinventing the wheel, this research offers an excellent opportunity to integrate such pre-engineered micro and nano bio-components into micro- and nano-transportation systems.

### **Nitric Oxide (NO) Biotransport**

Mahendra Kavdia, Assistant Professor, Biomedical Engineering Program, UAF

Prabhakar Deonikar, Graduate Student, Biomedical Engineering Program, UAF

Nupura Bhise, Undergraduate Student, Biological & Agricultural Engineering, UAF

#### **Objective:**

NO plays key role in numerous physiological functions including endothelium-derived relaxation, platelet inhibition, smooth muscle proliferation, neurotransmission and host defense. The overall objective of the proposed research is to use computational modeling and *in vitro* experiments to improve understanding of the interactions among NO, oxygen ( $O_2$ ), superoxide ( $O_2^-$ ), peroxynitrite ( $ONOO^-$ ), thiols, and transition metals in blood and tissue. Its role as a vasodilator has been established over last two decades. However, the



# RESEARCH PROJECTS

## *Biomedical Engineering*

fate of NO when it enters the bloodstream is still not established. The overall objective of the proposed research is to use computational modeling and *in vitro* experiments to improve our understanding of the interactions of NO with the red blood cell (RBC).

### **Accomplishments:**

Interaction of NO with oxygenated and deoxygenated RBCs was investigated. For this purpose, NO and nitrogen gaseous mixture at known concentration was reacted with well mixed RBC solution. Samples were collected every 5 minutes for 30 minutes. NO-RBC interaction products including nitrite and nitrate were measured using chemiluminescence methods. The results showed that the RBC oxygenation has a significant effect on the formation of nitrite and nitrate. The nitrite formation rate was higher in oxygenated RBCs than that of deoxygenated RBCs. Conversely, nitrate formation rate was higher in deoxygenated RBCs. The NO-RBC interaction products formation rate were also dependent on the hematocrit. The result suggests that the NO consumption by RBC competes with NO consumption by oxygen. A better understanding of the NO-RBC interaction will provide insight into vascular transport of NO.

## **Nucleic Acid Technology**

Jin-Woo Kim, Assistant Professor, Biological & Agricultural Engineering, UAF

Russell Deaton, Associate Professor, Computer Science & Computer Engineering, UAF

Junghuei Chen, Associate Professor, Biochemistry, The University of Delaware

### **Objective:**

Designing the DNA oligonucleotide building blocks for DNA-based computers and nanotechnology. Developing a new methodology for genome-enabled diagnostic systems.

### **Accomplishments:**

DNA has several properties that make it attractive as a construction material for computers and structures on a nanometer scale. With the tools of molecular biology, DNA is easily manipulated in the test tube, can be produced in great quantities of specified size and sequence, and is relatively stable and long-lasting. Most importantly, the reaction in which short, single-stranded duplexes can be used to program the computation or to direct the self-assembly of the nanostructure. In addition, because of the massive parallelism of the reactions in the test tube, DNA computers have the potential to solve difficult problems efficiently. DNA computers also provide an intimate interface to the biological world for *in vitro* or *in vivo* sensing and processing of biological signals.

One of area of focus in the laboratory is DNA word design for computation. Conducting research on designing the DNA oligonucleotide building blocks for DNA-based computers and nanotechnology continues.

Using DNA computing, a new methodology for genome-enabled diagnostic systems is also being investigated. The method accesses the wealth of information within the genomes of the untapped microbiota in nature to reveal their hidden biocatalytic potentials, and to access the genomic information of microorganisms at population through community scales to assess the impact of humans and non-human biota on an ecosystem. Using DNA computing, the storage of genomic information and discovery of sequence patterns is done *in vitro*. The protocol will be capable of learning DNA sequences *in vitro* from the microorganisms to which it is exposed, discovering similarities and differences *in vitro* between input and learned, memory molecules, and detecting hidden biocatalytic potentials, as well as ecological changes from the genomic information of all microorganisms, known or unknown, in a sample. By processing genomic information *in vitro* rather than *in silico*, the advantages are massively parallel sampling of the input DNA, ability to work with unknown organisms and sequences, and massively parallel recall and matching of DNA sequence content to detect changes in ecosystems. This research also is complementary to the two focus areas (biocatalysis technology and environmental biotechnology) by providing a route to expand the investigation of biocatalysts to untapped pools of microorganisms in the environment via traditional methods, accelerating the development of biocatalysts for applications in the pharmaceutical, chemical, and food industries, and environmental remediation. The proposed memory would also provide a better diagnostic tool for ecological monitoring that provides a holistic view of the genomic status of an ecosystem. In addition, the research would move toward medical diagnosis and *in vitro* analysis of gene expression patterns.

## **Point-Of-Care (POC) Diagnostics and Treatment**

Kaiming Ye, Assistant Professor, Biomedical Engineering Program, UAF

Jethesh V. Veetil, Graduate Student, Biomedical Engineering Program, UAF

Jawahar L. Mehta, Professor, Division of Cardiovascular, UAMS

Vijay Varadan, Professor, Electrical Engineering, UAF, and Professor of Neurosurgery, UAMS

Steve Tung, Associate Professor, Mechanic Engineering, UAF

Ryan Tian, Assistant Professor, Chemistry Department, UAF

**Objective:**

The goal of this project is to develop a single-use and credit card-size cartridge that can analyze a panel of biomarkers from one or several drops of blood samples simultaneously, rapidly (5~10 minutes), ultrasensitive ( $<0.1$  nM), ultraspecific, low cost, and easy-to-use for POC diagnostics at a variety of clinical settings including on-spot testing at bedside, self-testing at-home, and emergent testing at ambulance service. Wireless technology will be adopted to transmit the diagnostic signals immediately to a hospital's central database and doctor's office for monitoring the health, disease status, or the course of therapy of individuals.

This project focuses on using well-known biomarkers to develop POC testing devices for cardiovascular disease diagnosis. The devices will be validated in UAMS.

**Accomplishments:**

A protocol for the functionization of single-walled carbon nanotubes (SWCNT) by covalently binding of antibody and/or enzymes onto the tip of the SWCNT was developed. The immobilization of antibodies and enzymes onto the SWCNT were verified by both SEM and fluorescence microscopy. Through detection of the interaction between the immobilized antibody and antigen that serves as biomarker for the disease diagnosis, we confirmed the SWCNT-bound antibodies are functionally active for the detection of biomarkers in the samples. Using the same technique, we successfully immobilized antibody and/or enzymes onto vertically aligned gold nanowire. We are now using these functionized nanotubes or nanowire to develop POC testing devices.

# RESEARCH PROJECTS

## Biotechnology Engineering

### An Electrochemical Method to Destroy *Listeria* in Chilling Brine for Cooked Poultry and Meat Products

Yanbin Li, Professor, Biological & Agricultural Engineering, UAF

Michael Slavik, Professor, Poultry Science, UAF

Carl Griffis, Professor, Biological & Agricultural Engineering, UAF

Betty Swem, Research Specialist, Poultry Science, UAF

Zhihui Liu, Graduate Student, Biological & Agricultural Engineering, UAF

#### Objective:

1. To develop an electrochemical method to inactivate *Listeria monocytogenes* and aerobic bacteria in chilling brine.
2. To design and construct the electrochemical treatment chamber and optimize the parameters.
3. To evaluate the electrochemical method with industrial samples in both laboratory and pilot plant scale tests.

#### Accomplishments:

A laboratory-scale flow-through electrochemical treatment system was designed and constructed and the effects of the parameters (current level, waveform, residence time and chamber diameter) on inactivation of *L. monocytogenes* were studied. The results indicated that the treatment at 5 A current level, with 0.75 inch chamber, for 3 seconds residence time reduced *L. monocytogenes* in initial brine (0 h) and used brine (20 h) by 5.95 and 1.8 log CFU/ml, respectively. There was no significant difference in *L. monocytogenes* reduction between pulsed and non-pulsed waveforms. Measured values of absorbency, chlorine, and pH of the brine slightly increased after treatments. This laboratory-scale treatment system was also evaluated for its efficacy to inactivate *L. monocytogenes* in recirculated brine for chilling thermally processed poultry and meat products. An average D-value of 1.61 minute in the storage tank was achieved even at 7 mA/cm<sup>3</sup> current level with the fresh brine (t = 0 h). For the used brine (t = 20 h), the average D-value was 2.5 minute in the treatment chamber at a current level of 35 mA/cm<sup>3</sup>, and increased to 9.4 and 61.2 min at current levels of 17.5 and 7 mA/cm<sup>3</sup>. Different materials including platinum, titanium and glass carbon were investigated for different design of electrodes in their shapes (rod, pipe, or plate) and dimensions (both diameter and length). The laboratory-scale electrodes and treatment chambers have been designed and constructed and the microbial testes are being conducted to determine the bacteria destruction rate. A pilot-plant-scale electrode and treatment chamber were designed and constructed based on the results of the laboratory-scale tests. The pilot-plant electrochemical treatment system is being tested using a portable brine chiller provide by ALKAR Inc.

This project is leading to an innovative antimicrobial technology for treatment of food processing water, specifically low temperature chilling brine. This cost-effective flow-through system can be applied to the control of bacterial contamination during chilling food products. The results of this project will provide the food processors with a new, cost-effective method to destroy *L. monocytogenes* in brine chiller water to minimize product recalls, extend recirculating time of brine chilling water and solve the environmental problem related to discharging high concentration salt water. Consequently, consumers will have safer cooked poultry and meat products.

### Biocatalysis and Molecular Biological Engineering

Jin-Woo Kim, Assistant Professor, Biological & Agricultural Engineering, UAF

Robert Beitle, Associate Professor, Chemical Engineering, UAF

Ed Clausen, Professor, Chemical Engineering, UAF

Tonya L. Peebles, Chemical and Biochemical Engineering, University of Iowa

#### Objective:

Realizing the hidden biocatalytic potentials of the vast natural abundance of untapped microorganisms in conjunction with industrially and medically relevant biotransformations.

#### Accomplishments:

The use of biocatalysts in the industrial processes for the production of novel chemicals and pharmaceuticals has enormous potential. Biocatalysts exhibit exquisite catalytic power — high selectivity and environmental friendliness — unmatched by conventional catalysts. However, limited access to microbial genome information and gene products restricts biocatalyst screening to a few known microorganisms. In fact, a high proportion of extant species have never been investigated. Traditional culturing methods limit analysis to those that grow under laboratory conditions. A very high proportion of microbial species are currently “unculturable,” and an estimated 1-10% of bacteria and 0.1-1% of archaea are known and available for scientific research. This leaves a vast amount of untapped resources for the discovery of novel biocatalysts.

To this end, we are investigating the hidden biocatalytic potentials of the vast natural abundance of untapped microorganisms in conjunction with industrially and medically relevant biotransformations. In particular, organisms that thrive in extreme environments are of interest in the production of highly stable enzymes and in the development of innovative

bioprocesses. Individual organisms may live at temperatures near boiling or under high pressures, in the presence of high salt or in highly acidic environments. Most of these extremophiles belong to a recently defined domain of microbes known as the Archaea. Much of these works require evaluations of microbial physiology using molecular biology, microbiology, classical cellular physiology, and bioprocess design as tools of discovery.

### Capillary Electrochemical/Optical Biosensors for Rapid Detection of Pathogenic Bacteria in Poultry and Meat Products

Yanbin Li, Professor, Biological & Agricultural Engineering, UAF

Xiaoli Su, Research Associate, Biological & Agricultural Engineering, UAF

Byungchul Kim, Graduate Student, Food Science, UAF

Qian Sun, Research Associate, Biological & Agricultural Engineering, UAF

#### Objective:

1. To develop immuno-electrochemical and optical biosensing methods based on capillary bioseparator/bioreactors for separation of target bacteria from food samples and enzymatic amplification.
2. To design and fabricate a prototype biosensor based on the biosensing method to be developed in Objective 1 by assembly the components of sample pretreatment, biosensing devices, and electrochemical/optical transducers into an automated instrument.
3. To evaluate the biosensor for detection of *Escherichia coli O157:H7*, *Salmonella Typhimurium*, and *Listeria monocytogene* in raw and cooked poultry and meat products.

#### Accomplishments:

A biosensing system, including a capillary column-based bioseparator/bioreactor and a flow injection bienzyme electrode or spectrophotometer, has been developed for rapid detection of *E. coli O157:H7*. Anti-*E. coli O157:H7* antibodies were chemically immobilized onto the inner wall of the column for use in tests. Samples and enzyme-labeled antibodies were pumped through the column, and the "sandwich" immuno-complexes (immobilized antibody-*E. coli O157:H7*-enzyme-labeled antibody) were formed. Then, different substrates were pumped through the column to obtain the product of enzymatic reaction in the bioreactor. The peak current and the absorbance in 400 nm of the product were measured using an electrochemical detector and an optical detector, respectively. In electrochemical measurement, an amperometric tyrosinase-horseradish peroxidase biosensor

in a flow injection system was designed to detect the phenol concentration that is proportional to the cell number of *E. coli O157:H7*. The effects of blocking agent, flow rate, buffer,  $MgCl_2$  and pH on detection of *E. coli O157:H7* were investigated.

The biosensor developed can detect *E. coli O157:H7* and *S. Typhimurium* with a working range from  $5.0 \times 10^1$  to  $5.0 \times 10^6$  CFU/ml and the total assay time was less than 1.5 h without any enrichment. The relative standard deviation was 2.0~7.3%. *S. Typhimurium* in milk could be identified with a detection limit of  $8.6 \times 10^2$  CFU/ml by using electrochemical measurement without any enrichment or pretreatment. *Listeria monocytogenes*, *E. coli O157:H7* and *S. Heidleberg* did not interfere with the detection of *S. Typhimurium*. The optimum parameters, 2% BSA in  $1.0 \times 10^{-2}$  M, pH 7.4 PBS as the blocking agent, 0.5 ml/h as the sample flow rate,  $1.0 \times 10^{-2}$  M  $MgCl_2$  and  $2.0 \times 10^{-4}$  M p-nitrophenyl phosphate in 1.0 M, pH 9.0 Tris buffer as the substrate for the enzymatic reaction and 1.0 ml/h as the substrate flow rate, were determined. The technique has potential for rapid detection of *E. coli O157:H7* and other pathogenic bacteria by immobilizing specific antibodies onto the inner wall of the capillary column. The biosensor will provide the food industry with more rapid, sensitive and cost-effective method for detection of pathogens in food products.

### Determining the Physical, Chemical, and Genetic Mechanisms Responsible for Fissure Resistance of Rice

Scott Osborn, Assistant Professor, Biological & Agricultural Engineering, UAF

Shannon Pinson, Research Geneticist, USDA-ARS

#### Objective:

The objective of this project is to create a reliable, effective technique for developing fissure-resistant rice varieties. This project will identify and quantify the relationship between important physical and chemical properties of the rice kernel and resistance to field fissuring. The relative importance of the contribution of each physicochemical property to fissure resistance will also be determined. This knowledge of the chemical and physical properties affecting kernel fissuring will allow us to more accurately and efficiently identify and molecularly tag genes affecting resistance to field fissuring. Molecularly tagged genes and evaluation methods developed by this project will allow breeders to more rapidly and consistently develop improved rice varieties as fissure-resistant as the variety "Cypress." Furthermore, the knowledge that will be developed on how chemical and physical properties of the rice kernel interact to affect fissure re-

# RESEARCH PROJECTS

## Biotechnology Engineering

sistance is also expected to reveal chemical pathways and novel genetic combination that can provide milling stability beyond that of “Cypress.”

### Accomplishments:

- A project entitled, “Development of Selection Tools Associated with Components of Milling Yield in U.S. Long and Medium Grain Cultivars,” in cooperation with several scientists from Arkansas, Texas, California, Louisiana, and Missouri was funded by the Rice Foundation. This project was completed in 2005 and a final report filed.

- Dr. Osborn co-authored a presentation and papers presented by Prahlad Jat, BAEG graduate student, at the 2005 Annual ASAE meeting and at Rice Field day.

- Mr. Jat continues to pursue his Ph.D. dissertation topic in this research area.

### Elimination of *Listeria monocytogenes* During Thermal Processing of Ready-To-Eat Poultry Products

Yanbin Li, Professor, Biological & Agricultural Engineering, UAF

Abani Pradhan, Graduate Student, Biological & Agricultural Engineering, UAF

John Marcy, Professor and Extension Specialist, Poultry Science, UAF

Mark Tamplin, Lead Scientist, USDA/ARS ERRC

### Objective:

The overall goal of this project is to evaluate the thermal processing conditions in an air-steam impingement oven to eliminate *L. monocytogenes* from different shapes and sizes of ready-to-eat (RTE) poultry products and provide the poultry processing industry and regulatory agencies with microbial kinetics and risk assessment models for pathogen lethality validation of commercial thermal process.

### Accomplishments:

Treatment schedules were designed to achieve the targeted pathogen reduction on various shapes and sizes of RTE poultry products including chicken breasts, wings, nuggets, strips, and the process lethality was evaluated at different time-temperature combinations in an air-steam impingement oven without compromising product quality and yield. A heat/mass transfer model coupled with pathogen kinetics has been developed to predict *L. monocytogenes* inactivation in RTE poultry products in an air-steam impingement oven as a function of time, temperature, pH and moisture content. A computer simulation software is ready for use on Internet. The predictive model will be further validated for thermal processing of RTE poultry products by conducting tests in commercial poultry processing plants.

This research will help the poultry processing industry in eliminating *L. monocytogenes* while minimizing the detrimental effect to the product quality. With the optimized temperature-time combination for thermal processing of RTE products, the temperature to destroy *L. monocytogenes* could be guaranteed while the flavor and weight could be maintained, therefore, the poultry processor would obtain the pathogens-free products with the maximum yield for more profits. The predictive models will be able to assist the poultry processors of RTE poultry products design the cost-effective treatment schedule for complete elimination of *L. monocytogenes* to ensure food safety and security.

### Impedance Immunosensors for Rapid Detection of Pathogens in Food Products

Yanbin Li, Professor, Biological & Agricultural Engineering, UAF

Simon Ang, Professor, Electrical Engineering, UAF

Michael Johnson, Professor, Food Science, UAF

Liju Yang, Graduate Student, Biological & Agricultural Engineering, UAF

Yun Xi, Graduate Students, Electrical Engineering, UAF

### Objective:

The overall goal of this research is to develop impedance immunosensors for rapid detection of live *Escherichia coli O157:H7*, *Salmonella Typhimurium*, and *Listeria monocytogene* in food products. The supporting objectives are:

1. To develop impedance immunosensing methods based on interdigitated microelectrodes for microsystem and specific growth medium for differentiation between live and dead cells.

2. To evaluate the impedance immunosensor for detection of *E. coli O157:H7*, *S. Typhimurium*, and *L. monocytogene* in poultry, meat, dairy and vegetable products.

### Accomplishments:

Three-electrode electrochemical impedance technique was investigated for detection of *S. Typhimurium* by monitoring the growth of bacteria in selenite cystine broth supplemented with trimethylamine oxide hydrochloride and mannitol. The change in the system impedance during the growth of bacteria was studied using frequency spectral scanning. It was found that the impedance at low frequencies (<10 kHz) mainly came from the double-charged layer capacitance, reflecting the changes at the electrode interface and the adsorption on the electrode surface. While at high frequencies (>10 kHz), the system impedance mainly depended on the medium resistance.

Interdigitated microelectrodes (IMEs) were used in the impedance measurement for detection of viable *S. Typhimurium* in a selective medium and milk samples. The impedance growth curves, impedance against bacterial growth time, were recorded at 10, 100, 1000 Hz during the growth of *S. Typhimurium*. The impedance did not change until the cell number reached  $10^5$ - $10^6$  CFU/ml. Bacterial attachment to the electrode surface was observed using scanning electron microscopy, which was the major contribution to the change in double layer capacitance of the IME, and consequently to the impedance. The detection times obtained from the impedance growth curves at 10 Hz had a linear relationship with the logarithmic value of the initial cell number in the sample. The regression equations for the cell numbers between 4.8 and  $5.4 \times 10^5$  CFU/ml were  $t_p = -1.38 \text{ Log } N + 10.01$  and  $t_p = -1.57 \text{ Log } N + 11.39$  in the pure medium and milk samples, respectively, both with  $R^2 = 0.99$ . The detection times for 4.8 CFU/ml and  $5.4 \times 10^5$  CFU/ml initial cell numbers were 9.33 h and 2.17 h. The detection limit could be as low as 1 cell in a sample. The biosensor being developed in this project would provide the food industry with more rapid, sensitive and cost-effective method for detection of viable pathogenic bacteria in food products for ensuring food safety and food security.

### Microfluidics based Chemiluminescent Fiber Optical Biosensor for Rapid Detection of *Escherichia coli O157:H7* and *Salmonella Typhimurium* in Food Samples

Yanbin Li, Professor, Biological & Agricultural Engineering, UAF

Steve Tung, Assistant Professor, Mechanical Engineering, UAF

Madhukar Varshney, Graduate Student, Biological & Agricultural Engineering, UAF

Ballaji Venkatesh, Graduate Assistant, Mechanical Engineering, UAF

#### Objective:

1. To develop chemiluminescent fiber optic biosensor coupled with immuno-microbeads separation for detection of *Escherichia coli O157:H7* and *Salmonella Typhimurium* in food samples.
2. To design and fabricate a prototype biosensor by assembling the components of sample pretreatment, biosensing devices and optical transducer into an automated instrument.
3. To evaluate the biosensor for detection of *E. coli O157:H7* and *S. Typhimurium* in raw and cooked poultry and meat products and fresh vegetables.

#### Accomplishments:

A chemiluminescence biosensor—consisting of a chemiluminescence reaction cell, a fiber optic light guide, a luminometer, and a data acquisition unit connected to a PC—was developed in conjunction with immunomagnetic separation for rapid detection of *E. coli O157:H7* and *S. Typhimurium*. Magnetic microbeads coated with anti-*Salmonella* antibodies and anti-*Salmonella* antibodies conjugated with horseradish peroxidase (HRP) were added to food samples, and the immuno-reaction was completed in 60 min resulting in a sandwich complex. A magnetic field was applied to collect magnetic beads and the addition of luminol to HRP-conjugated antibodies resulted a chemiluminescence reaction. The signal was collected through a fiber-optic light guide, measured with a photometer, and recorded in the data acquisition unit. The chemiluminescence biosensor was specific to *E. coli O157:H7* in samples containing other bacteria including *S. Typhimurium*, *Campylobacter jejuni* and *Listeria monocytogenes*. The chemiluminescence signal was linear on log scale from  $10^2$  to  $10^5$  CFU/ml of *E. coli O157:H7* in samples. The whole detection could be completed within 1.5 h without any enrichment. The detection limits for ground beef, chicken carcass and lettuce samples were  $3.2 \times 10^2$ ,  $4.4 \times 10^2$  and  $5.5 \times 10^2$  CFU/ml of *E. coli O157:H7*, respectively. The minimum detection limit of the chemiluminescence biosensor for *S. Typhimurium* was  $1.97 \times 10^3$  CFU/ml and the range of the detectable signal was from 8.6 to 350 mV for cell numbers from  $1.97 \times 10^3$  to  $1.97 \times 10^6$  CFU/ml. Signals for  $10^6$  CFU/ml of *S. Typhimurium* were at least 97 and 394% higher than the corresponding values for *S. enteritidis* and four times the signal values for others including *S. montevideo*, *S. californica*, *S. heidelberg*, and *S. seftenberg* respectively. The biosensor response showed a significant difference ( $p < 0.05$ ) between  $10^3$  CFU/ml *S. Typhimurium* and  $10^6$  CFU/ml of commonly-occurring bacteria in foods including *L. monocytogenes*, *Pseudomonas aeruginosa*, *Citrobacter freundii*, *C. jejuni*, *E. coli O157*, and generic *E. coli*. A regression equation,  $y = 0.0262 x^{5.3833}$ , with  $R^2 = 0.9723$  was obtained for the calibration curve over the detection range for *S. Typhimurium*. The whole procedure could be completed within 90 minutes and an automated, compact biosensor could be designed based on this study.

### Online NIR Technology to Quantify Beef Quality

Sreekala Bajwa, Assistant Professor, Biological & Agricultural Engineering, UAF

Jason Apple, Associate Professor, Animal Science, UAF

Jean-Francois Meullenet, Associate Professor, Food Science, UAF

Jayarani Kandaswami, Graduate Student, Biological & Agricultural Engineering, UAF

# RESEARCH PROJECTS

## *Biotechnology Engineering*

### **Objective:**

The project goal is to develop an online NIR sensor for quantifying beef quality. Specific objectives are to quantify tenderness of beef steaks with NIR data, and to predict tenderness of aged beef from NIR observations within 72 hours postmortem. A second objective is to predict fat and cholesterol content in ground raw and cooked beef patties.

### **Accomplishments:**

An experiment was carried out to test the capability of NIR technology for estimating tenderness of beef steaks. Sample beef steaks of various USDA qualities were purchased and the NIR reflectance of raw steaks were measured within 72 hours of slaughter. The steak samples were then cooked and tested for their shear strength, which is a measure of tenderness, with WB shear test and razor blade shear test. Data analysis showed considerable differences between the measurements made by the two spectrometers. A partial least square regression model was not able to explain the differences in tenderness in different aging groups and tenderness categories. Differences were suspected between the measurements made by various persons due to the differences in the relative orientation of muscle fibers with respect to the fixed lighting and sensor probes. Therefore, a second experiment was conducted to test the effect of muscle fiber orientation on reflectance characteristics of beef steaks. The reflectance of the same steak measured at different sensing angles with respect to muscle fiber orientation varied considerably. However, these differences were nullified in the different spectra. Therefore, using derivative spectra for analyzing meat quality with visible-NIR spectra is recommended.

For the second objective, an experiment to estimate fat and cholesterol in ground beef patties was conducted. The experiment included 8 levels of fat from 0-35% at 5% increments. The different fat levels were obtained by mixing lean and fat tissues. Each batch or treatment consisted of 30 patties, whose NIR reflectance spectra were collected immediately after they were made. Five of the patties were selected randomly for measuring pH, moisture, and fat. Ten patties from each batch were randomly selected for cooking. The patties were cooked until the inside temperature reached 71°F. NIR reflectance of cooked patties was measured by slicing them into half and measuring the reflectance with an ASD spectro-radiometer. The cooked patties were tested at the meat processing lab for cholesterol, fat, moisture and caloric content. There were significant differences between the NIR reflectance of patties with different fat levels. The data were further analyzed using chemometrics to model fat and cholesterol contents based on NIR reflectance. Chemometric models were able to accurately predict fat, calories and cholesterol levels of raw and cooked ground beef patties.

## **PCR-Based Fluorescent Biosensing Methods and Nanobeads and Quartz Crystal Microbalance-Based DNA Sensor for Rapid Detection of Major Pathogens in Food Samples**

Yanbin Li, Professor, Biological & Agricultural Engineering, UAF

Michael Slavik, Professor, Poultry Science, UAF

Hong Wang, Research Associate, Poultry Science, UAF

Xiaoli Su, Research Associate, Biological & Agricultural Engineering, UAF

Xiaole Mao, Graduate Student, Biological & Agricultural Engineering, UAF

### **Objective:**

1. To develop a PCR-based fluorescent biosensing method for rapid detection of *S. Typhimurium*, *C. jejuni*, *E. coli O157:H7* and *L. monocytogenes* in poultry samples.

2. To develop a quartz crystal microbalance-based DNA sensor for rapid detection of *E. coli O157:H7* with a flow-through instrument.

### **Accomplishments:**

A DNA binding fluorescence method based on polymerase chain reaction (PCR) products was evaluated for rapid detection of *Salmonella Typhimurium* in poultry products. Wash water samples of chicken carcasses and ground turkey were inoculated with *S. Typhimurium* to obtain final concentrations of  $10^0$ - $10^5$  CFU/ml. One ml of each sample was used to get the DNA template and 5 ml of the sample template was added into 25 ml of SYBR Green PCR Master Mix and two specific *Salmonella ompC* gene primers. The negative control was the same except 5 ml of each wash solution was added instead of 5 ml sample template. The reaction was carried out in a thermocycler. Finally, the fluorescence signal of each PCR product was measured using a fluorometer. The PCR products were also confirmed by ethidium bromide agarose gel, and the DNA concentrations of the PCR products were measured by a filter fluorescence photometer. The results showed that when bacterial cells increased from 0 to 2 CFU/ml, the fluorescence signal increased significantly. The PCR-based fluorescence method could detect the target bacteria in minutes after PCR amplification compared to hours by gel electrophoresis and also could be done at an earlier time during PCR amplification. The detection limit of this method for *S. Typhimurium* in the poultry samples was 2 CFU/ml without any enrichment. In the tests being conducted, similar results have been obtained for detection of *C. jejuni*, *E. coli O157:H7* and *L. monocytogenes*.

A quartz crystal microbalance (QCM)-based DNA sensor was developed for rapid detection of *Escherichia coli*

*O157:H7*. It was based on the immobilization of DNA probes onto a monolayer of 16-mercaptohexadecanoic acid, a long-chain carboxylic acid-terminating alkanethiol, self-assembled on an AT-cut quartz crystal's Au electrode surface with N-hydroxysulfosuccinimide ester as a reactive intermediate. The binding of the amplified DNA fragments of target bacteria onto the immobilized DNA probes decreased the sensor's resonant frequency, and the frequency shift was correlated to the bacterial concentration. The stepwise assembly of the DNA sensor was characterized by means of both quartz crystal microbalance and cyclic voltammetry techniques. Three analytical procedures, namely immersion, dip-and-dry and flow-through methods, were investigated. The DNA sensor could detect the target bacteria in a range of  $10^3$ - $10^8$  CFU/ml within several minutes after 2 hrs PCR time.

### Phytochemical Extraction and Their Potential to Inhibit Low Density Lipid Oxidation

Danielle Julie Carrier, Associate Professor, Biological & Agricultural Engineering, UAF

Ed Clausen, Professor, Chemical Engineering, UAF

Jackson Lay, Director, Mass Spectrometry Facility, UAF  
Shanmugam Nagarajan, Assistant Professor, Children's Nutrition Center, UAMS

Sunny Wallace, Graduate Student, Biological & Agricultural Engineering, UAF

Walter Cooke, Graduate Student, Chemical Engineering, UAF

Justin Loveladay, Graduate Student, Chemical Engineering, UAF

Lijun Duan, Postdoctoral Associate, Chemical Engineering, UAF

Katie Vaughn, Research Technician, Biological & Agricultural Engineering, UAF

#### Objective:

1. To study milk thistle, watermelon, grape waste and *Albizia julibrissin* extraction by characterizing the extraction step and by replacing, if possible, organic solvents with water.

2. To couple the phytochemical extraction with energy conversion

3. To determine if the addition of milk thistle, watermelon, grape waste or *Albizia julibrissin* extracts can minimize electrophoretic mobility, and chemically and cell mediated low density lipid (LDL) oxidization.

#### Accomplishments:

In the southeastern U.S., *Albizia julibrissin* is receiving attention as a potential energy crop, with forage yields of 6-7.5 dry tons/acre/yr. *A. julibrissin* foliage contain 2 % (w/w)

of the flavonols hyperoside and quercitrin. The hyperoside and quercitrin content in bark, foliage, flowers and whole plant was determined. *A. julibrissin* biomass. Literature shows that hyperoside can inhibit *in vitro* low density lipid (LDL) oxidation. Thus, polyphenol extraction from *A. julibrissin* could possibly occur prior to its use as an energy crop, rendering added value to the producer. However, the key to effectively and economically extract high value compounds, such as flavonols, from energy crops is the ability to couple extraction with biomass conversion to energy. The use of water as an extraction solvent can facilitate the coupling of extraction to biomass conversion. We have shown that the polyphenols hyperoside and quercitrin can be extracted with hot water (Ekensair, et al. 2006).

To assess the biological activity of *A. julibrissin* and *Silybum marianum*, we focused on endothelial dysfunction diseases, such as stroke and atherosclerosis. An important component in the progression of endothelial dysfunction diseases is the formation of oxidized LDL. The atherogenic effects of oxidized LDL, namely damage to the vascular endothelium, have been demonstrated both *in vivo* and *in vitro*. Drs. Carrier, Clausen and Nagarajan are currently generating results with the chemically medicated LDL oxidization assay using silymarin and polyphenolics. Electrophoretic mobility and monocyte adhesion studies have been performed in Dr. Nagarajan's laboratory. A manuscript on the effect of *S. marianum* and their effect on LDL oxidization will be submitted shortly. A manuscript on the effect of *A. julibrissin* polyphenolics and their effect on LDL oxidization is in preparation.

### Precision Farming Technology for Developing Subsoiling Guidelines in Arkansas

Sreekala Bajwa, Assistant Professor, Biological & Agricultural Engineering, UAF

Gary Huitink, Associate Professor & Extension Engineer, Biological & Agricultural Engineering, Cooperative Extension Service, UAF

#### Objective:

The goal of the research is to evaluate precision technologies such as VERIS and remote sensing for identifying and mapping soil compaction levels in an agricultural field. Information on field soil compaction can be used for developing subsoiling guidelines in cotton agriculture in Arkansas. Avoiding subsoiling in a field can save up to \$15 per acre.

#### Accomplishments:

Field experiments were conducted in Arkansas Agricultural Experiment Station (AAES) field in Fayetteville, and a grower's field in Manila in 2004. The Fayetteville field ex-



# RESEARCH PROJECTS

## Biotechnology Engineering

periment included four treatments of different levels of compaction, and four replications. The Manila field did not have any experimental treatments. In this field, soil compaction was mapped with a digital cone penetrometer for identifying the annual compaction levels caused by normal agricultural operations in a cotton field, and to analyze its impact on cotton yield. Data collected from the Manila field include COTMAN data, soil compaction with a cone penetrometer, apparent electrical conductivity with a EM machine, and lint yield with a yield monitor. Data collected from the Fayetteville field include soil compaction with digital cone penetrometer, canopy reflectance with a spectro-radiometer, soil electrical conductivity with an EM unit and final lint yield. One set of remote sensing data was collected for Fayetteville field and three sets of remote sensing data were collected for Manila field.

Analysis of data from 2003-2004 showed that yield was not significantly ( $p > 0.05$ ) correlated to field compaction under normal regression. However, geographically weighted regression (GWR) that assumes the spatial non-stationarity in the data showed significant relationship between compaction and yield, as well as soil compaction and soil electrical conductivity. These relationships were not very consistent at shallow depth ( $< 12.5$  cm). Soil electrical conductivity showed very high correlation ( $r > 0.9$ ) with soil compaction in both fields. This research resulted in three publications.

### Predictive Models and Quantitative Risk Assessment Models for *Salmonella Typhimurium* and *Campylobacter jejuni* in Poultry Production, Processing and Distribution System

Yanbin Li, Professor, Biological & Agricultural Engineering, UAF

Phil Crandall, Professor, Food Science, UAF

Betty Swem, Research Specialist, Biological & Agricultural Engineering, UAF

Abani Pradhan, Graduate Student, Biological & Agricultural Engineering, UAF

Lin Cong, Graduate Student, Poultry Science, UAF

#### Objective:

1. To develop predictive models for the survival/growth/death and cross-contamination of *Campylobacter jejuni* and *Salmonella Typhimurium* on eggs, chickens, carcasses and processed meat during production and processing.

2. To develop quantitative risk assessment model for *S. Typhimurium* and *C. jejuni* in a poultry systems.

3. To perform quantitative microbial risk assessment of poultry products based on Monte Carlo simulation using @Risk software.

#### Accomplishments:

Experiments have been conducted to collect the data for *S. Typhimurium* and *C. jejuni* on eggs, chicks, chicken carcasses and cooked poultry meat and in processing water with various conditions (temperature, time, age of water, chlorine level, chemical spray and initial cell concentration). Predictive models have been developed for predicting survival/growth/destruction of *S. Typhimurium* and *C. jejuni* on chicken carcasses and in processing water. A cross-contamination model for poultry chilling process was also investigated. A probability model,  $P = 1/[1+\exp(-y)]$ , was developed based on the data, where P is the probability of an individual chicken drumstick being contaminated after chilling, and y is a linear function of treatment factors, pre-chill incidence, total chlorine level in chill water, and the age of chill water. This model can be used to predict post-chill contamination probability based on the pre-chill incidence and the chlorine level. Conversely, it also can be used to define the pre-chill percent contamination and chlorination requirement for controlling post-chill contamination. A quantitative risk assessment model has been developed based on the collected and reported data using Monte Carlo simulation. The risk model can present the probability of microbial hazards in terms of percentage of contaminated poultry products or pathogen level of each product for given processing conditions. The predictive microbial models will provide poultry processors with a powerful tool to analyze the survival/growth/death and cross-contamination of pathogenic bacteria on poultry products and in processing water under various processing conditions. The microbial risk assessment model will assist the poultry processor in their HACCP programs and risk management in a quantitative way. Consumers will benefit from safer poultry products and society will benefit from reduced foodborne diseases and related medical costs.

### Rapid Integration of Advanced Technology for Sensing, Characterization, and Control in Production and Processing of Biological Materials

Carl Griffis, Professor, Biological & Agricultural Engineering, UAF

#### Objective:

1. To develop innovative methods for sensing quality and safety of biological materials such as meats, fruits, vegetables,

grains, and other commodities, using advanced electronics, biosensors, and computer models, and to integrate these methods into production and processing operations.

2. To characterize, control, and improve agricultural production and processing through advanced technology.

3. To enhance the safety and quality of agricultural products.

### **Accomplishments:**

- Machine Vision System for Examination of Rough Rice
- Development of the machine vision system for non-destructive examination of rough rice for insect and disease damage is nearly complete. Construction of the prototype device for delivery to the rice physiologist in Stuttgart is well under way.

## **Rapid Detection of Foodborn Pathogens and Pesticide Residues Using Biosensor Technologies**

Yanbin Li, Professor, Biological & Agricultural Engineering, UAF

Madhukar Varshney, Biological & Agricultural Engineering, UAF

Yibin Ying, Professor, Biosystems Engineering, ZJU, China

Weihuan Fang, Professor, Animal Science, ZJU, China

Ping Wang, Professor, Biomedical Engineering, ZJU, China

Jianping Wang, Professor of Food Engineering, ZJU, China

### **Objective:**

The overall goal of this research is to establish collaboration with scientists in Zhejiang University, China, in research for rapid detection of foodborne pathogens using biosensor technologies. The supporting objectives are:

1. To exchange visiting researchers for establishment of long-term collaboration in biosensor research; and

2. To develop magnetic beads and microfluidics based optical biosensor for rapid detection of *E. coli* O157:H7 in various foods.

### **Accomplishments:**

In the past year, four professors from Zhejiang University came to UA for a visit to the Biosensors and Bioinstrumentation Laboratory. In addition, Dr. Li visited Zhejiang University three times. Through this collaboration, a new bioanalysis instrumentation laboratory has been setup at Zhejiang University.

A chemiluminescent biosensor has been developed based on magnetic immunobeads and microfluidics for detection of *E. coli* O157:H7 in food samples. An impedance biosensor based on interdigitated microelectrode array was studied

for detection of pesticide residues in ready-to-eat foods. These biosensors could be able to detect target pathogens down to 100 cfu/ml (or cfu/g) or target pesticide residues down to 10 ppb in less than one hour.

The biosensors being developed in this project would provide the food industry, regulatory agencies, and consumers with more rapid, sensitive and cost-effective method for detection of pathogenic bacteria and pesticide residues in food products for ensuring food safety and food security. These biosensors will be rapid, specific, inexpensive, and portable for use in field or on site. The biosensors developed in this project will be further evaluated with different pathogenic bacteria in varieties of food samples in China.

# RESEARCH PROJECTS

---

## *Ecological Engineering*

### **A Low Impact Development Demonstration Habitat for Humanity Community in Rogers, Arkansas**

Marty Matlock, Associate Professor, Biological & Agricultural Engineering, UAF

Steve Luoni, Director, The Community Design Center, UAF

Aaron Gabriel, Project Architect, The Community Design Center, UAF

Mark Boyer, Landscape Architect, Department of Architecture, UAF

#### **Objective:**

The project team is working with the Benton County, Arkansas, Habitat for Humanity to design, construct, and manage a low impact development model community on five acres in Rogers, Arkansas. A concept for ecologically-friendly community design, which was adopted by the City of Rogers as a model for development, was developed

#### **Accomplishments:**

We are working with the CDC to educate local engineering consulting firms and developers on the advantages of low-impact development. We received authorization from the City of Rogers to proceed with construction in February 2006, and anticipate initiating construction on the first home by July 2006. Twelve homes will be constructed in the neighborhood, with a common park and meadow integrated with the stormwater runoff treatment system.

#### **Funding Sources:**

U. S. Environmental Protection Agency and Arkansas Natural Resources Conservation Commission.

### **A Watershed Nutrient Management Decision Support System for the Eucha Basin**

Marty Matlock, Associate Professor, Biological & Agricultural Engineering, UAF

Indrajeet Chaubey, Associate Professor, Biological & Agricultural Engineering, UAF

Brian Haggard, Associate Professor, Biological & Agricultural Engineering, UAF

#### **Objective:**

A team of scientists in Arkansas and Oklahoma are developing a watershed nutrient management decision support system (DSS) to improve land use and water resource management decision-making. The project efforts will be focused on the Eucha Basin, with results applicable to similar water-

sheds across the U.S. The Eucha basin was selected because nutrient management issues in this basin are representative of the political, economic, and ecological challenges facing resource managers across the U.S. The Eucha Basin includes Spavinaw Creek in northwestern Arkansas and drains into Lake Eucha in northeastern Oklahoma, a water supply reservoir for the city of Tulsa, Oklahoma. Water quality in the reservoir has been declining for several years in part due to increased algal growth resulting from increased phosphorus loads from point and nonpoint sources, including the land application of poultry litter. However, there is no clear threshold for managing water quality for algal growth, so there is no clear management endpoint for phosphorus loading to the reservoir.

The goal of this project is to develop a nutrient management decision and education support system (NMDESS) for developing comprehensive watershed nutrient management strategies for both agricultural and urban landscapes. The process of Analysis and Deliberation was used to develop this DSS. This process involves intensive discourse, both in public education sessions and private interviews, between the scientific community, watershed managers, and other stakeholders within the basin. NMDESS provides a risk-based approach to identifying substantial nutrient sources within watersheds based on site-specific terrestrial, atmospheric, and hydrologic components of nitrogen and phosphorus nutrient cycles. NMDESS integrates risk-based decision-making theory with geographic information system (GIS)-based watershed modeling (Soil and Water Assessment Tool, or SWAT) and reservoir modeling (CE-QUAL-W2) to create a decision support system that links land use practices with reservoir water quality.

#### **Accomplishments:**

This project engages community members, educators, policy makers, and scientists from two states to develop NMDESS, a watershed-based ecosystem management framework. The NMDESS framework is unique in its integration of chemical and biological measurements, *in situ* algal growth bioassessments, complex watershed and reservoir models, and stakeholder-developed scenario analyses. Land owners, policy makers, and other stakeholders will be able to analyze the impacts of a wide range of land management scenarios on water quality in the Eucha Basin using this on-line tool. The methods and tools for implementing NMDESS are applicable nationwide.

#### **Funding Sources:**

U. S. Department of Agriculture.

### **Air Quality Monitoring in Commercial Broiler Houses**

Sreekala Bajwa, Assistant Professor, Biological & Agricultural Engineering, UAF

Tom Costello, Associate Professor, Biological & Agricultural Engineering, UAF

Frank Jones, Extension Section Leader, Poultry Science

Susan Watkins, Extension Specialist, Poultry Science

Haritha Gadiraju, Graduate Student, Biological & Agricultural Engineering, UAF

#### **Objective:**

The project goal is to monitor emission of air pollutants, particularly ammonia and particulate matter from a commercial broiler production facility in Arkansas.

#### **Accomplishments:**

The project started in 2005. Base instrumentation for monitoring ammonia and particulate matter from confined animal feeding operations were acquired. Currently, these devices are being assembled and configured for installation at the commercial broiler house in Savoy. The data collection is expected to start in 2006.

### **Development of a Decision Support System and Data Needs for the Beaver Lake Watershed**

Indrajeet Chaubey, Associate Professor, Biological & Agricultural Engineering, UAF

Marty Matlock, Associate Professor, Biological & Agricultural Engineering, UAF

Tom Costello, Associate Professor, Biological & Agricultural Engineering, UAF

Brian Haggard, Associate Research Professor, Biological & Agricultural Engineering, UAF

Katie White, Graduate Student, Biological & Agricultural Engineering, UAF

#### **Objective:**

1. Organize the water quality data collected by various agencies involved with monitoring the Beaver Lake watershed into a GIS-linked database;

2. Develop a decision support system (DSS) (beta version) with limited scenario analyses to quantify effect of land management on stream and lake water quality; and

3. Outreach to Arkansas Soil and Water Conservation Commission, Arkansas Department of Environmental Quality, and other stakeholders on using the DSS and the GIS-linked water quality database.

#### **Accomplishments:**

The project was successfully completed and final report submitted to the Arkansas Natural Resources Commission. A GIS-based watershed DSS has been developed and is available for use at <http://www.cast.uark.edu/baegdss/>. We had a conducted a number of stakeholder meetings to obtain feedback on DSS and to train them on use of the DSS.

### **Development of an Integrated Water Conservation – Water Quality Program in the Arkansas Delta**

Indrajeet Chaubey, Associate Professor, Biological & Agricultural Engineering, UAF

Marty Matlock, Associate Professor, Biological & Agricultural Engineering, UAF

Earl Vories, Adjunct Professor, Biological & Agricultural Engineering, UAF

J. Popp, Assistant Professor, AEAB, UAF

Tom Costello, Associate Professor, Biological & Agricultural Engineering, UAF

Phil Tacker, Associate Professor, Biological & Agricultural Engineering, UAF

#### **Objective:**

The goal is to develop, implement, and evaluate a decision support system (DSS) for developing comprehensive watershed nutrient management strategies and water conservation. The DSS will integrate a GIS ecosystem model with a stakeholder-driven risk-based nutrient management and water conservation decision process, using economic and water quality data for validation. The DSS will have education and extension components that will be used to better inform policy makers in developing the most equitable regional water quality improvement strategies. We will accomplish this goal by completing the following objectives:

1. Quantify linkages among water use, water conservation, water quality, and ecosystem response at various geographic scales (farm-to-watershed scale).

2. Develop comprehensive cost-benefit analyses of the water conservation and water quality management practices to optimize row-crop agricultural production and water quality improvement.

3. Develop a GIS ecosystem model decision support system (DSS) to provide analyses of alternative agricultural practices, their effects on water quality, and associated economic and environmental benefits.

4. Develop education/demonstration programs to educate stakeholders (farmers, extension agents, state and federal agencies) on linkages among farm level activities and watershed scale water quality response.

# RESEARCH PROJECTS

## *Ecological Engineering*

### **Accomplishments:**

In 2005, eight paired fields were instrumented to quantify water balance, water conservation, and water quality as result of BMP implementation in rice production. The BMP tested were conventional irrigation and multiple inlet rice irrigation (MIRI). Results indicate that the MIRI result in significant water savings as compared to the conventional irrigation. In addition, quarterly water quality data were collected from various locations in the L'Anguille River to link water quality at field and watershed scales. We developed, calibrated and validated a SWAT model to evaluate response of various management scenarios on crop production, water conservation and water quality. We also developed a decision support system to help stakeholders make watershed management decision based on results from SWAT and economic modeling. We are currently having a series of stakeholder meetings to discuss various regulatory issues affecting agricultural production and water management in the watershed.

### **Development of a Statewide Nonpoint Source Pollution Plan for Arkansas**

Marty Matlock, Associate Professor, Biological & Agricultural Engineering, UAF

Indrajeet Chaubey, Assistant Professor, Biological & Agricultural Engineering, UAF

Brian Haggard, Associate Professor, Biological & Agricultural Engineering, UAF

### **Objective:**

Section 319 of the Clean Water Act requires that each state:

- Assess the waters of the state for impacts from nonpoint source pollution,
- Develop a management program outlining how the state intends to address the categorical sources of pollution and the impaired waters identified in the assessment; and
- Report annually to the Environmental Protection agency progress made in implementation of the program.

Arkansas' management program expired at the end of 2004. New State and Federal regulations, along with ever changing environmental conditions in the state, make it necessary to develop a major update of the current management program.

The ecological engineering group in BAEG developed an updated State Management Plan for 2005 through 2010. This plan considers the impact of new regulations regarding urban and agricultural runoff, updated water quality information, and improved management measures developed over the last decade. The EEG used the Soil and Water Assessment Tool (SWAT) and ArcView GIS to model impaired watersheds in the state and to target specific nonpoint source problem areas. An extensive consensus-building effort was

conducted including facilitated meetings with all State and Federal resource management agencies, local watershed action teams, agricultural commodity groups, and other non-government organizations. The results of the modeling and consensus building will be compiled into a single document which will be submitted by the Governor to the EPA on behalf of the State of Arkansas.

### **Accomplishments:**

The Nonpoint Source Management Plan establishes priorities for implementation of the section 319(H) Grant program and gives guidance to all State and Federal agencies in development of their environmental protection actions. In 2004, the section 319(h) program alone expended over six million dollars on nonpoint source management. The consensus building program being conducted as an element of this project brought together more than 60 individuals representing 51 different agencies, NGOs, or watershed teams to discuss workable management actions concerning categorical and watershed based programs. These management measures will be implemented in Arkansas over the next five years.

### **Funding Sources:**

U. S. Environmental Protection Agency and Arkansas Soil and Water Conservation Commission

### **Demonstration of a Greenway Development to Protect Ecological Services in Small Urban Streams**

Marty Matlock, Associate Professor, Biological & Agricultural Engineering, UAF

Indrajeet Chaubey, Associate Professor, Biological & Agricultural Engineering, UAF

Brian Haggard, Associate Professor, Biological & Agricultural Engineering, UAF

### **Objective:**

The city of Rogers, Arkansas, is part of the rapidly growing metropolitan area of Northwest Arkansas. In 2003, this area was determined by the Milken Institute to be the best performing metropolitan area in terms of business development. The urbanization of historically agricultural land has stressed infrastructure to the limit. Alternatives to the current practices are needed to maintain more natural conditions in the streams.

A demonstration project on use of riparian corridors as greenway parks is being conducted by the City of Rogers, BAEG, the Arkansas Water Resource Center, and Rogers Public Schools. A natural design is being provided to maintain ecological services in 4,900 feet of the Blossom Branch Creek. The BAEG conducted analysis of the ecological services, hydrology, and geomorphology; designed a greenway park; supervised construction of the project; and is evaluat-

ing the results. Local and national technology transfer workshops were held at the site for city planners, city engineers and developers to adopt more sensitive drainage practices in their development plans.

### **Accomplishments:**

The City of Rogers, Arkansas, adopted the Urban Greenway into its comprehensive growth master plan for the city. Plans are currently underway to connect this demonstration with an additional 23 miles of greenway virtually encircling the city, and to connect to the trail system of the City of Bentonville, Arkansas. As a result, ecological services of the headwater streams draining this rapidly expanding town will be retained and the impacts of the development will be significantly lessened.

### **Funding Sources:**

U. S. Environmental Protection Agency and Arkansas Soil and Water Conservation Commission.

## **Differentiating Runoff Contributing Areas from Pastures for Phosphorus Management**

Indrajeet Chaubey, Associate Professor, Biological & Agricultural Engineering, UAF

Brian Haggard, Associate Research Professor, Biological & Agricultural Engineering, UAF

Tom Costello, Associate Professor, Biological & Agricultural Engineering, UAF

Katie White, Graduate Student, Biological & Agricultural Engineering, UAF

### **Objective:**

1. Develop and test a field-scale methodology to measure the location of different runoff-contributing areas from pastureland; and
2. Relate the spatial variability of field runoff in pastureland to hydrologic, topographic, and soil characteristics.

### **Accomplishments:**

We established three fields with a high density of surface runoff sensors, sub-surface saturation sensors, rain gauges, shallow groundwater wells, and H-flumes with data loggers to monitor flow and water quality from these plots. In addition, a detailed ground penetrating radar (GPR) survey has been conducted to collect data on geologic characteristics of these fields. Rainfall-runoff and water quality data for all events since May 2004 were collected and analyzed. The results indicate that both infiltration excess and saturation excess runoff occur in these fields; however, the infiltration excess runoff dominates the upper portion of the hillslopes. Currently, a mathematical model to extrapolate the results from field-scale to watershed scale is being developed so that effective watershed management can be made to identify and manage runoff producing areas.

We organized several education tours of undergraduate and graduate students. In addition, the site has been visited by researchers and faculty from various universities and programs.

## **Engineering Design and Evaluation of Animal Waste Management Systems in Arkansas**

Thomas A. Costello, Associate Professor, Biological & Agricultural Engineering, UAF

Indrajeet Chaubey, Associate Professor, Biological & Agricultural Engineering, UAF

Larry A. Roe, Associate Professor, Mechanical Engineering, UAF

Frank Jones, Research Professor and Extension Section Leader, Cooperative Extension Service, UAF

G. Tom Tabler, Project Manager, Center of Excellence for Poultry Science, UAF

### **Objective:**

To design, test and evaluate systems for storing, treating and utilizing animal waste, particularly poultry litter, including development of alternate uses for litter (such as direct combustion) and for management of litter application to minimize nonpoint source pollution.

### **Accomplishments:**

Many poultry farmers, operating in sensitive watersheds, are looking for alternative ways to utilize poultry litter. When litter is applied to pastures and hay fields, the SWAT model and other computer-based management tools can be used to select strategies that minimize runoff of nutrients. Use of the litter combustion technology could help offset land applications of manure and decrease the loading of nutrients into streams and lakes. Litter combustion in a biomass-fired furnace not only provides an alternate use of the manure, it can also decrease fossil fuel consumption (and costs) associated with space heating of poultry buildings. Commercial litter combustion technology is not mature; hence, testing and demonstrations are needed to measure their performance and estimate their potential environmental and economic impacts.

Efforts are continuing in the evaluation of commercial prototype litter to energy system, with the goal being to heat poultry buildings using poultry litter as a fuel. A litter-fired furnace built by an Arkansas manufacturer (Lynndale, Inc., Harrison) was tested at the UA Engineering Research Center (ERC) in the fall, 2004. Plans are to continue testing in 2005 in a commercial broiler production setting at the UA Applied Broiler Research Facility, near Savoy, Arkansas. On-farm testing will provide measures of furnace efficiency, emissions, labor requirements, and demonstrate the extent of litter incineration and ash production. Preliminary results from ERC testing indicated a need to improve system efficiency and

# RESEARCH PROJECTS

---

## *Ecological Engineering*

operational controls. The manufacturer is making modifications prior to the on-farm tests.

There is a potential for significant fossil fuel energy consumption by poultry growers to be offset by manure/litter combustion. Use of litter as an energy source has the extra environmental benefit of decreased phosphorus runoff associated with manure applications to land in sensitive watersheds dominated by poultry production. Phosphorus in ash can be marketed outside sensitive watersheds. Care is needed to insure that air emissions from the furnace protect air quality for farm workers and neighbors.

### **Environmental Resource Management to Develop Watershed Technologies and Management Tools**

Indrajeet Chaubey, Associate Professor, Biological & Agricultural Engineering, UAF

Sreekala Bajwa, Assistant Professor, Biological & Agricultural Engineering, UAF

Marty Matlock, Associate Professor, Biological & Agricultural Engineering, UAF

#### **Objective:**

The specific objectives of the project include using remote sensing for estimating channel morphology and stream bank erosion, as well as upland contribution of sediments to surface waters.

#### **Accomplishments:**

The project started in 2005. We have identified a channel stretch for which past data is available on channel morphology. Remote sensing data including LIDAR and broadband aerial photo (DOQQ) were acquired for this channel reach. Currently, these data are being processed to estimate channel morphology.

### **GIS Database Development and Watershed Modeling in the Arkansas Priority Watersheds**

Indrajeet Chaubey, Associate Professor, Biological & Agricultural Engineering, UAF

Marty Matlock, Associate Professor, Biological & Agricultural Engineering, UAF

Tom Costello, Associate Professor, Biological & Agricultural Engineering, UAF

#### **Objective:**

1. Prepare basic GIS data needed for the nine priority watersheds in Arkansas to model watershed response;
2. Calibrate SWAT model for hydrology and apply SWAT model to make watershed response predictions;

3. Train ASWCC personnel on use of GIS data and model;
4. Develop and publish user manual to use GIS data and SWAT model; and

5. Host GIS data base, and models in the Biological and Agricultural Engineering Watershed Modeling Laboratory.

#### **Accomplishments:**

A watershed modeling laboratory has been developed with the funding from this project. This laboratory currently supports research of a Ph.D. student, a Post Doctoral Research Associate, and a Research Technician.

We developed, calibrated, and validated Soil and Water Assessment Tool (SWAT) model in 11 priority watersheds in Arkansas. In addition, we are currently developing a SWAT model for all 11-digit HUC watersheds within each priority watershed. These models will be used to rank watersheds based on their relative contribution of flow, sediment, nutrient, and pesticide losses. These results can be used by various State and Federal agencies to develop watershed management plans and to target areas for BMP implementation to minimize nonpoint source pollution in these watersheds. The modeling results have also been directly used to develop a nonpoint source management plan by the Arkansas Natural Resources Commission.

### **Growth Chambers for Bio-Regenerative Life Support**

Thomas A. Costello, Associate Professor, Biological & Agricultural Engineering, UAF

Larry A. Roe, Associate Professor, Mechanical Engineering, UAF

William Dillahunty, Graduate Student, Biological & Agricultural Engineering, UAF

John Sager, Agricultural Engineer, Kennedy Space Center, NASA

Ray Wheeler, Plant Physiologist, Kennedy Space Center, NASA

#### **Objective:**

To develop and improve hardware and software for the control of experiments in bio-regenerative life support, including plant growth chambers and bio-reactors used to investigate human life support for long-term space missions.

#### **Accomplishments:**

Recent missions in human space flight involving the space shuttle and the International Space Station include life support systems which depend entirely upon transport of all needed oxygen, food and water from Earth, and subsequent return of wastes (absorbed carbon dioxide, food waste, human waste, packaging) back to Earth aboard the space craft. Long-term space missions, such as the establishment of outposts on Mars or the moon, will require regenerative life support systems because of the high cost of lifting large masses

of potable water, oxygen, and food into orbit and beyond. Controlled plant growth chambers provide astronauts with a system which can utilize by-products of life processes to grow food, capture and utilize nutrients, condense clean water, and generate oxygen. Bio-regenerative life support will essentially utilize greenhouses on a planetary outpost to help sustain the astronauts with a minimum of transported inputs other than energy. Controlling plant growth micro-environments to insure the life-sustaining productivity will require computer-based instrumentation and components for lighting, heating, cooling, chamber pressure, and gas composition control.

Biological engineers have established expertise in providing micro-environmental control for terrestrial (Earth) biological systems, such as greenhouse crops, and poultry/livestock rearing facilities. Faculty and student efforts at UA have focused that expertise to develop bio-regenerative life support systems, in collaboration with engineers and scientists at NASA's Kennedy Space Center (KSC). Biological engineering faculty have been working with undergraduate and graduate students to develop plant growth chambers which could be used to test crops in an environment similar to a Mars greenhouse.

Students designed, built, and tested a hypobaric growth chamber in 2002-2003 at the Biological Engineering Research Laboratories in Fayetteville. Their design placed first nationally in 2003 at the ASAE National Student Design Competition. The UA faculty adviser connected the students with NASA through contacts that were developed while working at KSC during the summers of 2002 and 2003.

The winning design has now formed the basis for further development and modeling of the system through graduate work funded by NASA. Work is underway to describe and predict heat transfer processes inside the growth chamber at sub-atmospheric pressure. Experiments will be conducted to test the heat transfer models. This work will lead to improved growth chamber designs that will provide an updated platform for extensive hypobaric crop research planned at KSC. Continued collaborations between NASA and UA faculty and students are helping to inspire and support our next generation of explorers, on earth, and in space.

### **Improving Cotton Irrigation Recommendations in Mid-South**

Sreekala Bajwa, Assistant Professor, Biological & Agricultural Engineering, UAF

Earl Vories, Adjunct Professor, Biological & Agricultural Engineering, UAF

#### **Objective:**

The research objective is to identify cotton plant's response to water stress as a change in canopy temperatures and to investigate the possibility of using that information for precise irrigation scheduling. This approach is expected to save the amount of water used for irrigation while using the water more effectively based on the needs of the plants.

#### **Accomplishments:**

Field experiments were conducted in 2003 and 2004 with three rates of irrigation on different cotton cultivars. Field data were collected on soil water tension, canopy reflectance, canopy temperature and weather on days when the field was relatively dry. In both years, the plots did not develop significant soil moisture tension at 40 cm depth. Consequently, there was no difference in the lint yield between the treatments. However, both canopy temperature based stress indices and canopy reflectance-based stress indices were able to identify the difference in moisture levels at shallow depths (20 cm) through plant response. This research indicated that plant-response based stress indicators are very sensitive to even mild levels of water stress in the plant, and therefore, they would make valuable contribution to irrigation scheduling programs, if incorporated. A final report has been submitted to Cotton Inc.

### **Improving Nutrient Management for Cotton Production in Arkansas**

Sreekala Bajwa, Assistant Professor, Biological & Agricultural Engineering, UAF

Morteza Mozzafari, Assistant Professor, Crop, Soil & Environmental Sciences, UAF

#### **Objective:**

The research objective for this project is to test if remote sensing could be a valuable indicator of nitrogen stress in cotton.

#### **Accomplishments:**

Field experiments were conducted in 2003-2005 period with five different rates of nitrogen. The crops were monitored for petiole nutrients. Field data were collected on canopy reflectance. Also, aerial remote sensing was performed. Data analysis did not show consistently significant correlation between canopy reflectance and petiole NO<sub>3</sub>-N. However, canopy reflectance was highly correlated to N application rates and petiole S content. Similarly, vegetative indices derived from aerial remote sensing showed moderate correlation with petiole NO<sub>3</sub>N. Currently, the aerial remote sensing data are being further analyzed to develop predictive relationship between cotton petiole NO<sub>3</sub>-N or N application rate and vegetative indices.



# RESEARCH PROJECTS

---

## *Ecological Engineering*

### **National Wadeable Stream Assessment – The Arkansas Component**

Marty Matlock, Associate Professor, Biological & Agricultural Engineering, UAF

Indrajeet Chaubey, Associate Professor, Biological & Agricultural Engineering, UAF

Brian Haggard, Associate Professor, Biological & Agricultural Engineering, UAF

#### **Objective:**

In order to make decisions on environmental issues, policy makers need statistically sound, comparable data. Data of this sort are available within individual states in some cases, but little data is available for nationwide use. Deviations in sampling procedures and differences in parameters sampled keep state environmental agencies from comparing data and keep federal agencies from being able to compile states data for national use.

The Wadeable Stream Assessment project was created by the Environmental Protection Agency to provide a statistically sound data set for all states that would be useful for large scale evaluations of stream health. The EPA set out to sample 500 sites in 36 states in the summer of 2004. The Ecological Engineering Group collected samples from 29 randomly selected sites all over the state from June to October 2004 for the EPA. Biological as well as physical parameters of the streams were measured.

#### **Accomplishments:**

This study promises to provide a status report on the condition and health of wadeable streams in the U.S. It is also meant to help build state capacity for monitoring and assessment, and to enhance and support integration of monitoring and assessment methods.

#### **Funding Sources:**

U. S. Environmental Protection Agency, Office of Research and Development.

### **Pesticide Pollution Risk Assessment and Mitigation Training in Arkansas Delta**

Sreekala Bajwa, Assistant Professor, Biological & Agricultural Engineering, UAF

Dennis Gardisser, Professor, Biological & Agricultural Engineering, UAF

Indrajeet Chaubey, Assistant Professor, Biological & Agricultural Engineering, UAF

Vibhava Vibhava, Graduate Student, Biological & Agricultural Engineering, UAF

#### **Objective:**

The research objectives were to identify pesticide pollution in the La' Anguille watershed in Arkansas Delta caused by the heavy agricultural pesticide usage, and model the risk of pollution to surface water bodies using GIS and water quality modeling tools. The knowledge gained through the study will be used to train stakeholders on pesticide pollution mitigation.

#### **Accomplishments:**

The project started October 2003. Two sets of clear Landsat data, one each from crop season in 2003 and 2004 were acquired. These data are currently being classified to obtain up to date information on land use and land cover. We also prepared a questionnaire and obtained feedback from selected commercial pesticide applicators in the L' Anguille watershed on the fields they apply chemicals, crop type, type of pesticide, rate of application, and time of application for both 2003 and 2004. The fields were also identified by the applicator on the color-infrared digital orthoquads. These fields are currently used for supervised classification of agriculture land cover types from the Landsat images. In 2004, five sampling locations along the L' Anguille River were identified, and water samples were collected three times in June, July and September. The water samples are being analyzed by Arkansas State Plant Board for pesticides such as Glyphosate, 2, 4-D, Molinate, Alachlor, Trifluralin, Fluometuron, Metribuzin, Propanil, Thiobencarb, Malathion, Metolachlor, Methyl Parathion, and Command. The first set of water samples showed presence of pesticides such as metolachlor, atrazine and propiconazole. GIS data on soil hydro-geological properties were ordered from NRCS through GIS lab (CSES). Modeling of rainfall-runoff dynamics with SWAT model using USDA database for L' Anguille watershed resulted in relatively low accuracy. An artificial neural network model for rainfall-runoff has resulted in R<sup>2</sup>-values of 0.99. The project will train and validate both SWAT and ANN models for sediment and pesticide transport. Pesticide data is available for only one sampling station in L' Anguille watershed for one year, 1997. We expect to finish calibration and validate the model by spring of 2006.

### **Optimizing BMPs, Water Quality, and Sustained Agriculture in the Lincoln Lake Watershed**

Indrajeet Chaubey, Associate Professor, Biological & Agricultural Engineering, UAF

Tom Costello, Associate Professor, Biological & Agricultural Engineering, UAF

Karl VanDevender, Professor & Extension Engineer, Biological & Agricultural Engineering, Cooperative Extension Service, UAF

M.A. Nelson, Assistant Professor, Arkansas Water Resources

K. Teague, Cooperative Extension Service, UA

M. Steele, Cooperative Extension Service, UA

### **Objective:**

1. Develop an integrated watershed management plan by incorporating a process of public participation, issue identification, and consensus building;

2. Collect chemical and biological stream and Lincoln Lake water quality data to determine the improvement in water quality as a result of previously implemented BMPs and to indicate problems that should be the focus of future BMP implementation;

3. Perform a GIS-based integrated assessment of resource allocation, BMP effectiveness and BMP needs that can sustain long-term agricultural production in the watershed while maintaining environmental quality; and

4. Organize field trips/demonstration of stakeholders, farmers, and state agencies to educate them on the integrated watershed management process and linkages between farm-level production and water quality.

### **Accomplishments:**

All of the objectives of this project have been completed. A final report was submitted to the Arkansas Natural Resources Commission. Based on the results obtained from this project, we secured a Conservation Effectiveness Assessment Project (CEAP) entitled, "Effectiveness and optimization of BMPs in improving water quality from an agricultural watershed." Dr. Chaubey is the project principal investigator and the project is funded by the USDA-CSREES. The total amount of funding is \$650,000 for three years.

## **Recombining Fluvial Geomorphology and Urban Morphology: Riparian Meadows, Mounds, and Rooms in Urban Greenways**

Marty Matlock, Associate Professor, Biological & Agricultural Engineering, UAF

Indrajeet Chaubey, Associate Professor, Biological & Agricultural Engineering, UAF

Brian Haggard, Associate Professor, Biological & Agricultural Engineering, UAF

### **Objective:**

Town Branch Creek in Warren, Arkansas, frequently floods streets in the downtown area of the city creating a public health and safety problem. In addition, the eroded condition of the stream has caused it to become an aesthetic liability, and the stream no longer supports normal aquatic flora and fauna. The City of Warren is working to improve its down-

town area by upgrading the quality of the urban environment. Walking trails and improved storefronts are integral to their plan. Utilization of the flood prone area adjacent to Town Branch Creek is a promising element of this downtown restoration project.

The Warren CityScapes committee of the City of Warren secured grant funding from the Arkansas Forestry Commission to conduct preliminary planning on restoration of Town Branch Creek. The Biological and Agricultural Engineering Department (BAEG) and the UA Community Design Center (CDC) worked with the CityScapes committee to evaluate and plan an urban greenway along Town Branch through the heart of downtown Warren. BAEG conducted ecological, geomorphological and hydrological assessments of the stream. The CDC used the results of the assessment to design a greenway park along the creek.

### **Accomplishments:**

A plan has been presented to Warren that recommends enlarging culverts in the downtown area to reduce flooding, widening of the floodplain along the stream to reduce erosion problems, and replacing riparian vegetation. The CDC developed a plan for the greenway park which widened the floodplain and utilized the surplus material to build mounds of earth that function as park facilities. "Riparian Meadows, Mounds and Rooms," was the winner of the 2005 Honor Award in Urban and Regional Design presented by the American Institute of Architects.

### **Funding Sources:**

UA Division of Agriculture.

## **Sustainable Agriculture and Water Resources in Arkansas: A Bioenvironmental Engineering Solution**

Indrajeet Chaubey, Associate Professor, Biological & Agricultural Engineering, UAF

Marty Matlock, Associate Professor, Biological & Agricultural Engineering, UAF

Tom Costello, Associate Professor, Biological & Agricultural Engineering, UAF

Earl Vories, Adjunct Professor, Biological & Agricultural Engineering, UAF

Brian Haggard, Associate Professor, Biological & Agricultural Engineering, UAF

### **Objective:**

The overall goal of this project is to address water quantity and quality problems in Arkansas. We have identified three specific needs that will be addressed in this project:

1. Estimation of water budget and ET measurement to accurately predict crop water requirements in Arkansas Delta ;

# RESEARCH PROJECTS

## *Ecological Engineering*

2. Quantification of external P load threshold for drinking water quality management in the Beaver Lake; and
3. Quantification of pharmaceutical and antibiotic residuals in streams in Northwest Arkansas.

The following objectives will be accomplished in this project:

- Quantify linkages among water use, water conservation, water quality, and ecosystem response at various geographic scales (farm to watershed scale).
- Develop seasonal external P load thresholds for Beaver Lake using in situ bioassays.
- Measure and assess concentrations of pharmaceutical and antibiotic residuals in water samples from northwest and north-central Arkansas streams.
- Disseminate information to state/federal agencies, stakeholders, and other interested groups.

This project supplements another ongoing project entitled, "Development of a Decision Support System and Data Needs in the Beaver Lake Watershed," funded by the USEPA under 319 (H) program. All the data collected will become part of the Decision Support System. The two projects will thus work synergistically and provide a much stronger tool for water quality management.

### **Accomplishments:**

In 2005, we instrumented four paired fields to quantify water balance, water conservation, and water quality as result of BMP implementation in rice production. The BMP tested were conventional irrigation and multiple inlet rice irrigation (MIRI). Results indicate that the MIRI result in significant water savings as compared to the conventional irrigation. In addition, quarterly water quality data were collected from various locations in the L'Angeuille River to link water quality at field and watershed scales. We have developed, calibrated and validated a SWAT model to evaluate response of various management scenarios on crop production, water conservation and water quality.

## **SWAT Modeling in the Illinois River Watershed**

Indrajeet Chaubey, Associate Professor, Biological & Agricultural Engineering, UAF

Marty Matlock, Associate Professor, Biological & Agricultural Engineering, UAF

### **Objective:**

The specific objectives of this project are to:

1. Prepare GIS data needed for SWAT modeling of flow and P transport through the watershed;

2. Update the nonpoint and point source input information for the watershed using currently available animal production and point source concentration data;

3. Calibrate and validate the SWAT model for the Illinois River Drainage Area separately for base flow and storm flow, and P loads (monthly conditions); and

4. Implement the SWAT model to evaluate the effects of alternative watershed management scenarios on P transport and resulting P stream loads.

### **Accomplishments:**

All the project tasks have been completed and a final report was submitted to the Arkansas Natural Resources Commission.

## **Use Attainability and Water Quality Assessment of Coffee Creek, Mossy Lake, and the Ouachita River, Southern Arkansas**

Marty Matlock, Associate Professor, Biological & Agricultural Engineering, UAF

Indrajeet Chaubey, Associate Professor, Biological & Agricultural Engineering, UAF

Brian Haggard, Associate Professor, Biological & Agricultural Engineering, UAF

### **Objective:**

Arkansas and Louisiana Departments of Environmental Quality have designated the Ouachita River to support the propagation of fish and wildlife, primary and secondary contact recreation, perennial Gulf Coast fisheries, public, industrial, and agriculture water supply. Previous assessments in southeastern Arkansas have shown that water quality standards are not being met and have called for additional study in order to more accurately maintain these uses. Mossy Lake and Coffee Creek are used to treat effluent from Georgia-Pacific and the City of Crossett, Arkansas, before entering the Ouachita River. They flood approximately 60 percent of the year. It is unknown if Mossy Lake and Coffee Creek can support additional uses other than its designated industrial water supply.

The goal of this project is to perform a water quality assessment of the Ouachita River and to determine if aquatic life uses are attainable in Coffee Creek and Mossy Lake. In order to address previous data gaps, more complete assessment methods will be used. Data to be collected include: water quality field measurements, physical water conditions, analytical water analysis, sediment analysis, habitat assessment, fish and macroinvertebrate community assessment. All

sampling protocols will meet ADEQ requirements and ultra-clean metal sampling methods will be employed.

**Accomplishments:**

This project will assess the current water quality status of the Ouachita River, Coffee Creek and Mossy Lake. This information will be used in better management practices in southeast Arkansas and northeastern Louisiana.

**Funding Sources:**

U. S. Environmental Protection Agency and Parsons Engineering.

### **Use Attainability and Water Quality Assessment of the Illinois and Kings River in Northwest Arkansas**

Marty Matlock, Associate Professor, Biological & Agricultural Engineering, UAF

Indrajeet Chaubey, Associate Professor, Biological & Agricultural Engineering, UAF

Brian Haggard, Adjunct Associate Professor, Biological & Agricultural Engineering, UAF

**Objective:**

The purpose of this project was to collect water quality and biological data for selected water bodies in the Illinois and Kings River watersheds in northwest Arkansas to assess attainment of the aquatic life use in those watersheds. Of particular interest were the areas above and below wastewater treatment plants of the Cities of Rogers, Springdale, Prairie Grove, and Berryville, Arkansas.

The Ecological Engineering Group conducted the water quality assessment of the Illinois and Kings Rivers to determine if aquatic life uses were impacted by wastewater treatment plant outfalls. Data collected included: water quality field measurements, physical water conditions, analytical water analysis, algal species and productivity, habitat assessment, geomorphologic assessment, and fish and macroinvertebrate community assessment.

**Accomplishments:**

This project provided critical information regarding the complex nature of water quality degradation from human activities in Northwest Arkansas. Specifically, the results of this research demonstrated the importance of sediment as a pollutant in rivers and streams in the region, and provided a landscape context for the processes of nutrient uptake and impact on trophic status of streams.

**Funding Sources:**

U. S. Environmental Protection Agency and Parsons Engineering.

# EXTENSION PROJECTS

---

## *Extension and Outreach Programs*

### **Agricultural Chemical Applications**

Dennis Gardisser, Professor & Extension Engineer, Biological & Agricultural Engineering, Cooperative Extension Service, UAF

#### **Objective:**

1. Improve chemical application efficiency—to increase efficacy;
2. Reduce the potential for drift and demonstrate ways to be better environmental stewards; and
3. Provide guidance for new pests, i.e., west Nile virus and soybean rust.

#### **Accomplishments:**

The primary emphasis of this program continues to be making chemical applications safer and more effective. Concepts have been directed at reducing drift, making applications more uniform, and ensuring that chemicals are placed on the target in a form that will enhance the mode of action. A variety of teaching techniques, from hands-on field demonstrations to classroom instruction, have been used to convey recommended practices. Over 1,000 aircraft pattern analyses were performed on more than 150 Arkansas aircraft for both spray and granular type applications at eleven agricultural aviation workshops conducted by Extension. Several field trials are being conducted to assist applicators with variable rate – prescription applications. Ground application workshops have also been conducted featuring specifically targeted instruction to enhance chemical applications for the following general group categories: ground operated custom applicators, cattlemen, lawn and turf, row crop producers, forestry, research and technology, agricultural chemical development, rights-of-way sprayers, and marketing groups. In addition, several new concepts have been evaluated and adopted by equipment manufacturers.

Drift reduction demonstrations were conducted at four aerial application workshops again this year to help applicators determine the effects of several different operating parameters. These parameters included: application speed and height, use of drift control agents, nozzle setup and design, and operating pressure. A major effort was made at this year's fly-ins to help aerial applicators correctly calibrate their equipment to help avoid major drift concerns. This year's workshop included a strong emphasis on application safety to reduce drift complaints and reduce aircraft accidents.

Extension has also provided many additional government agencies with guidance and assistance concerning chemical application problems. Extension is assisting the EPA by serving on the new Drift Reduction Technology (DRT) advisory committee.

Application guidelines were developed and presented as an ongoing part of pesticide license recertification for all types of commercial and private applicators.

I continue to provide leadership with the "National Drift Minimization Coalition," and serve as the technology cochair for that group. I served on the new PAASS (Professional Aerial Applicator Support System) content committee and have assisted with that program on numerous phone conferences and the development of the 2006 program "Spray System Maintenance."

Calibration workshops and application accuracy demonstrations for all types of chemical applications will continue to be a major focus.

### **Controlled Ambient Aeration as a Pest Management Strategy in Stored Rice**

Terry J. Siebenmorgen, Professor, Food Science, UAF

Frank Arthur, USDA-ARS, GPMRC

Lloyd T. Wilson, Professor, Entomology, Texas A&M University

Dennis Gardisser, Professor & Extension Engineer, Biological & Agricultural Engineering, Cooperative Extension Service, UAF

Michael Boyd, Entomologist, University of Missouri Delta Research Center

#### **Objective:**

1. Survey county agents in Texas, Louisiana, Arkansas, and Missouri to determine current rice storage practices on the farm, including: aeration practices, pesticide use practices, and historical predatory insect problems. (Year one)
2. Use controlled ambient aeration in farm-scale bins of rice (in the southern and delta rice-growing regions) to reduce insect populations while maintaining rice quality. (Years one and two)
3. Use controller data to generate an actual cost analysis for controlled aeration vs. fumigation. (Years one and two)
4. Use climatological data to develop aeration management strategies for stored rice throughout the rice-growing region in the Southern U.S. (Years two and three)
5. Through extension publications, field days, meetings, web sites, and other venues provide rice producers, county extension agents, consultants, and other interested parties with recommendations for effective inhibition of insects using controlled aeration. (Year three)

#### **Accomplishments:**

Rice producers in all four states have been surveyed. Arkansas had 152 completed responses. A regional survey summary has not been completed. Rice producers/ cooperators

were identified in Texas, Missouri, and Arkansas. Bins from cooperators in each of these states were utilized to pursue objectives 1 and 2. Data from these bins is being processed—all still have rice in them or have just recently been emptied.

This project finished in September, but the benefits and information is still being utilized by growers to incorporate temperature control practices into their normal strategy for controlling insects.

### **Equipment and Techniques for Reduced Tillage and No-tillage (Corn, Grain Sorghum, Rice, Soybeans, Wheat, and Cotton)**

Gary Huitink, Associate Professor & Extension Engineer, Biological & Agricultural Engineering, Cooperative Extension Service, UAF

#### **Objective:**

Provide seeding equipment recommendations that meet Arkansas growers' needs, i.e., to achieve rapid emergence of corn, grain sorghum, rice, soybeans, wheat and cotton in no-tillage and reduced tillage environments.

Provide recommendations that assist in reducing Arkansas growers' costs of grain and cotton production.

Provide recommendations that help Arkansas growers reduce soil loss from their grain and cotton fields in order to reduce sediment loads in streams that drain cropped watersheds, to further the accomplishment of soon-to-be mandated TMDL criteria.

#### **Accomplishments:**

Consultation and meetings provided growers practical techniques to improve seeding corn, cotton, rice, soybeans and wheat. Replicated studies have demonstrated the effectiveness of direct seeding, crop rotation and reduced traffic for these crops; county agents, consultants, growers, and others are using these data and recommendations. In excess of two-thirds of the wheat crop and more than one-third of the soybean crop were direct-seeded (no-tillage). More than one million acres were subsoiled during the fall of 2005 in Arkansas, using recommendations based on UA research and education. Subsoiling developments pioneered in Arkansas are being imitated in educational efforts in Alabama, Illinois, Iowa, Louisiana, Mississippi, Missouri, Tennessee and other states.

The Cooperative Extension Service has developed guidelines, based on research and demonstration. Power Point presentations have been provided. The University of Arkansas Cooperative Extension Service guidelines are also available in print and on the Cooperative Extension Service web site.

### **Farm Safety Programs**

Gary Huitink, Associate Professor & Extension Engineer, Biological & Agricultural Engineering, Cooperative Extension Service, UAF

Jeremy Wesson, Arkansas Farm Bureau, Safety Director, Arkansas Farm Bureau

Larry Davis, Safety Director, Southern Ginners Association, Memphis, TN

#### **Objective:**

The primary thrust is educating rural residents on ways to avoid common hazards.

Special emphasis was placed on traffic safety where farm equipment and other agricultural operations are using rural roads.

#### **Accomplishments:**

Agriculture is a dangerous work environment; however, farm fatalities in Arkansas have declined from 19 in 1999 down to 10 in 2003 and only 4 in the latest complete UACES data base for 2004. A variety of educational activities have emphasized reducing farm injuries and fatalities in Arkansas. More than 500 farm owners, managers, workers, gin owners, gin managers, consultants, and safety personnel participated in meetings addressing farm safety issues only. Many other production meetings included hazards and safety as one of the topics. More than 150 gin personnel attended one of three programs addressing entanglement hazards and rechecking the effectiveness of the proximity switches and other safety devices in their cotton gins, conducted jointly by the University of Arkansas Cooperative Extension Service and the Southern Cotton Ginners' Association. Alabama, Nebraska and Kansas Extension Services have referenced our "Tornado Safety" fact sheet and many other states have adopted portions of it since it was placed on our web site several years ago. Pennsylvania State University has used elements of "Lawn Mower Safety" and "Tractor Safety" fact sheets. The U.S. Forest Service now uses portions of our "Chain Saw Safety" fact sheet for reference and training. We now have ten fact sheets and four videos available for loan posted on our web site.

# EXTENSION PROJECTS

---

## *Extension and Outreach Programs*

### **Harvest Equipment Selection, Maintenance and Fine-Tuning (Adjustments for Cotton, Corn Grain Sorghum, Rice, Soybeans, and Wheat)**

Gary Huitink, Associate Professor & Extension Engineer, Biological & Agricultural Engineering, Cooperative Extension Service, UAF

#### **Objective:**

Provide harvest equipment recommendations that improve profit and meet Arkansas growers' needs, i.e., reduce harvest operation cost, harvest delays and field losses of corn, cotton, grain sorghum, soybeans, and wheat.

Provide recommendations that will assist in reducing Arkansas growers' costs of grain and cotton production.

#### **Accomplishments:**

Consultation and meetings provided growers practical techniques to improve combine adjustments, measure, and reduce field loss of corn, sorghum, rice, soybeans, and wheat. Growers have requested assistance from the Extension engineer or crop specialists in agronomy to obtain the proper harvest attachments. Others attended meetings to receive maintenance and fine-tune harvesting tips. The Rice Production Manual was updated this year.

The University of Arkansas Cooperative Extension Service guidelines for cotton and the grains are also available in print and on the Cooperative Extension Service web site.

### **Nutrient Management Education to Protect Water Quality**

Mike Daniels, Associated Professor & Extension Environmental Management Specialist, Environmental and Natural Resources Section, Cooperative Extension Service, UA

Karl VanDevender, Professor & Extension Engineer, Biological & Agricultural Engineering, Cooperative Extension Service, UAF

Melony Wilson, Nutrient Management Training Coordinator, Environmental and Natural Resources Section, Cooperative Extension Service, UA

Patrick Fisk, Land Resource Specialist Poultry, Arkansas Natural Resources Commission

Keith Brown, Manager State Permits Branch Water Division, Arkansas Department of Environmental Quality

Wavey Austin, Environmental Engineer, UDSA Natural Resources Conservation Commission

Helen Denniston, State Agronomist, UDSA Natural Resources Conservation Commission

#### **Objective:**

Increasing concerns regarding the potential adverse effects of animal manure and commercial fertilizers has increased the desired knowledge and skill level of land and nutrient managers. Previously only the Arkansas Department of Environmental Quality's (ADEQ) Regulation No. 5 required producers utilizing water to manage animal manure be permitted and receive annual training. Recently, the Arkansas Natural Resources Commission (ANRC) has enacted regulations that designate those watersheds to flow into Okalahoma and Missouri as Nutrient Surplus Areas. They also require certified Nutrient Applicators, and plans written by Certified Nutrient Planners within the Nutrient Surplus Areas. Both certification processes are based on the concept of providing training to increase the knowledge and skill levels of nutrient planners and applicators. To help assure technical adequacy, all developed Nutrient Management Plans must meet USDA Natural Resources Conservation Commission (NRCS) Standards. To provide the required training the University Of Arkansas Division Of Agriculture, Cooperative Extension Service (CES) received a \$1,353,399 EPA 319 technology transfer grant administered by the Arkansas Natural Resources Commission.

#### **Accomplishments:**

Utilizing these funds, CES with the input and support of ANRC, ADEQ, and NRCS developed presentation and printed materials for nutrient applicator meetings and nutrient planner workshops. With the support of the regulatory agencies, the 2.5 hour applicator meetings were designed to meet the legal requirements of both ADEQ's Regulation No. 5 and ANRC's Nutrient Surplus Regulations. This allowed livestock producers in the nutrient surplus areas to attend a single meeting and satisfy the requirements of two separate regulations. Collaborations between CES, NRCS, ANRC, and ADEQ resulted in 3.5 day Nutrient Planner Workshops where participants became certified to write plans that met the legal and technical requirements of ANRC, ADEQ and NRCS. By December 2005, more than 1500 individuals attended a nutrient applicator meeting and more than 70 individuals have become certified nutrient management planners.

### **On-Farm Grain Handling and Storage**

Dennis Gardisser, Professor & Extension Engineer, Biological & Agricultural Engineering, Cooperative Extension Service, UAF

#### **Objective:**

1. Improve efficiency of on-farm grain handling systems;
2. Maintain the best grain quality possible during on-farm storage; and
3. Help producers develop long-term management strategies to control insect population.

### **Accomplishments:**

Several producer programs were conducted to discuss general management procedures for those growers utilizing on-farm grain storage and drying. Growers were instructed how to optimize the use of existing facilities, with the primary emphasis being on efficiency and grain quality. Several workshops were conducted with commercial operators to enhance the quality of grain in the end product after storage. These programs were conducted with the cooperative assistance of the peer research group.

Corn production in Arkansas has risen sharply. The high air temperatures associated with harvest time in the Delta present some unique problems. Engineers have investigated batch and continuous flow dryers to enhance the on farm drying programs. Cooperative research projects are ongoing between extension and research faculty to learn the optimum operating characteristics for these dryers under Arkansas conditions for a variety of crop commodities.

Worked in concert with staff from the Arkansas Department of Corrections and other researchers to develop the most efficient operating guidelines for the Cummins facility. I am participating in a joint research project with food processing engineers and the staff at ADC to investigate alternative ways to control insects in rice storage – other than using chemicals. New controls have been developed to help better analyze energy conservation as well.

Additional information will be distributed to clientele in a timely manner as it is developed in applicable research projects. Plans are to involve more county agent staff, hands-on, with these projects as a training exercise.

## **Precision Agriculture**

Dennis Gardisser, Professor & Extension Engineer, Biological & Agricultural Engineering, Cooperative Extension Service, UAF

Sreekala Bajwa, Assistant Professor, Biological & Agricultural Engineering, UAF

Ahish Mishra, Graduate Student, Biological & Agricultural Engineering, UAF

Suzanne Wiley, GIS Specialist, Cooperative Extension Service, CES-Monticello, UA

### **Objective:**

1. Investigate practical potential for practical incorporation of precision agriculture practices; and
2. Coordinate efforts of many agricultural disciplines into a practical recommendation for producers.

### **Accomplishments:**

The Arkansas Precision Agriculture Working Group (ARPAWG) was formed to provide an avenue to better organize the many precision agriculture activities. This group has

had an initial organization meeting and is developing an Internet web page and a newsletter. Dr. Bajwa and I serve as co-chairs of ARPAWG and will serve as editors and coordinators for this effort.

One major activity has been to develop training opportunities for Arkansas youth on remote sensing and GIS databases. Agricultural chemical applicators have expressed a keen interest in utilizing GIS databases from GeoStor in their management schemes. This database will help them identify and log data in a much more efficient manner. Many pesticide applicators are utilizing GIS data to find and log application information. Several classes were conducted within the last year to provide guidance in this area. Coordination of multi-discipline and multi-state activities will continue. Additional practical applications will be investigated and demonstrated in the future.

### **Funding Sources:**

FSL, ADC funds.

## **Rice Irrigation Water Management for Water, Labor and Cost Savings**

Phil Tacker, Associate Professor & Extension Engineer, Biological & Agricultural Engineering, Cooperative Extension Service, UAF

Wayne Smith, Technical Support Specialist, Cooperative Extension Service, UAF

### **Objective:**

Conduct on-farm demonstrations of multiple inlet rice irrigation system (MIRI) and document its advantages and disadvantages on production size fields.

### **Accomplishments:**

Demonstrations on MIRI were conducted with 15 producers, in 10 counties, on 21 different fields. Additional MIRI work was coordinated through county agents and involved several other producers. Four counties had field tours that included Multiple Inlet irrigated fields. Conducted field comparison studies with four cooperators that showed an average water savings of 23% with MIRI:

- Craighead County: Parrish Farm, 18% less water with MIRI

- White County: Taylor Farm, 27% less water with MIRI

- St. Francis County: Hall Farm, 19% less water with MIRI

- Cross County: Imboden Farms, 29% less water with MIRI

Other Experiences/Observations:

1. Billy Linderman, in Lonoke County, questioned whether MIRI could help them at first, but after seeing the results from this year he plans to use it on more fields.

2. Dennis Fortenberry, in Greene County, found that the MIRI helped him get the field pumped back up quicker after his well went down during the summer.



# EXTENSION PROJECTS

---

## *Extension and Outreach Programs*

3. Randy Marsh, in Woodruff County, commented that he was better able to water a soybean field from the same well he used on rice because he was using multiple inlet in the rice field.

4. The MIRI not only reduced the water pumped but it was especially helpful in reducing the pumping cost since diesel was double the cost this year as compared to the 2004 season.

### **Using Cotton Gin Waste**

Gary Huitink, Associate Professor & Extension Engineer, Biological & Agricultural Engineering, Cooperative Extension Service, UAF

Julie Carrier, Associate Professor, Biological & Agricultural Engineering, UAF

Sreekala Bajwa, Assistant Professor, Biological & Agricultural Engineering, UAF

Billy Ussery, Ginner and Manager of Wabash Grain Company, Wabash, AR

#### **Objective:**

- Assist ginners and others to develop higher-value uses for gin waste;
- Investigate the components in gin waste that may foster fires in deep gin waste piles and mitigate the potential of fire; and
- Publish results in a Beltwide reference for cotton ginners.

#### **Accomplishments:**

Approaches to managing and marketing gin waste to gain value were explained to ginners who participated in the Annual Cotton Ginners' School in Stoneville, Mississippi, and specific recommendations were provided in individual consultations. More gin managers are utilizing basic research and guidelines to investigate creative higher-value alternate uses; in one case, using waste as a raw material to replace a portion of the wood normally used in a wood millwork industry. A developing use is for stabilizing construction sites to restrict the amount of sediment reaching streams. More cotton gins have contracted with firms providing cover for construction sites. Higher value options are desired, thus the growth of sales for entrepreneurs who have begun bagging and selling composted gin waste for horticultural use, one to regional Wal-Mart outlets is an advance.

A number of gins have contracted to supply gin waste to restore productivity to recently-shaped or graded fields. Gin managers continue to improve their approaches to use waste properly. Several gins including the Dumas Gin Company

sell all of their waste to wholesale clients. They have built their own compost turner and have improved their compost quality on the gin yard. They have had more requests for composted gin waste than their gin produced during the 2003, 2004 and 2005 cotton harvests. Gin managers are using contracts, bids and other arrangements to clear waste from gin property before the Arkansas April 15 pink bollworm cleanup deadline. Gin personnel are taking leadership to develop proper uses for waste and are meeting the regulatory standards of the Arkansas Department of Environmental Quality.

Preliminary studies on the chemical properties of gin waste indicate management of the composting procedure is essential to maintain quality. This information is too preliminary at this stage to implement in higher technology applications. Professionals throughout the cotton-producing states are working as a team to develop recommendations and nationwide training on utilizing gin waste.

<b>Investigator</b>	<b>Title</b>	<b>Agency</b>	<b>Dates</b>	<b>Amount</b>
Apple, Jason; Bajwa, Sreekala & Meullenet, Jean Francois	Use of Near-Infrared Spectroscopy to predict beef tenderness of several muscles	Arkansas Beef Council	2004-2006	\$86,299
Bajwa, Sreekala & Huitink, Gary	Precision Farming Technology for Developing Subsoiling Guidelines in Arkansas	Cotton Foundation	07/01/02-09/30/06	\$3,000
Bajwa, Sreekala & Vories, Earl	Improving Cotton Irrigation Recommendations in the Mid-South	Cotton Incorporated		\$10,000
Bajwa, Sreekala; Chaubey, Indrajeet; & Gardisser, Dennis	Pesticide Pollution Risk Assessment and Mitigation Training in Arkansas	US EPA		\$41,995
Carrier, Julie & Clausen, Ed	Quercitrin and Effect on Oxidative Stress	Arkansas Bioscience Institute	1/01/04-01/01/2005	\$42,745
Carrier, Julie & Erf, Gisela	Lycopene and Effect on Oxidative Stress	Arkansas Bioscience Institute	9/01/04-8/01/2006	\$76,954
Carrier, Julie, Clausen, Ed & King, Jerry	Alternative energy workshop	DOE SERBEP	1/1/06-12/31/06	\$48,000
Chaubey, Indrajeet	L'Anguille River Watershed Best Management Practices	EPA	3/01/04-7/31/05	\$31,900
Chaubey, Indrajeet	Development of a Decision Support System and Data Needs for the Beaver Lake Watershed	Arkansas Soil and Water Conservation Commission	8/01/02-7/31/05	\$269,973
Chaubey, Indrajeet	Quantification of Pathogen Losses from Swine Manure Treated Pasture Fields Under Chemical and Dietary Modification Conditions	USDA CSREES- Prime		\$22,838
Chaubey, Indrajeet & Haggard, Brian	Differentiating runoff contributing areas for effective water quality management	USDA/CSREES	8/01/03-7/31/05	\$75,000
Chaubey, Indrajeet & Matlock, Marty	Watershed Response Modeling in II-Digit Priority Watersheds in Arkansas	Arkansas Soil and Water Conservation Commission	10/01/05-3/31/07	\$76,104
Chaubey, Indrajeet & Matlock, Marty	SWAT Modeling in the Illinois River Watershed	Arkansas Soil and Water Conservation Commission	2004-2005	\$30,500

# GRANTS

---

<b>Investigator</b>	<b>Title</b>	<b>Agency</b>	<b>Dates</b>	<b>Amount</b>
Chaubey, Indrajeet & Matlock, Marty	GIS Database Development and Watershed Modeling in Arkansas Priority Watersheds	Arkansas Soil and Water Conservation Commission		\$60,871
Chaubey, Indrajeet & Popp, Jennie	Effectiveness and Optimization of BMP's in Improving Water Quality from an Agriculturally Dominated Watershed	USDA CSREES- Prime	9/15/05-9/14/08	\$650,000
Chaubey, Indrajeet, Matlock, Marty, & Bajwa, Sreekala	Environmental Resource Management to Develop Watershed Technologies and Management Tools	US EPA	6/07/05-3/31/08	\$148,800
Chaubey, Indrajeet; & Vories, Earl; & Matlock, Marty	Development of an integrated water quality-water management program in the Arkansas delta	USDA/CSREES	2003-2006	\$555,000
Chaubey, Indrajeet; Matlock, Marty; & Costello, Tom	GIS Database Development and Watershed Modeling in Arkansas Priority Watersheds	Arkansas Soil and Water Conservation Commission		\$85,184
Chaubey, Indrajeet; Matlock, Marty; & Vories, Earl	Sustainable Agriculture and Water Resources in Arkansas	US EPA	7/01/03-6/30/06	\$447,095
Clausen, Ed & Carrier, Julie	Fusel Oil Analysis and Recovery	Industry		\$4,993
Cochran, Mark & Haggard, Brian	NIWR: Effect of Reduced Effluent Phosphorus Concentrations at the Illinois River, Northwest Arkansas	US Geological Survey/Dept. of Interior		\$14,367
Costello, Thomas & Dillahunty, William	GSRP: Heat Transfer within a Hypobaric Plant Growth Chamber	NASA		\$24,000
Costello, Tom	Heat Transfer Within a Hypobaric Plant Growth Chamber	NASA	8/01/04-7/31/05	\$24,000
Costello, Tom, & Roe, Larry	Demonstration of On-Farm Litter Combustion	Arkansas Soil & Water Conservation Commission & Arkansas Dept. of Environmental Quality	9/01/03-8/31/05	\$250,000
Daniel, Tommy, DeLaune, Paul, & Cochran, Mark	Edge of Field Water Quality Monitoring from Various Management Practices in the Ozark Highlands	Arkansas Soil and Water Conservation Commission		\$298,347

<b>Investigator</b>	<b>Title</b>	<b>Agency</b>	<b>Dates</b>	<b>Amount</b>
Griffis, Carl & Bernhardt, John	Automated Non-Destructive Machine-Vision Systems for Inspection of Rough Rice	Rice Research and Promotion Board		\$24,610
Haggard, Brian	Haggard Research Support	USDA	10/01/04-9/30/05	\$47,425
Haggard, Brian	Research Support	USDA ARS		\$42,280
Haggard, Brian	Research Support	USDA/AAS		\$11,337
Haggard, Brian	Research Support	USDA/AAS		\$11,000
Kavdia, Mahendra	Endothelial Dysfunction in Diabetes Mellitus: Qualifying of Nitric Oxide		1/01/2004-5/30/2005	\$83,000
Kavdia, Mahendra	Nitric Oxide Transport in the Microcirculation	American Heart Association	1/1/2005-12/31/2008	\$260,000
Kavdia, Mahendra	Nicotine Induced Reactive Oxygen Species & Nitric Oxide Generation by VA		7/01/2004-6/15/2005	\$25,000
Kavdia, Mahendra	ABI: Endothelial Cell Dysfunction: Role of Oxidative Stress & Nitric Oxide	Arkansas Bioscience Institute		\$76,407
Kim, Jin-Woo	Engineering Ultrasensitive, Electrically Addressable Nanotube-Wire Nanosensors Through Controlled DNA-Nanotube Interfacing	USDA/CSREES-NRI	4/01/2005-3/31/2007	\$157,000
Kim, Jin-Woo	Development of a Bacterial Source Tracking and Apportionment Methodology Using DNA Microarrays and Luminex Microbeads, and Its Application in the Ozark Plateau	ABI	7/01/2005-6/30/2006	\$48,000
Kim, Jin-Woo	NER: Exploration of a Nano-Engineered Flagellar Motor Based TNT Detection System	NSF	7/15/2005-7/14/2006	\$135,000
Kim, Jin-Woo	Large-Scale DNA Associative Memories	NSF	7/15/2005-7/14/2008	\$316,419
Kim, Jin-Woo	Design & Fabrication of a Micro-Flagellar Motor Based Dynamo	NSF	5/01/2004-4/30/2007	\$209,834

# GRANTS

---

<b>Investigator</b>	<b>Title</b>	<b>Agency</b>	<b>Dates</b>	<b>Amount</b>
Kim, Jin-Woo	NUE: Integrating Nanoscale Science & Technology into Introductor Computer	NSF	6/01/2004-5/31/2006	\$99,062
Kim, Jin-Woo	Genome Enabled Medical Diagnosis Using a Biological Memory with In Vitro Learning	ABI	7/01/2003-6/30/2006	\$139,713
Kim, Jin-Woo	Theoretical and Experimental Validation of a DNA-Based Pattern Classifier	ABI	7/01/2004-6/30/2005	\$90,000
Kim, Jin-Woo	SURF: Cloning and Overexpression of Hyperthermostable Glucoamylase from and Extremophilic Archeon, Methanococcus jannaschii	Arkansas Department of Higher Education		\$3,070
Li, Yanbin	Eliminating Listeria Monocytogenes from ready-to-eat products	USDA/ARS	10/01/03-09/30/05	\$124,000
Li, Yanbin	Poultry Safety	BioDetection Instrumentation, Inc.	11/01/04-10/31/05	\$11,000
Li, Yanbin	Food Safety	USDA	7/01/03-6/30/05	\$95,805
Li, Yanbin	Biosensor for Rapid Detection of Pathogens in Poultry	USDA/CREES	8/01/04-7/31/05	\$40,000
Li, Yanbin	Rapid Detection of Foodburne Pathogens Using Biosensor Technology	USDA/FAS	8/02/04-7/31/06	\$45,000
Li, Yanbin	Systematic Approach to Microbial Risk Assessment; Producers thru Retailers	USDA/CSREES	9/15/00-9/14/05	\$228,280
Li, Yanbin	Visiting Industrial Scholar	Oak Ridge Associate Universities		\$600
Li, Yanbin	Poultry Safety	BioDetection Instrumentation, Inc.	11/01/04-10/31/05	\$20,000
Matlock, Marty	City of Rogers Urban Watershed Management Plan	LG/Rogers Utilities	10/01/02-7/31/05	\$151,950
Matlock, Marty	4 Yr Physical & Biological Stream Assessment & Monitoring Program.	LC/City of Fayetteville	12/01/04-11/30/08	\$10,512

<b>Investigator</b>	<b>Title</b>	<b>Agency</b>	<b>Dates</b>	<b>Amount</b>
Matlock, Marty	Wadable Stream Assessment for Arkansas	USEPA	6/1/04-8/30/05	\$220,000
Matlock, Marty	Using the Internet to Teach Market-Based Policies for Water Quality Management	USDA/CSREES	8/31/03-7/31/05	\$24,376
Matlock, Marty	Development of Lotic Ecosystem Trophic Status Index Using Periphytometer NG Non Government	NG/US/Pawnee Nation of OK	9/01/04-8/30/05	\$4,000
Matlock, Marty	Effective Stormwater and Sediment Control During Pipeline Construction Using a New Filter Fence Concept	US EPA/IPEC		\$11,000
Matlock, Marty	Stream Sampling for Nutrient Impairment	EPA		\$56,532
Matlock, Marty	Demonstration of Low Impact Development Best Management Practices	Arkansas Soil and Water Conservation Commission		\$69,999
Matlock, Marty	Adaptive Management Approach for Review of Arkansas NPS Management Plan	Arkansas Soil and Water Conservation Commission		\$222,880
Matlock, Marty	Use Attainability and Water Quality Assessment of Coffee Creek, Mossy Lake, and the Ouachita River, Southern Arkansas	Parson Engineering		\$12,126
Matlock, Marty	Use Attainability and Water Quality Assessment of Coffee Creek, Mossy Lake, and the Ouachita River, Southern Arkansas	Parson Engineering		\$66,200
Matlock, Marty	Adaptive Management Approach for Review of Arkansas NPS Management Plan			
Matlock, Marty & Chaubey, Indrajeet	Update of Arkansas Nonpoint Source Pollution Management Program	Arkansas Soil and Water Conservation Commission		\$99,329
Matlock, Marty & Haggard, Brian	Analysis of Land Use Impact on Stream Ecological Services in Fayetteville, Arkansas	City of Fayetteville, Arkansas		\$119,477

# GRANTS

---

<b>Investigator</b>	<b>Title</b>	<b>Agency</b>	<b>Dates</b>	<b>Amount</b>
Matlock, Marty & Haggard, Brian	Analysis of Land Use Impact on Steam Ecological Services in Fayetteville, Arkansas	City of Fayetteville, Arkansas		\$10,512
Matlock, Marty, Chaubey, Indrajeet & Haggard, Brian	Nutrient Management Decision Support System for the Eucha Basin	USDA/CSREES	8/01/03-7/31/05	\$686,000
McClung, Lincombe, Jodari, Ruter, Siebenmorgen, Terry & Osborn, Scott	Development of Selection Tools Associated with Components of Milling Yield in U.S. Long and Medium Grain Cultivars	Rice Foundation	9/01/04-8/31/06	\$81,875
Mozzafarim Morteza; Bajwa, Sreekala, et al.	Improving nutrient management for cotton production in Arkansas	Arkansas Soil Testing & Research Lab	2003-2006	\$178,658
Osborn, Scott & Matlock, Marty	Testing Potential of SDOX unit to Oxygenate Effluent into Spring Branch	City of Bentonville, Arkansas	2005	\$2,000
Osborn, Scott, & Matlock, Marty	Using Ozone to Remove MIB from Beaver Lake Water	Beaver Water	2005	\$3,000
Osborn, Scott, Huang, M, Matlock, Marty, Thompson, Craig, and McCain, A	Point Source Ozonation to Minimize Antibiotic Resistance- SBIR Phase 1	National Institute of Health	8/01/05-7/31/06	\$100,000
Tacker, Phil	Rice Irrigation Water Management for Water, Labor and Cost Savings	Rice Research and Promotion Board		\$31,960
Tacker, Phil; Lorence; & Tingle, Chris	Improving Technology Transfer for Profitable and Sustainable Soybean Production	Soybean Promotion Board		\$70,025
Vories, Earl	Improved Irrigation Efficiency and Reduced Potential for Surface Water Contamination Using intermittent plus Multiple-Inlet Irrigation in Rice Production	USDA CSREES- Prime		\$93,603
Vories, Earl	Improving Corn Irrigation Practices and Recommendations in Arkansas	Arkansas Corn & Grain Sorghum Board		\$20,861
Vories, Earl & Purcell, Larry	Soybean Drought Tolerance Research	Soybean Promotion Board		\$70,658
Vories, Earl & Tacker, Phil	Improving Yield and Yield Stability for Irrigated Soybean	Soybean Promotion Board		\$55,447
Vories, Earl, Purcell, Larry, & Dombek, Don	Ultra- Short Season Corn Hybrid Evaluation	Arkansas Corn & Grain Sorghum Board		\$17,500

## **Books:**

Chaubey, I., K.L. White, C.H. Green, J.G. Arnold, and R. Srinivasan. 2005. Phosphorus Modeling in Soil and Water Assessment Tool Model. Book Chapter edited by D. Radcliffe. In press.

Li, Y. 2005. Biosensors. In: CIGR Handbook of Agricultural Engineering VI: Information Technology, A. Munack (ed). The American Society of Agricultural Engineers, St. Joseph, MI.

Li, Y. and X. Su. 2005. Piezoelectric Sensors. In: Encyclopedia of Medical Devices and Instrumentation, J.G. Webster (ed). John Wiley & Sons, Hoboken, NJ.

Sabatier, P., Focht, W., Lubell, M., Trachtenberg, Z., Vedlitz, A., and Matlock, M.. Swimming Upstream: Collaborative Approaches to Watershed Management. Publisher: MIT Press – ISBN # 0-262-19520-8; March 2005.

## **Patents:**

Compadre, C.M., P.J. Breen, H. Salari, E.K. Fifer, D.L. Lattin, M.F. Slavik, Y. Li, T. O'Brien, A. Waldroup and T. Berg. 2005. Concentrated, Non-foaming Solution of Quaternary Ammonium Compounds and Methods of Use. US Patent No. 6,864,269, March 8, 2005.

Kim, J.W. "DNA-Based Associative Memories with In Vitro Semantic Processing," Invention disclosure pending, June 2005.

Kim, J.W. "Large Libraries of Non-Crosshybridizing DNA Oligonucleotides," Invention disclosure pending, June 2005.

Kim, J.W. "Nanofabrication Platform (nFAB) for Site-Directed Nanometer Assembly (sdna) of Structures and Circuits," Invention disclosure pending, June 2005.

Kim, J.W. "Near-Infrared (NIR) Responsive Concentric Gold Nanotube (gCNT) Rods," Invention disclosure pending, November 2005.

Li, Y., C. Jia, and A. Pradhan. 2005. An Interactive Computer Simulation Program for Prediction of Temperature, Water Content and Pathogens in Poultry Products During Thermal Processing. Invention Disclosure to University of Arkansas, December 5, 2005.

Osborn, G.S., M.D. Matlock, and S.S. Teltschik. 2005. System and Method for Dissolving Gases in Liquids. Non-Provisional Patent Application. Pub. No. US 2005/0279713 A1. Pub. Date Dec. 22, 2005.

Schultz, J.S. and K. Ye. System and method for detecting bioanalytes and method for producing a bioanalyte sensor. (2005) US patent #20050118726.

## **Refereed Publications:**

Al-Fandi, M., J.W. Kim, A. Malshe, S. Tung, J. Jenkins, and R. Pooran. 2005. Chemo-sensitivity and reliability of flagellar rotary motor in a MEMS microfluidic actuation system. *Sensors and Actuators B: Chemical*.

Bajwa, S. G. and E. Vories. 2005. Crop response indicators for water stress in cotton. Manuscript No. JCS05-061. *Journal of Cotton Science* (In Review: Submitted on 21 October 2005.)

Bajwa, S. G. and L. F. Tian. 2005. Soil fertility characterization in agricultural fields using hyperspectral remote sensing. *Transactions of the ASAE* 48(6): 2399-2407.

Bergeron, C., S. Gafner, D.J. Carrier, and E. Clausen. 2005. "Extraction of glutamine and flavonoid from skullcap." *Journal of Agricultural Food Chemistry*: 53: 3076-3080.

Charbonnet, D. G.S. Osborn, P.K. Haan, and M.D. Matlock. 2005. Application and validation of the spreadsheet method for determining SOD. *Trans. ASABE*. In Review.

Chaubey, I. and K.P. Sudheer. 2005. A framework to stochastically evaluate watershed models. *Proc. 2nd Indian International Conference on Artificial Intelligence Applications*. B. Prasad (ed.). pp 1095-1109. Invited and Peer Reviewed.

Chaubey, I., A. S. Cotter, T. A. Costello, and T. Soerens. 2005. Effect of DEM data resolution on SWAT output uncertainty. *Hydrol. Process.* 19:621-628.

Chaubey, I., Cotter, A.S., T.A. Costello, and T. Soerens. 2005. Effect of DEM data resolution on SWAT output uncertainty. *Journal of Hydrologic Processes* 19:621-628.

Chen, J., R. Deaton, M. Garzon, J.W. Kim, D. H. Wood, H. Bi, D. Carpenter, J. S. Lee, and Y. Z. Wang. 2005. "Sequence complexity of large libraries of DNA oligonucle-



# PUBLICATIONS

---

- otides," in DNA Computing: Preliminary Proceedings of the 11th International Workshop on DNA-Based Computers, N. Pierce and A. Carbone, (eds.), London, Ontario, Canada.
- Chen, J., R. Deaton, M. Garzon, J.W. Kim, D.H. Wood, H. Bi, D. Carpenter, and Y.Z. Wang. 2005. Characterization of the non-crosshybridizing DNA oligonucleotides manufactured in vitro. In: Ferretti C, Mauri G, Zandron C, editors. DNA computing: 10th international workshop on DNA computing. Lecture Notes in Computer Science 3384, Berlin:Springer-Verlag; p. 50-69.
- Clendenin, J., S. Tung, and J.W. Kim. 2005. "A microscale biosensor on integration of single-stranded DNAs and aligned multi-walled carbon nanotubes," in Proceedings of IEEE International Conference on Robotics and Biomimetics (ROBIO), Hong Kong, China.
- Clendenin, J., S. Tung, J.W. Kim, R. Deaton, and N. Kotagiri. 2005. "Development of an Electrically Addressable DNA-Based Aligned Multi-Walled Carbon Nanotube Nanosensor," in Proceedings of 5th IEEE Conference on Nanotechnology (IEEE-Nano 2005), Nagoya, Japan.
- Galloway, J.M., B.E. Haggard, M.T. Meyers, and W.R. Green. 2005. Occurrence of pharmaceuticals and other organic wastewater constituents in selected streams in northern Arkansas, 2004. U.S. Geological Survey Scientific Investigations Report 2005-5140, 31 pp.
- Griffis, C. L., T.A. Costello, and L.R. Verma. 2005. A Unified, Interactive Approach to Degree Program Accreditation and Quality Assurance. International Journal of Engineering Education. In Press.
- Guo, H., Hasegawa, N. Koshida, J.P. Leburton, D.J. Lockwood, S. Seal, and A. Stella (eds). The Electrochemical Society Proceedings Series, p. 479-494, Pennington, NJ. 2005.
- Haggard, B.E., P.B. DeLaune, D.R. Smith, and P.A. Moore. 2005. Nutrient and b17-estradiol loss in runoff water from various poultry litters. Journal of the American Water Resources Association 41(2):245-256.
- Haggard, B.E., P.A. Moore, and K.R. Brye. 2005. Effect of slope on runoff from a small variable slope box-plot. Journal of Environmental Hydrology 13:Paper25.
- Haggard, B.E., Moore, P.A. Jr., and P.B. DeLaune. 2005. Phosphorus flux from reservoir bottom sediments in Lake Eucha, Oklahoma. Journal of Environmental Quality 34:724-728.
- Haggard, B.E., E.H. Stanley, and D.E Storm. 2005. Nutrient retention in a point source enriched stream. Journal of the North American Benthological Society 24:29-47.
- Haggard, B.E., P.A. Vadas, D.R. Smith, P.B. DeLaune, and P.A. Moore. 2005. Effect of poultry litter to water ratios on extractable phosphorus content and its relation with runoff phosphorus concentrations. Biosystems Engineering 92(3):409-417.
- Hakibu, T., D.J. Carrier, L. Duan, and E. Clausen. 2005. "Pre and post harvesting processing of medicinal plants." Plant Genetic Resources Characterization & Utilization Journal 3: 304-313.
- Hakibu, T., D.J. Carrier, S. Sokhansanj, and T. Crowe. 2005. "Drying of feverfew (Tanacetum Parthenium L.)" Canadian Agricultural Biosystems Engineering 47: 3.57-3.61.
- Harmel, R.D., H.A. Torbert, P.B. DeLaune, B.E. Haggard, and R. Haney. 2005. Field Evaluation of Three Phosphorus Indices on New Application Sites in Texas. Journal of Soil and Water Conservation 60:29-42.
- Kandaswamy, J., S.G. Bajwa, and J.K. Apple. 2005. The effect of scanning angle on prediction of beef tenderness with color-infrared reflectance spectroscopy. Manuscript No. FPE-06044-2005. Transactions of the ASAE (In Review: Submitted on 25 August 2005.)
- Kandaswamy, J., S.G. Bajwa, and J.K. Apple. 2005. Chemometric modeling of fat, cholesterol and caloric content in fresh and cooked ground beef with NIR reflectance spectroscopy. In. Proc. of SiCON-Sensor for Industry Conference, Houston, TX, Feb 8-10, 2005. Piscataway, NJ: IEEE.
- Kavdia, M. A computational model for free radical transport in the microcirculation. Antioxidants and Redox Signaling. Accepted, 2005. Journal Impact factor=3.73.
- Kim, B., X. Su, and Y. Li. 2005. Evaluation of a capillary immunoassay system for detection of Salmonella Typhimurium in poultry products. Journal of Food Protection 68(9):1799-1803.
- Kim, J.W., D.P. Carpenter, and R. Deaton. 2005. Estimating the sequence complexity of a random oligonucleotide population using in vitro thermal melting and Cot analyses. Nanomedicine 1:220-230.

- Kim, J.W., S. Tung, and R. Deaton. 2005. "Interfacing micro-/nano-scale biological and abiological materials for bio/abio hybrid systems," in Proceedings of International Symposium on Nanoscale Devices, Materials, and Biological Systems: Fundamentals and Applications, PV 2004-13, M. Cahay, M. Urquidi-Macdonald, S. Bandyopadhyay, P.
- Lau, S., D.J. Carrier, B. Beitle, J. Lay, L. Howard, R. Liyanage, and C. Clausen. 2005. "Identification and quantification of glycoside flavonoids in the energy crop Kudzu." *Applied Biotechnology and Biochemistry*: 121-124:783-794.
- Li, Y. and X. Su. 2005. Microfluidics based optical biosensor for rapid detection of *Escherichia coli* O157:H7. *Journal of Rapid Methods and Automation in Microbiology* (accepted August 31, 2005).
- Matlock, M., R. Morgan, K. White, and R. Avery. 2005. An environmental risk assessment using CalTOX. In: *Environmental Exposure and Health (EEH 2005)*. Edited by: M.M. Aral, Georgia Institute of Technology, USA, C.A. Brebbia, Wessex Institute of Technology, UK, M.L. Maslia, ATSDR/CDC, USA and T. SINKS, NCEH, USA. Series: *The Sustainable World*, Vol 14. ISBN: 1-84564-029-2.
- Mishra, A., S. G. Bajwa, and R. J. Norman. 2005. Spectrometry for rice canopy nitrogen estimation. Manuscript No. IET-05835-2005. *Transactions of the ASAE*. (In review: Submitted on 31 March 2005.)
- Osborn, G. S., D. Charbonnet, P.K. Haan, and M.D. Matlock. 2005. A spreadsheet method for determining SOD from simple field measurements. *Trans. ASABE*. In Review.
- Pooran, R., S. Tung, and J.W. Kim. 2005. Patterning of *Escherichia coli* Flagellar Motors in a Microfluidic System. *The International Conference on Bio-Nano-Informatics (BNI) Fusion*, Marina del Rey, CA.
- Pooran, R., S. Tung, and J.W. Kim. 2005. "Application of a PDMS Microsieve for the Patterning of Flagellar Motors in a Microfluidic System," in Proceedings of ASME International Mechanical Engineering Congress and R&D Expo (IMECE), Orlando, FL.
- Powell, E., G. Hill, G. Juurlink, and D.J. Carrier. 2005. "Glucoraphinin extraction from *Cardaria draba* Part 1: Optimization of batch extraction." *Journal of Chemical Technology & Biotechnology* 80 (9): 985-991.
- Powell, E., G. Hill, G. Juurlink, and D.J. Carrier. 2005. "Glucoraphinin extraction from *Cardaria draba* Part 2: Concurrent Extraction, Bioactivity and Toxicity Testing." *Journal of Chemical Technology & Biotechnology*. 80 (9): 992-997.
- Pradhan, A., Y. Li., B. Swem, and A. Mauromoustakos. 2005. Predictive model for the survival, growth, and death of *Salmonella Typhimurium* in broiler hatchery. *Poultry Science* 84:1959-1966. Refereed 2005.
- Smith, D.R., B.E. Haggard, E.A. Warnemuede, and C. Huang. 2005. Sediment phosphorus dynamics for three tile fed drainage ditches in northeast Indiana. *Agricultural Water Management* 71(1):19-32.
- Su, X.L. and Y. Li. 2005. Surface plasmon resonance and quartz crystal microbalance immunosensors for detection of *Escherichia coli* O157:H7. *Transactions of the ASAE* 48(1):405-413.
- Su, X.L., and Y. Li. 2005. A QCM immunosensor for *Salmonella* detection with simultaneous measurement of resonant frequency and motional resistance. *Biosensors & Bioelectronics* 21(6): 840-848.
- Sudheer, K.P., I. Chaubey, and V. Garg. 2005. Selection of optimal band combination for neural network based water quality retrieval from Landsat TM data. *Proc. 2nd Indian International Conference on Artificial Intelligence Applications*. B. Prasad (ed.). pp 938-951. Peer Reviewed.
- Vadas, P.A., B.E. Haggard, and W.J. Gburek. 2005. Predicting dissolved phosphorus in runoff from manured field-plots. *Journal of Environmental Quality* 34:1347-1353.
- Varshney, M., L. Yang, X. Su, and Y. Li. 2005. Magnetic nanoparticle-antibody conjugates for the separation of *Escherichia coli* O157:H7 in ground beef. *Journal of Food Protection* 68(9):1804-1811.
- Wallace, S., D.J. Carrier, and E. Clausen. 2005. "Batch extraction of nutraceuticals from Milk Thistle (*Silybum marianum* (L) Gaertner) using organic solvents and water." *Phytochemical Analysis* 16 (1): 7-16.
- Warner, K.A., J.C. Bonzongo, E.E. Roden, M.G. Ward, A. Green, I. Chaubey, W.B. Lyons, and D.A. Arrington. 2005. Effect of watershed parameters on mercury distribution in different environmental compartments in the Mobile Alabama River Basin, USA. *Science for the Total Environment* 347:187-207.
- White, K., B. Haggard, M. Matlock, and J. Kim. 2005. Periphytic chlorophyll-a response to triclosan exposure: ap-

plication of a passive diffusion periphytometer. *Applied Engineering in Agriculture*. 21(2):307-311.

White, K.L. and I. Chaubey. 2005. Multi-site and multi-variable calibration of the SWAT model. *J. American Water Resources Association* 41(5):1077-1089.

White, K.L., B.E. Haggard, M.D. Matlock, and J.W. Kim. 2005. Periphytic chlorophyll-A response to triclosan exposure: application of a passive diffusion periphytometer. *Appl. Eng. Ag.* 21: 307-311.

White, K.L., Haggard, B.E., Matlock, M.D., and J.W. Kim. 2005. Periphytic chlorophyll a response to Triclosan: application of a passive diffusion periphytometer. *Applied Engineering in Agriculture* 21(2):307-311.

Yang, L. and Y. Li. 2005. AFM and impedance spectroscopy characterization of the immobilization of antibodies on indium-tin oxide electrodes and their capture of *E. coli* O157:H7. *Biosensors & Bioelectronics* 20(7):1407-1416.

Yang, L. and Y. Li. 2005. Quantum dots as fluorescent labels for quantitative detection of *Salmonella Typhimurium* in chicken carcass wash water. *Journal of Food Protection* 68(6):1241-1245.

Ye, K. 2005. Virus protein display system. *Proceeding of the Combinatorial Bioengineering-Protein Display and Its Development Symposium of 2005 International Chemical Congress of Pacific Basin, Hawaii, USA, December 15-20, 2005.*

Ye, K. and S. Jin. 2005. Potent and specific inhibition of retrovirus production by coexpression of multiple siRNAs directed against different regions of viral genomes. *Biotechnol. Prog.* In press.

Ying, Y.B., Y.D Liu, J.P. Wang, X.P. Fu, and Y. Li. 2005. Fourier transform near-infrared determination of total soluble solids and available acid in intact peaches. *Transactions of the ASAE* 48(1):229-234.

Zharov, V.P., J.W. Kim, M. Everts, and D.T. Curiel. 2005. Review Article: Self-assembling nanoclusters in living systems—application for integrated photothermal nanodiagnosics and therapy. *Nanomedicine* 1:326-345.

## ***Non-Refereed:***

Brahana, J.V., T.E. Ting, M. Al-Qinna, J.F. Murdoch, R.K. Davis, J.L. Killingbeck, E. Szilbagyi, M. Doney-Skubic, I. Chaubey, P.D. Hays, and G. Thoma. 2005. Quantification of hydrologic budget parameters for the vadose zone and epikarst in mantled karst. *USGS Karst Interest Group Proceedings, Rapid City, SD.* Pp. 144-152.

Chaubey, I. and K.L. White. 2005. Influence of hydrologic response unit (HRU) distribution on SWAT model flow and sediment predictions. *Proc. Watershed Management to Meet Water Quality Standards and Emerging TMDL.* ASAE, St. Joseph, MI. pp. 283-289.

Chaubey, I., D. Sahoo, B.E. Haggard, M. Matlock, T.A. Costello, and K.L. White. 2005. Integrated assessment of BMPs, nutrient transport, and water quality in an agriculturally dominated stream. *First International Conference on Environmental Science and Technology.* American Academy of Sciences. New Orleans, LA.

Chaubey, I., M. Leh, K.L. White, J.F. Murdock, and V. Brahana. 2005. Development of a field scale methodology to identify runoff source areas in a pasture dominated watershed. *USDA-CSREES National Water Quality Conference.* San Diego, CA.

Chaubey, I., S. Panda, K.L. White, and M. Matlock. 2005. Decision Support System Development for Beaver Lake Watershed management – an environmental informatics approach. *ASAE paper No. 052199.* 2005 Annual International Conference of ASAE, Tampa, Florida.

Garg, V. and I. Chaubey. 2005. Optical modeling of hyperspectral remote sensing signals to assess water quality. *ASAE paper No. 052003.* 2005 Annual International Conference of ASAE, Tampa, Florida.

Leh, M.D., I. Chaubey, J. Murdock, and J.V. Brahana. 2005. Quantification of runoff-contributing areas in a pasture watershed – a field scale approach. *Annual Conference of the American Water Resources Association, Seattle, WA.*

Schaffer, B.K. and I. Chaubey. 2005. Development of a dynamic decision tool for an impaired watershed in the Arkansas Delta using Soil and Water Assessment Tool model. *Annual Conference of the American Water Resources Association, Seattle, WA.*

Srivastava, R. and I. Chaubey. 2005. Comparison of sediment prediction ability of the AnnAGNPS and the SWAT model for the West Fork of the White River. *Annual Confer-*

ence of the American Water Resources Association, Seattle, WA.

Vibhava, V., S.G. Bajwa, and I. Chaubey. 2005. Hydrologic modeling of L'Anguille watershed using Soil and Water Assessment Tool model. ASAE paper No. 052157. 2005 Annual International Conference of ASAE, Tampa, Florida.

Vories, E., I. Chaubey, P. Tacker, and B.K. Schaffer. 2005. Development of an integrated water quality-water management program in the Arkansas Delta. USDA-CSREES National Water Quality Conference. San Diego, CA.

White, K.L., I. Chaubey, and B.E. Haggard. 2005. Coupling of CE QUAL-W2 and SWAT to simulate watershed reservoir management. First International Conference on Environmental Science and Technology. American Academy of Sciences. New Orleans, LA.

## **Other Reports**

Bajwa, S. Ed., Johnson Z.B. and D. W.Kellogg, p. 138-141. Research Series 535, University of Arkansas-Division of Agriculture, Arkansas Agricultural Experiment Station, Fayetteville, AR. 2005.

Bajwa, S. G., A. Mishra, and M. Mozaffari. 2005. Response of cotton canopy reflectance to petiole nutrients. In N. A. Slaton (Ed.) Wayne E. Sabbe Arkansas Soil Fertility Studies 2004, p.18-21, Research Series 525, Arkansas Agricultural Experiment Station, Division of Agriculture, Fayetteville, AR.

Bajwa, S. G. and E. Vories. 2005. Cotton response to irrigation treatment in Arkansas. In. Summaries of Arkansas Cotton Research 2004, Oosterhuis (ed.), Research Series. 533, p. 126-133. Arkansas Agricultural Experiment Station, Division of Agriculture, Fayetteville, AR.

Carrier, D.J. and Clausen E. 2005. Extraction of phytochemicals coupled to energy production. ASAE meeting, Tampa, FL July 2005 paper # 057053

Chaubey, I., M. Matlock, and V. Garg. 2005. SWAT modeling in the Arkansas Portion of the Illinois River Watershed. Final Report Submitted to Arkansas Soil and Water Conservation Commission. Project No. 02-1400.

Chaubey, I., M. Matlock, T.A. Costello, B.E. Haggard, V. Garg, S. Sen, K.L. White, and R.K. Davis. 2005. Development of a Decision Support System and Data Needs for the Beaver Lake watershed. Final Report Submitted to Ar-

kansas Soil and Water Conservation Commission. Project No. 02-1200.

Chaubey, I., T.A. Costello, K.L. White, M.A. Nelson, and M. Steele. 2005. Optimizing BMPs, water quality, and sustained agriculture in the Lincoln Lake watershed. Final Report Submitted to Arkansas Soil and Water Conservation Commission. Project No. 01-1100.

Costello, T. A. and L. A. Roe. 2005. On-farm demonstration of litter combustion. Quarterly and annual reports submitted to Soil and Water Conservation Commission, Project No. 03-800.

Dillahunty, W. H. and T. A. Costello. 2005. Heat transfer in hypobaric plant growth chamber. Progress report to NASA Graduate Student Research Program.

Kandaswamy, J., J. K. Apple, and S. G. Bajwa. 2005. Ability of near-infrared reflectance spectroscopy to predict fat, cholesterol, and caloric content of fresh and cooked ground beef. In. Arkansas Animal Science Department Report.

## **Papers & Reports**

Bajwa, S. G. and E. Vories. 2005. Improving cotton irrigation recommendations in the mid-south. Project report to Cotton Inc.

Carpenter, D., J.W. Kim, and R. Deaton. 2005. Estimating the Sequence Complexity of a Random Oligonucleotide Population Using Cot Analyses. Institute of Biological Engineering (IBE) Annual Meeting, Athens, GA.

Deonikar, P. and M. Kavdia. Biochemical interactions of nitric oxide and red blood cell effects of oxygenation and hematocrit. Biomedical Engineering Society (BMES) Annual Fall Meeting, Baltimore, MD, October, 2005. (Peer Reviewed)

Deonikar, P., N. Bhise, and M. Kavdia. Role of Red Blood Cell Oxygenation in Metabolism of Nitric Oxide. FASEB Journal. 19 (5): A1680-A1681 MAR 7 2005. (Peer Reviewed)

Fischer, S.E., J.W. Kim, and T.L. Peeples. 2005. Biotransformation of Corn Stover Pyrolysates by Extremophilic Organisms. Institute of Biological Engineering (IBE) Annual Meeting, Athens, GA.

# PUBLICATIONS

---

Jat, P. and G. S. Osborn. 2005. Determining the Critical Moisture Gradient for Rice Endosperm Fissuring. ASAE Meeting Technical Paper No. 056004. Tampa, FL.

Kavdia, M. Computational Model for Analysis of Oxidative Stress on the Nitric Oxide Transport in the Microcirculation. FASEB Journal. 19 (5): A1233-A1233 MAR 7 2005. (Peer Reviewed)

Kavdia, M. Model to Evaluate Oxidative Stress Effect on Nitric Oxide Transport in an Arteriole. Society for Free Radical Biology and Medicine, Austin, TX, November, 2005. (Peer Reviewed)

Kim, J.W and T.L. Peeples. 2005. Screening Extremophiles for Bioconversion Potentials. Institute of Biological Engineering (IBE) Annual Meeting, Athens, GA.

Kim, J.W, R. Deaton, J.S. Lee, and J. Chen. 2005. Thermal Melting and Cot Analyses of Non-Crosshybridizing DNA Oligonucleotides Manufactured In Vitro. Institute of Biological Engineering (IBE) Annual Meeting, Athens, GA.

Kim, J.W. and S. Tung. 2005. Falgellar Motor Based Nitrate/Nitrite Sensor. 229th American Chemical Society (ACS) National Meet. (Session - Biosensors and Sensors III: Bacteria-Based and Cell-Based Sensors), San Diego, CA.

Kotagiri, N., J.W. Kim, S. Tung, and R. Deaton. 2005. Interfacing of DNA and Carbon Nanotubes as Building Blocks for the Development of a DNA-Based Nanobiosensor. 229th ACS National Meet (Session - Biosensors and Sensors II: Nanosturctures), San Diego, CA.

Kulkarni, S. S., S. G. Bajwa, J. Rupe, T. Kirkpatrick, and R. Cartwright. 2005. Application of precision agriculture technology to define and manage nematodes and diseases of soybean. United Soybean Board project report.

Li, Y., S. Ang, X.L. Su, L. Yang, and X. Yu. 2005. Impedance biosensor for detection of multiple foodborne pathogens. A progress report in: CD of Food Safety Consortium 2005 Annual Meeting—Agenda, Presentations, and Progress Reports, October 2-4, Manhattan,

Osborn, G. Abstract: "BlueinGreen: An Example of Integrating Student Learning with Technology Development." National Collegiate Inventors and Innovators Alliance (NCIIA) annual meeting, San Diego, CA. 2005.

Osborn, G. Final Report: "Development of Selection Tools Associated with Components of Milling Yield in U.S. Long and Medium Grain Cultivars." Rice Foundation. 2005.

Osborn, G.S., C. Thompson, M.D. Matlock. 2005. Final Report. National Science Foundation Project – Portable Water Ecosystem Oxygenator. SBIR Phase I project.

Potdar, S.S. and M. Kavdia. High glucose effect on nitric oxide and superoxide release from HUVECs under shear stress. Biomedical Engineering Society (BMES) Annual Fall Meeting, Baltimore, MD, October, 2005. (Peer Reviewed)

Potdar, S.S. and M. Kavdia. Nicotine induced alterations in endothelial cell release of nitric oxide and free radicals. Biomedical Engineering Society (BMES) Annual Fall Meeting, Baltimore, MD, October, 2005. (Peer Reviewed)

Su, X., Q. Sun, B. Kim, and Y. Li. 2005. An automatic capillary immunoassay system for detection of foodborne pathogens. ASAE Paper No. 057026.

Varshney, M., Y. Li, B. Srinivasan, and S. Tung. 2005. Microfluidic filter chip applied for chemiluminescence fiber optic biosensing method for the detection of E. coli O157:H7. ASAE Paper No. 057028.

Wijesekera, I., J.W. Kim, and R. Beitle. 2005. Thermostable, Acid-Tolerant Citrate Synthase from Hyperthermoacidophilic Archaeon Sulfolobus tokodaii Strain 7. Institute of Biological Engineering (IBE) Annual Meeting, Athens, GA.

## ***Presentations:***

Carpenter, D., J.W. Kim, and R. Deaton. 2005. Estimating the Sequence Complexity of a Random Oligonucleotide Population Using Cot Analyses. Institute of Biological Engineering (IBE) Annual Meeting, Athens, GA.

Carrier, D.J. and Clausen E. "Research Updates at the University of Arkansas." The Science and Engineering for a Biobased Industry and Economy Multistate Research Project, Knoxville, TN , September 2005.

Carrier, D.J., S. Nagarajan, S. Wallace, K. Vaughn and E. Clausen. 'Silybin inhibits LDL oxidization.' IV Biomedical Engineering Symposium. Little Rock AR May 2005.

Carrier, D.J. "Phytochemicals: What are their uses?" Department of Horticulture, University of Arkansas October 2005.

Chaubey, I. Beaver Lake watershed decision support system. The Great Plains Network Consortium Meeting, Lawrence, KS. February 25, 2005.

- Chaubey, I. "A framework to stochastically evaluate watershed models." 2nd Indian International Conference on Artificial Intelligence Applications. Pune, India. December 20-22, 2005.
- Chaubey, I. "Development of a Decision Support System for Beaver Lake watershed." Northwest Arkansas Water Quality Symposium, Rogers, AR. March 22, 2005.
- Chaubey, I. "Identifying runoff source areas in a pasture dominated watershed." 2005. Annual International Conference of the Soil and Water Conservation Society. Rochester, NY. August 2, 2005.
- Chaubey, I. "Integrated ecosystem management: research advances, opportunities, and challenges in 21st Century." Indian Agricultural Research Institute, New Delhi. December 13, 2005.
- Chen, J., R. Deaton, M. Garzon, J.W. Kim, D.H. Wood, H. Bi, D. CarpenterMS, J.S. LeePhD, and Y.-Z. Wang. 2005. Sequence Complexity of Large Libraries of DNA Oligonucleotides. DNA 11: 11th International Meeting on DNA Computing, London, Ontario, Canada.
- Clendenin, J., S. Tung, and J.W. Kim. 2005. A Microscale Biosensor on Integration of Single-Stranded DNAs and Aligned Multi-Walled Carbon Nanotubes. IEEE International Conference on Robotics and Biomimetics (ROBIO), Hong Kong, China.
- Clendenin, J., S. Tung, J.W. Kim, R. Deaton, and N. KotagiriPhD. 2005. Development of an Electrically Addressable DNA-Based Aligned Multi-Walled Carbon Nanotube Nanosensor. 5th IEEE Conference on Nanotechnology (IEEE-Nano 2005), Nagoya, Japan.
- Deonikar, P., and Kavdia M. Biochemical interactions of nitric oxide and red blood cell- effects of oxygenation and hematocrit. Biomedical Engineering Society (BMES) Annual Fall Meeting, Baltimore, MD, October, 2005.
- Deonikar, P., N. Bhise, and M. Kavdia. Role of Red Blood Cell Oxygenation in Metabolism of Nitric Oxide. Experimental Biology (FASEB), San Diego, California. April 2-6, 2005.
- Ekensair, A., D.J. Carrier, L. Duan, and E. Clausen. "Extraction of flavonoids from mimosa, using water" presented at the 27th Symposium on Biotechnology for Fuels and Chemicals, Denver May 2005 (poster).
- Fischer, S.E., J.W. Kim, and T.L. Peeples. 2005. Biotransformation of Corn Stover Pyrolysates by Extremophilic Organisms. Institute of Biological Engineering (IBE) Annual Meeting, Athens, GA. 2005.
- Fischer, S.E., J.W. Kim, and T.L. Peeples. Motors in a Microfluidic System. The International Conference on Bio-Nano-Informatics (BNI) Fusion, Marina del Rey, CA.
- Garg, V. and I. Chaubey. Diffuse light effect on the accuracy of remote sensing model of water quality assessment. Poster presented at the Annual Conference of the Arkansas Water Resources Association. Fayetteville, AR. April 19, 2005.
- Jat, P. and G. S. Osborn. 2005. Role of Critical Moisture Gradient in Rice Fissuring. Poster Presentation Rice Field Day, Stuttgart AR.
- Jiang, Q., Y. Ying, J. Wang, Z. Ye, and Y. Li. 2005. Detection of cephradine through the electrochemical study of the degradation product of cephradine. Presented at SPIE Optics East 2005, October 23-26, 2005, Boston, MA. In the Proceedings of SPIE Volume 5994.
- Jiang, X., Y. Ying, Z. Ye, J. Wang, and Y. Li. 2005. Electrochemical biosensor for rapid detection of pesticide residues in agricultural products. Presented at SPIE Optics East 2005, October 23-26, 2005, Boston, MA. In the Proceedings of SPIE Volume 5994.
- Johnson, G., W. Cook, D.J. Carrier, L. Duan, and E. Clausen. "Grape pomace Flavonoids Extraction from "presented at the 27th Symposium on Biotechnology for Fuels and Chemicals, Denver May 2005 (poster).
- Kandaswamy, J., S. G. Bajwa, and J.K. Apple. 2005. Chemometric modeling of fat, cholesterol and caloric content in fresh and cooked ground beef with NIR reflectance spectroscopy. In. Proc. of SiCON-Sensor for Industry Conference, Houston, TX, Feb 8-10, 2005. Piscataway, NJ: IEEE.
- Kandaswamy, J., S. G. Bajwa, J.K. Apple, and J. T. Sawyer. 2005. Effect of near-infrared scanning angle in prediction of tenderness and sensory attributed of Longissimus Thoracis steaks. ASAE Paper No. 056010. St. Joseph, MI: ASAE. (Senior author).
- Kavdia, M. Computational Model for Analysis of Oxidative Stress on the Nitric Oxide Transport in the Microcirculation. Experimental Biology (FASEB), San Diego, California, April 2-6, 2005.

# PUBLICATIONS

---

Kavdia, M. Model to Evaluate Oxidative Stress Effect on Nitric Oxide Transport in an Arteriole. Society for Free Radical Biology and Medicine, Austin, TX, November, 2005.

Kim, J.W. and S. Tung. 2005. Falgellar Motor Based Nitrate/Nitrite Sensor. 229th American Chemical Society (ACS) National Meet. (Session - Biosensors and Sensors III: Bacteria-Based and Cell-Based Sensors), San Diego, CA.

Kim, J.W. and T.L. Peeples. 2005. Screening Extremophiles for Bioconversion Potentials. Institute of Biological Engineering (IBE) Annual Meeting, Athens, GA.

Kim, J.W., R. Deaton, J.S. Lee PhD, and J. Chen. 2005. Thermal Melting and Cot Analyses of Non-Crosshybridizing DNA Oligonucleotides Manufactured In Vitro. Institute of Biological Engineering (IBE) Annual Meeting, Athens, GA.

Kulkarni, S. S., and S. G. Bajwa. 2005. Modeling spectral indices of cotton canopy with soil compaction, soil electrical conductivity and yield. ASAE Paper No. 051066. St. Joseph, MI: ASAE. (Senior author).

Leh, M. I. Chaubey, J.V. Brahana, and J. Murdoch. Quantification of critical runoff contributing areas in a pasture watershed. Poster presented at the Annual Conference of the Arkansas Water Resources Association. Fayetteville, AR, April 19, 2005.

Li, Q., J. Wang, Z. Ye, Y. Ying, and Y. Li. 2005. Detection of fruit quality based on bioimpedance using probe electrode. Presented at SPIE Optics East 2005, October 23-26, 2005, Boston, MA. In the Proceedings of SPIE Volume 5994.

Li, Y. 2005. Biosensors and their applications in agriculture and food. Invited presentation at The World Agriculture Congress: Forum on Agricultural Information, September 15-17, Beijing, China.

Li, Y. 2005. Biosensors for rapid detection of foodborne pathogens. Invited presentation at MOST, China and USDA Workshop: Agricultural Products Processing and Food Safety, September 21-24, Beijing, China.

Li, Y., Q. Sun, F. Liu, and X. Su. 2005. Nanoparticles based QCM immunosensor for detection of foodborne pathogens. Presented at IAFP 2005 92nd Annual Meeting, August 13-17, Baltimore, MD.

Li, Y., Q. Sun, M. Varshney, and X. Su. 2005. Immunobeads based QCM biosensor for rapid, sensitive and specific detection of Escherichia coli O157:H7. Presented at IBE 2005 Annual Meeting, March 4-6, Athens, GA.

Li, Y., S. Ang, X.L. Su, L. Yang, and, X. Yu. 2005. Impedance biosensor for detection of multiple foodborne pathogens. Presented at Food Safety Consortium 2005 Annual Meeting, October 2-4, Manhattan, KS.

Liu, Z. and Y. Li. 2005. Listeria monocytogenes in used hot dog chilling brine and its inactivation by citric-acid-acidification. Presented at IFT 2005 Annual Meeting, July 15-20, 2005, New Orleans, LA.

Matlock, M. 2005. Chair, Session on Nutrient Management in Rivers and Streams, AWRC Annual Water Quality Meeting, Fayetteville, AR April, 2005.

Matlock, M. 2005. Measuring Stream Quality. National Watershed Management Workshop, Fayetteville, AR, December 2005.

Matlock, M. Invited Participant – USEPA Aquatox Training Program, March 2005, Chicago, IL.

Matlock, M. Keynote Speaker – Challenges in Ecological Modeling – CREST-RESSACA NSF Meeting, April 2005, San Antonio, TX.

Matlock, M. Keynote Speaker: The Role of the Academic Community in Balancing Economic and Environmental Sustainability. Oklahoma Academy on State Planning, Oklahoma City, Oklahoma, January 2005.

Matlock, M. Moderator, Rebuilding New Orleans Workshop. UA and Tulane University Architecture Departments, November, 2005.

Matlock, M. Panel Speaker – Developing Fundamental Ecological Engineering Knowledge – The 5th Annual American Ecological Engineering Society Meeting, May 2005, Columbus, OH.

Matlock, M. Program Reviewer – The CADDIS Risk Assessment Protocol – USEPA, June 2005, Washington, DC.

Matlock, M. Program Reviewer – USEPA Fellowship for Environmental Studies Program, Feb. 2005, Washington, DC.

Mutlu, E.O., I. Chaubey, and H. Hexmoor. Development of a neural net model to predict total phosphorus concentration in Eucha watershed. Poster presented at the Annual Conference of the Arkansas Water Resources Association. Fayetteville, AR. April 19, 2005.

- Osborn, G.S. 2005. Applications and design criteria for BlueInGreen oxygenation and ozonation technology. Presentation made to EXON Solutions, Taipei, Taiwan.
- Osborn, G.S. 2005. BlueInGreen: establishing a business model for oxygenation technology. Presentation made to Board of Directors for Virtual Incubation Company.
- Osborn, G.S. 2005. Portable Water Oxygenation System for use in Aquaculture. Presentation made to USDA-ARS Thad Cochran Warm Water Aquaculture Unit, Stoneville, MS.
- Osborn, G.S. 2005. Potential uses for portable oxygenation for Bentonville wastewater treatment plant. Presentation made to Plant Manager to secure permission to show capabilities of oxygenator in the Bentonville plant.
- Osborn, G.S. 2005. Oxygenation technology to support Arkansas fisheries. Presentation made to Arkansas Game and Fish personnel.
- Osborn, G.S. and G.Magness. 2005. BlueInGreen's technology for injecting oxygen in White River Tailwaters below dams. Made to Missouri-Arkansas White River Fisheries Partnership annual meeting in Table Rock Lake in Missouri.
- Osborn, G.S. and M.D. Matlock. 2005. BlueInGreen: An example of integrating student learning with technology development. National Collegiate Inventors and Innovators Alliance (NCIIA) annual meeting, San Diego, CA.
- Osborn, G.S. and M.D. Matlock. 2005. Improved Technology for Delivering Oxygen to Bioreactions in a Water Matrix. Southern Association of Agricultural Scientists. Annual.
- Pooran, R., S. Tung, and J.W. Kim. 2005. Application of a PDMS Microsieve for the Patterning of Flagellar Motors in a Microfluidic System. ASME International Mechanical.
- Pooran, R., S. Tung, and J.W. Kim. Engineering Congress and R&D Expo (IMECE), Orlando, FL. 2005. Patterning of Escherichia coli Flagellar.
- Potdar S.S. and M. Kavdia. High glucose effect on nitric oxide and superoxide release from HUVECs under shear stress. Biomedical Engineering Society (BMES) Annual Fall Meeting, Baltimore, MD, October, 2005.
- Potdar S.S. and M. Kavdia. Nicotine induced alterations in endothelial cell release of nitric oxide and free radicals. Biomedical Engineering Society (BMES) Annual Fall Meeting, Baltimore, MD, October, 2005.
- Pradhan, A. and Y. Li. 2005. Interactive predictive modeling of pathogen kinetics, heat and mass transfer for thermal inactivation of *Listeria* in ready-to-eat poultry products. Presented at Food Safety Consortium 2005 Annual Meeting, October 2-4, Manhattan, KS. Won First Place in the Graduate Student Poster Competition.
- Pradhan, A. and Y. Li. 2005. Pathogen kinetics and heat transfer modeling for thermal inactivation of *Listeria* in ready-to-eat poultry products. Presented at IFT 2005 Annual Meeting, July 15-20, 2005, New Orleans, LA.
- Schaffer, B.K., I. Chaubey, and P. Tacker. Development of an integrated water quality – water management program in Arkansas Delta. Poster presented at the Annual Conference of the Arkansas Water Resources Association. Fayetteville, AR, April 19, 2005.
- Srinivasan, B., M. Varshney, S. Tung, and Y. Li. 2005. A microfluidic filter chip for highly sensitive chemiluminescence detection of *E. coli* O157:H7. To be presented at 2005 ASME International Mechanical Engineering Congress and Exposition, November 5-11, Orlando, FL. Paper IMECE2005-81881 in the Proceedings of IMECE'05.
- Su, X. and Y. Li. 2005. A quartz crystal microbalance immunosensor for detection of *Salmonella* Typhimurium based on simultaneous measurements of resonant frequency and resistance. Presented at PITTCO 2005 Annual Meeting, February 27 – March 4, Orlando, FL.
- Su, X., Q. Sun, B. Kim, and Y. Li. 2005. An automatic capillary immunoassay system for detection of foodborne pathogens. Presented at ASAE 2005 Annual Meeting, July 17-20, Tampa, FL. ASAE Paper No. 057026.
- Su, X.L., Q. Sun, B Kim, and Y. Li. 2005. An automatic capillary immunoassay system for detection of foodborne pathogens. Presented at Food Safety Consortium 2005 Annual Meeting, October 2-4, Manhattan, KS.
- Varshney, M. and Y. Li. 2005. Magnetic nanoparticle-antibody conjugates for highly efficient separation of *Escherichia coli* O157:H7 from food samples. Presented at IBE 2005 Annual Meeting, March 4-6, Athens, GA.
- Varshney, M., Y. Li, B. Srinivasan, and S. Tung. 2005. Microfluidic filter chip applied for chemiluminescence fiber optic biosensing method for the detection of *E. coli* O157:H7. Presented at ASAE 2005 Annual Meeting, July 17-20, Tampa, FL. ASAE Paper No. 057028.



# PUBLICATIONS

---

Varshney, M., Y. Li, B. Srinivasan, and S. Tung. 2005. Microfluidic filter chip based chemiluminescence biosensor for detection of *E. coli* O157:H7. Presented at Food Safety Consortium 2005 Annual Meeting, October 2-4, Manhattan, KS.

Vibhava, V., S. G. Bajwa, and I. Chaubey. 2005. Hydrologic modeling of L'Angeuille watershed using soil and water assessment tool. ASAE Paper No. 052157. St. Joseph, MI: ASAE. (Senior author).

Vories, E. and S. G. Bajwa. 2005. Using precision agriculture techniques to improve irrigation recommendations. In: Proc. of 2005 Beltwide Cotton Producers National Research Conferences, January 5-7, New Orleans, LA. (Co-author).

Wallace S., D.J. Carrier, E.Vaughn, C. Clausen, and Shanmugam Nagarajan, 'Flavanolignans From Milk Thistle May Prevent Atherosclerosis' Second International Antioxidant meeting, Orlando FL, June 22, 2005 (poster).

Wallace S., D.J. Carrier, E.Vaughn, C. Clausen, and Shanmugam Nagarajan, 'Flavanolignans From Milk Thistle and Atherosclerosis.' American Society for Pharmacognosy, Corvallis OR, July 2005 (oral).

Wallace S., D.J. Carrier, E.Vaughn, C. Clausen, and Shanmugam Nagarajan, 'Flavanolignans From Milk Thistle and Atherosclerosis.' European Society for Medicinal Plants, Florence, Italy, August 2005 (poster).

Wang, H., Y. Li, and M. Slavik. 2005. PCR-based fluorescent method for rapid detection of *Campylobacter jejuni*, *Salmonella Typhimurium*, *Escherichia coli* O157:H7 and *Listeria monocytogenes* in poultry samples. Presented at Food Safety Consortium 2005 Annual Meeting, October 2-4, Manhattan, KS.

Wang, H., Y. Li, and M. Slavik. 2005. PCR-Based fluorescent method for rapid detection of *Campylobacter jejuni*, *Salmonella Typhimurium*, *Escherichia coli* O157:H7 and *Listeria monocytogenes* in poultry samples. Presented at IAFP 2005 92nd Annual Meeting, August 13-17, Baltimore, MD.

Wijsekera, I., J.W. Kim, and R. Beitle. 2005. Thermostable, Acid-Tolerant Citrate Synthase from Hyperthermoacidophilic Archaeon *Sulfolobus tokodaii* Strain 7. Institute of Biological Engineering (IBE) Annual Meeting, Athens, GA.

Yang, L., X. Su, and Y. Li. 2005. Quantum dot bioconjugates for simultaneous detection of *Escherichia coli* O157:H7 and *Salmonella Typhimurium*. Presented at PITTCON 2005 Annual Meeting, Feb. 27 – March 4, Orlando, FL.

Yang, L., X. Su, and Y. Li. 2005. Quantum dot bioconjugates for simultaneous detection of *Salmonella Typhimurium* and *Escherichia coli* O157:H7. Presented at Food Safety Consortium 2005 Annual Meeting, October 2-4, Manhattan, KS.

Zharov, V.P, J.W. Kim, D.T. Curiel, and M. Everts. Amplified Laser-Nanocluster Interaction in DNA, Viruses, Bacteria, and Cancer Cells: Potential for Nanodiagnosics and Nanotherapy. 26th Annual Meeting of the American Society for Laser medicine and Surgery, Boston, MA. 2005.

---

*The University of Arkansas is committed to the policy of providing educational opportunities to all qualified students regardless of their economic or social status, and will not discriminate on the basis of handicaps, race, color, sex or creed.*

*The University of Arkansas is an equal opportunity/affirmative action institution.*