

Original Article

Association of Statin Therapy on Clinical Outcomes in Covid-19 Patients: An Updated Systematic Review and Meta-Analysis on All Related EvidencesDorsa Moharrezadeh Kurd¹, Ali Seidkhani-Nahal¹, Ali Noori-Zadeh¹, Atiye Sheikhabasi¹, Fatemeh Heydari^{2,3}, Iraj Pakzad⁴, Reza Pakzad^{2,3,5*}¹Department of Clinical Biochemistry, School of Medicine, Ilam University of Medical Sciences, Ilam, Iran.²Department of Epidemiology, Faculty of Health, Ilam University of Medical Sciences, Ilam, Iran.³Student Research Committee, Ilam University of Medical Sciences, Ilam, Iran.⁴Department of Medical Bacteriology, School of Medicine, Ilam University of Medical Sciences, Ilam, Iran.⁵Health and Environmental Research Center, Ilam University of Medical Sciences, Ilam, Iran.

ARTICLE INFO

ABSTRACT

Received 13.08.2022
 Revised 20.09.2022
 Accepted 03.11.2022
 Published 15.12.2022

Key words:

Clinical outcome;
 COVID-19;
 Meta-Analysis;
 Mortality;
 Statin therapy;
 Systematic Review

Introduction: Statins is a class of lipid-lowering drugs and our previous investigations showed that statins have antiviral effects and have a wound healing effect in the lung. This systematic review and meta-analysis aimed to evaluate the effects of statin therapy on mortality and clinical outcomes in COVID-19 patients.

Methods: A comprehensive search was conducted in international databases, including MEDLINE, Scopus, Web of Science, and Embase from December 1, 2019 until January 26, 2022 without any restriction in language. The random-effects model was used to estimate the pooled odds ratio (OR).

Results: The statin therapy overall was associated with decrease in odds of ventilation [pooled OR (95% CI): 0.85 (0.70 to 0.99)] and mortality [pooled OR (95% CI): 0.73 (0.66 to 0.81)] but had no effects on the ICU admission [pooled OR (95% CI): 0.93 (0.77 to 1.12)], oxygen therapy [pooled OR (95% CI): 0.85 (0.70 to 0.99)], recovery [pooled OR (95% CI): 1.85 (0.35 to 9.92)], kidney failure [pooled OR (95% CI): 1.01 (0.73 to 1.40)], hospitalization [pooled OR (95% CI): 1.45 (0.88 to 2.36)], asymptomatic disease [pooled OR (95% CI): 1.33 (0.24 to 7.44)], and ARDS [pooled OR (95% CI): 1.15 (0.88 to 1.49)].

Conclusion: The present meta-analysis showed that statin therapy was associated with a reduced risk of mortality and ventilation in patients with COVID-19 but had no effects on other clinical outcomes.

Introduction

Acute respiratory syndrome coronavirus 2 (SARS-CoV-2) is the cause of coronavirus disease 2019 (COVID-19) clinical syndrome, which began to spread into a global epidemic

in early December 2019. This disease has caused significant socioeconomic burdens, complications, coinfections¹⁻⁴ and mortality worldwide.^{5,6}

People with cardiovascular diseases (CVD) and high blood pressure are identified as the

*Corresponding Author: rezapakzad2010@yahoo.com

high-risk group for SARS-CoV-2 infection, acute respiratory distress syndrome (ARDS), and death.⁷⁻⁹ Angiotensin converting enzyme (ACE2) is a membrane-bound aminopeptidase that is specifically expressed in human cells, including in the heart and alveolar epithelial cells.¹⁰ ACE2 may be a link between the use of statins, the angiotensin converting enzyme inhibitors (ACEIs) or angiotensin receptor blockers (ARBs), and COVID-19. It also plays an important role in the activation of the renin-angiotensin-angiotensinogen system.¹¹ ACE acts on angiotensin II to form angiotensin (1 to 7), which has antifibrinolytic, vasodilating, and diuretic functions. Statins regulate ACE2 expression and have pleiotropic function against oxidative stress and inflammation.¹² Statins perform as one of the β -Hydroxy β -methylglutaryl-CoA (HMG-CoA) inhibitors and a class of low-density lipoprotein (LDL) decreasing drugs in cardiovascular patients. Statins also act as the C-reactive protein (CRP) and pre-inflammatory cytokines levels reducer, anti-inflammatory, and immunological effects.¹³⁻¹⁹ Statins are also known for their immunological and antiviral potential efficacy in pneumonia. In addition, statins may induce SARS-Co-V2 by binding to their primary protease.²⁰ In proven studies, in patients with pneumonia, hospital mortality was significantly reduced following statin therapy. It has been suggested that statins might be more effective in the treatment of patients infected by Ebola virus.¹⁹ Although most of these studies confirmed that statins are beneficial for the clinical outcomes and prognosis in patients with pneumonia, some studies have shown that in-hospital mortality was significantly higher after statins treatment.²¹ Therefore, whether statin usage is associated with reduced

mortality in patients with pneumonia remains disputed. To our knowledge, there is no experimental or clinical evidence that statins are health effective for hospital outcomes in patients with COVID-19 and there are not many available data about statin therapy in patients with COVID-19. In this study, the relationship between statins usage and hospital outcomes in COVID-19 patients has been investigated.

Methods

All steps in this systematic review and meta-analysis study were reported based on preferred reporting items for systematic review and meta-analysis guidelines according to PRISMA 2021.²² Our study design was registered in the International Prospective Register of Systematic Reviews with CRD42022340309 registration number.

Method of literature search

A systematic search of Medline, Scopus, Web of Science and Embase was conducted for studies on the statin use and clinical outcomes in COVID-19 patients. Without any language restrictions, publications from December 1, 2019 to January 26, 2022 were considered. To identify preprint papers, servers such as medRxiv and Social Science Research Network (SSRN) were also searched. Detailed search strategy was showed in supplement box 1. The search strategy included a combination of medical subject headings (MeSH) terms and text words such as COVID-19, coronavirus, SARS-CoV-2, clinical outcomes, mortality, morbidity, symptoms and sign. The PICOTS (population, intervention, comparison, outcome, time, study design) components were COVID-19 patient,

Statin use, no-statin, clinical outcomes including mortality and morbidity, December 1st, 2019 to January 26th, 2022, and observational studies, respectively. Additionally, Google Scholar was searched to identify gray literature, and a virologist was consulted in the selection of important articles. The reference list of all articles was scanned manually to identify additional relevant studies. Identified citations were uploaded into Endnote X6 (Clarivate Analytics, United State) and duplicate citations were excluded. The remaining articles were initially screened independent reviewers (R. P and F. H) in three steps: 1-title, 2-abstract and 3-full text. Inter-rater disagreements were resolved after consultations with the third author (I. P). Blinding and a clear division of tasks were implemented in the article selection process. The kappa index for inter-rater agreement was 89%.

Inclusion and exclusion criteria

Inclusion criteria were all observational epidemiological studies (prospective cohort, retrospective cohort and cross-sectional) on the effects of stains on clinical outcomes in COVID-19 patients. The exclusion criteria were case reports, case series, all studies with a sample size <5, longitudinal studies without control groups and studies in the form of editorials, commentaries, letters to editors, and narrative reviews.

Quality assessment

The quality of eligible studies was appraised independently by two of the authors (R. P and F. H) using the Newcastle-Ottawa Quality Assessment Form for Cohort²³ and cross-

sectional Studies.²⁴ The scale consists of three parts, namely selection (four items), comparability (one item), and outcome (two items for cross sectional and three item for cohort studies). Detail of scoring was available at their guidelines.

Data extraction

The extracted data from the selected studies were the name of authors, publication year, country, study design, sample size, the age and sex of COVID-19 patients, statin regimen, comorbidity, type of clinical outcomes (including mortality, ICU admission, ventilation, severe COVID-19, recovery, oxygen therapy, kidney failure, hospitalization, asymptomatic COVID-19 and ARDS) and effect size (including odds ratio, risk ratio and hazard ratio).

Statistical Analysis

Data were analyzed using Stata software, version 14.0 (StataCorp LLC, College Station, Texas, USA). Since the effect size were different in including studies, the risk ratio or hazard ratio converted to odds ratio using below Equation 1 and 2. It is possible to pooling studies:

$$\text{Equation 1: } RR = (1 - e^{-HR \cdot \ln(1-r)})/r$$

where HR is the hazard ratio and r is the rate for the reference group.

$$\text{Equation 1: } OR = ((1-p) \cdot RR) / ((1-RR) \cdot p)$$

where RR is risk ratio, and p is the risk in the control group.²⁵ Then heterogeneity between the studies was examined using Cochran's Q test and the I² index. Based on the Higgins classification approach, I²>0.7 was considered with high heterogeneity. The pooled odds ratio with a 95% confidence interval (CI) was

calculated using the Stata command “metan” using the random-effects model. The meta-regression analysis was used to examine the effect of age, sample size, study design and other variables on heterogeneity between the studies. Adj-R² was used to evaluate the effect of each variable on outcome variance. The Stata command “metabias” was used to check publication bias. In case of any publication bias, the bias was adjusted with the Stata command “metatrim” using the trim-and-fill method. P values less than 5% were considered statistically significant.

Results

Study characteristics

A total of 1346 articles were retrieved from various databases, of which 459 duplicate studies were removed. The remaining 887 articles were screened for eligibility and 836 articles failed to meet one or more inclusion criteria. Eventually, 59 studies selected in the systematic review²⁶⁻⁸³ and 51 articles were included in the meta-analysis^{26-34, 36-41, 43-45, 50-55, 57-70, 72-74, 76-78, 80-83} as shown in Figure 1. Of the 51 included articles, 5 (9.80%) were cross-sectional, 40 (80.39%) retrospective cohort, and 5 (9.80%) prospective cohort studies. The studies included a total of 308,569 COVID-19 patients (Table 1). The studies were primarily conducted in USA (21 studies, 41.18%), Spain (6 studies, 11.76%),

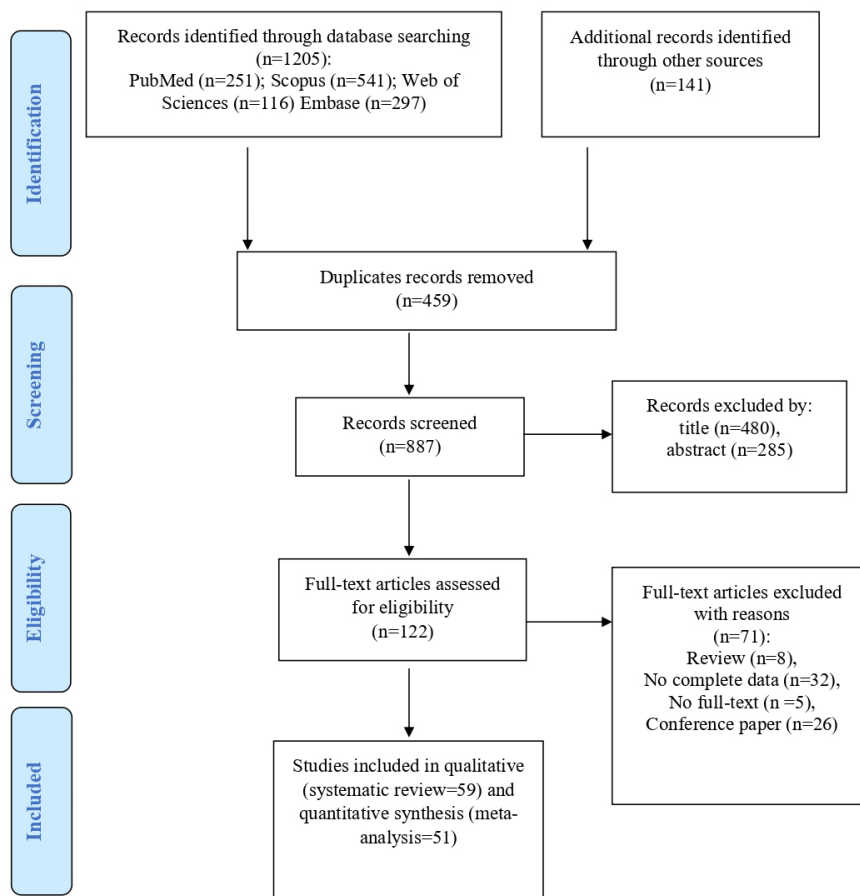


Figure 1. Flowchart of systematic review and meta-analysis

Table 1. Characteristics of studies included in the systematic review and meta-analysis

Author	Publication year	Place	de-sign	Sample size	Mean (range) of Age	Gender	co-morbidity	Statin regimen	situation
Cariou et al. (32)	2020	France	Cross-Sectional	Statin: NA Non-statin: 571 NA Total: 627	Statin: NA Non-statin: 64.9 (0-98) NA Total: 69.8±13.0	Total: 165 Male: 26.32%; Female: 462 (73.68%);	HTN, Asthma, COPD, CKD, NAFLD, LD, DM, IHD, CVD, HF Malignancy, COPD, OSA, ESRD	NA	*
Byttebier et al. (29)	2021	Belgium	Prospective Cohort	Statin: 178 Non-statin: 571 Total: 749	Statin: 76.2 (40-96) Non-statin: 64.9 (0-98) Total: 69.2 (0-98)	Statin: Male: 104 (58.4%); Female: 74 (41.6%) Non-statin: Male: 303 (53.1%); Female: 268 (55.8%)	HTN, Asthma, COPD, CKD, DM, IHD, CVD, HF	NA	*
Butt et al. (28)	2020	Denmark	Retrospective Cohort	Statin: 843 Non-statin: 3999 Total: 4842	Statin: 73 (63-79) Non-statin: 50 (37-65) Total: 45 (Median)	Statin: Male: 515 (61.1%); Female: 268 (58.9%) Non-statin: 1766 (44.2%); Female: 2233 (44.2%)	IHD, CVD, DM, HF, AF, HTN, Malignancy, CKD, COPD, LD	Atorvastatin, Simvastatin, Rosuvastatin, Pravastatin	*
Bui et al. (27)	2021	USA	Retrospective Cohort	Statin: 8 Non-statin: 17 Total: 25	Statin: 68 Non-statin: NA Total: 36-87 (range)	Statin: NA Non-statin: NA Total: Female: 11 (44%); Male: 14 (56%)	HTN, Hyperlipidemia, COPD, Obesity, Autoimmune Disease	NA	*
Aparisi et al. (26)	2021	Spain	Retrospective Cohort	Statin: 295 Non-statin: 545 Total: 840	Statin: 73.47±10.08 Non-statin: 65.66±15.93 Total: NA	Statin: Male: 156 (52.9%); Female: 139 (47.1%) Non-statin: Male: 271 (49.7%); Female: 274 (50.3%)	CKD, COPD, DM, Dyslipidemia, CHD, HTN	NA	*
Aghajani et al. (41)	2021	Iran	Retrospective Cohort	Statin: 421 Non-statin: 570 Total: 991	Statin: 65.46±14.94 Non-statin: 58.82±17.88 Total: NA	Statin: Male: 225 (53.44%); Female: 196 (46.56%) Non-statin: Male: 319 (55.97%); Female: 251 (44.03%)	HTN, Diabetes, CHD, CKD, Malignancy, COPD/Asthma	Atorvastatin	*

Association of Statin Therapy on Clinical Outcomes in Covid-19 ...

Fan et al. (37)	Spiegeleer et al. (36)	Daniels et al. (34)	Daniels et al. (35)	Chacko et al. (33)	Cariou et al. (31)
2020	2020	2021	2021	2021	2021
China	Belgium	USA	USA	USA	France
Retrospective Cohort	Retrospective Cohort	Retrospective Cohort	Retrospective Cohort	Retrospective Cohort	Cross-Sectional
Statin: 250 Non-statin: 1897 Total: 2147	Statin: 31 Non-statin: 123 Total: 154	Statin: 6943 Non-statin: 3598 Total: 10541	Statin:46 Non-statin: 124 Total:170	Statin:116 Non-statin: 139 Total:255	Statin: NA Non-statin: NA
Statin: 66 (57-72) Non-statin: 58 (48-68) Total: 56-69 (range)	Statin: 85.6±5.7 Non-statin: 85.9±7.6 Total: 66±14	Statin: 69.3±13.2 Non-statin: 60.3±14.0 Total: 66±14	Statin: NA Non-statin: NA Total: 59±19	Statin: 69±10.6 Non-statin: 62.4±17.7 Total: 65.4±15.2	Statin: NA Non-statin: NA Total: 70.9±12.5
Statin: Male: 115 (46.0%); Female: 135 (54%) Non-statin: Male: 926 (48.8%); Female: 971 (51.2%)	Statin: Male: 10 (32.3%); Female: 21 (67.7%) Non-statin: Male: 41 (33.3%); Female: 82 (66.7%)	Statin: Male: 3690 (53%); Female: 3253 (47%) Non-statin: Male 2125 (59%); Female: 1473 (41%)	Statin: NA Non-statin: NA	Statin: Male:59 (50.86%); Female: 57 (49.14%) Non-statin: Male: 71 (51.08%); Female: 68 (48.92%)	Statin: Male: (67.8%); Female: (32.2) Non-statin: Male: (60.5%); Female: (39.5%)
HTN, CHD, DM, CVD, COPD, LD, CKD, Malignancy	DM, HTN	CVD, HTN, DM, Malignancy, CKD, Dyslipidemia, Obesity, Autoimmune Disease, RD	Obesity, HTN, CVD, HF, CKD, Asthma, COPD, Malignancy, HIV	ESRD, DM, HTN, CHD	NA
Atorvastatin, Rosuvastatin, Pravastatin	Fluvastatin, Pravastatin, Rosuvastatin, Simvastatin	NA	NA	NA	NA
*	*	*	*	*	*

Association of Statin Therapy on Clinical Outcomes in Covid-19 ...

Ikari et al. (45)	2021	Japan	Retrospective Cohort	Huh et al. (44)	2020	Korea	Case-control	Holt et al. (43)	2020	Denmark	Higuchi et al. (42)	2021	Japan	Retrospective Cohort	Gupta et al. (40)	2020	USA	Italy	Italy	2021	Italy	Grasselli et al. (38)	2020	Italy	Retrospective Cohort
Statin: 214 Non-statin: 479 Total: 693	Statin: 690 Non-statin: 10413 Total: 11103	Statin: NA Non-statin: NA Total: NA	Statin: NA Non-statin: NA Total: NA	Statin: 12 Non-statin: 45 Total: 57	Statin: 648 Non-statin: 648 Total: 1296	Statin: 51 Non-statin: 450 Total: 501	Statin: 69 Non-statin: 71 Total: NA	Statin: 69 Non-statin: 71 Total: NA	Statin: 69 Non-statin: 71 Total: NA	Statin: 69 Non-statin: 71 Total: NA	Statin: 69 Non-statin: 71 Total: NA	Statin: 69 Non-statin: 71 Total: NA	Statin: 69 Non-statin: 71 Total: NA	Statin: 69 Non-statin: 71 Total: NA	Statin: 69 Non-statin: 71 Total: NA	Statin: 69 Non-statin: 71 Total: NA	Statin: 69 Non-statin: 71 Total: NA	Statin: 69 Non-statin: 71 Total: NA	Statin: 69 Non-statin: 71 Total: NA	Statin: 69 Non-statin: 71 Total: NA	Statin: 69 Non-statin: 71 Total: NA	Statin: 69 Non-statin: 71 Total: NA	Statin: 69 Non-statin: 71 Total: NA	Statin: 69 Non-statin: 71 Total: NA	Statin: 69 Non-statin: 71 Total: NA
Statin: 67.8±12.9 Non-statin: 68.5±15.6 Total: 68.3±14.9	Statin: NA Non-statin: NA Total: 44.6±18.0	Statin: NA Non-statin: NA Total: NA	Statin: NA Non-statin: NA Total: NA	Statin: NA Non-statin: NA Total: 52 (Median)	Statin: 366 (56.5%) Female 282 (43.5%) Non-statin: Male 366 (56.5%) Female 282 (43.5%)	Statin: Male 27 (52.9%) Female 24 (47.1%) Non-statin: Male: 227 (50.3%) Female: 224 (49.7%)	Statin: Male 366 (56.5%) Female 282 (43.5%) Non-statin: Male 366 (56.5%) Female 282 (43.5%)	Statin: Male 366 (56.5%) Female 282 (43.5%) Non-statin: Male 366 (56.5%) Female 282 (43.5%)	Statin: Male 366 (56.5%) Female 282 (43.5%) Non-statin: Male 366 (56.5%) Female 282 (43.5%)	Statin: Male 366 (56.5%) Female 282 (43.5%) Non-statin: Male 366 (56.5%) Female 282 (43.5%)	Statin: Male 366 (56.5%) Female 282 (43.5%) Non-statin: Male 366 (56.5%) Female 282 (43.5%)	Statin: Male 366 (56.5%) Female 282 (43.5%) Non-statin: Male 366 (56.5%) Female 282 (43.5%)	Statin: Male 366 (56.5%) Female 282 (43.5%) Non-statin: Male 366 (56.5%) Female 282 (43.5%)	Statin: Male 366 (56.5%) Female 282 (43.5%) Non-statin: Male 366 (56.5%) Female 282 (43.5%)	Statin: Male 366 (56.5%) Female 282 (43.5%) Non-statin: Male 366 (56.5%) Female 282 (43.5%)	Statin: Male 366 (56.5%) Female 282 (43.5%) Non-statin: Male 366 (56.5%) Female 282 (43.5%)	Statin: Male 366 (56.5%) Female 282 (43.5%) Non-statin: Male 366 (56.5%) Female 282 (43.5%)	Statin: Male 366 (56.5%) Female 282 (43.5%) Non-statin: Male 366 (56.5%) Female 282 (43.5%)	Statin: Male 366 (56.5%) Female 282 (43.5%) Non-statin: Male 366 (56.5%) Female 282 (43.5%)	Statin: Male 366 (56.5%) Female 282 (43.5%) Non-statin: Male 366 (56.5%) Female 282 (43.5%)	Statin: Male 366 (56.5%) Female 282 (43.5%) Non-statin: Male 366 (56.5%) Female 282 (43.5%)	Statin: Male 366 (56.5%) Female 282 (43.5%) Non-statin: Male 366 (56.5%) Female 282 (43.5%)	Statin: Male 366 (56.5%) Female 282 (43.5%) Non-statin: Male 366 (56.5%) Female 282 (43.5%)	Statin: Male 366 (56.5%) Female 282 (43.5%) Non-statin: Male 366 (56.5%) Female 282 (43.5%)	
HTN, DM, Edema, RD, CHD, Asthma, COPD, obesity, CKD, LD, Autoimmune Disease, Malignancy	RD, LD, HTN, DM	NA	NA	HTN, CAD, COPD, Asthma, DM, Hy-perlipidemia, CKD, Malignancy	HTN, DM, CHD, HF, LD, CKD, CVD, LD	HTN, DM, HF, CKD, COPD, Malignancy, Dementia	HTN, DM, CHD, HF, LD, CKD, CVD, LD	HTN, DM, CHD, HF, LD, CKD, CVD, LD	HTN, DM, CHD, HF, LD, CKD, CVD, LD	HTN, DM, CHD, HF, LD, CKD, CVD, LD	HTN, DM, CHD, HF, LD, CKD, CVD, LD	HTN, DM, CHD, HF, LD, CKD, CVD, LD	HTN, DM, CHD, HF, LD, CKD, CVD, LD	HTN, DM, CHD, HF, LD, CKD, CVD, LD	HTN, DM, CHD, HF, LD, CKD, CVD, LD	HTN, DM, CHD, HF, LD, CKD, CVD, LD	HTN, DM, CHD, HF, LD, CKD, CVD, LD	HTN, DM, CHD, HF, LD, CKD, CVD, LD	HTN, DM, CHD, HF, LD, CKD, CVD, LD	HTN, DM, CHD, HF, LD, CKD, CVD, LD	HTN, DM, CHD, HF, LD, CKD, CVD, LD	COPD, Hy-perlipidemia, DM	Atorvastatin, Simvastatin, Pravastatin	NA	
NA	NA	NA	NA	NA	NA	NA	NA	NA	NA	NA	NA	NA	NA	NA	NA	NA	NA	NA	NA	NA	NA	NA	NA	NA	
*	#	*	*	#	*	*	*	*	*	*	*	*	*	*	*	*	*	*	*	*	*	*	*	*	

Association of Statin Therapy on Clinical Outcomes in Covid-19 ...

Yetmar et al. (82)	Zhang et al. (83)	Khalili et al. (49)	Jia et al. (48)	Jakob et al. (47)	Israel et al. (46)
2020	2020	2021	2021	2021	2021
USA	China	Iran	USA	Germany	Israel
Retrospective Cohort	Retrospective Cohort	Retrospective Cohort	Retrospective Cohort	Cohort	Cross-Sectional
Statin: 500 Non-statin: 795 Total: 1295	Statin: 12762 Non-statin: 12762 Total: 25524	Statin: 66 Non-statin: 188 Total: 254	Statin: NA Non-statin: NA	Statin: NA Non-statin: NA Total: 2155	Statin: 235 Non-statin: 1556 Total: 1791
Statin: 65 (57-73) Non-statin: 55 (43-65) Total: NA	Statin: 66.0 (59.0-72.0) Non-statin: 57.0 (45.0-67.0) Total: 18-85 (range)	Statin: NA Non-statin: NA Total: NA	Statin: NA Non-statin: NA	Statin: NA Non-statin: NA Total: 66-85 (range)	STATIN: 56.8±18.9 Non-statin: NA Total: NA
Statin: Male: 307 (61%); Female: 193 (39%) Non-statin: Male: 410 (52%); Female: 385(48%)	Statin: Male: 602 (49.4%); Female: 12160 (50.6%) Non-statin: Male: 6228 (48.8%); Female: 6534 (51.2%)	Statin: NA Non-statin: NA Total: Male: 142 (55.9%); Female: 112 (44.1%)	Statin: NA Non-statin: NA	Statin: NA Non-statin: NA Total: Male: 1287 (59.7%); Female: 868 (40.3%)	Statin: NA NON-STATIN: NA
DM, CHF, CHD	COPD, HTN, DM, CHD, CVD, LD, CKD	CHD, HTN, COPD, DM	----	CHD, DM, RD, Ma- lignancy, Neurological disease, CKD	HTN, DM, CKD, CHF, COPD, Malignancy, IHD
Atorvastatin, Rosuvastatin, Fluvastatin, Pitavastatin Y, Pravastatin	Atorvastatin, Rosuvastatin, Simvastatin, Pravastatin, ACEi/ARB	NA	NA	NA	Rouvastatin
*	*	#	#	#	*

Association of Statin Therapy on Clinical Outcomes in Covid-19 ...

Terlecki et al. (76)	Tignanelli et al. (77)	Torres Peña et al. (78)	Villalba et al. (30)	Wander et al. (80)	Wang et al. (84)	Yan et al. (81)
2021	2021	2021	2021	2021	2020	2019
Poland	USA	Spain	Spain	US	USA	China
Retrospective Cohort	Retrospective Cohort	Retrospective Cohort	Retrospective Cohort	Cohort	Retrospective Cohort	Cohort
Statin: 269 Non-statin: 1460 Total: 1729	Statin: 25962 Non-statin: 934 Total: 26896	Statin: 1130 Non-Statins: 1791 Total: 2921	Statin: 295 Non-statin: 564 Total: 859	Statin: 12781 Non-statin: NA Total: 35879	Statin: 27 Non-statin: 31 Total: 58	Statin: 15 Non-statin: 563 Total: 578
Statin: NA Non-statin: NA Total: 63 (50-75)	Statin: NA Non-statin: NA Total: NA	Statin: 72±10 Non-statin: 73±11 Total: NA	Statin: NA Non-statin: NA Total: 68.1	Statin: NA Non-statin: NA Total: NA	Statin: NA Non-statin: NA Total: 67	Statin: NA Non-statin: NA Total: 49.18
Statin: NA Non-statin: NA Total: Male: 886 (51.02%); Female: 843 (48.8%)	Statin: NA Non-statin: NA Total: Male: 886 (51.02%); Female: 843 (48.8%)	Statin: Male: (60.3%); Female: (39.7%) Non-statin: Male: (60.3%); Female: (39.7%)	Statin: NA Non-statin: NA Total: Male: 434 (51.5%); Female: 425 (49.5%)	Statin: NA Non-statin: NA Total: Male: 293 (50.7%); Female: 285 (49.3%)	Statin: NA Non-statin: NA Total: Male: 293 (50.7%); Female: 285 (49.3%)	Statin: NA Non-statin: NA Total: Male: 293 (50.7%); Female: 285 (49.3%)
HTN, Hyperlipidemia, DM, CHD, HF, CVD, Asthma, COPD	DM, Obesity, NAFLD, NASH	HTN, DM, CHD, CVD, PAD, Dyslipidemia	HTN, DM, CKD, Dyslipidemia, COPD	CVD, HF, CKD	HTN, hyperlipidemia, obesity, DM, CKD, RD	LD, DM, HTN, CVD, Malignancy
NA	NA	Atorvastatin, Rosuvastatin, Fluvastatin	NA	NA	NA	NA
#	*	#	*	*	*	*

Association of Statin Therapy on Clinical Outcomes in Covid-19 ...

Salvador et al. (70)	Saeed et al. (69)	M. Satué et al. (71)	Soldevila et al. (72)	Song et al. (74)	Soleimani et al. (73)	Strandberga et al. (75)
2021	2020	2021	2021	2020	11	2021
Portugal	USA	Spain	Spain	USA	Iran	Finland
Prospective Cohort	Retrospective Cohort	Cohort	Cross-sectional	Retrospective Cohort	Retrospective Cohort	Coronado study
Statin: 106 Non-statin: 139 Total: 254	Statin: 1355 Non-statin: 2897 Total: 4252	Statin: 16,134 Non-statin: 62949 Total: 79083	Statin: 224 Non-statin: 1082 Total: 1306	Statin: 123 Non-statin: 126 Total: 249	Statin: 66 Non-statin: 188 Total: 254	Statin: NA Non-statin: NA Total: NA
Statin: NA Non-statin: NA Total: 79	Statin: 69±12 Non-statin: 63±17 Total: 65±16	Statin: NA Non-statin: NA Total: ≥50	Statin: NA Non-statin: NA Total: 86.7	Statin: 71.0 (60.0-79.0) Non-statin: 54.5 (42.0-67.0) Total: 62.0 (51.0-75.0)	Statin: NA Non-statin: NA Total: 66.4±12.9	Statin: NA Non-statin: NA Total: NA
Statin: NA Non-statin: NA	Statin: Female: 618 (45%); Male: 737(55%) Non-statin: Male: 1518 (53%); Female: 1379 (47%)	Statin: NA Non-statin: NA Total: Male: 37,626 (47.6%); Female: 41457 (52.4%)	Statin: NA Non-statin: NA Total: Male: 353 (27%); Female: 953 (73%)	Statin: NA Non-statin: NA	Statin: NA Non-statin: NA Total: NA	Statin: NA Non-statin: NA Total: NA
HTN, COPD, Obesity, Malignancy, CKD, DM, CHD, Autoimmune Disease, Dyslipidemia, AF	DM, HTN, CHD, RD	Neurological disease, CKD, Malignancy, IBD, RD, CHD, AF, LD, DM, HTN, Obesity, Hyperlipidemia,	HTN, dementia, DM	HTN, CVD, COPD, DM, LD, Obesity	DM, CHD, CVD, LD, CKD, Malignancy	DM, HTN, HF, COPD
NA	Atorvastatin, Pravastatin, Rosuvastatin, Simvastatin	NA	Atorvastatin, Lovastatin, Rosuvastatin, Simvastatin	NA	NA	NA
*	*	#	#	#	*	*

Association of Statin Therapy on Clinical Outcomes in Covid-19 ...

Oh et al. (63)	Pareek et al. (64)	Peymani et al. (65)	Ramos-Rincón et al. (66)	Rodriguez-Nava et al. (67)	Russo et al. (68)
2021	2021	2021	2021	2020	2021
Korea	USA	Iran	Spain	USA	Italy
Retrospective Cohort	Prospective Cohort	Retrospective Cohort	Retrospective Cohort	Retrospective Cohort	Retrospective Cohort
Statin: 22633 Non-statin: 101697 Total: 122040	Statin: NA Non-statin: NA Total: 67 (IQR: 55-80)	Statin: 75 Non-statin: 75 Total: 150	Statin: NA Non-statin: NA Total: NA	Statin: NA Non-statin: NA Total: 87	Statin: 167 Non-statin: 300 Total: 467
Statin: NA Non-statin: NA Total: > 20	Statin: NA Non-statin: NA Total: 67 (IQR: 55-80)	Statin: 63.59±13.18 Non-statin: 61.72±15.83 Total: NA	Statin: NA Non-statin: NA Total: >80	Statin: NA Non-statin: NA Total: 68 (58-75)	Statin: 70.58±12.03 Non-statin: 64.82±15.41 Total: 66.88±14.55
Statin: Male: 8147 (36.0%); Female: 14486 (64%) Non-statin: Male: 40579 (39.9%); Female: 61118 (59.9%)	Statin: NA Non-statin: NA	Statin: Male:45 (60%); Female: 30 (40%) Non-statin: Male:43 (57.3%); Female: 32 (42.7%)	Statin: NA Non-statin: NA	Statin: NA Non-statin: NA Total: Male: 56 (64.4%); Female: 31 (35.6%)	Statin: Male: 115 (68.9%); Female: 52 (31.1%) Non-statin: Male: 179 (59.7%); Female: 121 (40.3%)
HTN, DM, PVD, CKD, Rheumatic disease, Dementia, Peptic ulcer disease, Hemiplegia or paraplegia, LD, COPD, CVD, CHF, MI, Malignancy, AIDS/HIV	NA	HTN, DM, CHD, RD, CKD	DM, HTN, Dyslipidemia, AF, CHD, CVD, PVD, COPD, Obesity, Malignancy, CKD	HTN, CHD	HTN, DM, Dyslipidemia, AF, CHD, Stroke, CKD, COPD
NA	NA	Atorvastatin, Rosuvastatin, Simvastatin	NA	Atorvastatin	NA
*	*	*	*	*	*

Association of Statin Therapy on Clinical Outcomes in Covid-19 ...

Memel et al. (58)	Mitiacchio et al. (59)	Valeri et al. (79)	Nguyen et al. (60)	Nicholson et al. (61)	Oddy et al. (62)
2021	2020	2020	2020	2021	2020
USA	Italy	USA	USA	USA	United Kingdom
Retrospective Cohort	Retrospective Cohort	Cohort	Retrospective Cohort	Retrospective Cohort	Retrospective Cohort
Statin: 311 Non-statin: 360 Total: 671	Statin: 179 Non-statin: 663 Total: 842	Statin: 43 Non-statin: 16 Total: 59	Statin: 115 Non-statin: 574 Total: 689	Statin: 511 Non-statin: 531 Total: 1042	Statin: NA Non-statin: NA
Statin: 55 (43-66) Non-statin: NA Total: NA	Statin: NA Non-statin: NA Total: NA	Statin: NA non-statin: NA Total: 63	Statin: NA Non-statin: NA Total: 55 (40-68)	Statin: NA Non-statin: NA Total: 64 (Median)	Statin: NA Non-statin: NA Total: NA
Statin: NA Non-statin: NA Total: Male: 173 (55.6%); Female: 138 (44.4%)	Statin: Male: 126 (70.4%); Female: 53 (29.6%) Non-statin: Male: 393 (59.3%); Female: 270 (40.7%)	Statin: NA Non-statin: NA	Statin: NA Non-statin: NA	Statin: NA Non-statin: NA	Statin: NA Non-statin: NA
CHD, CHF, HTN, DM, Dyslipidemia, CKD, LD, NAFLD, Viral Hepatitis, HIV, Malignancy, COPD, Asthma, OSA	Obesity, CHF, MI, DM, CHD, HF, CKD, COPD, CVD, Malignancy	HTN, DM, CAD, RD	Obesity, DM, HTN, CVD, CKD, COPD, Asthma, HTN, CHD, HF, AF	DM, CHD, HTN, CKD, COPD, Malignancy	DM, CKD, HTN, CHD, hyperlipidemia, PVD, COPD, Asthma, CVD, Dementia, Osteoporosis, Vitamin D Deficiency, Malignancy
Atorvastatin, Rosuvastatin	Atorvastatin, Simvastatin, Rosuvastatin	NA	NA	NA	Atorvastatin, Simvastatin
*	*	#	*	*	*

Association of Statin Therapy on Clinical Outcomes in Covid-19 ...

Lohia et al. (53)	Lohia et al. (52)	Mallow et al. (54)	Maric et al. (55)	Masana et al. (56)	Meintrup et al. (57)
2020	2021	2020	2021	2020	2021
USA	USA	USA	USA	Spain	Germany
Retrospective Cohort	Retrospective Cohort	Retrospective Cohort	Retrospective Cohort	Retrospective Cohort	Retrospective Cohort
Statin: 454 Non-statin: 560 Total: 1014	Statin: 250 Non-statin: 672 Total: 922	Statin: 5313 Non-statin: 16303 Total: 21676	Statin: 2297 Non-statin: 16169 Total: 18466	Statin: 581 Non-statin: 1576 Total: 2157	Statin: NA Non-statin: NA
Statin: 18-65 Non-statin: NA Total: 65	Statin: 66 (59-75) Non-statin: 65 (54-73) Total: 66 (56-73.25)	Statin: NA Non-statin: NA Total: NA	Statin: NA Non-statin: NA Total: 18-65	Statin: 73 (65-80) Non-statin: NA Total: 67 (54-78)	Statin: NA Non-statin: NA
Statin: Male: 240 (52.9%); Female: 214 (48.1%) Non-statin: Male: 290 (51.8%); Female: 270 (49.2%)	Statin: Male: 139 (55.6%); Female: 111(44.4%) Non-statin: Male: 351 (52.2%); Female: 321 (48.8%)	Statin: NA Non-statin: NA	Statin Male: 1222 (53.2%); Female: 1075 (46.8%) Non-statin: NA	Statin: Male: 356 (61%); Female: 225 (39%) Non-statin: Male: 878 (55.71%); Female: 698 (44.29%)	Statin: NA Non-statin: NA
RD, CHD, HTN, DM, Hyperlipidemia, CHF, CVD, Malig-nancy, LD, CKD, ESRD	RD, CHD, HTN, DM, Hyperlipidemia, CHF, CVD, Cancer, LD, CKD, ESRD	RD, Asthma, CHD, Obesity, DM, CKD, LD, HTN, Hypothyroidism	HTN, DM, COPD, Obesity, Hyperlipid-emia, CVD	HTN, Hyperlipidemia, DM, Obesity, CHD, CVD, PAD, HF, COPD, Asthma, LD, CKD, Malignancy	NA
Atorvastatin, Pravastatin, Rosu-vastatin, Simvastatin, Lovastatin	NA	NA	NA	NA	NA
*	*	*	*	*	*

Lala et al. (50)	2020	USA	Retrospective Cohort	Statin: 984 Non-statin: 1752 Total: 2736	Statin: NA Non-statin: NA Total: 66.4	CHD, DM, HF, HTN, AF, CKD	NA	*
Lee et al. (51)	2021	Korea	Retrospective Cohort	Statin: 533 Non-statin: 9915 Total: 10448	Statin: 65.53 Non-statin: NA Total: 45 (Median)	HTN, DM, CHD, HF, CVD, COPD, Malignancy, CKD	NA	*
				Statin: NA Non-statin: NA Total: 66.4	Statin: Male: 181 (33.6%); Female: 352 (66.04%) Non-statin: NA			

* Included to meta-analysis

Not included to meta-analysis

PAD, Peripheral artery disease; HF, Heart failure; RD, Respiratory disease including Chronic/acute lung disease; CKD, Chronic kidney disease; RF, Renal failure; IBD, Inflammatory bowel disease; AF, Atrial fibrillation; CHF, Congestive heart failure; MI, Myocardial infarction; IHD, Ischemic heart disease; CHD, Coronary Heart disease including coronary artery disease and arteriosclerotic heart disease; HTN, Hypertension; CVD, Cerebrovascular disease including stroke, Transient ischemic attack and cerebrovascular accident; LD, Liver disease including chronic/acute liver disease, Chronic hepatic dysfunction, cirrhosis and non-viral hepatitis; OSA, Obstructive Sleep Apnea; DM, Diabetic mellites; NASH, Non-alcoholic steatohepatitis

and Italy (4 studies, 7.84%).

Summary measure of clinical outcomes for statin use

Table 2 showed the calculated odds ratio with 95% confidence interval (CI) for different clinical outcomes in included studies to meta-analysis. Also Figure 2 shows the forest plot for mortality odds ratio with 95% CI for included studies. As showed in Figure 2, the pooled estimate of mortality odds ratio (95% CI) for statins therapy was 0.73 (0.66 to 0.81) [Number of included studies=49; $I^2=76.8\%$, $P<0.001$]. It means, in overall, the use of statin decreases the COVID-19 risk of mortality about 27%. Table 3 shows the summary measure of mortality odds ratio for statins therapy in different subgroups. The pooled estimate of odds ratio (95% CI) for statins therapy were 0.79 (0.55 to 1.13)

[Number of included studies=6; $I^2=84.9\%$, $P<0.001$] for mortality <28 days and 0.72 (0.64 to 0.80) [Number of included studies=42; $I^2=74.4\%$, $P<0.001$]; for mortality >28 days. It means, in overall, the use of statin decreases the COVID-19 risk of mortality >28 days about 28% but have no effects on the mortality <28 days. The pooled estimate of mortality odds ratio (95% CI) for statins therapy was 1.05 (0.70 to 1.56), 0.69 (0.62 to 0.77), 0.88 (0.45 to 1.71) in cross-sectional studies, retrospective studies and prospective studies; respectively. Additionally, the forest plot for the other clinical outcomes including ICU admission, ventilation, severe COVID-19, recovery, oxygen therapy, kidney failure, hospitalization, asymptomatic COVID-19 and ARDS is presented in supplementary Figures 1 to 8 and summary measures reported in Table 3. As shown in Table 3, the use of statins overallly lead to decrease

Table 2. calculated odds ratio and 95% confidence interval for different clinical outcomes in included studies to meta-analysis

Author	Outcomes	OR (95% CI)	Author	Outcomes	OR (95% CI)
Aghajani et al. ⁴¹	> 28-Day Mortality	0.68 (0.52-0.89)	Villalba et al. ³⁰	> 28-Day Mortality	0.55 (0.33-0.92)
	Mechanical Ventilation	0.60 (0.39-0.92)	Torres Peña et al. ⁷⁸	> 28-Day Mortality	0.67 (0.54-0.83)
	Recovery	0.91 (0.68-1.21)		Kidney Failure	0.76 (0.60-0.97)
Aparisi et al. ²⁶	> 28-Day Mortality	0.48 (0.30-0.77)	Tignanelli et al. ⁷⁷	> 28-Day Mortality	0.81 (0.66-0.98)
	Mechanical Ventilation	0.84 (0.50-1.42)	Terlecki et al. ⁷⁶	> 28-Day Mortality	0.50 (0.30-0.80)
	ARDS	1.18 (0.88-1.58)		Oxygen therapy	0.84 (0.58-1.21)
Bui et al. ²⁷	> 28-Day Mortality	0.08 (0.01-0.63)	Soleimani et al. ⁷³	Severe-COVID-19	1.80 (0.92-3.50)
Butt et al. ²⁸	< 28-Day Mortality	0.98 (0.79-1.21)		> 28-Day Mortality	0.93 (0.49-1.76)
	Severe-COVID-19	1.22 (0.99-1.53)	Song et al. ⁷⁴	< 28-Day Mortality	0.88 (0.37-2.08)
Byttebier et al. ²⁹	< 28-day Mortality	0.56 (0.39-0.93)		ICU Admission	0.90 (0.49-1.67)
Cariou et al. ³²	< 28-day Mortality	1.19 (0.84-1.68)		Mechanical Ventilation	0.45 (0.20-0.99)
Cariou et al. ³¹	< 28-day Mortality	1.64 (1.08-1.95)	Soldevila et al. ⁷²	> 28-Day Mortality	0.69 (0.50-1.00)
Chacko et al. ³³	> 28-Day Mortality	0.14 (0.03-0.61)	Saeed et al. ⁶⁹	> 28-Day Mortality	0.49 (0.41-0.59)
	Mechanical Ventilation	1.10 (0.60-2.00)	Salvador et al. ⁷⁰	> 28-Day Mortality	0.73 (0.43-1.25)
Daniels et al. ³⁵	Asymptomatic COVID-19	0.60 (0.28-1.24)		Mechanical Ventilation	1.00 (0.51-1.92)
Daniels et al. ³⁴	> 28-Day Mortality	0.59 (0.50-0.69)	Russo et al. ⁶⁸	ARDS	1.10 (0.56-2.44)
	ICU Admission	1.30 (1.18-1.42)	Rodriguez-Nava et al. ⁶⁷	> 28-Day Mortality	0.36 (0.16-0.76)
	Mechanical Ventilation	1.12 (1.01-1.24)	Ramos-Rincón et al. ⁶⁶	> 28-Day Mortality	0.92 (0.72-1.98)
	Severe disease	1.32 (1.22-1.44)	Peymani et al. ⁶⁵	> 28-Day Mortality	0.85 (0.01-5.65)
Spiegelcer et al. ³⁶	Asymptomatic COVID-19	3.52 (1.11-16.2)		Mechanical Ventilation	0.96 (0.61-2.99)
	Severe-COVID-19	0.86 (0.25-2.50)	Pareek et al. ⁶⁴	> 28-Day Mortality	1.67 (1.05-2.67)
	> 28-Day Mortality	0.51 (0.14-1.35)	Oh et al. ⁶³	> 28-Day Mortality	0.74 (0.52-1.05)
Fan et al. ³⁷	> 28-Day Mortality	0.25 (0.07-0.94)	Oddy et al. ⁶²	> 28-Day Mortality	0.72 (0.44 - 1.19)
	ARDS	0.22 (0.05-0.90)		ICU Admission	0.33 (0.15 - 0.72)
Grasselli et al. ³⁸	> 28-Day Mortality	1.00 (0.81-1.25)		Kidney Failure	1.09 (0.83 - 1.46)
Greco et al. ³⁹	> 28-Day Mortality	0.63 (0.29-1.35)	Nicholson et al. ⁶¹	Mechanical Ventilation	0.84 (0.65 - 1.09)
Gupta et al. ⁴⁰	> 28-Day Mortality	0.49 (0.38-0.63)		> 28-Day Mortality	1.63 (1.20 - 2.22)
	Mechanical Ventilation	0.78 (0.60-1.01)	Nguyen et al. ⁶⁰	Hospitalization	3.56 (2.20 - 5.78)
Holt et al. ⁴³	> 28-Day Mortality	0.85 (0.54-1.33)		> 28-Day Mortality	0.83 (0.33 - 1.75)
Ikari et al. ⁴⁵	Oxygen saturation	0.29 (0.09-0.99)	Mitacchione et al. ⁵⁹	ICU Admission	0.54 (0.22 - 1.29)
	ICU Admission	0.86 (0.60-1.24)		Severe-COVID-19	1.70 (1.07 - 0.71)
	ARDS	1.06 (0.66-1.68)	Meintrup et al. ⁵⁷	> 28-Day Mortality	0.54 (0.35 - 0.86)
	Mechanical Ventilation	0.93 (0.63-1.37)	Memel et al. ⁵⁸	> 28-Day Mortality	0.54 (0.33 - 0.87)
	> 28-Day Mortality	0.84 (0.53-1.32)	Masana et al. ⁵⁶	ICU Admission	1.20 (0.96 - 1.60)
Israel et al. ⁴⁶	Hospitalization	0.67 (0.60-0.76)		Mechanical Ventilation	1.23 (0.93 - 1.62)
Zhang et al. ⁸³	< 28-Day Mortality	0.60 (0.45-0.83)		Kidney Failure	1.40 (1.10 - 1.80)
	Mechanical Ventilation	0.51 (0.34-0.78)		ARDS	1.36 (1.11 - 1.67)
	ICU Admission	0.80 (0.62-1.05)	Maric et al. ⁵⁵	> 28-Day Mortality	0.92 (0.81 - 1.05)
	ARDS	0.81 (0.5-1.16)	Mallow et al. ⁵⁴	> 28-Day Mortality	0.54 (0.49 - 0.60)
	Kidney Failure	0.78 (0.41-1.76)	Lohia et al. ⁵²	> 28-Day Mortality	0.61 (0.42 - 0.90)
Yetmar et al. ⁸²	> 28-Day Mortality	1.14 (0.64-2.03)		Mechanical Ventilation	0.61 (0.43 - 0.87)
Yan et al. ⁸¹	Severe-COVID-19	1.78 (0.54-5.13)		ICU Admission	0.54 (0.36 - 0.80)
Wang et al. ⁸⁴	> 28-Day Mortality	6.21 (1.37-39.77)	Lohia et al. ⁵³	> 28-Day Mortality	0.66 (0.46 - 0.95)
	Hospitalization	12.06 (2.78-76.13)		Mechanical Ventilation	0.80 (0.55 - 1.15)
Wander et al. ⁸⁰	Hospitalization	1.00 (0.91-1.10)		ICU Admission	0.92 (0.66 - 1.29)
	ICU Admission	0.91 (0.79-1.04)	Lee et al. ⁵¹	> 28-Day Mortality	0.64 (0.43 - 0.97)
	> 28-Day Mortality	0.76 (0.66-0.88)	Lala et al. ⁵⁰	> 28-Day Mortality	0.55 (0.45 - 0.68)

Association of Statin Therapy on Clinical Outcomes in Covid-19 ...

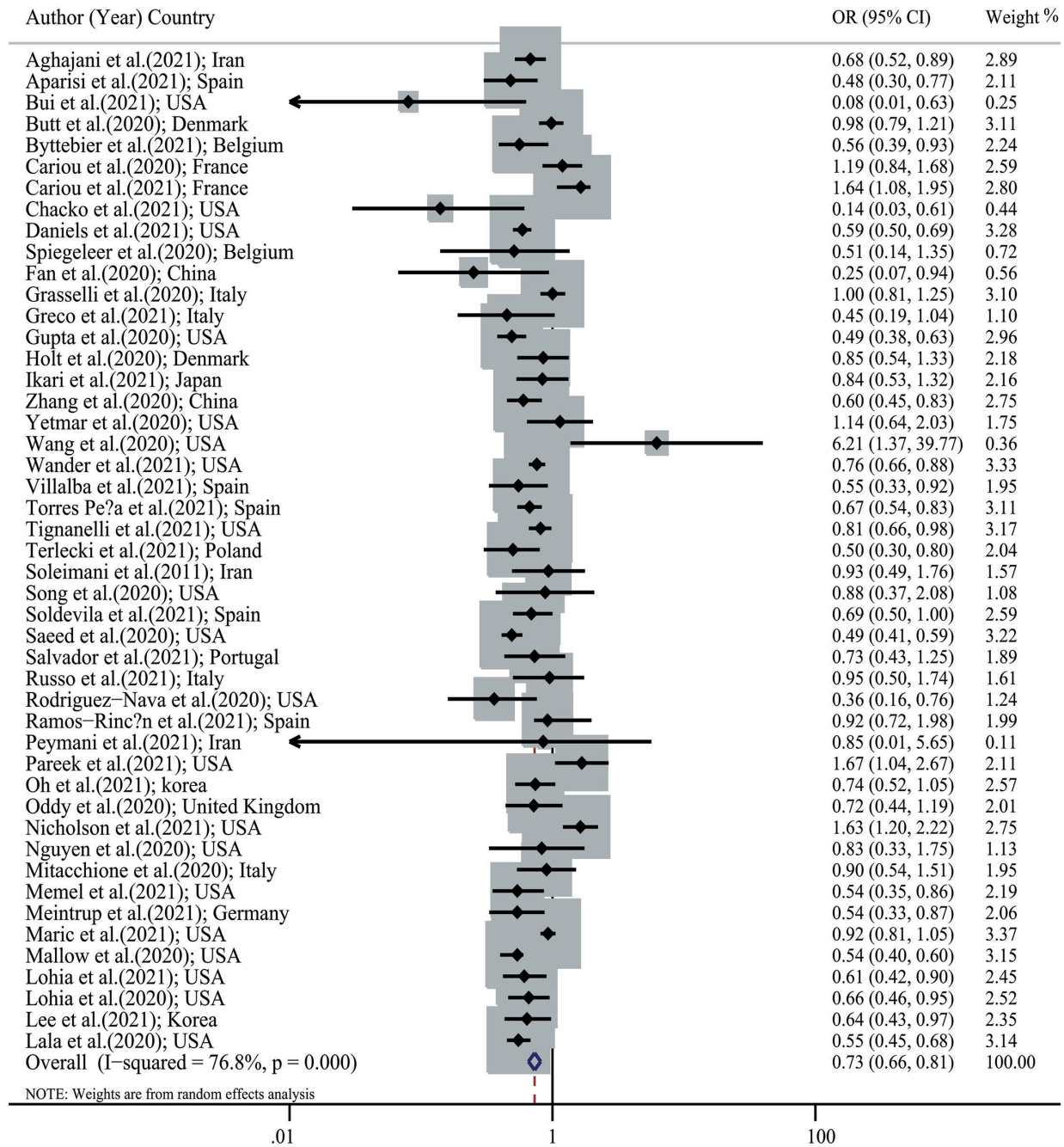


Figure 2. Forest plot for the association between statin therapy with odds of mortality in COVID-19 patients based on a random-effects model. Each study identifies by the first author (year) and country. Each line segment's midpoint shows the odds ratio estimate, length of line segment indicates 95% CI in each study, and diamond mark illustrates the pooled estimate of odds ratio.

odds of ventilation [pooled OR (95% CI): 0.85 (0.70 to 0.99)] but have no effects on the odds of ICU admission [pooled OR (95% CI): 0.93 (0.77 to 1.12)], oxygen therapy [pooled

OR (95% CI): 0.85 (0.70 to 0.99)], recovery [pooled OR (95% CI): 1.85 (0.35 to 9.92)], kidney failure [pooled OR (95% CI): 1.01 (0.73 to 1.40)], hospitalization [pooled OR (95%

Table 3. Pooled odds ratio and corresponding 95% confidence interval of statins therapy for mortality and other clinical outcomes in COVID-19 patients

Clinical outcomes	Number of studies [Heterogeneity indices]	Pooled OR (CI 95%)
Mortality		
<28 day	N=6; [I ² =84.9%, P<0.001, Tau ² =0.166]	0.79 (0.55 to 1.13)
>28 day	N=42; [I ² =74.4%, P<0.001, Tau ² =0.074]	0.72 (0.64 to 0.80)*
Cross-sectional	N=5; [I ² =80.6%, P=0.001, Tau ² =0.134]	1.05 (0.70 to 1.56)
Retrospective	N=41; [I ² =73.3%, P<0.001, Tau ² =0.066]	0.69 (0.62 to 0.77)*
Prospective	N=5; [I ² =83.0%, P=0.003, Tau ² =0.290]	0.88 (0.45 to 1.71)
Total	N=51; [I ² =76.8%, P<0.001, Tau ² =0.084]	0.73 (0.66 to 0.81)*
ICU admission	N=12; [I ² =81.5%, P<0.001, Tau ² =0.073]	0.93 (0.77 to 1.12)
Ventilation	N=16; [I ² =75.4%, P<0.001, Tau ² =0.080]	0.85 (0.70 to 0.99)*
Severe COVID-19	N=4; [I ² =0.0%, P=0.661, Tau ² =0.010]	1.32 (1.23 to 1.42)*
Recovery	N=2; [I ² =79.8%, P=0.026, Tau ² =1.215]	1.85 (0.35 to 9.92)
Oxygen therapy	N=2; [I ² =62.9%, P=0.101, Tau ² =0.355]	0.58 (0.22 to 1.57)
Kidney failure	N=4; [I ² =76.6%, P=0.005, Tau ² =0.077]	1.01 (0.73 to 1.40)
Hospitalization	N=4; [I ² =95.6%, P<0.001, Tau ² =0.182]	1.45 (0.88 to 2.36)
Asymptomatic COVID-19	N=2; [I ² =80.5%, P=0.024, Tau ² =1.259]	1.33 (0.24 to 7.44)
ARDS	N=7; [I ² =63.3%, P=0.012, Tau ² =0.067]	1.15 (0.88 to 1.49)

*Significance at 0.05

OR, Odds ratio; CI, Confidence interval; ARDS, Acute respiratory distress syndrome

CI): 1.45 (0.88 to 2.36)], asymptomatic disease [pooled OR (95% CI): 1.33 (0.24 to 7.44)], and ARDS [pooled OR (95% CI): 1.15 (0.88 to 1.49)]. Moreover, the results of the current meta-analysis showed that the use of statins overall was associated to severe COVID-19 [pooled OR (95% CI): 1.32 (1.23 to 1.42)]. In other word, in a COVID-19 patient under statins therapy, the odds of severe COVID-19 is 32% more than a COVID-19 patient who does not use statins during the disease.

Heterogeneity and Meta-regression

The results of Cochran's Q test showed significant heterogeneity among the studies for all outcomes except for severe COVID-19 (Table 3). The heterogeneity source of mortality, the main outcome of the present

studies, was evaluated by meta-regression. As shown in Table 3, the I² index for mortality was 79.8%. The results of the simple and multiple meta-regression showed in Table 4. The results of the simple meta-regression analysis showed that study design (coefficient: 0.231, 95% CI, p: 0.011) has a significant effect on the heterogeneity and this variable explains 22.96% in log odds ratio of mortality variation. It means the log odds ratio from cross-sectional to retrospective cohort or from retrospective cohort to prospective cohort increased about 0.23 units. Other variables including sample size (coefficient: -0.001, p: 0.994), mean of age (coefficient: -0.002, p: 0.880), and death time (coefficient: -0.131, p: 0.417) had no significant effects on the heterogeneity of mortality (Figure 3a and 3b).

The effects of variables, including study design,

Table 4. Simple and multiple meta-regression results for the identification of mortality heterogeneity determinants in the included studies

Variables	Simple multiple meta-regression			Multiple meta-regression		
	Coefficient (95%CI)	P-value	Adj-R ²	Coefficient (95%CI)	P-value	Adj-R ²
Study design	0.231 (0.051 to 0.402)	0.011*	22.96%	0.383 (0.090 to 0.676)	0.013*	45.93%
Sample size (number)	-0.001 (-0.001 to 0.001)	0.994	0%	-0.001 (-0.001 to 0.001)	0.174	
Mean of age (yrs. old)	-0.002 (-0.26 to 0.241)	0.880	0%	-0.026 (-0.053 to 0.001)	0.056	
Death (<28 vs > 28 day)	-0.131 (-0.480 to 0.201)	0.417	1.29%	-0.201 (-0.707 to 0.304)	0.418	

*Significance at 0.05

CI, Confidence interval;

Coding for study design: 1=Cross-sectional, 2=Retrospective cohort, 3=Prospective cohort

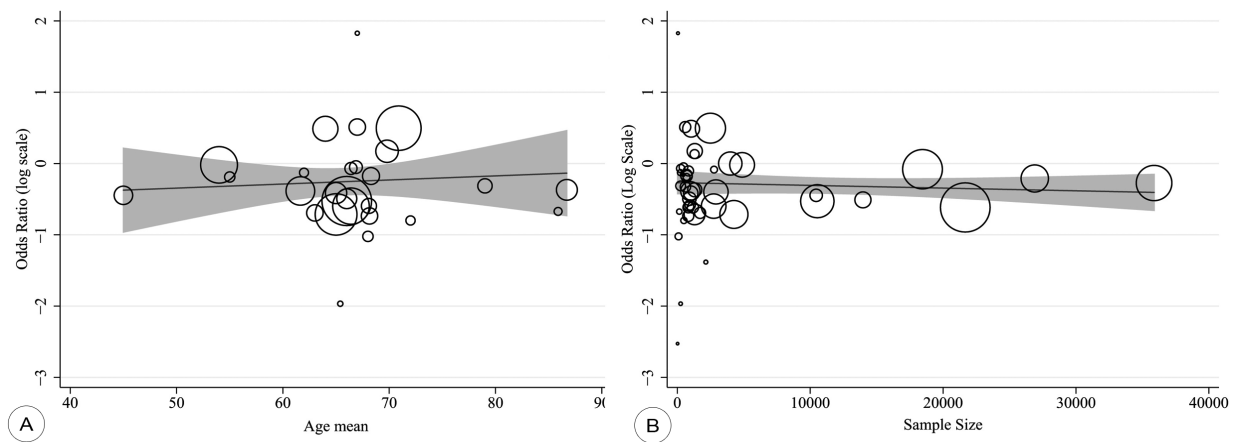


Figure 3. Association among age (A) and sample size (B) with the odds ratio of mortality for statin therapy (log scale) by means of meta-regression. The size of circles indicates the precision of each study.

sample size, mean of age and death time, on heterogeneity of mortality in multiple meta-regressions were also evaluated. As shown in Table 4, the study design remains significant effect on the heterogeneity of mortality (b: 0.383, p: 0.013) when adjusted for sample size, mean of age and death time. Although, the study design has a significant effect on the heterogeneity in the multiple model, but these four variables, in overall, explain about half of the mortality variance (Adj-R² = 45.93%).

Publication Bias

The results of Egger’s test showed no significant publication bias in the meta-analysis (coefficient: -0.051, p: 0.936). Figure 4 shows the funnel plot of mortality for statins therapy in the included studies.

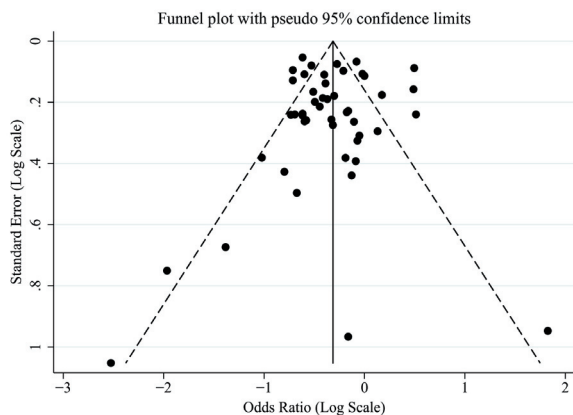


Figure 4. The funnel plot for publication bias assessment. The horizontal and vertical axes represent the odds ratio of mortality for statin therapy (in log scale) and the standard error of the odds ratio, respectively.

Discussion

The present meta-analysis showed that statin therapy was associated with a reduced risk of mortality and ventilation in patients with COVID-19 but have had no effects on other clinical outcomes as compared to non-statin users. Statins have been traditionally used as lipid-lowering medications in patients with cardiovascular and cerebrovascular diseases, diabetes mellitus as well as other systemic disorders. Most studies have shown a reduced or a trend for decreased risk of death with statin use,^{29, 30, 32-34, 36, 37, 39-41, 43, 45, 50-55, 57-60, 62, 63, 65-70, 72-74, 76-78, 80, 83} however, a few studies showed statins therapy were significantly associated with mortality.^{28, 31, 38, 61, 64, 81, 82} Thus, conducting a meta-analysis in this regard is inevitable. In the current study, the results of the simple meta-regression analysis showed that study design have a significant effect on heterogeneity and random-effects model of meta-analysis was applied. These heterogeneities in the reported results may originate from the chronic and in-hospital use of statins and it is an important

point of view to highlight. This suggests that prolonged exposure to statins would be required to manifest their beneficial consequences in patients with COVID-19. The presence of comorbidities in COVID-19 patients is associated with higher rates of severity and mortality, and patients with these chronic disorders are frequently prescribed statins before contracting and during COVID-19 infection.⁸⁵ Statins exert pleiotropic effects. High levels of cholesterol lead in the formation of atherosclerosis and accumulation of immune cells, including macrophages known as foam cells, which induce systemic inflammatory reactions, such as toll-like receptor and nuclear factor kappa-light-chain-enhancer of activated B cell (NF- κ B) signaling⁸⁶⁻⁸⁸ and in the main mechanism of action statins inhibit the HMG-CoA reductase in the cholesterol biosynthesis pathway. On the other hand, many pathways are required in the pathogenesis of COVID-19. SARS-CoV-2 enters into cells using ACE2, which is expressed with predominance in the lungs, heart, kidneys, and vascular system (89). ACE acts on angiotensin II to form angiotensin-(1 to 7), which has antifibrinolytic, anti-proliferative, anti-hypertrophic effects, vasodilating, and diuretic functions. Interestingly, statins can regulate ACE2 and have pleiotropic function against oxidative stress and inflammation.^{12, 90} Moreover, it seems that statins up-regulate angiotensin-converting enzyme 2 receptor, which can facilitate SARS-CoV-2 cell entry.⁹¹ In contrast, there is a potential mechanistic negative event of statins on COVID-19 infection from increasing ACE2 expression.⁹² On contrary, statins alleviate major pathophysiological disorders of SARS-CoV-2 infection, including acute lung injury, endotheliitis and thrombo-inflammation.⁹⁰

Besides, statins, especially pitavastatin, could cause a direct antiviral effect by interacting with the main protease enzyme of SARS-CoV-2.²⁰ The exaggerated immune response that lead to cytokine storm is thought to be the mechanism underlying the development of COVID-19-provoked complications, including ARDS, sepsis, dispersed intravascular coagulation and multiorgan failure.^{85, 93} Some authors found that patients on statins therapy during hospitalization had lower^{37, 83} but others showed higher rate of ARDS^{56, 58} whereas, there is a potential mechanistic negative event of statins on COVID-19 infection from higher rates of ACE2 expression.⁹² A recent study showed statins such as rosuvastatin significantly reduced SARS-CoV-2 hospitalization.⁴⁶ There were confounding factors that were not adequately reported or analyzed by the included studies that may contribute to the unexplained heterogeneity. Differences in statins types and dosage, as well as compliance, may affect the clinical outcomes. Some other studies indicated that the statins intake were significantly associated with hospitalization.⁶⁰ Randomized controlled trials are required for definite conclusion and there are several studies registered in clinical trials. Moreover, statin usage was significantly decreased the risk for intensive mechanical ventilation (IMV),^{41, 74} whereas another study indicated that patients on statins during hospitalization had more rates of being on IMV than patients never on statin at 28 days.⁵⁸ A few authors showed patients on statin therapy had less kidney injuries.^{78, 83} In contrast, some other studies demonstrated higher rates of kidney injuries.^{56, 62} Statin therapy was not significantly related to other secondary outcomes such as acute kidney injury.²⁸ Therefore, statin may provoke many side

effects such as myotoxicity and hepatotoxicity. Maybe myalgia (more common), increased creatine phosphokinase, rhabdomyolysis (rare) and consequently acute kidney injury, are the possible adverse events (94). However, liver injuries from statins are very rare, including COVID-19 patients.³⁶ In some patients, statins could cause elevated liver enzymes and rarely, liver injury in severe cases of COVID-19. Several authors have shown lower rates of ICU admission in participants taking statins^{52, 53, 59, 62} but others found that patients on statins during hospitalization had higher rates of ongoing ICU admission.^{34, 56, 58} However, the present meta-analysis showed that statin therapy was associated with a reduced risk of mortality and ventilation in patients with COVID-19 but have had no effects on other clinical outcomes. On other hand, there were some limitations to conduct the current study. First, due to the evaluation of observational studies, there is still a residual risk of confounding that can alter the results. Second, the heterogeneity of all estimates was high. Possible reasons for the heterogeneity include sample size, type, and timing of a heterogeneous population taking statins. Third, due to the lack of detailed information, there is a risk of misclassifying the timing of statin use (chronic versus hospitalized). Finally, some studies included outpatients and others only considered patients in the ICU. These differences in disease severity are possible sources of selection bias and may affect the estimate of the pooled effects.

Conclusion

The present meta-analysis showed that statin therapy was associated with a reduced risk of mortality and ventilation in patients with

COVID-19 but have had no effects on other clinical outcomes.

Acknowledgment

This study was approved by the Ethics Committee of Ilam University of Medical Sciences.

Funding

No.

Conflicts of interests

None declared.

References

1. Malekifar P, Pakzad R, Shahbahrami R, Zandi M, Jafarpour A, Rezayat SA, et al. Viral Coinfection among COVID-19 Patient Groups: An Update Systematic Review and Meta-Analysis. *Biomed Res Int.* 2021; 2021: 5313832.
2. Soltani S, Faramarzi S, Zandi M, Shahbahrami R, Jafarpour A, Akhavan Rezayat S, et al. Bacterial coinfection among coronavirus disease 2019 patient groups: an updated systematic review and meta-analysis. *New Microbes New Infect.* 2021; 43: 100910.
3. Pakzad R, Malekifar P, Shateri Z, Zandi M, Akhavan Rezayat S, Soleymani M, et al. Worldwide prevalence of microbial agents' coinfection among COVID-19 patients: A comprehensive updated systematic review and meta-analysis. *J Clin Lab Anal.* 2022; 36 (1): e24151.
4. Soltani S, Zandi M, Faramarzi S, Shahbahrami R, Vali M, Rezayat SA, et al. Worldwide prevalence of fungal coinfections among COVID-19 patients: a comprehensive systematic review and meta-analysis. *Osong Public Health Res Perspect.* 2022; 13 (1): 15-23.
5. Huang C, Wang Y, Li X, Ren L, Zhao J, Hu Y, et al. Clinical features of patients infected with 2019 novel coronavirus in Wuhan, China. *The Lancet.* 2020; 395 (10223): 497-506.
6. Holshue ML, DeBolt C, Lindquist S, Lofy KH, Wiesman J, Bruce H, et al. First case of 2019 novel coronavirus in the United States. *N Engl J Med.* 2020.
7. Ruan Q, Yang K, Wang W, Jiang L, Song J. Clinical predictors of mortality due to COVID-19 based on an analysis of data of 150 patients from Wuhan, China. *Intensive Care Med.* 2020; 46 (5): 846-8.
8. Zheng Z, Peng F, Xu B, Zhao J, Liu H, Peng J, et al. Risk factors of critical & mortal COVID-19 cases: A systematic literature review and meta-analysis. *J Infect.* 2020; 81 (2): e16-e25.
9. Wu C, Chen X, Cai Y, Zhou X, Xu S, Huang H, et al. Risk factors associated with acute respiratory distress syndrome and death in patients with coronavirus disease 2019 pneumonia in Wuhan, China. *JAMA Intern Med.* 2020; 180 (7): 934-43.
10. Nicin L, Abplanalp WT, Mellentin H, Kattih B, Tombor L, John D, et al. Cell type-specific expression of the putative SARS-

- CoV-2 receptor ACE2 in human hearts. *Eur Heart J*. 2020; 41 (19): 1804-6.
11. Hoffmann M, Kleine-Weber H, Schroeder S, Krüger N, Herrler T, Erichsen S, et al. SARS-CoV-2 cell entry depends on ACE2 and TMPRSS2 and is blocked by a clinically proven protease inhibitor. *Cell*. 2020; 181 (2): 271-80. e8.
 12. Castiglione V, Chiriaco M, Emdin M, Taddei S, Vergaro G. Statin therapy in COVID-19 infection. *Eur Heart J Cardiovasc Pharmacother*. 2020; 6 (4): 258-9.
 13. Musial J, Undas A, Gajewski P, Jankowski M, Sydor W, Szczeklik A. Anti-inflammatory effects of simvastatin in subjects with hypercholesterolemia. *Int J Cardiol*. 2001; 77 (2-3): 247-53.
 14. Ridker PM, Rifai N, Lowenthal SP. Rapid reduction in C-reactive protein with cerivastatin among 785 patients with primary hypercholesterolemia. *Circulation*. 2001; 103 (9): 1191-3.
 15. Ridker PM, Rifai N, Pfeffer MA, Sacks F, Braunwald E. Long-Term Effects of Pravastatin on Plasma Concentration of C-reactive Protein. *Circulation*. 1999; 100 (3): 230-5.
 16. Vaughan CJ, Gotto AM, Basson CT. The evolving role of statins in the management of atherosclerosis. *J Am Coll Cardiol*. 2000; 35 (1): 1-10.
 17. Kwak B, Mulhaupt F, Myit S, Mach F. Statins as a newly recognized type of immunomodulator. *Nat Med*. 2000; 6 (12): 1399-402.
 18. Mulhaupt F, Matter CM, Kwak BR, Pelli G, Veillard NR, Burger F, et al. Statins (HMG-CoA reductase inhibitors) reduce CD40 expression in human vascular cells. *Cardiovasc Res*. 2003; 59 (3): 755-66.
 19. Fedson DS. A practical treatment for patients with Ebola virus disease. *J Infect Dis*. 2015; 211 (4): 661-2.
 20. Reiner Ž, Hatamipour M, Banach M, Pirro M, Al-Rasadi K, Jamialahmadi T, et al. Statins and the COVID-19 main protease: in silico evidence on direct interaction. *Arch Med Sci*. 2020; 16 (3): 490.
 21. Fernandez R, De Pedro VJ, Artigas A. Statin therapy prior to ICU admission: protection against infection or a severity marker? *Intensive Care Med*. 2006; 32 (1): 160-4.
 22. Moher D, Liberati A, Tetzlaff J, Altman DG. Preferred reporting items for systematic reviews and meta-analyses: the PRISMA statement. *PLoS Med*. 2009; 6 (7): e1000097.
 23. Brunt EM, Wong VW, Nobili V, Day CP, Sookoian S, Maher JJ, et al. Nonalcoholic fatty liver disease. *Nat Rev Dis Primers*. 2015; 1: 15080.
 24. Kim JA, Choi KM. Sarcopenia and fatty liver disease. *Hepatol Int*. 2019; 13 (6): 674-87.
 25. Ghazanfarpour M, Kashani ZA, Pakzad

- R, Abdi F, Rahnamaei FA, Akbari PA, et al. Effect of electromagnetic field on abortion: A systematic review and meta-analysis. *Open Med (Wars)*. 2021; 16 (1): 1628-41.
26. Aparisi Á, Amat-Santos IJ, López Otero D, Marcos-Mangas M, González-Juanatey JR, San Román JA. [Impact of statins in patients with COVID-19]. *Rev Esp Cardiol*. 2021; 74 (7): 637-40.
27. Bui A-TN, Tyan K, Giobbie-Hurder A, Klein IA, Manos MP, Zubiri L, et al. Impact of COVID-19 on Patients with Cancer Receiving Immune Checkpoint Inhibitors. *J Immunother Precis Oncol*. 2021; 4 (2): 35-44.
28. Butt JH, Gerds TA, Schou M, Kragholm K, Phelps M, Havers-Borgersen E, et al. Association between statin use and outcomes in patients with coronavirus disease 2019 (COVID-19): a nationwide cohort study. *BMJ Open*. 2020; 10 (12): e044421.
29. Byttebier G, Belmans L, Alexander M, Saxberg BEH, De Spiegeleer B, De Spiegeleer A, et al. Hospital mortality in COVID-19 patients in Belgium treated with statins, ACE inhibitors and/or ARBs. *Hum Vaccin Immunother*. 2021; 17 (9): 2841-50.
30. Cabezón Villalba G, Amat-Santos IJ, Dueñas C, Lopez Otero D, Catala P, Aparisi A, et al. Impact of the presence of heart disease, cardiovascular medications and cardiac events on outcome in COVID-19. *Cardiol J*. 2021; 28 (3): 360-8.
31. Cariou B, Goronflot T, Rimbart A, Boullu S, Le May C, Moulin P, et al. Routine use of statins and increased COVID-19 related mortality in inpatients with type 2 diabetes: Results from the CORONADO study. *Diabetes Metab*. 2021; 47 (2): 101202.
32. Cariou B, Hadjadj S, Wargny M, Pichelin M, Al-Salameh A, Allix I, et al. Phenotypic characteristics and prognosis of inpatients with COVID-19 and diabetes: the CORONADO study. *Diabetologia*. 2020; 63 (8): 1500-15.
33. Chacko SR, DeJoy R, 3rd, Lo KB, Albano J, Peterson E, Bhargava R, et al. Association of Pre-Admission Statin Use With Reduced In-Hospital Mortality in COVID-19. *Am J Med Sci*. 2021; 361 (6): 725-30.
34. Daniels LB, Ren J, Kumar K, Bui QM, Zhang J, Zhang X, et al. Relation of prior statin and anti-hypertensive use to severity of disease among patients hospitalized with COVID-19: Findings from the American Heart Association's COVID-19 Cardiovascular Disease Registry. *PLoS One*. 2021; 16 (7): e0254635.
35. Daniels LB, Sitapati AM, Zhang J, Zou J, Bui QM, Ren J, et al. Relation of Statin Use Prior to Admission to Severity and Recovery Among COVID-19 Inpatients. *Am J Cardiol*. 2020; 136: 149-55.
36. De Spiegeleer A, Bronselaer A, Teo JT, Byttebier G, De Tré G, Belmans L, et al. The Effects of ARBs, ACEis, and Statins on Clinical Outcomes of COVID-19 Infection Among Nursing Home Residents. *J Am Med Dir Assoc*. 2020; 21 (7): 909-14.e2.
37. Fan Y, Guo T, Yan F, Gong M, Zhang

- XA, Li C, et al. Association of Statin Use With the In-Hospital Outcomes of 2019-Coronavirus Disease Patients: A Retrospective Study. *Front Med (Lausanne)*. 2020; 7: 584870.
38. Grasselli G, Greco M, Zanella A, Albano G, Antonelli M, Bellani G, et al. Risk Factors Associated With Mortality Among Patients With COVID-19 in Intensive Care Units in Lombardy, Italy. *JAMA Intern Med*. 2020; 180 (10): 1345-55.
39. Greco S, D'Amuri A, Giorgini E, Luciani F, Lopreiato M, Fortunato V, et al. Role of Statins in Coronavirus-Related Disease (COVID-19): A Retrospective Cohort Study in Northern Italy. *High Blood Press Cardiovasc Prev*. 2021; 28 (4): 355-64.
40. Gupta A, Madhavan MV, Poterucha TJ, DeFilippis EM, Hennessey JA, Redfors B, et al. Association between antecedent statin use and decreased mortality in hospitalized patients with COVID-19. *Nat Commun*. 2021; 12 (1): 1325.
41. Haji Aghajani M, Moradi O, Azhdari Tehrani H, Amini H, Pourheidari E, Hatami F, et al. Promising effects of atorvastatin on mortality and need for mechanical ventilation in patients with severe COVID-19; a retrospective cohort study. *Int J Clin Pract*. 2021; 75 (9): e14434.
42. Higuchi T, Nishida T, Iwahashi H, Morimura O, Otani Y, Okauchi Y, et al. Early clinical factors predicting the development of critical disease in Japanese patients with COVID-19: A single-center, retrospective, observational study. *J Med Virol*. 2021; 93 (4): 2141-8.
43. Holt A, Mizrak I, Lamberts M, Lav Madsen P. Influence of inhibitors of the renin-angiotensin system on risk of acute respiratory distress syndrome in Danish hospitalized COVID-19 patients. *J Hypertens*. 2020; 38 (8): 1612-3.
44. Huh K, Ji W, Kang M, Hong J, Bae GH, Lee R, et al. Association of previous medications with the risk of COVID-19: a nationwide claims-based study from South Korea. *MedRxiv*. 2020.
45. Ikari Y, Matsue Y, Torii S, Hasegawa M, Aihara K, Kuroda S, et al. Association between statin use prior to admission and lower coronavirus disease 2019 (COVID-19) severity in patients with cardiovascular disease or risk factors. *Circ*. 2021; 85 (6): 939-43.
46. Israel A, Schäffer AA, Cicurel A, Feldhamer I, Tal A, Cheng K, et al. Identification of drugs associated with reduced severity of COVID-19 – a case-control study in a large population. *eLife*. 2021; 10: e68165.
47. Jakob CE, Borgmann S, Duygu F, Behrends U, Hower M, Merle U, et al. First results of the “lean European open survey on SARS-CoV-2-infected patients (LEOSS)”. *Infection*. 2021; 49 (1): 63-73.
48. Jia X, Virani SS. Statins in COVID-19 infection: A rehash of old themes or truly a new hope? *J Clin Lipidol*. 2021; 15 (3): 399-401.
49. Khalili S, Sabaghian T, Sedaghat M, Soroureddin Z, Askari E, Khalili N. Prevalence, risk factors and outcomes associated with acute kidney injury in patients hospitalized for COVID-19: a comparative study between

diabetic and nondiabetic patients. *J Diabetes Res.* 2021; 2021.

50. Lala A, Johnson KW, Januzzi JL, Russak AJ, Paranjpe I, Richter F, et al. Prevalence and impact of myocardial injury in patients hospitalized with COVID-19 infection. *J Am Coll Cardiol.* 2020; 76 (5): 533-46.

51. Lee H-Y, Ahn J, Park J, Kyung Kang C, Won S-H, Wook Kim D, et al. Beneficial effect of statins in COVID-19-related outcomes—brief report: a national population-based cohort study. *Arterioscler Thromb Vasc Biol.* 2021; 41 (3): e175-e82.

52. Lohia P, Kapur S, Benjaram S, Cantor Z, Mahabadi N, Mir T, et al. Statins and clinical outcomes in hospitalized COVID-19 patients with and without Diabetes Mellitus: a retrospective cohort study with propensity score matching. *Cardiovasc Diabetol.* 2021; 20 (1): 1-15.

53. Lohia P, Kapur S, Benjaram S, Mir T. Association between antecedent statin use and severe disease outcomes in COVID-19: a retrospective study with propensity score matching. *J Clin Lipidol.* 2021; 15 (3): 451-9.

54. Mallow PJ, Belk KW, Topmiller M, Hooker EA. Outcomes of hospitalized COVID-19 patients by risk factors: results from a United States hospital claims database. *J Health Econ Outcomes Res.* 2020; 7 (2): 165.

55. Marić I, Oskotsky T, Kosti I, Le B, Wong RJ, Shaw GM, et al. Decreased mortality rate among COVID-19 patients prescribed statins: data from electronic health records in

the US. *Front Med (Lausanne).* 2021; 8: 30.

56. Masana L, Correig E, Rodríguez-Borjabad C, Anoro E, Arroyo JA, Jericó C, et al. Effect of statin therapy on SARS-CoV-2 infection-related mortality in hospitalized patients. *Eur Heart J Cardiovasc Pharmacother.* 2022; 8 (2): 157-64.

57. Meintrup D, Borgmann S, Seidl K, Stecher M, Jakob CEM, Pilgram L, et al. Specific Risk Factors for Fatal Outcome in Critically Ill COVID-19 Patients: Results from a European Multicenter Study. *J Clin Med.* 2021; 10 (17).

58. Memel ZN, Lee JJ, Foulkes AS, Chung RT, Thaweethai T, Bloom PP. Association of Statins and 28-Day Mortality Rates in Patients Hospitalized With Severe Acute Respiratory Syndrome Coronavirus 2 Infection. *J Infect Dis.* 2022 1 (1): 19–29.

59. Mitacchione G, Schiavone M, Curnis A, Arca M, Antinori S, Gasperetti A, et al. Impact of prior statin use on clinical outcomes in COVID-19 patients: data from tertiary referral hospitals during COVID-19 pandemic in Italy. *J Clin Lipidol.* 2021; 15 (1): 68-78.

60. Nguyen AB, Upadhyay GA, Chung B, Smith B, Besser SA, Johnson JA, et al. Outcomes and cardiovascular comorbidities in a predominantly African-American population with COVID-19. *medRxiv.* 2020.

61. Nicholson CJ, Wooster L, Sigurslid HH, Li RH, Jiang W, Tian W, et al. Estimating risk of mechanical ventilation and in-hospital mortality among adult COVID-19 patients

- admitted to Mass General Brigham: The VICE and DICE scores. *EClinicalMedicine*. 2021; 33: 100765.
62. Oddy C, McCaul J, Keeling P, Allington J, Senn D, Soni N, et al. Pharmacological Predictors of Morbidity and Mortality in COVID-19. *J Clin Pharmacol*. 2021; 61 (10): 1286-300.
63. Oh TK, Song I, Jeon Y-T. Statin therapy and the risk of COVID-19: a cohort study of the National Health Insurance Service in South Korea. *J Pers Med*. 2021; 11 (2): 116.
64. Pareek M, Singh A, Vadlamani L, Eder M, Pacor J, Park J, et al. Relation of cardiovascular risk factors to mortality and cardiovascular events in hospitalized patients with coronavirus disease 2019 (from the Yale COVID-19 Cardiovascular Registry). *Am J Cardiol*. 2021; 146: 99-106.
65. Peymani P, Dehesh T, Aligolighasemabadi F, Sadeghdoust M, Kotfis K, Ahmadi M, et al. Statins in patients with COVID-19: a retrospective cohort study in Iranian COVID-19 patients. *Transl Med Commun*. 2021; 6 (1): 1-14.
66. Ramos-Rincón JM, Pérez-Belmonte LM, Carrasco-Sánchez FJ, Jansen-Chaparro S, De-Sousa-Baena M, Bueno-Fonseca J, et al. Cardiometabolic therapy and mortality in very old patients with diabetes hospitalized due to COVID-19. *J Gerontol A Biol Sci Med Sci*. 2021; 76 (8): e102-e9.
67. Rodríguez-Nava G, Trelles-García DP, Yanez-Bello MA, Chung CW, Trelles-García VP, Friedman HJ. Atorvastatin associated with decreased hazard for death in COVID-19 patients admitted to an ICU: a retrospective cohort study. *Crit Care*. 2020; 24 (1): 1-2.
68. Russo V, Silverio A, Scudiero F, Attena E, D'Andrea A, Nunziata L, et al. Preadmission Statin Therapy and Clinical Outcome in Hospitalized Patients With COVID-19: An Italian Multicenter Observational Study. *J Cardiovasc Pharmacol*. 2021; 78 (1): e94.
69. Saeed O, Castagna F, Agalliu I, Xue X, Patel SR, Rochlani Y, et al. Statin Use and In-Hospital Mortality in Patients With Diabetes Mellitus and COVID-19. *J Am Heart Assoc*. 2020; 9 (24): e018475.
70. Salvador P, Oliveira P, Costa T, Fidalgo M, Neto R, Silva ML, et al. Clinical Features and Prognostic Factors of 245 Portuguese Patients Hospitalized With COVID-19. *Cureus*. 2021; 13 (3): e13687.
71. Satué-Gracia EM, Vila-Córcoles A, de Diego-Cabanes C, Vila-Rovira A, Torrente-Fraga C, Gómez-Bertomeu F, et al. Susceptibility and risk of SARS-COV-2 infection among middle-aged and older adults in Tarragona area, Spain. *Med Clin (Barc)*. 2022; 158 (6): 251-9.
72. Soldevila L, Valerio-Sallent L, Roure S, Pérez-Quílez O, Mas M, Miralles R, et al. Drug exposure may have a substantial influence on COVID-19 prognosis among residents of long-term care facilities: an exploratory analysis. *Int J Infect Dis*. 2021; 109: 192-4.
73. Soleimani A, Kazemian S, Karbalai

- Saleh S, Aminorroaya A, Shajari Z, Hadadi A, et al. Effects of angiotensin receptor blockers (ARBs) on in-hospital outcomes of patients with hypertension and confirmed or clinically suspected COVID-19. *Am J Hypertens.* 2020; 33 (12): 1102-11.
74. Song SL, Hays SB, Panton CE, Mylona EK, Kalligeros M, Shehadeh F, et al. Statin use is associated with decreased risk of invasive mechanical ventilation in COVID-19 patients: a preliminary study. *Pathogens.* 2020; 9 (9): 759.
75. Strandberg TE, Kivimäki M. Increased mortality risk associated with statins in the CORONADO study. *Diabetes Metab.* 2021.
76. Terlecki M, Wojciechowska W, Klocek M, Olszanecka A, Stolarz-Skrzypek K, Grodzicki T, et al. Association between cardiovascular disease, cardiovascular drug therapy, and in-hospital outcomes in patients with COVID-19: data from a large single-center registry in Poland. *Kardiol Pol.* 2021; 79 (7-8): 773-80.
77. Tignanelli CJ, Bramante CT, Dutta N, Tamariz L, Usher MG, Ikramuddin S. Metabolic surgery may protect against admission for COVID-19 in persons with nonalcoholic fatty liver disease. *Surg Obes Relat Dis.* 2021; 17 (10): 1780-6.
78. Torres-Peña JD, Pérez-Belmonte LM, Fuentes-Jiménez F, López Carmona M, Pérez-Martinez P, López-Miranda J, et al. Prior treatment with statins is associated with improved outcomes of patients with COVID-19: data from the SEMI-COVID-19 Registry. *Drugs.* 2021; 81 (6): 685-95.
79. Valeri AM, Robbins-Juarez SY, Stevens JS, Ahn W, Rao MK, Radhakrishnan J, et al. Presentation and Outcomes of Patients with ESKD and COVID-19. *J Am Soc Nephrol.* 2020; 31 (7): 1409-15.
80. Wander PL, Lowy E, Beste LA, Tulloch-Palomino L, Korpak A, Peterson AC, et al. Risk factors for adverse outcomes among 35 879 veterans with and without diabetes after diagnosis with COVID-19. *BMJ Open Diabetes Res Care.* 2021; 9 (1).
81. Yan H, Valdes AM, Vijay A, Wang S, Liang L, Yang S, et al. Role of Drugs Used for Chronic Disease Management on Susceptibility and Severity of COVID-19: A Large Case-Control Study. *Clin Pharmacol Ther.* 2020; 108 (6): 1185-94.
82. Yetmar ZA, Challener DW, Tleyjeh IM, Sohail MR, Cerhan JR, Badley AD, et al. Association Between Chronic Statin Use and 30-Day Mortality in Hospitalized Patients With COVID-19. *Mayo Clin Proc Innov Qual Outcomes.* 2021; 5 (2): 442-6.
83. Zhang XJ, Qin JJ, Cheng X, Shen L, Zhao YC, Yuan Y, et al. In-Hospital Use of Statins Is Associated with a Reduced Risk of Mortality among Individuals with COVID-19. *Cell Metab.* 2020; 32 (2): 176-87.e4.
84. Wang B, Van Oekelen O, Mouhieddine TH, Del Valle DM, Richter J, Cho HJ, et al. A tertiary center experience of multiple myeloma patients with COVID-19: Lessons learned and the path forward. *J Hematol Oncol.* 2020; 13 (1).

85. Huang I, Lim MA, Pranata R. Diabetes mellitus is associated with increased mortality and severity of disease in COVID-19 pneumonia - A systematic review, meta-analysis, and meta-regression. *Diabetes Metab Syndr.* 2020; 14 (4): 395-403.
86. Sorokin AV, Karathanasis SK, Yang ZH, Freeman L, Kotani K, Remaley AT. COVID-19-Associated dyslipidemia: Implications for mechanism of impaired resolution and novel therapeutic approaches. *Faseb j.* 2020; 34 (8): 9843-53.
87. Dashti-Khavidaki S, Khalili H. Considerations for Statin Therapy in Patients with COVID-19. *Pharmacotherapy.* 2020; 40 (5): 484-6.
88. Stancel N, Chen CC, Ke LY, Chu CS, Lu J, Sawamura T, et al. Interplay between CRP, Atherogenic LDL, and LOX-1 and Its Potential Role in the Pathogenesis of Atherosclerosis. *Clin Chem.* 2016; 62 (2): 320-7.
89. Hossain MF, Hasana S, Mamun AA, Uddin MS, Wahed MII, Sarker S, et al. COVID-19 Outbreak: Pathogenesis, Current Therapies, and Potentials for Future Management. *Front Pharmacol.* 2020; 11.
90. Kumar R, Lee MH, Mickael C, Kassa B, Pasha Q, Tuder R, et al. Pathophysiology and potential future therapeutic targets using preclinical models of COVID-19. *ERJ Open Res.* 2020; 6 (4): 00405-2020.
91. Li YH, Wang QX, Zhou JW, Chu XM, Man YL, Liu P, et al. Effects of rosuvastatin on expression of angiotensin-converting enzyme 2 after vascular balloon injury in rats. *J Geriatr Cardiol.* 2013; 10 (2): 151-8.
92. South AM, Diz DI, Chappell MC. COVID-19, ACE2, and the cardiovascular consequences. *Am J Physiol Heart Circ Physiol.* 2020; 318 (5): H1084-h90.
93. Lim MA, Oehadian A, Alisjahbana B. *Ther Adv Respir Dis.*
94. Ward NC, Watts GF, Eckel RH. Statin Toxicity. *Circ Res.* 2019; 124 (2): 328-50.