

Analysis of Transmission Properties of Sludge
Biochar Composites in the C-Band

Original

Analysis of Transmission Properties of Sludge Biochar Composites in the C-Band / Yasir, Muhammad; Savi, Patrizia. -
In: RADIO SCIENCE LETTERS. - ISSN 2736-2760. - ELETTRONICO. - 4:(2022), pp. 1-4. [10.46620/22-0032]

Availability:

This version is available at: 11583/2980366 since: 2023-07-15T09:43:29Z

Publisher:

URSI

Published

DOI:10.46620/22-0032

Terms of use:

This article is made available under terms and conditions as specified in the corresponding bibliographic description in the repository

Publisher copyright

GENERICO -- per es. Nature : semplice rinvio dal preprint/submitted, o postprint/AAM [ex default]

The original publication is available at <https://www.ursi.org/Publications/RadioScienceLetters/Volume4/RSL22-0032-final.pdf> / <http://dx.doi.org/10.46620/22-0032>.

(Article begins on next page)

Analysis of Transmission properties of sludge Biochar Composites in C-band

Muhammad Yasir, Patrizia Savi

Abstract –In order to pave the way for widespread use of eco-friendly materials for novel applications, there is a growing need for morphological, mechanical and electrical and microwave characterization techniques. Scattering parameters measurement is an accurate technique of microwave characterization of novel materials but it requires a number of components including waveguides, adapters etc. The band of measurements is also limited to the working band of the waveguide used. A method of waveguide scattering parameters retrieval from the permittivity values is devised. The method is validated with the measurements of the scattering parameters in a waveguide. The method is tested with composites based on biochar derived from sewage sludge and a standard epoxy sample. The addition of biochar considerably reduces the transmission scattering and is found to be a suitable candidate for filling composite materials.

1. Introduction

There is a high demand for an increase in data rate and available spectrum for realizing 5G cellular technology [1]. It makes the use of higher frequencies inevitable [2,3]. At micro and millimeter wave frequencies, transmission mediums like coaxial and microstrip lines bear high insertion loss [4,5]. Waveguide technology is an attractive alternative for use at higher frequencies since it possesses lower insertion loss (see e.g. [6]). The growing interest in the use of waveguide technology calls for an increased use of the technology in various applications e.g., wireless communications (see e.g. [7]), power transfer (see e.g. [8]) and materials and films characterization [9,10].

With an increased interest in the use of eco-friendly materials, novel methods of characterization are required for accurate detection of material properties and proposal of relevant applications. The use of eco-friendly materials has been growing due to the excess production of pollutants that has aggravated the problems of climate change and global warming (see e.g. [11]). The treatment of waste water produces sewage sludge, which contains a number of pollutants including heavy metals and pathogens. With rapid increase in human population, there has been a considerable increase in the creation of sewage [12],[13]. Sludge derived from sewage is used in agricultural applications as a manure. Due to the ever increasing production of sewage sludge and limited

opportunities of disposal and productive use, there is an imminent need for using it in innovative applications. This will result in value addition to the product and also help in recycling unwanted and environmentally damaging material. The use of carbon negative materials in innovative applications can be effective in reducing the carbon footprint [14]. A number of studies have been performed for the use of carbon based materials (see e.g. [15]-[16]) specifically biochar in electromagnetic interference/shielding effectiveness applications [16]. Formerly, sewage sludge based biochar composites have been characterized by measurements of scattering parameters in a waveguide structure [16]. In this paper, an alternative method of retrieval of the scattering parameters has been proposed. The method is based on the measurements of the values of complex permittivity by the help of an open ended coaxial probe and using them to simulate composite samples in a waveguide structure. Samples of standard epoxy and sewage sludge biochar composites are fabricated and measured in a waveguide structure. The values of scattering parameters retrieved from the simulations are compared with measured values.

2. Methodology

A flowchart describing the proposed method, validation of the method and the individual steps is shown in Figure 1. The method consists of measurements of complex permittivity of cylindrical samples with adequate thickness, and full-wave simulations of the samples in waveguide for the extraction of scattering parameter values. For validation of the proposed method, samples of adequate dimensions to fit in the waveguide cross section are fabricated. The measurements of the scattering parameters are performed in WR137 waveguide (5GHz-8GHz) and a comparison of the measured and simulated values is carried out.

A commercial FEM [18] software (Ansys HFSS) was used to simulate the waveguide structure with a reference sample and biochar samples. Values of relative permittivity and dielectric loss tangent are calculated from the measured complex permittivity. The values of relative permittivity and dielectric loss tangent at each frequency are loaded as a dataset in the simulator. Piece wise linear functions are created based on the datasets and the simulation frequency. These linear functions are loaded in the creation of a custom material representing the samples. In this way, the behaviour of the dielectric materials (kept constant for standard materials) is retained over the frequency band. The simulated structure of the waveguide is shown in Figure 2. The analysis of the waveguide is performed with discrete sweep type in order to perform the simulations for each

point in frequency keeping into account the variation of the material properties with frequency.

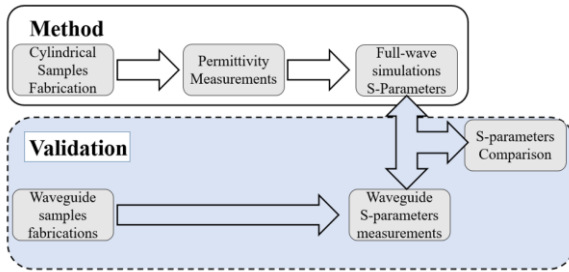


Fig. 1. Process flow for scattering parameters acquisition in waveguide technology.

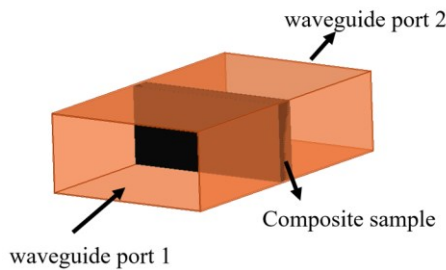


Fig. 2. Simulated waveguide structure.

3. Experimental validation

In order to make composites of the sewage sludge biochar (Bioforcetech Corporation), pre-weighted quantity of the biochar was mechanically mixed in an epoxy resin (Hexion, Infusion Resin RIMR-135). A hardener (RIMR-134) was then added to polymerize the mixture. The mixture of the biochar, epoxy resin and the hardener was then shifted to moulds of specific shape. A detailed procedure of the composite preparation is described in [16] and [17].

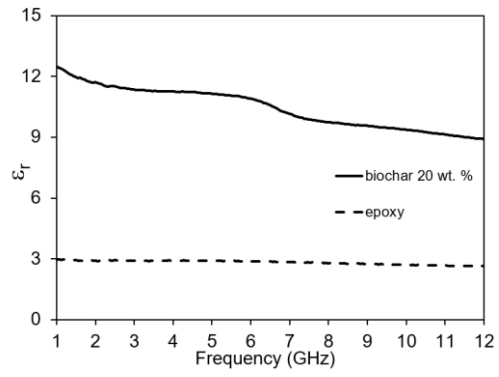
The measurement of complex permittivity was performed by Agilent 85070D open-ended coaxial probe which requires flat samples with specified dimensions as shown in Figure 4. The thickness of the samples should be chosen in order to consider the sample as 'infinite'. In this way, there is no influence on the measurements coming from the thickness of the material. The probe works in the frequency band 200MHz-20GHz. A detail of the measurements performed with this setup can be found in [14]. To measure the complex permittivity of the composites, the probe was calibrated using the required calibration procedure with air, short and water. Air correspond to leaving the probe open in air; short is a calibration standard provided by the manufacturer and water is the measurement of deionized water. The relative permittivity and loss tangent of standard epoxy and sewage sludge biochar composite with 20 wt. % filler are shown in Fig. 3(a) and Fig. 3(b), respectively.

It can be seen that the values of the relative permittivity and loss tangent of the sample with 20 wt. % biochar are high as compared to those of the standard epoxy sample. This shows that biochar is a good contender for filling composite samples for increasing electrical properties.

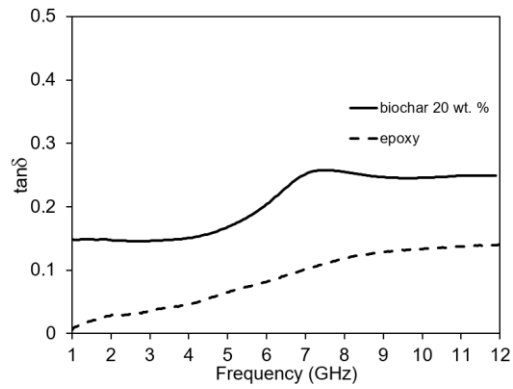
Scattering parameters in C-band are measured in a waveguide which requires cuboid shaped samples to fill the interior of the waveguide. In order to fabricate samples of precise dimensions, a master mould was 3D printed. Liquid silicone was used to fabricate reusable moulds. The shape and size of the 3D printed master moulds and the silicone moulds can be varied according to the shape of waveguides of different dimensions working in different frequency bands. The thickness of the samples was chosen of 4 mm. The value of thickness does not affect the calculation of the permittivity but it is an input parameter for the simulations of the S parameters. The elasticity of silicone facilitates easy extraction of the biochar samples once they have polymerized. An example of the fabricated sample are shown in Figure 4.

Measurements of the transmission and reflection scattering performed in a WR137 waveguide shows a transmission loss of almost -10 dB for a composite sample with 20 wt.% sewage sludge biochar. A comparison of the measured and simulated values of the scattering parameters for the standard epoxy sample and sample with 20 wt. % biochar are shown in Fig. 5. The simulated and measured values are in good agreement with each other. The simulated values of the transmission scattering (S_{21}) are slightly higher than the measured values for both samples while the simulated values of the reflection scattering (S_{11}) are slightly lower than the measured values for both samples. This is an indication of additional losses in the measured values that are not taken into account in the simulated values. There is also a small difference in the simulated and measured scattering parameters throughout the frequency range, which is due to error in measurement of the dielectric constant by the coaxial probe that is propagated in to the simulated results. For the sample with biochar, the difference in measured and simulated values increase with frequency. It can be due to the particle size of the filler which becomes more significant in terms of the wavelength at higher frequencies.

Measurements of the scattering parameters were performed by the help of a vector network analyzer (VNA, Agilent E8361A). The ports of the VNA are connected to the waveguide by the help of coaxial to waveguide adapters. Calibration of the waveguide is performed by a standard waveguide calibration kit with short, load, thru standards.



(a)



(b)

Fig. 3. Permittivity and loss tangent values of the samples: (a) Relative permittivity of biochar (solid line) and epoxy sample (dashed line); (b) Loss tangent of biochar (solid line) and epoxy sample (dashed line).


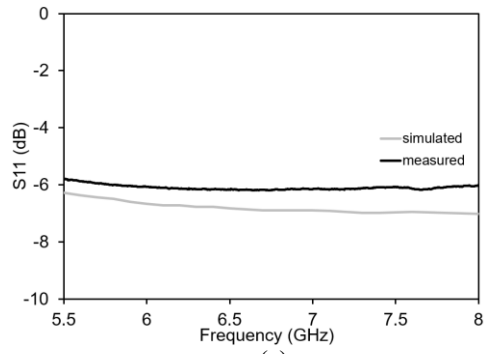
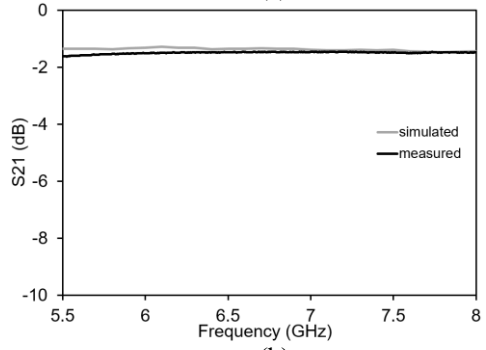


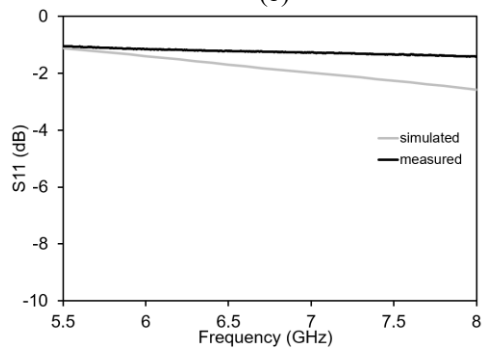
Fig. 4. Fabricated biochar samples for the dielectric probe and waveguide measurements.



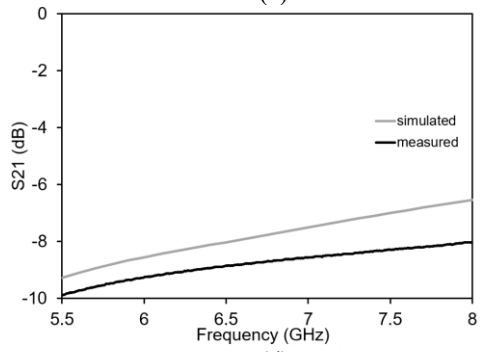
(a)



(b)



(c)



(d)

Fig. 5. Simulated and measured scattering parameters in a waveguide: (a) reflection of standard epoxy; (b) transmission of standard epoxy; (c) reflection of 20 wt. % biochar composite; (d) transmission of 20 wt. % biochar composite.

5. Conclusions

The method of retrieval of the scattering parameters proposed here is based on the knowledge of the complex permittivity of samples (easily measured or computed for a wide band) as a function of frequency. The complex permittivity values are loaded in a full-wave simulator analyzing a rectangular waveguide with a block of the material and the scattering parameters retrieved. This process is tested for a standard and novel composite material and values of scattering parameters are retrieved. This method can be applied to different waveguides operating in the whole range of the frequency band for which the complex permittivity values are available.

11. References

1. S. Chen and J. Zhao, "The requirements, challenges, and technologies for 5G of terrestrial mobile telecommunication," *IEEE Communications Magazine*, **52**, 5, May 2014, pp. 36-43.
2. Y. Al-Yasir, N. Ojaroudi Parchin, R. Abd-Alhameed, A. Abdulkhaleq, and J. Noras, "Recent Progress in the Design of 4G/5G Reconfigurable Filters," *Electronics*, **8**, 1, Jan. 2019, pp. 114.
3. W. Hong et al., "Multibeam Antenna Technologies for 5G Wireless Communications," *IEEE Transactions on Antennas and Propagation*, **65**, 12, Dec. 2017, pp. 6231-6249.
4. E. J. Rothwell and S. Karuppuswami, "Characterization of conductor-backed absorbing material using a bottom-filled rectangular waveguide," *URSI Radio Science Letters*, **1**, 2019, pp. 1-4, DOI: 10.46620/19-0006.
5. M. J. Sisson, P. M. Briggshaw, P. N. Wood, P. R. Brown, A. M. Hansom and M. R. Nicholls, "Microstrip Devices for Millimetric Frequencies," 1982 *IEEE MTT-S International Microwave Symposium Digest*, Dallas, TX, USA, 1982, pp. 212-214.
6. T. Itoh, "Inverted Strip Dielectric Waveguide for Millimeter-Wave Integrated Circuits," *IEEE Transactions on Microwave Theory and Techniques*, **24**, 11, Nov. 1976, pp. 821-827.
7. T. S. Rappaport, J. N. Murdock and F. Gutierrez, "State of the Art in 60-GHz Integrated Circuits and Systems for Wireless Communications," *Proceedings of the IEEE*, **99**, 8, Aug. 2011, pp. 1390-1436.
8. I. Rakotomalala, P. Lemaitre-Auger and S. Tedjini, "UHF Near-Field Wireless RFID Power Transfer through Two Distant Rectangular Waveguides," 49th European Microwave Conference (EuMC), Paris, France, 2019, pp. 547-550.
9. C.-K. Lee, J. McGhee, C. Tsipogiannis, S. Zhang, D. Cadman, A. Goulas, T. Whittaker, R. Gheisari, D. Engstrom, J. (Yiannis) Vardaxoglou, and W. Whittow, "Evaluation of Microwave Characterization Methods for Additively Manufactured Materials," *Designs*, **3**, 47, Sep. 2019, pp. 1-17.
10. F. Costa, M. Borgese, M. Degiorgi, and A. Monorchio, "Electromagnetic Characterisation of Materials by Using Transmission/Reflection (T/R) Devices," *Electronics*, **6**(4), 95, Nov. 2017, pp. 1-27.

11. A. Bezama and P. Agamuthu, "Addressing the Big Issues in Waste Management," *Waste Management & Research*, **37**, 1, Jan 2019, pp. 1-3.
12. G. Yang, G. Zhang and H. Wang, "Current state of sludge production, management, treatment and disposal in China," *Water Research*, **78**, July 2015, pp. 60-73.
13. M. Giorcelli, P. Savi, A. Delogu, M. Miscuglio, Y. M. H. Yahya and A. Tagliaferro, "Microwave absorption properties in epoxy resin Multi Walled Carbon Nanotubes composites," International Conference on Electromagnetics in Advanced Applications (ICEAA), 2013, Torino, Italy, pp. 1139-1141.
14. M. Yasir, P. Zaccagnini, G. Palmara, F. Frascella, N. Paccotti and P. Savi, "Morphological Characterization and Lumped Element Model of Graphene and Biochar Thick Films," *C*, **7**, 36, 2021, pp. 1-13.
15. M. Giorcelli, P. Savi, M. Miscuglio, M.H. Yahya and A. Tagliaferro, "Analysis of MWCNT/epoxy composites at microwave frequency: reproducibility investigation," *Nanoscale Research Letters*, **9**, 168, Apr. 2014, pp. 1-5.
16. P. Savi, M. Yasir, M. Giorcelli and A. Tagliaferro, "The Effect of Carbon Nanotubes Concentration on Complex Permittivity of Nanocomposites," *Progress In Electromagnetics Research M*, **55**, 1, 2017, pp. 203-209.
17. P. Savi and M. Yasir, "Waveguide measurements of biochar derived from sewage sludge," *Electronics Letters*, **56**, 7, 2020, pp. 335-337.
18. P. Itoh, P.P. Silvester and S. Pelosi, "Finite Element Software for Microwave Engineering," New York: Wiley, 1996.

Muhammad Yasir is with OFFIS institute of information technology, 26121, Escherweg 2, Oldenburg, Germany; e-mail: muhammad.yasir@offis.de

Patrizia Savi is with Politecnico di Torino, Electronic and Telecommunications Department, Corso Duca degli Abruzzi 24, 10129 Torino, Italy; e-mail: patrizia.savi@polito.it