

MASTER

The modern work environment in different countries

how do employee preferences differ with regard to the modern work environment between countries?

Liebregts, M.M.M.

Award date:
2013

[Link to publication](#)

Disclaimer

This document contains a student thesis (bachelor's or master's), as authored by a student at Eindhoven University of Technology. Student theses are made available in the TU/e repository upon obtaining the required degree. The grade received is not published on the document as presented in the repository. The required complexity or quality of research of student theses may vary by program, and the required minimum study period may vary in duration.

General rights

Copyright and moral rights for the publications made accessible in the public portal are retained by the authors and/or other copyright owners and it is a condition of accessing publications that users recognise and abide by the legal requirements associated with these rights.

- Users may download and print one copy of any publication from the public portal for the purpose of private study or research.
- You may not further distribute the material or use it for any profit-making activity or commercial gain

The modern work environment in different countries

How do employee preferences differ with regard to the modern work environment between countries?

Appendix Master Thesis
Liebregts, M.M.M. (Marianne)
October 24th, 2013

Colophon

Author: Ms. M.M.M. (Marianne) Liebregts BSc
Student number: 0562297
Course code: 7UU37
Course name: Graduation project Real Estate Management & Development
The modern work environment in different countries

How do employee preferences differ with regard to the modern work environment between countries?

Chair: M.M.M. Liebregts
Eindhoven, October 2013
Real Estate Management & Development

Faculty: Architecture Building and Planning

Education institute: Eindhoven University of Technology
Den Dolech 2
5612 AZ Eindhoven
T: +31 (0)40 247 9111

Committee

President: Dr. J.J.A.M. (Jos) Smeets

Internal supervisor: Mrs. ir. H.A.J.A. (Rianne) Appel-Meulenbroek
Mrs. dr.ir. A.D.A.M (Astrid) Kemperman

External supervisor: Drs. ir. S.C. Oldenburg

Graduation company: DTZ Zadelhoff
Apollolaan 150
1077 BG Amsterdam

Date: October 24th, 2013

Version: Final version

Table of content

Colophon.....	2
Methodology and measurement instrument.....	4
5.1 Questionnaire of leesman.....	4
5.2 Frequency table of national culture.....	8
5.3 Original variable of mean percentage of working time at specific work location	9
5.4 Modified variable of mean percentage of working time at specific work location	21
5.5 Importance of workplace activities.....	22
5.6 Support of workplace activities.....	25
5.7 Importance of workplace features and facilities.....	31
5.8 Provision of workplace features and facilities	39
5.9 Satisfaction with workplace features and facilities.....	46
5.10 Choice for working at specific work location	58
5.11 The amount of work locations	59
5.12 National culture for space optimization.....	59
5.13 Amount of alternative work locations.....	59
5.14 Alternative work locations and creative collaboration	59
Results	60
6.1 Factors of importance of workplace activities	60
6.2 Factors of support of workplace activities	62
6.3 Factors of importance of features and facilities in different countries	64
6.4 The importance of elements of the work environment for important workplace activities in different countries	66
6.5 Factors of satisfaction with features and facilities in different countries.....	68

Methodology and measurement instrument

5.1 QUESTIONNAIRE OF LEESMAN

1. Where is your main office location?

- List of building names
- o Other
- o I never visit an office
- If you consider your work to be home-based then please tick here and choose the office location that you work in or visit most often.

2. In your typical working week at {Company Name}, approximately what proportion of your time do you spend working in the following locations? Drag the sliders to total 100%.

- Main Office Location
- Other offices (including clients, partners, suppliers or serviced offices)
- Working while travelling between locations
- Home
- Elsewhere

3. In the office, what type of work setting do you use most often?

- A private office
- A shared office
- A cubicle
- My own workstation in an open plan area
- A flexi or shared workstation
- A pre-booked hotelling or hot-desk
- An available hotelling or hot-desk
- A shared team table
- A touch down area
- An informal work-setting such as a break-out zone
- A technical area such as a drafting table or work-bench
- Other

Filters: In addition to the filters below, we can add up to 3 additional filters.

4. Department

5. Role

- Senior Leader
- People Manager
- Individual Contributor

6. Employment Type

- Full Time
- Part Time

7. Time with Organization

- 0-6 months
- 6-18 months
- 18 months – 3 years
- 3-8 years
- 8-12 years
- Over 12 years

8. Age group

- Under 18
- 18-24
- 25-34
- 35-44
- 45-54
- 55-64
- 65 or over

9. Gender

- Male
- Female

10. From the checklist below, tick each of the activities that are important to you in the course of your work. Then when the scale appears, rate how well your workspace currently supports those important activities.

- 1) Individual focused work, desk based
- 2) Individual focused work away from your desk
- 3) Individual routine tasks
- 4) Reading
- 5) Collaborating on focused work
- 6) Collaborating on creative work
- 7) Informal, un-planned meetings
- 8) Planned meetings
- 9) Informal social interaction
- 10) Business confidential discussions
- 11) Private conversations
- 12) Telephone conversations
- 13) Thinking / creative thinking
- 14) Learning from others
- 15) Audio conferences
- 16) Spreading out paper or materials
- 17) Using technical / specialist equipment or materials
- 18) Relaxing / taking a break
- 19) Larger group meetings or audiences
- 20) Hosting visitors, clients or customers
- 21) Video conferences

11. From the checklist below, tick each of the features that you consider to be an important part of an effective workspace. Then when the scale appears, rate your satisfaction with those important features in your current workspace, or select the 'not provided' box.

- 1) Desk
- 2) Chair
- 3) Dividers (between desks / areas)
- 4) Ability to personalize my workstation
- 5) Space between work-settings
- 6) Personal storage
- 7) Shared storage
- 8) Archive storage
- 9) Computing equipment
- 10) Telephone equipment
- 11) Audio-Visual equipment
- 12) In-office network connectivity
- 13) Remote access to work files or network
- 14) Guest / visitor network access
- 15) Printing / copying / scanning equipment
- 16) Meeting rooms (large)
- 17) Meeting rooms (small)
- 18) Quiet rooms for working alone or in pairs
- 19) Desk / room booking systems
- 20) Informal work areas / break-out zones
- 21) Variety of different types of workspace
- 22) Accessibility of colleagues
- 23) General décor
- 24) Greenery
- 25) Art or photography
- 26) Natural light
- 27) Office lighting
- 28) Temperature control
- 29) Air quality
- 30) Noise levels
- 31) People walking past your desk

12. From the checklist below, tick each of the facilities that you consider to be important in an organisation's office. Then when the scale appears, rate your satisfaction with those facilities in your office, or select the 'not provided' box.

- 1) Restaurant / canteen
- 2) Tea, coffee and other refreshment facilities
- 3) Atriums and communal areas
- 4) Reception areas
- 5) Washroom facilities / showers
- 6) Leisure facilities onsite or nearby
- 7) Hospitality services
- 8) Security
- 9) General cleanliness
- 10) General tidiness
- 11) Health and safety provisions
- 12) Mail & post-room services
- 13) Parking (car, motorbike or bicycle)
- 14) Access (e.g. lifts, stairways, ramps etc)
- 15) Internal signage

13. What impact do you think the design of your workspace has on the following aspects of your organisation?

- Workplace Culture
- Corporate Image (for visitors, clients, potential recruits etc.)
- Environmental Sustainability

14. How much do you agree or disagree with the following statements about the design of your organisation's workspace?

- It contributes to a sense of community at work
- It creates an enjoyable environment to work in
- It enables me to work productively
- It's a place I'm proud to bring visitors to
- The design of my workspace is important to me

5.2 FREQUENCY TABLE OF NATIONAL CULTURE

		Country			
		Frequency	Percent	Valid Percent	Cumulative Percent
Valid	France	280	,9	,9	,9
	Germany	79	,2	,2	1,1
	Netherlands	990	3,1	3,1	4,2
	Sweden	9528	29,8	29,8	34,0
	United Kingdom	21129	66,0	66,0	100,0
	Total	32006	100,0	100,0	

5.3 ORIGINAL VARIABLE OF MEAN PERCENTAGE OF WORKING TIME AT SPECIFIC WORK LOCATION

		PrimaryOffice			
		Frequency	Percent	Valid Percent	Cumulative Percent
Valid	0	171	,5	,5	,5
	1	21	,1	,1	,6
	2	15	,0	,0	,6
	3	11	,0	,0	,7
	4	11	,0	,0	,7
	5	78	,2	,2	1,0
	6	8	,0	,0	1,0
	7	5	,0	,0	1,0
	8	12	,0	,0	1,0
	9	5	,0	,0	1,1
	10	125	,4	,4	1,4
	11	4	,0	,0	1,5
	12	5	,0	,0	1,5
	13	7	,0	,0	1,5
	14	6	,0	,0	1,5
	15	73	,2	,2	1,7
	16	5	,0	,0	1,8
	17	7	,0	,0	1,8
	18	8	,0	,0	1,8
	19	3	,0	,0	1,8
	20	312	1,0	1,0	2,8
	21	16	,0	,0	2,8
	22	5	,0	,0	2,9
	23	8	,0	,0	2,9
	24	16	,0	,0	2,9
	25	155	,5	,5	3,4
	26	7	,0	,0	3,4
	27	6	,0	,0	3,5
	28	10	,0	,0	3,5
	29	7	,0	,0	3,5
	30	199	,6	,6	4,1
	31	13	,0	,0	4,2
	32	12	,0	,0	4,2
	33	53	,2	,2	4,4
	34	15	,0	,0	4,4
	35	99	,3	,3	4,7
	36	12	,0	,0	4,8
	37	12	,0	,0	4,8
	38	15	,0	,0	4,8
	39	14	,0	,0	4,9
	40	455	1,4	1,4	6,3
	41	14	,0	,0	6,4
	42	15	,0	,0	6,4
	43	13	,0	,0	6,4

44	13	,0	,0	6,5
45	123	,4	,4	6,9
46	13	,0	,0	6,9
47	17	,1	,1	7,0
48	18	,1	,1	7,0
49	21	,1	,1	7,1
50	819	2,6	2,6	9,6
51	31	,1	,1	9,7
52	26	,1	,1	9,8
53	17	,1	,1	9,9
54	18	,1	,1	9,9
55	171	,5	,5	10,5
56	26	,1	,1	10,5
57	30	,1	,1	10,6
58	22	,1	,1	10,7
59	25	,1	,1	10,8
60	1252	3,9	3,9	14,7
61	34	,1	,1	14,8
62	43	,1	,1	14,9
63	36	,1	,1	15,1
64	46	,1	,1	15,2
65	409	1,3	1,3	16,5
66	106	,3	,3	16,8
67	59	,2	,2	17,0
68	54	,2	,2	17,2
69	31	,1	,1	17,3
70	1393	4,4	4,4	21,6
71	43	,1	,1	21,7
72	46	,1	,1	21,9
73	34	,1	,1	22,0
74	52	,2	,2	22,2
75	1200	3,7	3,7	25,9
76	52	,2	,2	26,1
77	67	,2	,2	26,3
78	74	,2	,2	26,5
79	48	,1	,1	26,7
80	2750	8,6	8,6	35,2
81	52	,2	,2	35,4
82	72	,2	,2	35,6
83	91	,3	,3	35,9
84	68	,2	,2	36,1
85	1306	4,1	4,1	40,2
86	79	,2	,2	40,5
87	102	,3	,3	40,8
88	135	,4	,4	41,2
89	89	,3	,3	41,5
90	3125	9,8	9,8	51,2
91	83	,3	,3	51,5
92	197	,6	,6	52,1

93	216	,7	,7	52,8
94	190	,6	,6	53,4
95	2247	7,0	7,0	60,4
96	292	,9	,9	61,3
97	323	1,0	1,0	62,3
98	480	1,5	1,5	63,8
99	362	1,1	1,1	65,0
100	11215	35,0	35,0	100,0
Total	32006	100,0	100,0	

OtherOffice					
		Frequency	Percent	Valid Percent	Cumulative Percent
Valid	0	18075	56,5	56,5	56,5
	1	334	1,0	1,0	57,5
	2	459	1,4	1,4	59,0
	3	341	1,1	1,1	60,0
	4	253	,8	,8	60,8
	5	2227	7,0	7,0	67,8
	6	133	,4	,4	68,2
	7	202	,6	,6	68,8
	8	217	,7	,7	69,5
	9	108	,3	,3	69,8
	10	2635	8,2	8,2	78,1
	11	70	,2	,2	78,3
	12	76	,2	,2	78,5
	13	75	,2	,2	78,8
	14	74	,2	,2	79,0
	15	1023	3,2	3,2	82,2
	16	67	,2	,2	82,4
	17	60	,2	,2	82,6
	18	80	,2	,2	82,8
	19	53	,2	,2	83,0
	20	1789	5,6	5,6	88,6
	21	48	,1	,1	88,7
	22	51	,2	,2	88,9
	23	33	,1	,1	89,0
	24	40	,1	,1	89,1
	25	675	2,1	2,1	91,2
	26	42	,1	,1	91,4
	27	26	,1	,1	91,4
	28	48	,1	,1	91,6
	29	35	,1	,1	91,7
	30	628	2,0	2,0	93,7
	31	17	,1	,1	93,7
	32	15	,0	,0	93,8
	33	49	,2	,2	93,9
	34	38	,1	,1	94,0
	35	216	,7	,7	94,7
	36	26	,1	,1	94,8
	37	19	,1	,1	94,9
	38	27	,1	,1	94,9
	39	16	,0	,0	95,0
	40	477	1,5	1,5	96,5
	41	10	,0	,0	96,5
	42	14	,0	,0	96,6
	43	19	,1	,1	96,6
	44	11	,0	,0	96,6
	45	105	,3	,3	97,0
46	8	,0	,0	97,0	

47	13	,0	,0	97,0
48	6	,0	,0	97,1
49	16	,0	,0	97,1
50	290	,9	,9	98,0
51	11	,0	,0	98,1
52	5	,0	,0	98,1
53	7	,0	,0	98,1
54	5	,0	,0	98,1
55	42	,1	,1	98,2
56	3	,0	,0	98,2
57	5	,0	,0	98,3
58	8	,0	,0	98,3
59	5	,0	,0	98,3
60	172	,5	,5	98,8
61	1	,0	,0	98,8
62	4	,0	,0	98,9
63	3	,0	,0	98,9
64	6	,0	,0	98,9
65	28	,1	,1	99,0
66	6	,0	,0	99,0
67	15	,0	,0	99,0
68	6	,0	,0	99,1
69	3	,0	,0	99,1
70	66	,2	,2	99,3
71	1	,0	,0	99,3
72	4	,0	,0	99,3
73	2	,0	,0	99,3
74	2	,0	,0	99,3
75	28	,1	,1	99,4
76	3	,0	,0	99,4
77	3	,0	,0	99,4
78	4	,0	,0	99,4
79	3	,0	,0	99,4
80	65	,2	,2	99,6
81	1	,0	,0	99,6
82	1	,0	,0	99,6
83	2	,0	,0	99,6
85	18	,1	,1	99,7
88	2	,0	,0	99,7
90	24	,1	,1	99,8
91	1	,0	,0	99,8
92	2	,0	,0	99,8
93	2	,0	,0	99,8
94	4	,0	,0	99,8
95	10	,0	,0	99,8
96	1	,0	,0	99,8
97	1	,0	,0	99,8
98	4	,0	,0	99,9
99	3	,0	,0	99,9

	100	43	,1	,1	100,0
	Total	32004	100,0	100,0	
Missing	System	2	,0		
Total		32006	100,0		

WorkingWhileTravelling					
		Frequency	Percent	Valid Percent	Cumulative Percent
Valid	0	24572	76,8	76,8	76,8
	1	325	1,0	1,0	77,8
	2	472	1,5	1,5	79,3
	3	363	1,1	1,1	80,4
	4	195	,6	,6	81,0
	5	2192	6,8	6,8	87,9
	6	122	,4	,4	88,2
	7	113	,4	,4	88,6
	8	161	,5	,5	89,1
	9	95	,3	,3	89,4
	10	1727	5,4	5,4	94,8
	11	59	,2	,2	95,0
	12	66	,2	,2	95,2
	13	57	,2	,2	95,4
	14	41	,1	,1	95,5
	15	383	1,2	1,2	96,7
	16	34	,1	,1	96,8
	17	35	,1	,1	96,9
	18	37	,1	,1	97,0
	19	20	,1	,1	97,1
	20	403	1,3	1,3	98,3
	21	18	,1	,1	98,4
	22	16	,0	,0	98,4
	23	14	,0	,0	98,5
	24	16	,0	,0	98,5
	25	116	,4	,4	98,9
	26	5	,0	,0	98,9
	27	10	,0	,0	99,0
	28	10	,0	,0	99,0
	29	12	,0	,0	99,0
	30	83	,3	,3	99,3
	31	5	,0	,0	99,3
	32	8	,0	,0	99,3
	33	12	,0	,0	99,4
	34	7	,0	,0	99,4
	35	18	,1	,1	99,4
	36	6	,0	,0	99,5
	37	1	,0	,0	99,5
	38	3	,0	,0	99,5
	39	3	,0	,0	99,5
	40	44	,1	,1	99,6
	41	4	,0	,0	99,6
	43	1	,0	,0	99,6
	45	8	,0	,0	99,7
	46	5	,0	,0	99,7
	47	2	,0	,0	99,7
	48	2	,0	,0	99,7

50	31	,1	,1	99,8
52	1	,0	,0	99,8
53	2	,0	,0	99,8
54	1	,0	,0	99,8
55	3	,0	,0	99,8
57	1	,0	,0	99,8
60	16	,0	,0	99,9
62	1	,0	,0	99,9
64	1	,0	,0	99,9
65	2	,0	,0	99,9
67	2	,0	,0	99,9
70	10	,0	,0	99,9
72	1	,0	,0	99,9
75	4	,0	,0	99,9
79	1	,0	,0	99,9
80	8	,0	,0	99,9
85	2	,0	,0	100,0
86	3	,0	,0	100,0
90	4	,0	,0	100,0
91	1	,0	,0	100,0
92	1	,0	,0	100,0
95	2	,0	,0	100,0
98	1	,0	,0	100,0
99	1	,0	,0	100,0
100	2	,0	,0	100,0
Total	32003	100,0	100,0	
Missing	System	3	,0	
Total		32006	100,0	

		Home			
		Frequency	Percent	Valid Percent	Cumulative Percent
Valid	0	21529	67,3	67,3	67,3
	1	481	1,5	1,5	68,8
	2	641	2,0	2,0	70,8
	3	436	1,4	1,4	72,1
	4	250	,8	,8	72,9
	5	2618	8,2	8,2	81,1
	6	162	,5	,5	81,6
	7	170	,5	,5	82,1
	8	189	,6	,6	82,7
	9	75	,2	,2	83,0
	10	2094	6,5	6,5	89,5
	11	69	,2	,2	89,7
	12	64	,2	,2	89,9
	13	43	,1	,1	90,1
	14	48	,1	,1	90,2
	15	565	1,8	1,8	92,0
	16	28	,1	,1	92,1
	17	37	,1	,1	92,2
	18	37	,1	,1	92,3
	19	35	,1	,1	92,4
	20	1270	4,0	4,0	96,4
	21	26	,1	,1	96,5
	22	24	,1	,1	96,5
	23	9	,0	,0	96,6
	24	15	,0	,0	96,6
	25	232	,7	,7	97,3
	26	4	,0	,0	97,3
	27	5	,0	,0	97,4
	28	5	,0	,0	97,4
	29	15	,0	,0	97,4
	30	162	,5	,5	97,9
	31	6	,0	,0	97,9
	32	6	,0	,0	98,0
	33	17	,1	,1	98,0
	34	26	,1	,1	98,1
	35	38	,1	,1	98,2
	36	5	,0	,0	98,2
	37	6	,0	,0	98,2
	38	3	,0	,0	98,3
	39	1	,0	,0	98,3
	40	215	,7	,7	98,9
	41	1	,0	,0	98,9
	42	2	,0	,0	98,9
	43	1	,0	,0	98,9
	44	4	,0	,0	99,0
	45	22	,1	,1	99,0
46	3	,0	,0	99,0	

47	5	,0	,0	99,1
48	5	,0	,0	99,1
49	5	,0	,0	99,1
50	82	,3	,3	99,3
51	2	,0	,0	99,3
52	2	,0	,0	99,4
54	2	,0	,0	99,4
55	11	,0	,0	99,4
56	1	,0	,0	99,4
58	2	,0	,0	99,4
59	4	,0	,0	99,4
60	48	,1	,1	99,6
63	1	,0	,0	99,6
64	1	,0	,0	99,6
65	6	,0	,0	99,6
67	7	,0	,0	99,6
68	2	,0	,0	99,6
69	3	,0	,0	99,6
70	27	,1	,1	99,7
72	1	,0	,0	99,7
74	1	,0	,0	99,7
75	17	,1	,1	99,8
76	1	,0	,0	99,8
77	1	,0	,0	99,8
78	1	,0	,0	99,8
79	2	,0	,0	99,8
80	33	,1	,1	99,9
82	1	,0	,0	99,9
83	1	,0	,0	99,9
85	1	,0	,0	99,9
87	2	,0	,0	99,9
89	1	,0	,0	99,9
90	7	,0	,0	99,9
94	1	,0	,0	99,9
95	6	,0	,0	100,0
97	1	,0	,0	100,0
99	1	,0	,0	100,0
100	14	,0	,0	100,0
Total	32003	100,0	100,0	
Missing	System	3	,0	
Total		32006	100,0	

Elsewhere					
		Frequency	Percent	Valid Percent	Cumulative Percent
Valid	0	27610	86,3	86,3	86,3
	1	198	,6	,6	86,9
	2	235	,7	,7	87,6
	3	169	,5	,5	88,2
	4	107	,3	,3	88,5
	5	984	3,1	3,1	91,6
	6	71	,2	,2	91,8
	7	68	,2	,2	92,0
	8	54	,2	,2	92,2
	9	37	,1	,1	92,3
	10	847	2,6	2,6	94,9
	11	26	,1	,1	95,0
	12	23	,1	,1	95,1
	13	31	,1	,1	95,2
	14	24	,1	,1	95,3
	15	237	,7	,7	96,0
	16	21	,1	,1	96,1
	17	27	,1	,1	96,1
	18	17	,1	,1	96,2
	19	17	,1	,1	96,3
	20	363	1,1	1,1	97,4
	21	10	,0	,0	97,4
	22	15	,0	,0	97,5
	23	9	,0	,0	97,5
	24	13	,0	,0	97,5
	25	132	,4	,4	97,9
	26	12	,0	,0	98,0
	27	5	,0	,0	98,0
	28	8	,0	,0	98,0
	29	7	,0	,0	98,0
	30	151	,5	,5	98,5
	31	7	,0	,0	98,5
	32	4	,0	,0	98,6
	33	7	,0	,0	98,6
	34	12	,0	,0	98,6
	35	29	,1	,1	98,7
	37	4	,0	,0	98,7
	38	2	,0	,0	98,7
	39	1	,0	,0	98,7
	40	110	,3	,3	99,1
	41	7	,0	,0	99,1
	42	4	,0	,0	99,1
	43	3	,0	,0	99,1
	44	2	,0	,0	99,1
	45	15	,0	,0	99,2
	46	3	,0	,0	99,2
	47	2	,0	,0	99,2

48	4	,0	,0	99,2
49	3	,0	,0	99,2
50	77	,2	,2	99,4
51	2	,0	,0	99,4
52	3	,0	,0	99,5
53	1	,0	,0	99,5
54	1	,0	,0	99,5
55	11	,0	,0	99,5
56	2	,0	,0	99,5
57	1	,0	,0	99,5
58	3	,0	,0	99,5
59	3	,0	,0	99,5
60	27	,1	,1	99,6
62	2	,0	,0	99,6
63	1	,0	,0	99,6
64	1	,0	,0	99,6
65	9	,0	,0	99,7
66	4	,0	,0	99,7
67	2	,0	,0	99,7
70	15	,0	,0	99,7
71	3	,0	,0	99,7
72	1	,0	,0	99,7
73	1	,0	,0	99,7
74	1	,0	,0	99,7
75	13	,0	,0	99,8
78	1	,0	,0	99,8
80	21	,1	,1	99,8
81	2	,0	,0	99,9
82	1	,0	,0	99,9
85	4	,0	,0	99,9
86	1	,0	,0	99,9
87	1	,0	,0	99,9
90	8	,0	,0	99,9
94	1	,0	,0	99,9
95	8	,0	,0	99,9
96	2	,0	,0	99,9
98	2	,0	,0	99,9
99	2	,0	,0	99,9
100	18	,1	,1	100,0
Total	32003	100,0	100,0	
Missing	System	3	,0	
Total		32006	100,0	

5.4 MODIFIED VARIABLE OF MEAN PERCENTAGE OF WORKING TIME AT SPECIFIC WORK LOCATION

AlwaysNotAlwaysPrimaryOffice					
		Frequency	Percent	Valid Percent	Cumulative Percent
Valid	,00	20791	65,0	65,0	65,0
	1,00	11215	35,0	35,0	100,0
	Total	32006	100,0	100,0	

SometimesOrNeverOtherOffice					
		Frequency	Percent	Valid Percent	Cumulative Percent
Valid	,00	18075	56,5	56,5	56,5
	1,00	13931	43,5	43,5	100,0
	Total	32006	100,0	100,0	

SometimesorNeverworkingwhiletravelling					
		Frequency	Percent	Valid Percent	Cumulative Percent
Valid	,00	24572	76,8	76,8	76,8
	1,00	7434	23,2	23,2	100,0
	Total	32006	100,0	100,0	

SometimesorNeverHOMe					
		Frequency	Percent	Valid Percent	Cumulative Percent
Valid	,00	21529	67,3	67,3	67,3
	1,00	10477	32,7	32,7	100,0
	Total	32006	100,0	100,0	

SometimesorNeverElsewhere					
		Frequency	Percent	Valid Percent	Cumulative Percent
Valid	,00	27610	86,3	86,3	86,3
	1,00	4396	13,7	13,7	100,0
	Total	32006	100,0	100,0	

5.5 IMPORTANCE OF WORKPLACE ACTIVITIES

ImportanceIndividualFocusedWorkDeskBased					
		Frequency	Percent	Valid Percent	Cumulative Percent
Valid	,00	2041	6,4	6,4	6,4
	1,00	29965	93,6	93,6	100,0
	Total	32006	100,0	100,0	

ImportanceIndividualFocusedWorkAwayFromYourDesk					
		Frequency	Percent	Valid Percent	Cumulative Percent
Valid	,00	20039	62,6	62,6	62,6
	1,00	11967	37,4	37,4	100,0
	Total	32006	100,0	100,0	

ImportanceIndividualRoutineTasks					
		Frequency	Percent	Valid Percent	Cumulative Percent
Valid	,00	15149	47,3	47,3	47,3
	1,00	16857	52,7	52,7	100,0
	Total	32006	100,0	100,0	

ImportanceReading					
		Frequency	Percent	Valid Percent	Cumulative Percent
Valid	,00	13306	41,6	41,6	41,6
	1,00	18700	58,4	58,4	100,0
	Total	32006	100,0	100,0	

ImportanceOnFocusedWork					
		Frequency	Percent	Valid Percent	Cumulative Percent
Valid	,00	12905	40,3	40,3	40,3
	1,00	19101	59,7	59,7	100,0
	Total	32006	100,0	100,0	

ImportanceCollaboratingOnCreativeWork					
		Frequency	Percent	Valid Percent	Cumulative Percent
Valid	,00	17906	55,9	55,9	55,9
	1,00	14100	44,1	44,1	100,0
	Total	32006	100,0	100,0	

ImportanceUnplannedMeetings					
		Frequency	Percent	Valid Percent	Cumulative Percent
Valid	,00	9092	28,4	28,4	28,4
	1,00	22914	71,6	71,6	100,0
	Total	32006	100,0	100,0	

ImportancePlannedMeetings					
		Frequency	Percent	Valid Percent	Cumulative Percent
Valid	,00	6241	19,5	19,5	19,5
	1,00	25765	80,5	80,5	100,0
	Total	32006	100,0	100,0	

ImportanceSocialInteraction					
		Frequency	Percent	Valid Percent	Cumulative Percent
Valid	,00	15707	49,1	49,1	49,1
	1,00	16299	50,9	50,9	100,0
	Total	32006	100,0	100,0	

ImportanceBusinessConfidentialDiscussions					
		Frequency	Percent	Valid Percent	Cumulative Percent
Valid	,00	16209	50,6	50,6	50,6
	1,00	15797	49,4	49,4	100,0
	Total	32006	100,0	100,0	

ImportancePrivateConversations					
		Frequency	Percent	Valid Percent	Cumulative Percent
Valid	,00	21102	65,9	65,9	65,9
	1,00	10904	34,1	34,1	100,0
	Total	32006	100,0	100,0	

ImportanceTelephoneConversations					
		Frequency	Percent	Valid Percent	Cumulative Percent
Valid	,00	6749	21,1	21,1	21,1
	1,00	25257	78,9	78,9	100,0
	Total	32006	100,0	100,0	

ImportanceCreativeThinking					
		Frequency	Percent	Valid Percent	Cumulative Percent
Valid	,00	14556	45,5	45,5	45,5
	1,00	17450	54,5	54,5	100,0
	Total	32006	100,0	100,0	

ImportanceLearningFromOthers					
		Frequency	Percent	Valid Percent	Cumulative Percent
Valid	,00	15777	49,3	49,3	49,3
	1,00	16229	50,7	50,7	100,0
	Total	32006	100,0	100,0	

ImportanceAudioConferences					
		Frequency	Percent	Valid Percent	Cumulative Percent
Valid	,00	16798	52,5	52,5	52,5
	1,00	15208	47,5	47,5	100,0
	Total	32006	100,0	100,0	

ImportanceSpreadingOUTPaperOrMaterials					
		Frequency	Percent	Valid Percent	Cumulative Percent
Valid	,00	16890	52,8	52,8	52,8
	1,00	15116	47,2	47,2	100,0
	Total	32006	100,0	100,0	

ImportanceUsingTechnicalOrSPecialisticEquipmentOrMaterials					
		Frequency	Percent	Valid Percent	Cumulative Percent
Valid	,00	23460	73,3	73,3	73,3
	1,00	8546	26,7	26,7	100,0
	Total	32006	100,0	100,0	

ImportanceRelaxingTakingABreak					
		Frequency	Percent	Valid Percent	Cumulative Percent
Valid	,00	14125	44,1	44,1	44,1
	1,00	17881	55,9	55,9	100,0
	Total	32006	100,0	100,0	

ImportanceLagerGroupMeetingsOrAudiences					
		Frequency	Percent	Valid Percent	Cumulative Percent
Valid	,00	17920	56,0	56,0	56,0
	1,00	14086	44,0	44,0	100,0
	Total	32006	100,0	100,0	

ImportanceHostingVisitorsClientsOrCustomers					
		Frequency	Percent	Valid Percent	Cumulative Percent
Valid	,00	16581	51,8	51,8	51,8
	1,00	15425	48,2	48,2	100,0
	Total	32006	100,0	100,0	

ImportanceVideoConferences					
		Frequency	Percent	Valid Percent	Cumulative Percent
Valid	,00	22263	69,6	69,6	69,6
	1,00	9743	30,4	30,4	100,0
	Total	32006	100,0	100,0	

5.6 SUPPORT OF WORKPLACE ACTIVITIES

IndividualFocusedWorkDeskBased					
		Frequency	Percent	Valid Percent	Cumulative Percent
Valid	-3	859	2,7	2,9	2,9
	-2	2351	7,3	7,8	10,7
	-1	3645	11,4	12,2	22,9
	1	7918	24,7	26,4	49,3
	2	10449	32,6	34,9	84,2
	3	4743	14,8	15,8	100,0
	Total	29965	93,6	100,0	
Missing	System	2041	6,4		
Total		32006	100,0		

IndividualFocusedWorkAwayFromYourDesk					
		Frequency	Percent	Valid Percent	Cumulative Percent
Valid	-3	634	2,0	5,3	5,3
	-2	1354	4,2	11,3	16,6
	-1	2370	7,4	19,8	36,4
	1	3732	11,7	31,2	67,6
	2	2892	9,0	24,2	91,8
	3	985	3,1	8,2	100,0
	Total	11967	37,4	100,0	
Missing	System	20039	62,6		
Total		32006	100,0		

IndividualRoutineTasks					
		Frequency	Percent	Valid Percent	Cumulative Percent
Valid	-3	167	,5	1,0	1,0
	-2	574	1,8	3,4	4,4
	-1	1481	4,6	8,8	13,2
	1	5909	18,5	35,1	48,2
	2	6208	19,4	36,8	85,1
	3	2518	7,9	14,9	100,0
	Total	16857	52,7	100,0	
Missing	System	15149	47,3		
Total		32006	100,0		

Reading					
		Frequency	Percent	Valid Percent	Cumulative Percent
Valid	-3	1338	4,2	7,2	7,2
	-2	2682	8,4	14,3	21,5
	-1	4278	13,4	22,9	44,4
	1	5391	16,8	28,8	73,2
	2	3344	10,4	17,9	91,1
	3	1667	5,2	8,9	100,0
	Total	18700	58,4	100,0	
Missing	System	13306	41,6		
Total		32006	100,0		

CollaboratingOnFocusedWork					
		Frequency	Percent	Valid Percent	Cumulative Percent
Valid	-3	339	1,1	1,8	1,8
	-2	1562	4,9	8,2	10,0
	-1	3414	10,7	17,9	27,8
	1	6397	20,0	33,5	61,3
	2	5605	17,5	29,3	90,7
	3	1784	5,6	9,3	100,0
	Total	19101	59,7	100,0	
Missing	System	12905	40,3		
Total		32006	100,0		

CollaboratingOnCreativeWork					
		Frequency	Percent	Valid Percent	Cumulative Percent
Valid	-3	620	1,9	4,4	4,4
	-2	1616	5,0	11,5	15,9
	-1	2863	8,9	20,3	36,2
	1	4142	12,9	29,4	65,5
	2	3597	11,2	25,5	91,0
	3	1262	3,9	9,0	100,0
	Total	14100	44,1	100,0	
Missing	System	17906	55,9		
Total		32006	100,0		

InformalUnplannedMeetings					
		Frequency	Percent	Valid Percent	Cumulative Percent
Valid	-3	885	2,8	3,9	3,9
	-2	2747	8,6	12,0	15,9
	-1	4744	14,8	20,7	36,6
	1	6692	20,9	29,2	65,8
	2	5499	17,2	24,0	89,8
	3	2347	7,3	10,2	100,0
	Total	22914	71,6	100,0	
Missing	System	9092	28,4		
Total		32006	100,0		

PlannedMeetings					
		Frequency	Percent	Valid Percent	Cumulative Percent
Valid	-3	494	1,5	1,9	1,9
	-2	2188	6,8	8,5	10,4
	-1	3899	12,2	15,1	25,5
	1	7267	22,7	28,2	53,7
	2	8532	26,7	33,1	86,9
	3	3385	10,6	13,1	100,0
	Total	25765	80,5	100,0	
Missing	System	6241	19,5		
Total		32006	100,0		

InformalSocialInteraction					
		Frequency	Percent	Valid Percent	Cumulative Percent
Valid	-3	525	1,6	3,2	3,2
	-2	1227	3,8	7,5	10,7
	-1	2475	7,7	15,2	25,9
	1	5238	16,4	32,1	58,1
	2	4813	15,0	29,5	87,6
	3	2021	6,3	12,4	100,0
	Total	16299	50,9	100,0	
Missing	System	15707	49,1		
Total		32006	100,0		

BusinessConfidentialDiscussions					
		Frequency	Percent	Valid Percent	Cumulative Percent
Valid	-3	1807	5,6	11,4	11,4
	-2	3061	9,6	19,4	30,8
	-1	3793	11,9	24,0	54,8
	1	3269	10,2	20,7	75,5
	2	2437	7,6	15,4	90,9
	3	1430	4,5	9,1	100,0
	Total	15797	49,4	100,0	
Missing	System	16209	50,6		
Total		32006	100,0		

PrivateConversations					
		Frequency	Percent	Valid Percent	Cumulative Percent
Valid	-3	1322	4,1	12,1	12,1
	-2	2139	6,7	19,6	31,7
	-1	2750	8,6	25,2	57,0
	1	2319	7,2	21,3	78,2
	2	1481	4,6	13,6	91,8
	3	893	2,8	8,2	100,0
	Total	10904	34,1	100,0	
Missing	System	21102	65,9		
Total		32006	100,0		

TelephoneConversations					
		Frequency	Percent	Valid Percent	Cumulative Percent
Valid	-3	947	3,0	3,7	3,7
	-2	2779	8,7	11,0	14,8
	-1	4932	15,4	19,5	34,3
	1	8182	25,6	32,4	66,7
	2	5769	18,0	22,8	89,5
	3	2648	8,3	10,5	100,0
	Total	25257	78,9	100,0	
Missing	System	6749	21,1		
Total		32006	100,0		

ThinkingCreativeThinking					
		Frequency	Percent	Valid Percent	Cumulative Percent
Valid	-3	1530	4,8	8,8	8,8
	-2	2871	9,0	16,5	25,2
	-1	4603	14,4	26,4	51,6
	1	4421	13,8	25,3	76,9
	2	2764	8,6	15,8	92,8
	3	1261	3,9	7,2	100,0
	Total	17450	54,5	100,0	
Missing	System	14556	45,5		
Total		32006	100,0		

LearningFromOthers					
		Frequency	Percent	Valid Percent	Cumulative Percent
Valid	-3	320	1,0	2,0	2,0
	-2	965	3,0	5,9	7,9
	-1	2513	7,9	15,5	23,4
	1	5509	17,2	33,9	57,3
	2	5050	15,8	31,1	88,5
	3	1872	5,8	11,5	100,0
	Total	16229	50,7	100,0	
Missing	System	15777	49,3		
Total		32006	100,0		

AudioConferences					
		Frequency	Percent	Valid Percent	Cumulative Percent
Valid	-3	798	2,5	5,2	5,2
	-2	1786	5,6	11,7	17,0
	-1	2865	9,0	18,8	35,8
	1	4601	14,4	30,3	66,1
	2	3578	11,2	23,5	89,6
	3	1580	4,9	10,4	100,0
	Total	15208	47,5	100,0	
Missing	System	16798	52,5		
Total		32006	100,0		

SpreadingOutPaperOrMaterials					
		Frequency	Percent	Valid Percent	Cumulative Percent
Valid	-3	1124	3,5	7,4	7,4
	-2	2163	6,8	14,3	21,7
	-1	3651	11,4	24,2	45,9
	1	4053	12,7	26,8	72,7
	2	2817	8,8	18,6	91,3
	3	1308	4,1	8,7	100,0
	Total	15116	47,2	100,0	
Missing	System	16890	52,8		
Total		32006	100,0		

UsingTechnicalOrSpecialistEquipmentOrMaterials					
		Frequency	Percent	Valid Percent	Cumulative Percent
Valid	-3	498	1,6	5,8	5,8
	-2	974	3,0	11,4	17,2
	-1	1774	5,5	20,8	38,0
	1	2764	8,6	32,3	70,3
	2	1805	5,6	21,1	91,4
	3	731	2,3	8,6	100,0
	Total	8546	26,7	100,0	
Missing	System	23460	73,3		
Total		32006	100,0		

RelaxingTakingABreak					
		Frequency	Percent	Valid Percent	Cumulative Percent
Valid	-3	1218	3,8	6,8	6,8
	-2	2209	6,9	12,4	19,2
	-1	3340	10,4	18,7	37,8
	1	5015	15,7	28,0	65,9
	2	4084	12,8	22,8	88,7
	3	2015	6,3	11,3	100,0
	Total	17881	55,9	100,0	
Missing	System	14125	44,1		
Total		32006	100,0		

LagerGroupMeetingsOrAudiences					
		Frequency	Percent	Valid Percent	Cumulative Percent
Valid	-3	843	2,6	6,0	6,0
	-2	1964	6,1	13,9	19,9
	-1	2812	8,8	20,0	39,9
	1	3944	12,3	28,0	67,9
	2	3324	10,4	23,6	91,5
	3	1199	3,7	8,5	100,0
	Total	14086	44,0	100,0	
Missing	System	17920	56,0		
Total		32006	100,0		

HostingVisitorsClientsOrCustomers					
		Frequency	Percent	Valid Percent	Cumulative Percent
Valid	-3	980	3,1	6,4	6,4
	-2	2166	6,8	14,0	20,4
	-1	3187	10,0	20,7	41,1
	1	4247	13,3	27,5	68,6
	2	3351	10,5	21,7	90,3
	3	1494	4,7	9,7	100,0
	Total	15425	48,2	100,0	
Missing	System	16581	51,8		
Total		32006	100,0		

VideoConferences					
		Frequency	Percent	Valid Percent	Cumulative Percent
Valid	-3	1848	5,8	19,0	19,0
	-2	1422	4,4	14,6	33,6
	-1	1770	5,5	18,2	51,7
	1	2412	7,5	24,8	76,5
	2	1612	5,0	16,5	93,0
	3	679	2,1	7,0	100,0
	Total	9743	30,4	100,0	
Missing	System	22263	69,6		
Total		32006	100,0		

5.7 IMPORTANCE OF WORKPLACE FEATURES AND FACILITIES

ImportanceDesk					
		Frequency	Percent	Valid Percent	Cumulative Percent
Valid	,00	1174	3,7	3,7	3,7
	1,00	30297	94,7	96,3	100,0
	Total	31471	98,3	100,0	
Missing	System	535	1,7		
Total		32006	100,0		

ImportanceChair					
		Frequency	Percent	Valid Percent	Cumulative Percent
Valid	,00	1215	3,8	3,9	3,9
	1,00	30256	94,5	96,1	100,0
	Total	31471	98,3	100,0	
Missing	System	535	1,7		
Total		32006	100,0		

ImportanceDividersBetweenDeskOrArea					
		Frequency	Percent	Valid Percent	Cumulative Percent
Valid	,00	12708	39,7	40,4	40,4
	1,00	18763	58,6	59,6	100,0
	Total	31471	98,3	100,0	
Missing	System	535	1,7		
Total		32006	100,0		

ImportancePersonalStorage					
		Frequency	Percent	Valid Percent	Cumulative Percent
Valid	,00	5261	16,4	16,7	16,7
	1,00	26210	81,9	83,3	100,0
	Total	31471	98,3	100,0	
Missing	System	535	1,7		
Total		32006	100,0		

ImportanceArchiveStorage					
		Frequency	Percent	Valid Percent	Cumulative Percent
Valid	,00	18540	57,9	58,9	58,9
	1,00	12931	40,4	41,1	100,0
	Total	31471	98,3	100,0	
Missing	System	535	1,7		
Total		32006	100,0		

ImportanceQuietroomsForWorkingAloneOrInPairs					
		Frequency	Percent	Valid Percent	Cumulative Percent
Valid	,00	11017	34,4	35,0	35,0
	1,00	20454	63,9	65,0	100,0
	Total	31471	98,3	100,0	
Missing	System	535	1,7		
Total		32006	100,0		

ImportanceAtriumAndCommunalAreas					
		Frequency	Percent	Valid Percent	Cumulative Percent
Valid	,00	13760	43,0	43,7	43,7
	1,00	17711	55,3	56,3	100,0
	Total	31471	98,3	100,0	
Missing	System	535	1,7		
Total		32006	100,0		

ImportanceAbilityToPersonalizeMyWorkstatio					
		Frequency	Percent	Valid Percent	Cumulative Percent
Valid	,00	14836	46,4	47,1	47,1
	1,00	16635	52,0	52,9	100,0
	Total	31471	98,3	100,0	
Missing	System	535	1,7		
Total		32006	100,0		

ImportanceSpaceBetweenWorkSettings					
		Frequency	Percent	Valid Percent	Cumulative Percent
Valid	,00	13915	43,5	44,2	44,2
	1,00	17556	54,9	55,8	100,0
	Total	31471	98,3	100,0	
Missing	System	535	1,7		
Total		32006	100,0		

ImportanceMeetingRoomsLarge					
		Frequency	Percent	Valid Percent	Cumulative Percent
Valid	,00	8432	26,3	26,8	26,8
	1,00	23039	72,0	73,2	100,0
	Total	31471	98,3	100,0	
Missing	System	535	1,7		
Total		32006	100,0		

ImportanceMeetingRoomsSmall					
		Frequency	Percent	Valid Percent	Cumulative Percent
Valid	,00	6257	19,5	19,9	19,9
	1,00	25214	78,8	80,1	100,0
	Total	31471	98,3	100,0	
Missing	System	535	1,7		
Total		32006	100,0		

ImportanceVarietyOfDifferentTypesOfWorkspace					
		Frequency	Percent	Valid Percent	Cumulative Percent
Valid	,00	21288	66,5	67,6	67,6
	1,00	10183	31,8	32,4	100,0
	Total	31471	98,3	100,0	
Missing	System	535	1,7		
Total		32006	100,0		

ImportanceAccessibilityOfColleagues					
		Frequency	Percent	Valid Percent	Cumulative Percent
Valid	,00	14668	45,8	46,6	46,6
	1,00	16803	52,5	53,4	100,0
	Total	31471	98,3	100,0	
Missing	System	535	1,7		
Total		32006	100,0		

ImportanceNaturalLight					
		Frequency	Percent	Valid Percent	Cumulative Percent
Valid	,00	6506	20,3	20,7	20,7
	1,00	24965	78,0	79,3	100,0
	Total	31471	98,3	100,0	
Missing	System	535	1,7		
Total		32006	100,0		

ImportanceLighting					
		Frequency	Percent	Valid Percent	Cumulative Percent
Valid	,00	9340	29,2	29,7	29,7
	1,00	22131	69,1	70,3	100,0
	Total	31471	98,3	100,0	
Missing	System	535	1,7		
Total		32006	100,0		

ImportanceTemperatureContro					
		Frequency	Percent	Valid Percent	Cumulative Percent
Valid	,00	5166	16,1	16,4	16,4
	1,00	26305	82,2	83,6	100,0
	Total	31471	98,3	100,0	
Missing	System	535	1,7		
Total		32006	100,0		

ImportanceAirQuality					
		Frequency	Percent	Valid Percent	Cumulative Percent
Valid	,00	9351	29,2	29,7	29,7
	1,00	22120	69,1	70,3	100,0
	Total	31471	98,3	100,0	
Missing	System	535	1,7		
Total		32006	100,0		

ImportanceNoiseLevels					
		Frequency	Percent	Valid Percent	Cumulative Percent
Valid	,00	7038	22,0	22,4	22,4
	1,00	24433	76,3	77,6	100,0
	Total	31471	98,3	100,0	
Missing	System	535	1,7		
Total		32006	100,0		

ImportancePeopleWalkingPastYourDesk					
		Frequency	Percent	Valid Percent	Cumulative Percent
Valid	,00	12848	40,1	40,8	40,8
	1,00	18623	58,2	59,2	100,0
	Total	31471	98,3	100,0	
Missing	System	535	1,7		
Total		32006	100,0		

ImportanceComputingEquipmen					
		Frequency	Percent	Valid Percent	Cumulative Percent
Valid	,00	1600	5,0	5,1	5,1
	1,00	29871	93,3	94,9	100,0
	Total	31471	98,3	100,0	
Missing	System	535	1,7		
Total		32006	100,0		

ImportanceTelephoneEquipmen					
		Frequency	Percent	Valid Percent	Cumulative Percent
Valid	,00	4398	13,7	14,0	14,0
	1,00	27073	84,6	86,0	100,0
	Total	31471	98,3	100,0	
Missing	System	535	1,7		
Total		32006	100,0		

ImportanceAudioVisualEquipment					
		Frequency	Percent	Valid Percent	Cumulative Percent
Valid	,00	19649	61,4	62,4	62,4
	1,00	11822	36,9	37,6	100,0
	Total	31471	98,3	100,0	
Missing	System	535	1,7		
Total		32006	100,0		

ImportanceInOfficeNetworkConnectivity					
		Frequency	Percent	Valid Percent	Cumulative Percent
Valid	,00	8080	25,2	25,7	25,7
	1,00	23391	73,1	74,3	100,0
	Total	31471	98,3	100,0	
Missing	System	535	1,7		
Total		32006	100,0		

ImportanceRemoteAccessToWorkfiles					
		Frequency	Percent	Valid Percent	Cumulative Percent
Valid	,00	11250	35,1	35,7	35,7
	1,00	20221	63,2	64,3	100,0
	Total	31471	98,3	100,0	
Missing	System	535	1,7		
Total		32006	100,0		

ImportanceGuestVisitorNetworkAccess					
		Frequency	Percent	Valid Percent	Cumulative Percent
Valid	,00	20360	63,6	64,7	64,7
	1,00	11111	34,7	35,3	100,0
	Total	31471	98,3	100,0	
Missing	System	535	1,7		
Total		32006	100,0		

ImportancePrintingCopyingScanningEquipment					
		Frequency	Percent	Valid Percent	Cumulative Percent
Valid	,00	4979	15,6	15,8	15,8
	1,00	26492	82,8	84,2	100,0
	Total	31471	98,3	100,0	
Missing	System	535	1,7		
Total		32006	100,0		

ImportanceDeskRoomBookingSystems					
		Frequency	Percent	Valid Percent	Cumulative Percent
Valid	,00	13379	41,8	42,5	42,5
	1,00	18092	56,5	57,5	100,0
	Total	31471	98,3	100,0	
Missing	System	535	1,7		
Total		32006	100,0		

ImportanceInformalWorkAreasBreakOutZones					
		Frequency	Percent	Valid Percent	Cumulative Percent
Valid	,00	13017	40,7	41,4	41,4
	1,00	18454	57,7	58,6	100,0
	Total	31471	98,3	100,0	
Missing	System	535	1,7		
Total		32006	100,0		

ImportanceRestaurantCanteen					
		Frequency	Percent	Valid Percent	Cumulative Percent
Valid	,00	5562	17,4	17,7	17,7
	1,00	25909	81,0	82,3	100,0
	Total	31471	98,3	100,0	
Missing	System	535	1,7		
Total		32006	100,0		

ImportanceLeisureFacilitiesOnsiteOrNearby					
		Frequency	Percent	Valid Percent	Cumulative Percent
Valid	,00	16235	50,7	51,6	51,6
	1,00	15236	47,6	48,4	100,0
	Total	31471	98,3	100,0	
Missing	System	535	1,7		
Total		32006	100,0		

ImportanceHospitalityServices					
		Frequency	Percent	Valid Percent	Cumulative Percent
Valid	,00	20724	64,8	65,9	65,9
	1,00	10747	33,6	34,1	100,0
	Total	31471	98,3	100,0	
Missing	System	535	1,7		
Total		32006	100,0		

ImportanceMailAndPostRoomServices					
		Frequency	Percent	Valid Percent	Cumulative Percent
Valid	,00	13996	43,7	44,5	44,5
	1,00	17475	54,6	55,5	100,0
	Total	31471	98,3	100,0	
Missing	System	535	1,7		
Total		32006	100,0		

ImportanceTeaCoffeeAndOtherRefreshment					
		Frequency	Percent	Valid Percent	Cumulative Percent
Valid	,00	2324	7,3	7,4	7,4
	1,00	29147	91,1	92,6	100,0
	Total	31471	98,3	100,0	
Missing	System	535	1,7		
Total		32006	100,0		

ImportanceReceptionAreas					
		Frequency	Percent	Valid Percent	Cumulative Percent
Valid	,00	14683	45,9	46,7	46,7
	1,00	16788	52,5	53,3	100,0
	Total	31471	98,3	100,0	
Missing	System	535	1,7		
Total		32006	100,0		

ImportanceSecurity					
		Frequency	Percent	Valid Percent	Cumulative Percent
Valid	,00	13002	40,6	41,3	41,3
	1,00	18469	57,7	58,7	100,0
	Total	31471	98,3	100,0	
Missing	System	535	1,7		
Total		32006	100,0		

ImportanceGeneralCleanliness					
		Frequency	Percent	Valid Percent	Cumulative Percent
Valid	,00	4426	13,8	14,1	14,1
	1,00	27045	84,5	85,9	100,0
	Total	31471	98,3	100,0	
Missing	System	535	1,7		
Total		32006	100,0		

ImportanceGeneralTidiness					
		Frequency	Percent	Valid Percent	Cumulative Percent
Valid	,00	8207	25,6	26,1	26,1
	1,00	23264	72,7	73,9	100,0
	Total	31471	98,3	100,0	
Missing	System	535	1,7		
Total		32006	100,0		

5.8 PROVISION OF WORKPLACE FEATURES AND FACILITIES

ProvidedDesk					
		Frequency	Percent	Valid Percent	Cumulative Percent
Valid	,00	104	,3	,3	,3
	1,00	30193	94,3	99,7	100,0
	Total	30297	94,7	100,0	
Missing	System	1709	5,3		
Total		32006	100,0		

ProvidedChair					
		Frequency	Percent	Valid Percent	Cumulative Percent
Valid	,00	87	,3	,3	,3
	1,00	30169	94,3	99,7	100,0
	Total	30256	94,5	100,0	
Missing	System	1750	5,5		
Total		32006	100,0		

ProvidedDividersBetweenDeskOrAreas					
		Frequency	Percent	Valid Percent	Cumulative Percent
Valid	,00	1811	5,7	9,7	9,7
	1,00	16952	53,0	90,3	100,0
	Total	18763	58,6	100,0	
Missing	System	13243	41,4		
Total		32006	100,0		

ProvidedPersonalStorage					
		Frequency	Percent	Valid Percent	Cumulative Percent
Valid	,00	485	1,5	1,9	1,9
	1,00	25725	80,4	98,1	100,0
	Total	26210	81,9	100,0	
Missing	System	5796	18,1		
Total		32006	100,0		

ProvidedArchiveStorage					
		Frequency	Percent	Valid Percent	Cumulative Percent
Valid	,00	981	3,1	7,6	7,6
	1,00	11950	37,3	92,4	100,0
	Total	12931	40,4	100,0	
Missing	System	19075	59,6		
Total		32006	100,0		

ProvidedQuietRoomsForWorkingAloneOrInPairs					
		Frequency	Percent	Valid Percent	Cumulative Percent
Valid	,00	1617	5,1	7,9	7,9
	1,00	18837	58,9	92,1	100,0
	Total	20454	63,9	100,0	
Missing	System	11552	36,1		
Total		32006	100,0		

ProvidedAtriumAndCommunalAreas					
		Frequency	Percent	Valid Percent	Cumulative Percent
Valid	,00	809	2,5	4,6	4,6
	1,00	16902	52,8	95,4	100,0
	Total	17711	55,3	100,0	
Missing	System	14295	44,7		
Total		32006	100,0		

ProvidedAbilityToPersonaliseMyWorkstation					
		Frequency	Percent	Valid Percent	Cumulative Percent
Valid	1,00	16635	52,0	100,0	100,0
Missing	System	15371	48,0		
Total		32006	100,0		

ProvidedSpaceBetweenWorkSettings					
		Frequency	Percent	Valid Percent	Cumulative Percent
Valid	1,00	17556	54,9	100,0	100,0
Missing	System	14450	45,1		
Total		32006	100,0		

ProvidedMeetingRoomsLarge					
		Frequency	Percent	Valid Percent	Cumulative Percent
Valid	1,00	23039	72,0	100,0	100,0
Missing	System	8967	28,0		
Total		32006	100,0		

ProvidedMeetingRoomsSmall					
		Frequency	Percent	Valid Percent	Cumulative Percent
Valid	1,00	25214	78,8	100,0	100,0
Missing	System	6792	21,2		
Total		32006	100,0		

ProvidedVarietyOfDifferentTypesOfWorkspace					
		Frequency	Percent	Valid Percent	Cumulative Percent
Valid	1,00	10183	31,8	100,0	100,0
Missing	System	21823	68,2		
Total		32006	100,0		

ProvidedAccessibilityOfColleagues					
		Frequency	Percent	Valid Percent	Cumulative Percent
Valid	1,00	16803	52,5	100,0	100,0
Missing	System	15203	47,5		
Total		32006	100,0		

ProvidedNaturalLight					
		Frequency	Percent	Valid Percent	Cumulative Percent
Valid	1,00	24965	78,0	100,0	100,0
Missing	System	7041	22,0		
Total		32006	100,0		

ProvidedOfficeLighting					
		Frequency	Percent	Valid Percent	Cumulative Percent
Valid	1,00	22131	69,1	100,0	100,0
Missing	System	9875	30,9		
Total		32006	100,0		

ProvidedTemperatureControl					
		Frequency	Percent	Valid Percent	Cumulative Percent
Valid	1,00	26305	82,2	100,0	100,0
Missing	System	5701	17,8		
Total		32006	100,0		

ProvidedAirQuality					
		Frequency	Percent	Valid Percent	Cumulative Percent
Valid	1,00	22120	69,1	100,0	100,0
Missing	System	9886	30,9		
Total		32006	100,0		

ProvidedNoiseLevels					
		Frequency	Percent	Valid Percent	Cumulative Percent
Valid	1,00	24433	76,3	100,0	100,0
Missing	System	7573	23,7		
Total		32006	100,0		

ProvidedPeopleWalkingPastYourDesk					
		Frequency	Percent	Valid Percent	Cumulative Percent
Valid	1,00	18623	58,2	100,0	100,0
Missing	System	13383	41,8		
Total		32006	100,0		

ProvidedComputingEquipment					
		Frequency	Percent	Valid Percent	Cumulative Percent
Valid	,00	50	,2	,2	,2
	1,00	29821	93,2	99,8	100,0
	Total	29871	93,3	100,0	
Missing	System	2135	6,7		
Total		32006	100,0		

ProvidedTelephoneEquipment					
		Frequency	Percent	Valid Percent	Cumulative Percent
Valid	,00	182	,6	,7	,7
	1,00	26891	84,0	99,3	100,0
	Total	27073	84,6	100,0	
Missing	System	4933	15,4		
Total		32006	100,0		

ProvidedAudioVisualEquipment					
		Frequency	Percent	Valid Percent	Cumulative Percent
Valid	,00	1084	3,4	9,2	9,2
	1,00	10738	33,5	90,8	100,0
	Total	11822	36,9	100,0	
Missing	System	20184	63,1		
Total		32006	100,0		

ProvidedInOfficeNetworkConnectivity					
		Frequency	Percent	Valid Percent	Cumulative Percent
Valid	,00	133	,4	,6	,6
	1,00	23258	72,7	99,4	100,0
	Total	23391	73,1	100,0	
Missing	System	8615	26,9		
Total		32006	100,0		

ProvidedRemoteAccessToWorkFiles					
		Frequency	Percent	Valid Percent	Cumulative Percent
Valid	,00	607	1,9	3,0	3,0
	1,00	19614	61,3	97,0	100,0
	Total	20221	63,2	100,0	
Missing	System	11785	36,8		
Total		32006	100,0		

ProvidedGuestVisitorNetworkAccess					
		Frequency	Percent	Valid Percent	Cumulative Percent
Valid	,00	903	2,8	8,1	8,1
	1,00	10208	31,9	91,9	100,0
	Total	11111	34,7	100,0	
Missing	System	20895	65,3		
Total		32006	100,0		

ProvidedCopyingScanningEquipment					
		Frequency	Percent	Valid Percent	Cumulative Percent
Valid	,00	42	,1	,2	,2
	1,00	26450	82,6	99,8	100,0
	Total	26492	82,8	100,0	
Missing	System	5514	17,2		
Total		32006	100,0		

ProvidedDeskRoomBookingSystems					
		Frequency	Percent	Valid Percent	Cumulative Percent
Valid	,00	405	1,3	2,2	2,2
	1,00	17687	55,3	97,8	100,0
	Total	18092	56,5	100,0	
Missing	System	13914	43,5		
Total		32006	100,0		

ProvidedInformalWorkAreasBreakOutZones					
		Frequency	Percent	Valid Percent	Cumulative Percent
Valid	,00	869	2,7	4,7	4,7
	1,00	17585	54,9	95,3	100,0
	Total	18454	57,7	100,0	
Missing	System	13552	42,3		
Total		32006	100,0		

ProvidedRestaurantCanteen					
		Frequency	Percent	Valid Percent	Cumulative Percent
Valid	,00	1614	5,0	6,2	6,2
	1,00	24295	75,9	93,8	100,0
	Total	25909	81,0	100,0	
Missing	System	6097	19,0		
Total		32006	100,0		

ProvidedLeisureFacilitiesOnSiteOrNearby					
		Frequency	Percent	Valid Percent	Cumulative Percent
Valid	,00	2011	6,3	13,2	13,2
	1,00	13225	41,3	86,8	100,0
	Total	15236	47,6	100,0	
Missing	System	16770	52,4		
Total		32006	100,0		

ProvidedHospitalityServices					
		Frequency	Percent	Valid Percent	Cumulative Percent
Valid	,00	1173	3,7	10,9	10,9
	1,00	9574	29,9	89,1	100,0
	Total	10747	33,6	100,0	
Missing	System	21259	66,4		
Total		32006	100,0		

ProvidedMailAndPostRoomServices					
		Frequency	Percent	Valid Percent	Cumulative Percent
Valid	,00	197	,6	1,1	1,1
	1,00	17278	54,0	98,9	100,0
	Total	17475	54,6	100,0	
Missing	System	14531	45,4		
Total		32006	100,0		

ProvidedTeaCoffeeAndOtherRefreshment					
		Frequency	Percent	Valid Percent	Cumulative Percent
Valid	1,00	29147	91,1	100,0	100,0
Missing	System	2859	8,9		
Total		32006	100,0		

ProvidedReceptionArea					
		Frequency	Percent	Valid Percent	Cumulative Percent
Valid	1,00	16788	52,5	100,0	100,0
Missing	System	15218	47,5		
Total		32006	100,0		

ProvidedSecurity					
		Frequency	Percent	Valid Percent	Cumulative Percent
Valid	1,00	18469	57,7	100,0	100,0
Missing	System	13537	42,3		
Total		32006	100,0		

ProvidedCleanliness					
		Frequency	Percent	Valid Percent	Cumulative Percent
Valid	1,00	27045	84,5	100,0	100,0
Missing	System	4961	15,5		
Total		32006	100,0		

ProvidedGeneralTidiness					
		Frequency	Percent	Valid Percent	Cumulative Percent
Valid	1,00	23264	72,7	100,0	100,0
Missing	System	8742	27,3		
Total		32006	100,0		

5.9 SATISFACTION WITH WORKPLACE FEATURES AND FACILITIES

Desk					
		Frequency	Percent	Valid Percent	Cumulative Percent
Valid		1174	3,7	3,7	3,7
	-1	2533	7,9	8,0	11,8
	-2	863	2,7	2,7	14,5
	0	5092	15,9	16,2	30,7
	1	13714	42,8	43,6	74,3
	2	7991	25,0	25,4	99,7
	NP	104	,3	,3	100,0
	Total	31471	98,3	100,0	
Missing	-99	535	1,7		
Total		32006	100,0		

Chair					
		Frequency	Percent	Valid Percent	Cumulative Percent
Valid		1215	3,8	3,9	3,9
	-1	3367	10,5	10,7	14,6
	-2	1334	4,2	4,2	18,8
	0	5099	15,9	16,2	35,0
	1	12827	40,1	40,8	75,8
	2	7542	23,6	24,0	99,7
	NP	87	,3	,3	100,0
	Total	31471	98,3	100,0	
Missing	-99	535	1,7		
Total		32006	100,0		

DividersBetweenDeskOrAreas					
		Frequency	Percent	Valid Percent	Cumulative Percent
Valid		12708	39,7	40,4	40,4
	-1	3762	11,8	12,0	52,3
	-2	1778	5,6	5,6	58,0
	0	4693	14,7	14,9	72,9
	1	5002	15,6	15,9	88,8
	2	1717	5,4	5,5	94,2
	NP	1811	5,7	5,8	100,0
	Total	31471	98,3	100,0	
Missing	-99	535	1,7		
Total		32006	100,0		

AbilityToPersonaliseMyWorkstation					
		Frequency	Percent	Valid Percent	Cumulative Percent
Valid		14836	46,4	47,1	47,1
	0	5077	15,9	16,1	63,3
	1	4986	15,6	15,8	79,1
	2	1820	5,7	5,8	84,9
	-1	3230	10,1	10,3	95,2
	-2	1522	4,8	4,8	100,0
	Total	31471	98,3	100,0	
	-99	535	1,7		
Total		32006	100,0		

SpaceBetweenWorkSettings					
		Frequency	Percent	Valid Percent	Cumulative Percent
Valid		13915	43,5	44,2	44,2
	0	4479	14,0	14,2	58,4
	1	5868	18,3	18,6	77,1
	2	1884	5,9	6,0	83,1
	-1	3686	11,5	11,7	94,8
	-2	1639	5,1	5,2	100,0
	Total	31471	98,3	100,0	
Missing	-99	535	1,7		
Total		32006	100,0		

PersonalStorage					
		Frequency	Percent	Valid Percent	Cumulative Percent
Valid		5261	16,4	16,7	16,7
	-1	5140	16,1	16,3	33,0
	-2	2353	7,4	7,5	40,5
	0	5110	16,0	16,2	56,8
	1	9648	30,1	30,7	87,4
	2	3474	10,9	11,0	98,5
	NP	485	1,5	1,5	100,0
	Total	31471	98,3	100,0	
Missing	-99	535	1,7		
Total		32006	100,0		

ArchiveStorage					
		Frequency	Percent	Valid Percent	Cumulative Percent
Valid		18540	57,9	58,9	58,9
	-1	2546	8,0	8,1	67,0
	-2	1311	4,1	4,2	71,2
	0	3852	12,0	12,2	83,4
	1	3125	9,8	9,9	93,3
	2	1116	3,5	3,5	96,9
	NP	981	3,1	3,1	100,0
	Total	31471	98,3	100,0	
Missing	-99	535	1,7		
Total		32006	100,0		

MeetingRoomsLarge					
		Frequency	Percent	Valid Percent	Cumulative Percent
Valid		8432	26,3	26,8	26,8
	0	4762	14,9	15,1	41,9
	1	8202	25,6	26,1	68,0
	2	2556	8,0	8,1	76,1
	-1	5431	17,0	17,3	93,4
	-2	2088	6,5	6,6	100,0
	Total	31471	98,3	100,0	
Missing	-99	535	1,7		
Total		32006	100,0		

MeetingRoomsSmall					
		Frequency	Percent	Valid Percent	Cumulative Percent
Valid		6257	19,5	19,9	19,9
	0	4963	15,5	15,8	35,7
	1	9189	28,7	29,2	64,9
	2	2847	8,9	9,0	73,9
	-1	6144	19,2	19,5	93,4
	-2	2071	6,5	6,6	100,0
	Total	31471	98,3	100,0	
Missing	-99	535	1,7		
Total		32006	100,0		

QuietroomsForWorkingAloneOrInPairs					
		Frequency	Percent	Valid Percent	Cumulative Percent
Valid		11017	34,4	35,0	35,0
	-1	6783	21,2	21,6	56,6
	-2	3595	11,2	11,4	68,0
	0	3443	10,8	10,9	78,9
	1	3678	11,5	11,7	90,6
	2	1338	4,2	4,3	94,9
	NP	1617	5,1	5,1	100,0
	Total	31471	98,3	100,0	
Missing	-99	535	1,7		
Total		32006	100,0		

VarietyOfDifferentTypesOfWorkspace					
		Frequency	Percent	Valid Percent	Cumulative Percent
Valid		21288	66,5	67,6	67,6
	0	3251	10,2	10,3	78,0
	1	1882	5,9	6,0	84,0
	2	854	2,7	2,7	86,7
	-1	2884	9,0	9,2	95,8
	-2	1312	4,1	4,2	100,0
	Total	31471	98,3	100,0	
	Missing	-99	535	1,7	
Total		32006	100,0		

AccessibilityOfColleagues					
		Frequency	Percent	Valid Percent	Cumulative Percent
Valid		14668	45,8	46,6	46,6
	0	3735	11,7	11,9	58,5
	1	8013	25,0	25,5	83,9
	2	3246	10,1	10,3	94,3
	-1	1403	4,4	4,5	98,7
	-2	406	1,3	1,3	100,0
	Total	31471	98,3	100,0	
	Missing	-99	535	1,7	
Total		32006	100,0		

NaturalLight					
		Frequency	Percent	Valid Percent	Cumulative Percent
Valid		6506	20,3	20,7	20,7
	0	4296	13,4	13,7	34,3
	1	9270	29,0	29,5	63,8
	2	4540	14,2	14,4	78,2
	-1	4152	13,0	13,2	91,4
	-2	2707	8,5	8,6	100,0
	Total	31471	98,3	100,0	
Missing	-99	535	1,7		
Total		32006	100,0		

OfficeLighting					
		Frequency	Percent	Valid Percent	Cumulative Percent
Valid		9340	29,2	29,7	29,7
	0	5273	16,5	16,8	46,4
	1	9204	28,8	29,2	75,7
	2	2727	8,5	8,7	84,3
	-1	3449	10,8	11,0	95,3
	-2	1478	4,6	4,7	100,0
	Total	31471	98,3	100,0	
Missing	-99	535	1,7		
Total		32006	100,0		

TemperatureControl					
		Frequency	Percent	Valid Percent	Cumulative Percent
Valid		5166	16,1	16,4	16,4
	0	5217	16,3	16,6	33,0
	1	5069	15,8	16,1	49,1
	2	1212	3,8	3,9	53,0
	-1	8561	26,7	27,2	80,2
	-2	6246	19,5	19,8	100,0
	Total	31471	98,3	100,0	
Missing	-99	535	1,7		
Total		32006	100,0		

AirQuality					
		Frequency	Percent	Valid Percent	Cumulative Percent
Valid		9351	29,2	29,7	29,7
	0	6041	18,9	19,2	48,9
	1	5389	16,8	17,1	66,0
	2	1430	4,5	4,5	70,6
	-1	5607	17,5	17,8	88,4
	-2	3653	11,4	11,6	100,0
	Total	31471	98,3	100,0	
Missing	-99	535	1,7		
Total		32006	100,0		

NoiseLevels					
		Frequency	Percent	Valid Percent	Cumulative Percent
Valid		7038	22,0	22,4	22,4
	0	6467	20,2	20,5	42,9
	1	5355	16,7	17,0	59,9
	2	1216	3,8	3,9	63,8
	-1	7368	23,0	23,4	87,2
	-2	4027	12,6	12,8	100,0
	Total	31471	98,3	100,0	
Missing	-99	535	1,7		
Total		32006	100,0		

PeopleWalkingPastYourDesk					
		Frequency	Percent	Valid Percent	Cumulative Percent
Valid		12848	40,1	40,8	40,8
	0	6008	18,8	19,1	59,9
	1	4343	13,6	13,8	73,7
	2	1251	3,9	4,0	77,7
	-1	4412	13,8	14,0	91,7
	-2	2609	8,2	8,3	100,0
	Total	31471	98,3	100,0	
Missing	-99	535	1,7		
Total		32006	100,0		

AtriumAndCommunalAreas					
		Frequency	Percent	Valid Percent	Cumulative Percent
Valid		13760	43,0	43,7	43,7
	-1	3499	10,9	11,1	54,8
	-2	1035	3,2	3,3	58,1
	0	4766	14,9	15,1	73,3
	1	5692	17,8	18,1	91,4
	2	1910	6,0	6,1	97,4
	NP	809	2,5	2,6	100,0
	Total	31471	98,3	100,0	
Missing	-99	535	1,7		
Total		32006	100,0		

ComputingEquipment				
	Frequency	Percent	Valid Percent	Cumulative Percent
Valid	1600	5,0	5,1	5,1
-1	4075	12,7	12,9	18,0
-2	1906	6,0	6,1	24,1
0	5045	15,8	16,0	40,1
1	13073	40,8	41,5	81,7
2	5722	17,9	18,2	99,8
NP	50	,2	,2	100,0
Total	31471	98,3	100,0	
Missing	-99	535	1,7	
Total	32006	100,0		

TelephoneEquipment				
	Frequency	Percent	Valid Percent	Cumulative Percent
Valid	4398	13,7	14,0	14,0
-1	2963	9,3	9,4	23,4
-2	1221	3,8	3,9	27,3
0	4811	15,0	15,3	42,6
1	12260	38,3	39,0	81,5
2	5636	17,6	17,9	99,4
NP	182	,6	,6	100,0
Total	31471	98,3	100,0	
Missing	-99	535	1,7	
Total	32006	100,0		

AudioVisualEquipment				
	Frequency	Percent	Valid Percent	Cumulative Percent
Valid	19649	61,4	62,4	62,4
-1	1936	6,0	6,2	68,6
-2	699	2,2	2,2	70,8
0	3477	10,9	11,0	81,9
1	3562	11,1	11,3	93,2
2	1064	3,3	3,4	96,6
NP	1084	3,4	3,4	100,0
Total	31471	98,3	100,0	
Missing	-99	535	1,7	
Total	32006	100,0		

InOfficeNetworkConnectivity					
		Frequency	Percent	Valid Percent	Cumulative Percent
Valid		8080	25,2	25,7	25,7
	-1	3109	9,7	9,9	35,6
	-2	1234	3,9	3,9	39,5
	0	3956	12,4	12,6	52,0
	1	9561	29,9	30,4	82,4
	2	5398	16,9	17,2	99,6
	NP	133	,4	,4	100,0
	Total	31471	98,3	100,0	
Missing	-99	535	1,7		
Total		32006	100,0		

RemoteAccessToWorkFilesOrNetwork					
		Frequency	Percent	Valid Percent	Cumulative Percent
Valid		11250	35,1	35,7	35,7
	-1	3018	9,4	9,6	45,3
	-2	1341	4,2	4,3	49,6
	0	3957	12,4	12,6	62,2
	1	7908	24,7	25,1	87,3
	2	3390	10,6	10,8	98,1
	NP	607	1,9	1,9	100,0
	Total	31471	98,3	100,0	
Missing	-99	535	1,7		
Total		32006	100,0		

GuestVisitorNetworkAccess					
		Frequency	Percent	Valid Percent	Cumulative Percent
Valid		20360	63,6	64,7	64,7
	-1	1966	6,1	6,2	70,9
	-2	1058	3,3	3,4	74,3
	0	3700	11,6	11,8	86,1
	1	2648	8,3	8,4	94,5
	2	836	2,6	2,7	97,1
	NP	903	2,8	2,9	100,0
	Total	31471	98,3	100,0	
Missing	-99	535	1,7		
Total		32006	100,0		

PrintingCopyingScanningEquipment				
	Frequency	Percent	Valid Percent	Cumulative Percent
Valid		4979	15,6	15,8
	-1	4165	13,0	29,1
	-2	1783	5,6	34,7
	0	4774	14,9	49,9
	1	10881	34,0	84,5
	2	4847	15,1	99,9
	NP	42	,1	100,0
	Total	31471	98,3	100,0
Missing	-99	535	1,7	
Total		32006	100,0	

DeskRoomBookingSystems				
	Frequency	Percent	Valid Percent	Cumulative Percent
Valid		13379	41,8	42,5
	-1	3853	12,0	54,8
	-2	2031	6,3	61,2
	0	4752	14,8	76,3
	1	5452	17,0	93,6
	2	1599	5,0	98,7
	NP	405	1,3	100,0
	Total	31471	98,3	100,0
Missing	-99	535	1,7	
Total		32006	100,0	

InformalWorkAreasBreakOutZones				
	Frequency	Percent	Valid Percent	Cumulative Percent
Valid		13017	40,7	41,4
	-1	4958	15,5	57,1
	-2	2064	6,4	63,7
	0	3841	12,0	75,9
	1	4929	15,4	91,5
	2	1793	5,6	97,2
	NP	869	2,7	100,0
	Total	31471	98,3	100,0
Missing	-99	535	1,7	
Total		32006	100,0	

RestaurantCanteen					
		Frequency	Percent	Valid Percent	Cumulative Percent
Valid		5562	17,4	17,7	17,7
	-1	4198	13,1	13,3	31,0
	-2	2101	6,6	6,7	37,7
	0	4899	15,3	15,6	53,3
	1	9185	28,7	29,2	82,4
	2	3912	12,2	12,4	94,9
	NP	1614	5,0	5,1	100,0
	Total	31471	98,3	100,0	
Missing	-99	535	1,7		
Total		32006	100,0		

TeaCoffeeAndOtherRefreshment					
		Frequency	Percent	Valid Percent	Cumulative Percent
Valid		2324	7,3	7,4	7,4
	0	5483	17,1	17,4	24,8
	1	13021	40,7	41,4	66,2
	2	5306	16,6	16,9	83,0
	-1	4027	12,6	12,8	95,8
	-2	1310	4,1	4,2	100,0
	Total	31471	98,3	100,0	
Missing	-99	535	1,7		
Total		32006	100,0		

ReceptionAreas					
		Frequency	Percent	Valid Percent	Cumulative Percent
Valid		14683	45,9	46,7	46,7
	0	4457	13,9	14,2	60,8
	1	7627	23,8	24,2	85,1
	2	2840	8,9	9,0	94,1
	-1	1457	4,6	4,6	98,7
	-2	407	1,3	1,3	100,0
	Total	31471	98,3	100,0	
Missing	-99	535	1,7		
Total		32006	100,0		

LeisureFacilitiesOnsiteOrNearby					
		Frequency	Percent	Valid Percent	Cumulative Percent
Valid		16235	50,7	51,6	51,6
	-1	2440	7,6	7,8	59,3
	-2	1538	4,8	4,9	64,2
	0	3570	11,2	11,3	75,6
	1	3503	10,9	11,1	86,7
	2	2174	6,8	6,9	93,6
	NP	2011	6,3	6,4	100,0
	Total	31471	98,3	100,0	
Missing	-99	535	1,7		
Total		32006	100,0		

HospitalityServices					
		Frequency	Percent	Valid Percent	Cumulative Percent
Valid		20724	64,8	65,9	65,9
	-1	1535	4,8	4,9	70,7
	-2	561	1,8	1,8	72,5
	0	4025	12,6	12,8	85,3
	1	2602	8,1	8,3	93,6
	2	851	2,7	2,7	96,3
	NP	1173	3,7	3,7	100,0
	Total	31471	98,3	100,0	
Missing	-99	535	1,7		
Total		32006	100,0		

Security					
		Frequency	Percent	Valid Percent	Cumulative Percent
Valid		13002	40,6	41,3	41,3
	0	4827	15,1	15,3	56,7
	1	9076	28,4	28,8	85,5
	2	3113	9,7	9,9	95,4
	-1	1098	3,4	3,5	98,9
	-2	355	1,1	1,1	100,0
	Total	31471	98,3	100,0	
	Missing	-99	535	1,7	
Total		32006	100,0		

GeneralCleanliness					
		Frequency	Percent	Valid Percent	Cumulative Percent
Valid		4426	13,8	14,1	14,1
	0	5956	18,6	18,9	33,0
	1	11409	35,6	36,3	69,2
	2	3637	11,4	11,6	80,8
	-1	4529	14,2	14,4	95,2
	-2	1514	4,7	4,8	100,0
	Total	31471	98,3	100,0	
Missing	-99	535	1,7		
Total		32006	100,0		

GeneralTidiness					
		Frequency	Percent	Valid Percent	Cumulative Percent
Valid		8207	25,6	26,1	26,1
	0	5869	18,3	18,6	44,7
	1	9584	29,9	30,5	75,2
	2	2667	8,3	8,5	83,7
	-1	3954	12,4	12,6	96,2
	-2	1190	3,7	3,8	100,0
	Total	31471	98,3	100,0	
Missing	-99	535	1,7		
Total		32006	100,0		

MailAndPostRoomServices					
		Frequency	Percent	Valid Percent	Cumulative Percent
Valid		13996	43,7	44,5	44,5
	-1	1107	3,5	3,5	48,0
	-2	265	,8	,8	48,8
	0	4036	12,6	12,8	61,7
	1	8328	26,0	26,5	88,1
	2	3542	11,1	11,3	99,4
	NP	197	,6	,6	100,0
	Total	31471	98,3	100,0	
Missing	-99	535	1,7		
Total		32006	100,0		

5.10 CHOICE FOR WORKING AT SPECIFIC WORK LOCATION

LocationPrimaryOffice					
		Frequency	Percent	Valid Percent	Cumulative Percent
Valid	0	171	,5	,5	,5
	1	31835	99,5	99,5	100,0
	Total	32006	100,0	100,0	

LocationOtherOffice					
		Frequency	Percent	Valid Percent	Cumulative Percent
Valid	0	18075	56,5	56,5	56,5
	1	13929	43,5	43,5	100,0
	Total	32004	100,0	100,0	
Missing	System	2	,0		
Total		32006	100,0		

LocationWorkingWhileTravelling					
		Frequency	Percent	Valid Percent	Cumulative Percent
Valid	0	24572	76,8	76,8	76,8
	1	7431	23,2	23,2	100,0
	Total	32003	100,0	100,0	
Missing	System	3	,0		
Total		32006	100,0		

LocationHome					
		Frequency	Percent	Valid Percent	Cumulative Percent
Valid	0	21529	67,3	67,3	67,3
	1	10474	32,7	32,7	100,0
	Total	32003	100,0	100,0	
Missing	System	3	,0		
Total		32006	100,0		

LocationElsewhere					
		Frequency	Percent	Valid Percent	Cumulative Percent
Valid	0	27610	86,3	86,3	86,3
	1	4393	13,7	13,7	100,0
	Total	32003	100,0	100,0	
Missing	System	3	,0		
Total		32006	100,0		

5.11 THE AMOUNT OF WORK LOCATIONS

SUMLocation					
		Frequency	Percent	Valid Percent	Cumulative Percent
Valid	1,00	11329	35,4	35,4	35,4
	2,00	10021	31,3	31,3	66,7
	3,00	6649	20,8	20,8	87,5
	4,00	3280	10,2	10,2	97,7
	5,00	724	2,3	2,3	100,0
	Total	32003	100,0	100,0	
Missing	System	3	,0		
Total		32006	100,0		

5.12 NATIONAL CULTURE FOR SPACE OPTIMIZATION

National culture for space optimization					
		Frequency	Percent	Valid Percent	Cumulative Percent
Valid	France	280	,9	,9	,9
	Germany, the Netherlands, Sweden, Great Britain	31726	99,1	99,1	100,0
	Total	32006	100,0	100,0	

5.13 AMOUNT OF ALTERNATIVE WORK LOCATIONS

SUMAlternativelocations					
		Frequency	Percent	Valid Percent	Cumulative Percent
Valid	,00	11252	35,2	35,2	35,2
	1,00	10051	31,4	31,4	66,6
	2,00	6658	20,8	20,8	87,4
	3,00	3309	10,3	10,3	97,7
	4,00	733	2,3	2,3	100,0
	Total	32003	100,0	100,0	
Missing	System	3	,0		
Total		32006	100,0		

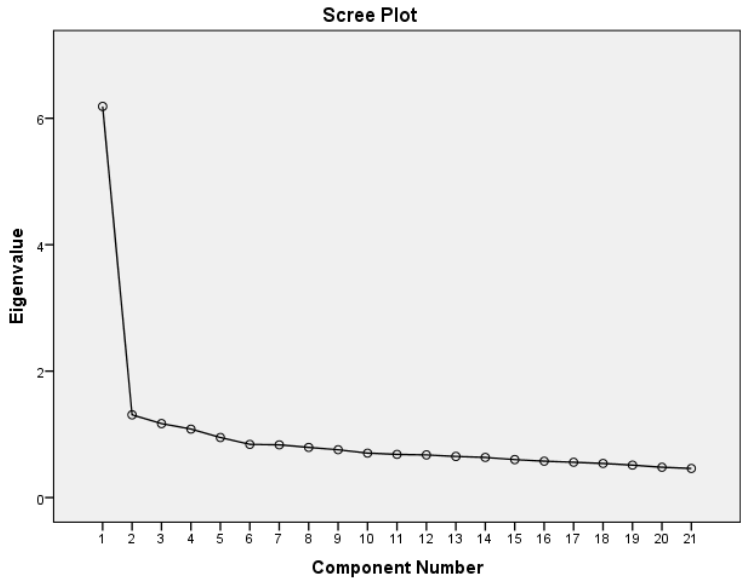
5.14 ALTERNATIVE WORK LOCATIONS AND CREATIVE COLLABORATION

National culture for alternative work locations and creative collaboration					
		Frequency	Percent	Valid Percent	Cumulative Percent
Valid	France, Germany, the Netherlands	1349	4,2	4,2	4,2
	Sweden and Great Britain	30657	95,8	95,8	100,0
	Total	32006	100,0	100,0	

Results

6.1 FACTORS OF IMPORTANCE OF WORKPLACE ACTIVITIES

Barlett's Test of Sphericity	$\chi^2=161147,634$; $p=.000$ $df = 210$ $p < 0.05$
-------------------------------------	--



Total Variance Explained						
Component	Initial Eigenvalues			Rotation Sums of Squared Loadings		
	Total	% of Variance	Cumulative %	Total	% of Variance	Cumulative %
1	6,188	29,466	29,466	3,188	15,182	15,182
2	1,309	6,231	35,698	2,523	12,013	27,194
3	1,170	5,570	41,268	2,351	11,197	38,391
4	1,083	5,159	46,427	1,688	8,037	46,427
5	,950	4,525	50,952			
6	,842	4,008	54,960			
7	,834	3,973	58,933			
8	,794	3,780	62,713			
9	,757	3,603	66,316			
10	,703	3,347	69,663			
11	,683	3,253	72,916			
12	,675	3,213	76,129			
13	,651	3,099	79,227			
14	,635	3,022	82,249			
15	,601	2,860	85,109			
16	,575	2,740	87,850			
17	,558	2,658	90,508			
18	,540	2,572	93,080			
19	,513	2,443	95,523			
20	,480	2,284	97,807			
21	,461	2,193	100,000			
Extraction Method: Principal Component Analysis.						

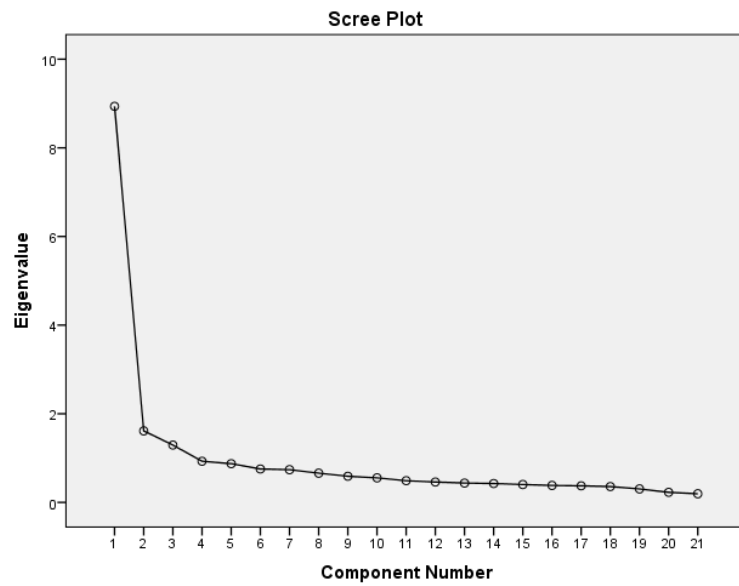
6.2 FACTORS OF SUPPORT OF WORKPLACE ACTIVITIES

Barlett's Test of Sphericity

$X^2=23536,591$; $p=.000$

$df = 210$

$p < 0.05$



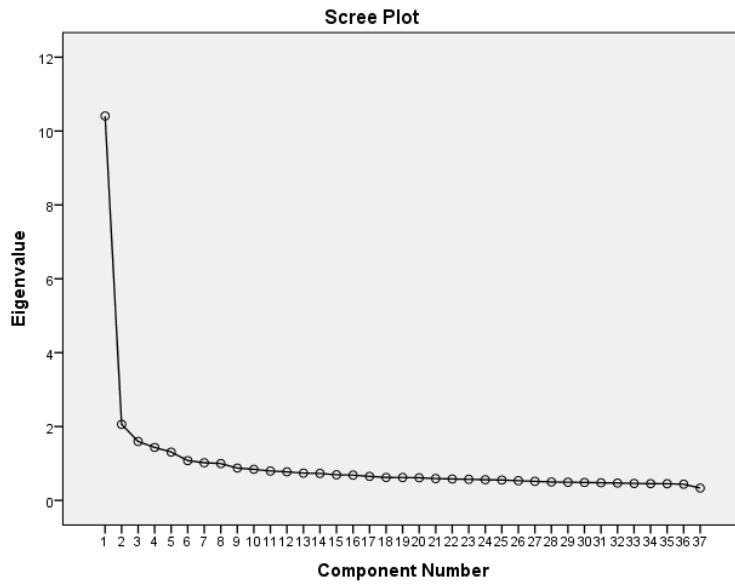
Total Variance Explained									
Component	Initial Eigenvalues			Extraction Sums of Squared Loadings			Rotation Sums of Squared Loadings		
	Total	% of Variance	Cumulative %	Total	% of Variance	Cumulative %	Total	% of Variance	Cumulative %
1	8,937	42,555	42,555	8,937	42,555	42,555	4,316	20,552	20,552
2	1,614	7,685	50,240	1,614	7,685	50,240	3,833	18,253	38,805
3	1,294	6,164	56,404	1,294	6,164	56,404	3,696	17,598	56,404
4	,929	4,424	60,828						
5	,874	4,164	64,992						
6	,753	3,588	68,580						
7	,738	3,515	72,095						
8	,660	3,140	75,236						
9	,590	2,811	78,046						
10	,554	2,638	80,684						
11	,489	2,330	83,015						
12	,460	2,189	85,204						
13	,437	2,081	87,285						
14	,426	2,028	89,312						
15	,404	1,923	91,235						
16	,383	1,824	93,059						
17	,374	1,779	94,838						
18	,358	1,703	96,541						
19	,304	1,448	97,988						
20	,228	1,084	99,073						
21	,195	,927	100,000						

Extraction Method: Principal Component Analysis.

6.3 FACTORS OF IMPORTANCE OF FEATURES AND FACILITIES IN DIFFERENT COUNTRIES

Barlett's Test of Sphericity

$\chi^2=370519,104$; $p=.000$
 $df = 666$
 $p < 0.05$



Total Variance Explained						
Component	Initial Eigenvalues			Rotation Sums of Squared Loadings		
	Total	% of Variance	Cumulative %	Total	% of Variance	Cumulative %
1	10,410	28,134	28,134	3,711	10,030	10,030
2	2,060	5,567	33,701	3,480	9,407	19,436
3	1,595	4,311	38,012	3,287	8,883	28,320
4	1,434	3,877	41,889	2,634	7,118	35,437
5	1,307	3,533	45,422	2,219	5,996	41,433
6	1,077	2,910	48,332	1,982	5,358	46,791
7	1,019	2,755	51,086	1,589	4,296	51,086
8	,997	2,696	53,782			
9	,875	2,365	56,147			
10	,842	2,275	58,423			
11	,796	2,151	60,574			
12	,773	2,089	62,663			
13	,738	1,996	64,658			
14	,730	1,973	66,632			
15	,693	1,873	68,504			
16	,685	1,852	70,356			
17	,651	1,760	72,117			
18	,621	1,678	73,795			
19	,620	1,675	75,470			
20	,613	1,656	77,126			
21	,591	1,598	78,724			
22	,580	1,568	80,292			
23	,569	1,539	81,831			
24	,559	1,511	83,342			
25	,551	1,489	84,831			
26	,533	1,440	86,271			
27	,517	1,398	87,669			
28	,500	1,350	89,019			
29	,493	1,332	90,351			
30	,486	1,312	91,664			
31	,477	1,289	92,953			
32	,469	1,268	94,221			
33	,459	1,241	95,462			
34	,454	1,228	96,691			
35	,451	1,219	97,910			
36	,439	1,188	99,098			
37	,334	,902	100,000			

Extraction Method: Principal Component Analysis.

6.4 THE IMPORTANCE OF ELEMENTS OF THE WORK ENVIRONMENT FOR IMPORTANT WORKPLACE ACTIVITIES IN DIFFERENT COUNTRIES

		Importance of work environment to workplace independent	Importance of building facilities	Importance of climate	Importance of personalization	Importance of meeting areas	Importance of office equipment	Importance of desk/chair
Individual focused work desk based		F=99,195	F=271,891	F=55,922	F=20,496	F=141,203	F=129,024	F=22,288
		Sig= ,000	Sig= ,000	Sig= ,000	Sig= ,000	Sig= ,000	Sig= ,000	Sig= ,000
		df = 4	df = 4	df = 4	df = 4	df = 4	df = 4	df = 4
Individual focused work away from your desk		F=40,600	F=51,107	F=15,595	F=12,777	F=11,371	F=43,126	F=3,284
		Sig= ,000	Sig= ,000	Sig= ,000	Sig= ,000	Sig= ,000	Sig= ,000	Sig= ,011
		df = 4	df = 4	df = 4	df = 4	df = 4	df = 4	df = 4
Individual routine tasks		F=52,278	F=95,951	F=29,238	F=3,540	F=56,135	F=56,895	F=7,483
		Sig= ,000	Sig= ,000	Sig= ,000	Sig= ,007	Sig= ,000	Sig= ,000	Sig= ,000
		df = 4	df = 4	df = 4	df = 4	df = 4	df = 4	df = 4
Reading		F=36,004	F=157,031	F=22,744	F= 5,533	F=74,268	F=87,360	F=12,374
		Sig= ,000	Sig= ,000	Sig= ,000	Sig= ,000	Sig= ,000	Sig= ,000	Sig= ,000
		df = 4	df = 4	df = 4	df = 4	df = 4	df = 4	df = 4
Collaborating on focused work		F=35,296	F=157,054	F=30,372	F=11,407	F=64,843	F=99,657	F=11,458
		Sig= ,000	Sig= ,000	Sig= ,000	Sig= ,000	Sig= ,000	Sig= ,000	Sig= ,000
		df = 4	df = 4	df = 4	df = 4	df = 4	df = 4	df = 4
Collaborating on creative work		F=16,378	F=191,315	F=13,300	F=24,234	F=47,898	F=61,955	F=5,407
		Sig= ,000	Sig= ,000	Sig= ,000	Sig= ,000	Sig= ,000	Sig= ,000	Sig= ,000
		df = 4	df = 4	df = 4	df = 4	df = 4	df = 4	df = 4
Informal/un-planned meetings		F=65,931	F=220,487	F=38,732	F=17,816	F=74,327	F=118,402	F=20,040
		Sig= ,000	Sig= ,000	Sig= ,000	Sig= ,000	Sig= ,000	Sig= ,000	Sig= ,000
		df = 4	df = 4	df = 4	df = 4	df = 4	df = 4	df = 4
Planned meetings		F=71,134	F=241,231	F=51,565	F=20,329	F=80,644	F=123,454	F=17,196
		Sig= ,000	Sig= ,000	Sig= ,000	Sig= ,000	Sig= ,000	Sig= ,000	Sig= ,000
		df = 4	df = 4	df = 4	df = 4	df = 4	df = 4	df = 4
Informal social interaction		F=22,820	F=168,793	F=32,328	F=18,273	F=47,859	F=70,977	F=17,819
		Sig= ,000	Sig= ,000	Sig= ,000	Sig= ,000	Sig= ,000	Sig= ,000	Sig= ,000
		df = 4	df = 4	df = 4	df = 4	df = 4	df = 4	df = 4
Business confidential		F=54,196	F=72,144	F=8,393	F=2,384	F=38,549	F=58,533	F=4,616
		Sig= ,000	Sig= ,000	Sig= ,000	Sig= ,049	Sig= ,000	Sig= ,000	Sig= ,001
		df = 4	df = 4	df = 4	df = 4	df = 4	df = 4	df = 4
Private conversations	Incl.	F=49,534	F=82,451	F=36,110	F=13,982	F=23,671	F=25,009	F=6,299
	German	Sig= ,000	Sig= ,000	Sig= ,000	Sig= ,000	Sig= ,000	Sig= ,000	Sig= ,000
	y	df = 4	df = 4	df = 4	df = 4	df = 4	df = 4	df = 4
	Excl.	F=65,012	F=109,844	F=48,133	F=18,288	F=31,352	F=33,334	F=7,865

	German	Sig= ,000	Sig= ,000	Sig= ,000	Sig= ,000	Sig= ,000	Sig= ,000	Sig= ,000
	y	df = 3	df = 3	df = 3	df = 3	df = 3	df = 3	df = 3
Telephone conversations		F=63,258	F=233,825	F=44,460	F=15,089	F=102,041	F=137,547	F=22,916
		Sig= ,000	Sig= ,000	Sig= ,000	Sig= ,000	Sig= ,000	Sig= ,000	Sig= ,000
		df = 4	df = 4	df = 4	df = 4	df = 4	df = 4	df = 4
Creative thinking		F=16,420	F=193,025	F=29,216	F=19,318	F=57,065	F=66,892	F=12,154
		Sig= ,000	Sig= ,000	Sig= ,000	Sig= ,000	Sig= ,000	Sig= ,000	Sig= ,000
		df = 4	df = 4	df = 4	df = 4	df = 4	df = 4	df = 4
Learning from others		F=16,686	F=176,950	F=26,775	F=7,701	F=52,677	F=69,104	F=14,301
		Sig= ,000	Sig= ,000	Sig= ,000	Sig= ,000	Sig= ,000	Sig= ,000	Sig= ,000
		df = 4	df = 4	df = 4	df = 4	df = 4	df = 4	df = 4
Audio conferences		F=15,295	F=138,420	F=19,021	F=25,176	F=64,561	F=64,627	F=7,825
		Sig= ,000	Sig= ,000	Sig= ,000	Sig= ,000	Sig= ,000	Sig= ,000	Sig= ,000
		df = 4	df = 4	df = 4	df = 4	df = 4	df = 4	df = 4
Spreading out papers or materials	Incl.	F=49,690	F=44,281	F=25,259	F=27,778	F=28,024	F=26,196	F=18,474
	German	Sig= ,000	Sig= ,000	Sig= ,000	Sig= ,000	Sig= ,000	Sig= ,000	Sig= ,000
	y	df = 4	df = 4	df = 4	df = 4	df = 4	df = 4	df = 4
	Excl.	F=62,515	F=58,308	F=33,626	F=36,295	F=37,285	F=34,764	F=24,187
	German	Sig= ,000	Sig= ,000	Sig= ,000	Sig= ,000	Sig= ,000	Sig= ,000	Sig= ,000
	y	df = 3	df = 3	df = 3	df = 3	df = 3	df = 3	df = 3
Using technical or specialist equipment or materials	Incl.	F=3,739	F=49,695	F=9,923	F=5,274	F=24,870	F=14,965	F=3,837
	German	Sig= ,005	Sig= ,000	Sig= ,000	Sig= ,000	Sig= ,000	Sig= ,000	Sig= ,004
	y	df = 4	df = 4	df = 4	df = 4	df = 4	df = 4	df = 4
	Excl.	F=2,437	F=65,203	F=13,213	F=7,015	F=33,126	F=19,801	F=4,894
	German	Sig= ,063	Sig= ,000	Sig= ,000	Sig= ,025	Sig= ,000	Sig= ,000	Sig= ,002
	y	df = 3	df = 3	df = 3	df = 3	df = 3	df = 3	df = 3
Relaxing/taking a break		F=28,162	F=192,696	F=48,563	F=15,706	F=70,448	F=49,285	F=14,350
		Sig= ,000	Sig= ,000	Sig= ,000	Sig= ,000	Sig= ,000	Sig= ,000	Sig= ,000
		df = 4	df = 4	df = 4	df = 4	df = 4	df = 4	df = 4
Larger group meetings or audiences	Incl.	F=3,395	F=48,468	F=6,746	F=2,780	F=13,230	F=14,782	F=4,165
	German	Sig= ,009	Sig= ,000	Sig= ,000	Sig= ,025	Sig= ,000	Sig= ,000	Sig= ,002
	y	df = 4	df = 4	df = 4	df = 4	df = 4	df = 4	df = 4
	Excl.	F=7,858	F=157,560	F=50,306	F=12,717	F=32,311	F=68,332	F=6,317
	German	Sig= ,000	Sig= ,000	Sig= ,000	Sig= ,000	Sig= ,000	Sig= ,000	Sig= ,000
	y	df = 3	df = 3	df = 3	df = 3	df = 3	df = 3	df = 3
Hosing visitors/clients/customers		F=23,449	F=116,947	F=18,030	F=10,951	F=16,638	F=54,202	F=7,218
		Sig= ,000	Sig= ,000	Sig= ,000	Sig= ,000	Sig= ,000	Sig= ,000	Sig= ,000
		df = 4	df = 4	df = 4	df = 4	df = 4	df = 4	df = 4
Video conferences		F=4,428	F=83,592	F=9,566	F=17,910	F=29,133	F=33,423	F=3,101
		Sig= ,001	Sig= ,000	Sig= ,000	Sig= ,000	Sig= ,000	Sig= ,000	Sig= ,015
		df = 4	df = 4	df = 4	df = 4	df = 4	df = 4	df = 4

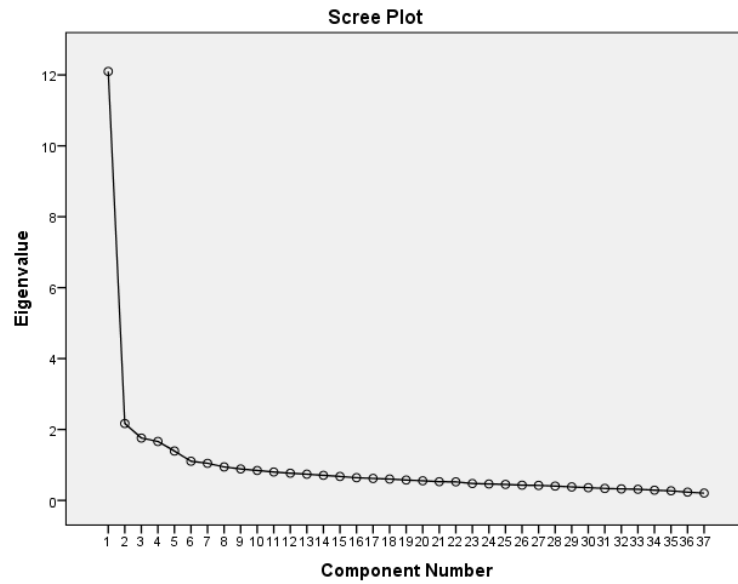
6.5 FACTORS OF SATISFACTION WITH FEATURES AND FACILITIES IN DIFFERENT COUNTRIES

Barlett's Test of Sphericity

$\chi^2=33135,290$; $p=.000$

df = 666

$p < 0.05$



Total Variance Explained									
Component	Initial Eigenvalues			Extraction Sums of Squared Loadings			Rotation Sums of Squared Loadings		
	Total	% of Variance	Cumulative %	Total	% of Variance	Cumulative %	Total	% of Variance	Cumulative %
1	12,097	32,695	32,695	12,097	32,695	32,695	3,900	10,540	10,540
2	2,170	5,864	38,559	2,170	5,864	38,559	3,645	9,853	20,392
3	1,759	4,755	43,314	1,759	4,755	43,314	3,465	9,366	29,758
4	1,663	4,494	47,808	1,663	4,494	47,808	3,376	9,123	38,882
5	1,393	3,766	51,574	1,393	3,766	51,574	2,811	7,598	46,480
6	1,104	2,984	54,558	1,104	2,984	54,558	2,270	6,135	52,615
7	1,046	2,827	57,385	1,046	2,827	57,385	1,765	4,769	57,385
8	,944	2,551	59,935						
9	,887	2,398	62,333						
10	,845	2,283	64,616						
11	,800	2,163	66,779						
12	,768	2,076	68,855						
13	,739	1,997	70,852						
14	,706	1,908	72,760						
15	,676	1,826	74,586						
16	,641	1,733	76,319						
17	,619	1,674	77,993						
18	,603	1,629	79,622						
19	,575	1,555	81,176						
20	,553	1,494	82,670						
21	,528	1,428	84,098						
22	,523	1,415	85,512						
23	,475	1,285	86,797						
24	,463	1,253	88,049						
25	,451	1,219	89,269						
26	,430	1,162	90,431						
27	,422	1,141	91,572						
28	,405	1,095	92,667						
29	,380	1,027	93,694						
30	,359	,970	94,664						
31	,337	,911	95,575						
32	,325	,878	96,453						
33	,314	,848	97,301						
34	,289	,781	98,082						
35	,270	,730	98,812						
36	,234	,632	99,444						
37	,206	,556	100,000						
Extraction Method: Principal Component Analysis.									