

The universal instability in optimised stellarators

Citation for published version (APA):

Costello, P., Proll, J. H. E., Plunk, G. G., Pueschel, M. J., & Alcusón, J. A. (2023). The universal instability in optimised stellarators. *Journal of Plasma Physics*, 89(4), Article 905890402.
<https://doi.org/10.1017/S0022377823000533>

DOI:

[10.1017/S0022377823000533](https://doi.org/10.1017/S0022377823000533)

Document status and date:

Published: 01/08/2023

Document Version:

Publisher's PDF, also known as Version of Record (includes final page, issue and volume numbers)

Please check the document version of this publication:

- A submitted manuscript is the version of the article upon submission and before peer-review. There can be important differences between the submitted version and the official published version of record. People interested in the research are advised to contact the author for the final version of the publication, or visit the DOI to the publisher's website.
- The final author version and the galley proof are versions of the publication after peer review.
- The final published version features the final layout of the paper including the volume, issue and page numbers.

[Link to publication](#)

General rights

Copyright and moral rights for the publications made accessible in the public portal are retained by the authors and/or other copyright owners and it is a condition of accessing publications that users recognise and abide by the legal requirements associated with these rights.

- Users may download and print one copy of any publication from the public portal for the purpose of private study or research.
- You may not further distribute the material or use it for any profit-making activity or commercial gain
- You may freely distribute the URL identifying the publication in the public portal.

If the publication is distributed under the terms of Article 25fa of the Dutch Copyright Act, indicated by the "Taverne" license above, please follow below link for the End User Agreement:

www.tue.nl/taverne

Take down policy

If you believe that this document breaches copyright please contact us at:

openaccess@tue.nl

providing details and we will investigate your claim.

The universal instability in optimised stellarators

P. Costello^{1,†}, J.H.E. Proll², G.G. Plunk¹, M.J. Pueschel^{2,3} and J.A. Alcusón⁴

¹Max-Planck-Institut für Plasmaphysik, Wendelsteinstraße 1, 17491 Greifswald, Germany

²Science and Technology of Nuclear Fusion, Department of Applied Physics, Eindhoven University of Technology, 5600 MB Eindhoven, The Netherlands

³Dutch Institute for Fundamental Energy Research, 5612 AJ Eindhoven, The Netherlands

⁴Laboratorio de Innovación de Plasmas, Department of Physics, University of Córdoba, 14071 Córdoba, Spain

(Received 30 March 2023; revised 26 May 2023; accepted 31 May 2023)

In tokamaks and neoclassically optimised stellarators, like Wendelstein 7-X (W7-X) and the Helically Symmetric Experiment, turbulent transport is expected to be the dominant transport mechanism. Among the electrostatic instabilities that drive turbulence, the trapped-electron mode (TEM) has been shown both analytically and in simulations to be absent over large ranges of parameter space in quasi-isodynamic stellarator configurations with the maximum- J property. It has been proposed that the reduction of the linear TEM growth rate in such configurations may lead to the passing-electron-driven universal instability, which is often subdominant to the TEM, becoming the fastest-growing instability over some range of parameter space. Here, we show through gyrokinetic simulations using the GENE code, that the universal instability is dominant in a variety of stellarator geometries over a range of parameter space typically occupied by the TEM, but most consequentially in devices which possess beneficial TEM stability properties like W7-X, which locally satisfies the maximum- J property for deeply trapped particles in the regions of worst curvature. We find that the universal instability exists at long perpendicular wavelengths and, as a result, dominates the potential fluctuation amplitude in nonlinear simulations. In W7-X, universal modes are found to differ in parallel mode structure from trapped-particle modes, which may impact turbulence localisation in experiments.

Key words: plasma instabilities, plasma simulation, fusion plasma

1. Introduction

The Wendelstein 7-X (W7-X) optimised stellarator (Beidler *et al.* 1990) has helped give rise to a renaissance of the stellarator fusion concept. The optimisation of the magnetic geometry of W7-X to reduce neoclassical transport via quasi-isodynamicity

† Email address for correspondence: paul.costello@ipp.mpg.de

has yielded performance comparable to that of a similar tokamak (Dinklage *et al.* 2018). This optimisation has led to turbulent transport becoming the predominant cause of unwanted heat and particle losses. Turbulent transport arises as a consequence of the inevitable temperature and density gradients in fusion plasmas, which give rise to the micro-instabilities that cause turbulence, leading to the transport of heat and particles out of the confinement region of the device.

Recent studies have shown that the geometry of stellarator configurations can have a substantial impact on the stability properties of density-gradient-driven micro-instabilities (Alcusón *et al.* 2020). Maximum- J configurations like W7-X¹, where the value of the second adiabatic invariant J of trapped particle orbits decreases radially in the plasma, display beneficial attributes (Proll *et al.* 2012). First, it has been shown, both analytically and through numerical simulation by Helander, Proll & Plunk (2013) and Proll, Xanthopoulos & Helander (2013) that the trapped-electron mode (TEM), which is the dominant cause of density-gradient-driven turbulence in tokamaks, is stabilised by the maximum- J property, even if it is only satisfied locally for deeply trapped particles, as is the case in certain configurations of W7-X. In the absence of standard TEMs, the ion-driven trapped-electron mode (iTEM) has been shown to exist (Proll *et al.* 2013; Plunk, Connor & Helander 2017a). Finally, it has been anticipated by Helander & Plunk (2015) that a further consequence of TEM stability in locally maximum- J stellarators is the appearance of the universal instability. This instability mechanism differs from the TEM in that it is driven by wave-particle interactions involving passing electrons and does not rely on particle trapping to be unstable. Once thought to be common to all magnetic confinement devices, the universal instability is often overshadowed by TEMs in practice and, for a time, was thought to be completely stabilised in the presence of finite magnetic shear in slab geometry (Ross & Mahajan 1978). However, recent gyrokinetic investigations have shown that it exists in sheared-slab geometry both linearly and nonlinearly (Landreman, Antonsen & Dorland 2015a; Landreman, Plunk & Dorland 2015b), and a direct analogue of the slab instability mechanism may exist in toroidal geometry and may make a meaningful contribution to the growth of instabilities, provided that trapped-particle-driven modes are sufficiently weak (Helander & Plunk 2015). It has also been demonstrated that a toroidally driven universal mode exists, which relies on toroidal effects like curvature and gradients in magnetic field strength (Cheng & Chen 1980). This mode has been shown to be unstable in gyrokinetic simulations in tokamak geometry when examined in isolation, but becomes overshadowed by TEM drive when trapped particles are introduced (Chowdhury *et al.* 2010). The universal instability is yet to be observed in numerical simulations in stellarators, but it is speculated by Helander & Plunk (2015) that it may appear in stellarator configurations which locally satisfy the maximum- J property due to the enhanced TEM stability.

Here, we investigate the universal instability in density-gradient-driven turbulence in stellarators using gyrokinetic simulations. Linear simulations are used to examine the types of instabilities that exist in a variety of stellarator geometries, with a particular focus on W7-X. Nonlinear simulations are used to identify which of the linear instabilities are most representative of the features of saturated, density-gradient-driven turbulence.

¹Although W7-X is not maximum- J for all particle orbits at zero plasma pressure (Velasco *et al.* 2021), deeply trapped electrons, in the regions of worst curvature, in the high-mirror configuration of W7-X do satisfy the maximum- J property (Alcusón *et al.* 2020).

1.1. Stellarator configurations considered

The stellarator configurations selected for this investigation are the high-mirror configuration of W7-X, the negative-mirror configuration of W7-X and the Helically Symmetric eXperiment (HSX) (Anderson *et al.* 1995). The high-mirror configuration of W7-X has been chosen as the focus of this investigation because it is an approximately quasi-isodynamic and locally maximum- J configuration. The stability properties of TEMs and iTEMs in linear simulations of the high-mirror configuration of W7-X have been well documented in previous studies (Proll *et al.* 2013; Alcusón *et al.* 2020). The negative-mirror configuration of W7-X is distinctly non-maximum- J in the regions of worst curvature for deeply trapped particles, providing an opportunity to observe how moving far from a maximum- J configuration affects linear instabilities. HSX is selected as it achieves its lower neoclassical transport by different means than W7-X's quasi-isodynamicity, namely through quasi-helical symmetry, in which the magnetic field strength exhibits a helical symmetry in the toroidal and poloidal Boozer angles on each flux surface (Boozer 1995). This, however, grants none of the properties beneficial to TEM stability possessed by locally maximum- J configurations. Interestingly, it has been found that HSX performs well in nonlinear simulations of turbulent transport, despite the less favourable stability properties (McKinney *et al.* 2019; Proll *et al.* 2022).

Because the magnetic shear $\hat{s} = -r\iota'(r)/\iota(r)$, where r is the minor radial coordinate and ι is the rotational transform, influences the stability of universal modes, it is noteworthy that all geometries considered in this study are low-shear configurations with $\hat{s}_{\text{HM}} = -0.1286351$ in W7-X high-mirror configuration, $\hat{s}_{\text{NM}} = -0.1406220$ in W7-X negative-mirror configuration and $\hat{s}_{\text{HSX}} = -0.0449432$ in HSX. All our simulations here, performed at a normalised density gradient value of $a/L_n = 3$, where a is the minor radius of the device, are above the slab-mode instability limit of $L_s/L_n \approx 17$ established by Landreman *et al.* (2015a) and Helander & Plunk (2015), where L_s is the shear scale length given by $L_s = R/(\iota\hat{s})$, where R is the major radius and $L_n = d \ln(n)/dr$ is the density gradient scale length. Specifically at $a/L_n = 3$, we have $(L_s/L_n)_{\text{HM},3} \approx 270$ in the high-mirror configuration of W7-X, $(L_s/L_n)_{\text{NM},3} \approx 260$ in the negative mirror configuration and $(L_s/L_n)_{\text{HSX},3} \approx 610$ in HSX. Thus, it is possible that instabilities analogous to the universal slab modes may be observed in these configurations.

2. Theory

We will now briefly describe the theoretical background of the micro-instabilities of interest, namely the universal instability and the trapped-electron mode, in toroidal geometry. Here, we recount some of the key points of the theory of universal modes in general geometry shown by Helander & Plunk (2015). In their work, both electrons and ions are treated kinetically. The distribution function of each species a is assumed to be of the form $f_a = f_{a0}(1 + e_a\phi/T_a) + g_a$, where f_{a0} is a Maxwellian background distribution, $e_a\phi/T_a$ is the adiabatic response to the potential ϕ for a species a with charge e_a and temperature T_a , and g_a is a non-adiabatic perturbation of the distribution. In the electrostatic collisionless case, g_a is governed by the gyrokinetic equation,

$$iv_{\parallel}\nabla_{\parallel}g_a + (\omega - \omega_{da})g_a = \frac{e_a\phi}{T_a}J_0(\omega - \omega_{*a}^T)f_{a0}, \quad (2.1)$$

where the argument of the Bessel function is $J_0(k_{\perp}v_{\perp}/\Omega_a)$ with the gyrofrequency $\Omega_a = e_aB/m_a$ with $B = |\mathbf{B}|$ and m_a being the mass of species a . The drift frequency is given by $\omega_{da} = \mathbf{v}_{da} \cdot \mathbf{k}_{\perp}$ with the drift velocity of a particle in a magnetic field \mathbf{v}_{da} and the

energy-dependent diamagnetic frequency,

$$\omega_{*a}^T = \omega_{*a} [1 + \eta_a (x^2 - \frac{3}{2})], \tag{2.2}$$

where ω_{*a} is the diamagnetic frequency, $\omega_{*a} = (T_a/n_a e_a B^2)(\mathbf{k}_\perp \times \mathbf{B}) \cdot \nabla n_a$, while $\eta_a = d \ln T_a / d \ln n_a$ is the ratio between the normalised temperature and density gradients of each species, and $x^2 = m_a v^2 / (2T_a)$.

To describe an arbitrary stellarator configuration, we use the Clebsch representation of the magnetic field $\mathbf{B} = \nabla \psi \times \nabla \alpha$, where ψ is the toroidal magnetic flux, and the Clebsch angle $\alpha = \theta - \iota \varphi$ is constructed from the poloidal and toroidal angles θ and φ , respectively, and the rotational transform ι . This gives a perpendicular wavenumber of the form $\mathbf{k}_\perp = k_\psi \nabla \psi + k_\alpha \nabla \alpha$. The drift velocity of a particle in a non-homogeneous field is given by

$$\mathbf{v}_{da} = \frac{\mathbf{b}}{\Omega_a} \times \left(\frac{v_\perp^2}{2} \nabla_\parallel \ln B + v_\parallel^2 \boldsymbol{\kappa} \right), \tag{2.3}$$

where $\mathbf{b} = \mathbf{B}/B$ and $\boldsymbol{\kappa} = \mathbf{b} \cdot \nabla \mathbf{b}$, the curvature of the magnetic field lines.

This system of equations is then closed by the quasi-neutrality condition

$$\sum_a \frac{n_a e_a^2}{T_a} \phi = \sum_a e_a \int g_a J_0 d^3 v, \tag{2.4}$$

where n_a is the species density (from here, we assume $n_e = n_a \equiv n$). Considering the non-adiabatic ion distribution g_i in the limit of slow parallel ion motion ($i v_\parallel \nabla_\parallel g_i \approx 0$), and neglecting the ion drift frequency ω_{di} , the gyrokinetic equation, (2.1), gives

$$g_i = \frac{e\phi}{T_i} J_0 \left(1 - \frac{\omega_{*i}^T}{\omega} \right) f_{a0}. \tag{2.5}$$

Inserting this into (2.4) yields

$$\left[1 + \frac{T_e}{T_i} (1 - \Gamma_0) - \frac{\omega_{*e}}{\omega} (\Gamma_0 - \eta_i b (\Gamma_0 - \Gamma_1)) \right] \phi + \frac{T_e}{ne} \int g_e d^3 v = 0. \tag{2.6}$$

Here, the Γ_n functions are modified Bessel functions $\Gamma_n = I_n(b) e^{-b}$ with the argument $b = k_\perp^2 \rho_i^2$, where ρ_i is the ion Larmor radius. Multiplying (2.6) by ϕ^* and integrating along a field line via $\int dl/B$, where in ballooning space the field line extends infinitely in l , gives

$$\int_{-\infty}^{\infty} \left[1 + \frac{T_e}{T_i} (1 - \Gamma_0) - \frac{\omega_{*e}}{\omega} (\Gamma_0 - \eta_i b (\Gamma_0 - \Gamma_1)) \right] |\phi|^2 \frac{dl}{B} \tag{2.7}$$

$$+ \frac{T_e}{ne} \int_{-\infty}^{\infty} \phi^* \frac{dl}{B} \int g_e d^3 v = 0. \tag{2.8}$$

Expanding the frequency $\omega = \omega_r + i\gamma$, the imaginary component of $1/\omega$ becomes $-\gamma/(\omega_r^2 + \gamma^2)$ allowing us to separate the imaginary part of (2.8), giving

$$\frac{\gamma \omega_{*e}}{\omega_r^2 + \gamma^2} \int_{-\infty}^{\infty} [\Gamma_0 - \eta_i b (\Gamma_0 - \Gamma_1)] |\phi|^2 \frac{dl}{B} = \frac{T_e}{ne^2} Q_e(\omega), \tag{2.9}$$

with

$$Q_e(\omega) = -e \operatorname{Im} \int_{-\infty}^{\infty} \phi^* \frac{dl}{B} \int g_e d^3v. \quad (2.10)$$

The sign of γ is thus determined by $Q_e(\omega)$ with instability ($\gamma > 0$) occurring when $Q_e(\omega)/\omega_{*e} > 0$. The integral in velocity space of g_e can be decomposed into separate integrals over the particles in the trapped region of velocity space and the passing region. This allows the contribution of trapped (index t) particles and passing (index p) particles to the growth rate γ to be isolated by writing

$$Q_e(\omega) = Q_{ep}(\omega) + Q_{et}(\omega). \quad (2.11)$$

The procedure for this separation is outlined by Proll *et al.* (2012) and Connor, Hastie & Taylor (1980). For brevity, we do not fully reproduce the expressions for $Q_{ep}(\omega)$ and $Q_{et}(\omega)$ but quote the result from Helander & Plunk (2015). The passing-particle contribution to the energy transfer is

$$\frac{Q_{ep}(\omega)}{\omega_{*e}} = \frac{ne^2}{2\sqrt{\pi}v_{Te}T_e} \left(1 - \frac{\eta_e}{2} - \frac{\omega}{\omega_{*e}}\right) \int_0^{1/B_{\max}} |\psi_{\cos}|^2 d\lambda, \quad (2.12)$$

where $\lambda = v_{\perp}^2/(v^2B)$,

$$\psi_{\cos} = \int_{-\infty}^{\infty} \cos(M(t, 0, l)) \frac{\phi(l) dl}{\sqrt{1 - \lambda B}} \quad (2.13)$$

and

$$M(\omega, a, b) = \int_a^b (\omega - \omega_{de}) \frac{dl'}{v_{\parallel}}. \quad (2.14)$$

We see that, in the absence of a temperature gradient ($\eta_e = 0$), any mode with a real frequency $\omega/\omega_{*e} < 1$ may be driven unstable by the passing electrons. In most situations, $Q_{et}(\omega)$ ((10) in Helander & Plunk 2015) is much larger than $Q_{ep}(\omega)$, thus dominating in contribution to γ , resulting in a classical TEM, which is why passing-particle-driven universal instability modes of this nature are seldom observed. However, stellarator optimisation for the maximum- J property has led to substantial reduction in TEM drive in geometries like W7-X, with the potential to further reduce TEM drive through schemes using proxies for TEM instability (Proll *et al.* 2015; Gerard *et al.* 2023).

In these TEM stable geometries, it is possible that $Q_{ep}(\omega)$ may become a relevant source of instability. Note that here, because we have neglected the role of the ion drift frequency ω_{di} , the iTEM is absent from this analysis, but in fact, it has been observed that in devices which locally satisfy the maximum- J property, and thus have beneficial TEM stability properties, it is the iTEM which typically takes the place of the TEM in gyrokinetic simulations (Proll *et al.* 2013). By neglecting ω_{di} , we also remove the mechanism required for the toroidal universal instability of Cheng & Chen (1980). We will later demonstrate, using numerical experiments in which we artificially remove ω_{de} and ω_{di} from our simulations, that the role of toroidal drifts is negligible, ruling out the toroidal universal instability as a candidate for the passing-electron-driven modes observed in our simulations.

3. Gyrokinetic simulations and diagnostics

The numerical simulations in this study were performed with GENE (Jenko *et al.* 2000, see [genecode.org](https://www.genecode.org) for information). GENE is a continuum code that solves the

linear or nonlinear gyrokinetic Vlasov–Maxwell system self-consistently. The numerical simulations in this study were carried out in flux-tube geometry, computed from the VMEC equilibrium of each stellarator by the geometry interface tool GIST (Xanthopoulos *et al.* 2009). The flux-tube domain is discretised in the parallel coordinate z , and Fourier transforms are taken in the radial x direction and the binormal y direction, which correspond to the ψ and α coordinates from the Clebsch representation, respectively. Linear simulations were carried out as scans over the normalised binormal wavenumber $k_y \rho_s$, where $\rho_s = \sqrt{(T_e/m_i)}/\Omega_i$ is the ion sound gyroradius, for a fixed density gradient at zero temperature gradient. The resolution parameters for each linear simulation at each k_y in the high-mirror configuration of W7-X are $N_{kx} \times N_z \times N_{v_{\parallel}} \times N_{\mu} = 63 \times 96 \times 48 \times 12$, where N_{kx} is the number of radial Fourier modes, N_z is the number of points in z , and $N_{v_{\parallel}}$ and N_{μ} are the number of grid points in velocity space in the parallel velocity v_{\parallel} and magnetic moment μ , respectively. In the negative-mirror configuration, $N_z = 128$ was used, with the other values remaining the same, and in HSX, it has been shown that four poloidal turns are required to capture certain damping effects (Faber *et al.* 2018), so a corresponding extended flux tube with $N_z = 512$ was used. The criterion for numerical convergence used here is that eigenvalues change by less than 10 % upon doubling of any given resolution. The simulations were carried out with a realistic hydrogen mass ratio $m_e/m_i = 0.00054$ with kinetically treated electrons and ions. All simulations were carried out in the electrostatic, vacuum-magnetic-field limit with $\beta = 0$.

In all stellarator geometries considered in this study, the so-called bean flux tube, with $\alpha = 0$, was selected as the simulation domain. This flux-tube crosses through the bean-shaped cross-section of each device at the outboard midplane, and has previously been found to be the most unstable flux-tube for iTEMs in W7-X (Proll *et al.* 2013) and TEMs in HSX (Faber *et al.* 2015). Each flux tube selected is located at the radial position denoted in normalised flux coordinates as $\psi/\psi_0 = 0.5$, which corresponds to $r/a \approx 0.71$ in terms of the minor radius a of each device. The boundary conditions for the flux-tube domain are the standard twist-and-shift described by Beer, Cowley & Hammett (1995).

In the analysis of the linear simulations, the electrostatic energy transfer diagnostic (Bañón Navarro *et al.* 2011) and the trapped-passing diagnostic were used. The energy transfer diagnostic allows for the computation of the rate of energy transfer between each species and the electrostatic potential of the instability ϕ . The trapped-passing diagnostic allows for analysis of the interaction between particles, which have trapped orbits in the magnetic geometry or are freely passing, and ϕ . (Because the specification of a trapped-passing boundary in velocity space is non-trivial in a stellarator, here we use only a single trapping level, with the knowledge that this will not perfectly separate both populations, but should be sufficient to distinguish the unique signature of each mode.) To further analyse the underlying mechanisms of linear modes, we also conduct experiments by manually editing the GIST files and noting the impact this has on the observed modes. Notably, the resulting flux tubes are not self-consistent. In this manner, we construct configurations with a constant magnetic field strength in the parallel direction $B = B_{\text{ref}}$, such that $\partial B/\partial z = 0$, which we refer to as ‘homogeneous- B ’ geometry, and configurations with $\mathcal{K}_1 = \mathcal{K}_2 = 0$ and $B = B_{\text{ref}}$, which we refer to as ‘slab-like’ geometry, where the $\mathcal{K}_{1,2}$ are the normal and binormal curvature components in GIST, respectively (Xanthopoulos *et al.* 2009). In the limit of zero β , these are given by $\mathcal{K}_1 = \mathbf{b} \times \boldsymbol{\kappa} \cdot \nabla x$ and $\mathcal{K}_2 = \mathbf{b} \times \boldsymbol{\kappa} \cdot \nabla y$, where $\boldsymbol{\kappa}$ is the curvature vector and all quantities are normalised appropriately in GIST. These tests serve two main purposes: first, the homogeneous- B geometry is used to separate TEMs from universal modes, due to the fact that setting $\partial B/\partial z = 0$ prevents any particle trapping and trapped particle instabilities, such that modes that persist must be passing-particle-driven modes; second, the slab-like geometry

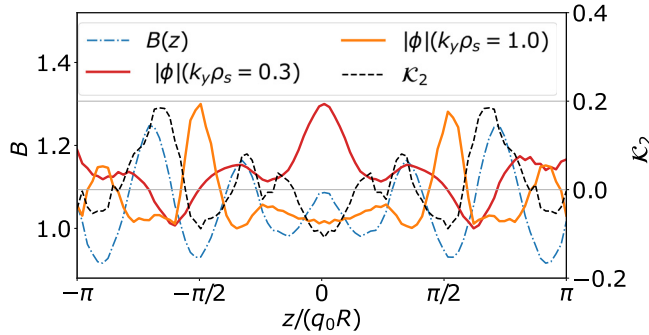


FIGURE 1. Parallel structure of electrostatic potential $|\phi|$ linear eigenmodes in the high-mirror configuration of W7-X. Shown is a mode from the iTEM branch ($k_y \rho_s = 1$) and the $k_y \rho_s = 0.3$ mode with broad mode structure alongside the magnetic field strength $B(z)$ (blue dot-dashed line) and \mathcal{K}_2 (black dashed line). The iTEM has the expected feature of peaking in the regions where the minima in $B(z)$ and $\mathcal{K}_2 < 0$ overlap.

then establishes the reliance of the remaining passing-particle modes on the curvature of magnetic field lines, which determines if the remaining modes are more akin to the slab modes of Landreman *et al.* (2015a) or the toroidal modes of Chowdhury *et al.* (2010). We note that setting $\partial B/\partial z = 0$ in GIST has an impact on the curvature operators implemented in GENE, but this is not of consequence for our purposes of differentiating universal modes from TEMs.

4. The universal instability in stellarators

Linear simulations were performed in each geometry at a normalised density gradient value of $a/L_n = 3$, in the absence of any temperature gradient ($a/L_{Ti} = 0$, $a/L_{Te} = 0$).

4.1. W7-X high-mirror configuration

Performing linear simulations in the high-mirror configuration of W7-X, for $k_y \rho_s \geq 0.5$, trapped-particle modes are observed. This is indicated by the mode structure, which peaks only in the regions of alignment of bad curvature (indicated by regions of $\mathcal{K}_2 < 0$, where the electron diamagnetic drift and the binormal curvature drift are in the same direction) and minima in magnetic field strength $B(z)$ (see figure 1), and by the linear cross-phases shown in figure 2(b), which display a large phase-shift between the trapped-electron population density n_{trap} and the electrostatic potential ϕ for $k_y \rho_s \geq 0.5$. From the real frequencies ω shown in figure 2(a), the majority of modes in this region have been identified as iTEMs, with $\omega > 0$ indicating drift in the ion-diamagnetic direction. This is supported by the energy diagnostic, which confirms that the real frequency ω of the mode is positive where ions are the primary driving species and negative where electrons dominate the mode drive. The two lowest $k_y \rho_s$ modes simulated are classical electron-driven TEMs. The linear growth rate γ peaks in the iTEM range at $k_y \rho_s = 1.3$.

In the range $0.15 \leq k_y \rho_s \leq 0.4$, a substantially different type of mode is found, which is driven by electrons and stabilised by ions. These low- k_y modes are characterised by a broad, centrally peaked parallel mode structure. Comparing modes of this type to trapped-particle modes in the high-mirror configuration in figure 1, we see the modes differ, with the low- k_y modes exhibiting a peak in the $\mathcal{K}_2 < 0$ region at $z = 0$, despite the maximum in $B(z)$. This is in contrast to the anticipated minima in the trapped-particle mode amplitude.

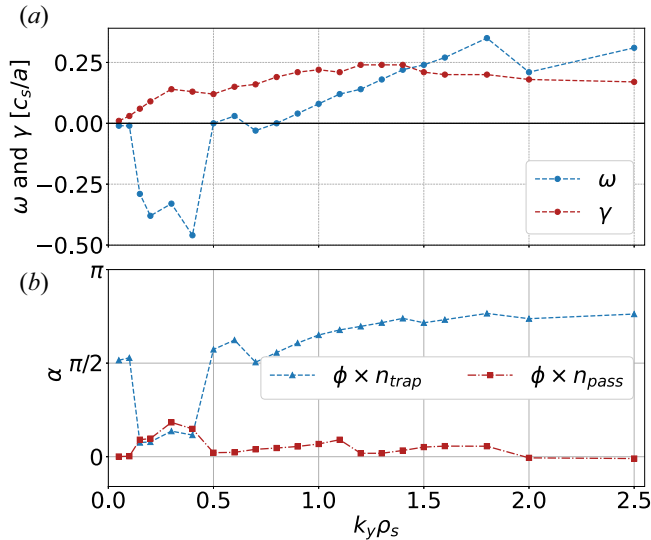


FIGURE 2. Results from linear simulations in W7-X high-mirror configuration. (a) Real frequencies ω and growth rates γ at each k_y are shown, and (b) cross-phase α between the electrostatic potential ϕ and the trapped and passing electron density perturbations, respectively, are shown. Modes in the range $0.15 \leq k_y \rho_s \leq 0.4$ lie on a distinct frequency branch in the electron diamagnetic direction ($\omega < 0$), and exhibit a unique signature in α .

By examining the mode frequency and growth rate in figure 2(a), we find that these modes again differ from trapped-particle modes. At these $k_y \rho_s$ values, ω lies on a distinct frequency branch with drift in the electron diamagnetic direction ($\omega < 0$). These modes also exhibit a peak in growth rate at $k_y \rho_s = 0.3$. Additionally, we find that these low- k_y modes peak at a finite radial wavenumber $k_x \rho_s \neq 0$.

The linear cross-phases (see figure 2b) of these modes show further distinction from the TEM and iTEM. For these modes, the n_{trap} and (passing electron) n_{pass} populations are both almost in phase with the potential, displaying only a small phase shift for both populations, with n_{pass} being slightly less in phase. We note that the passing electrons are in phase with the potential at the iTEM scales.

To classify the modes identified in the range $0.15 \leq k_y \rho_s \leq 0.4$, we perform a numerical experiment. We repeat the simulations at the same parameters in W7-X high-mirror homogeneous- B and slab-like geometries. In the homogeneous- B simulations, the modes identified in the unmodified high-mirror configuration in the range $0.15 \leq k_y \rho_s \leq 0.4$ persist, despite the absence of any trapped-particle drive, allowing them to be identified as universal instabilities. In this modified geometry, the universal modes show little change in frequency or mode structure (see figures 3 and 4), with the mode structure, shown in figure 3, continuing to peak in the regions of $\mathcal{K}_2 < 0$. In this modified configuration, these modes also exist over a wider range of $k_y \rho_s$ values $0.1 \leq k_y \rho_s \leq 1$. The growth rates in this geometry align well with the unmodified high-mirror configuration growth rates at $k_y \rho_s \leq 0.3$ but begin to deviate at larger k_y .

In the homogeneous- B simulations, as k_y increases above $k_y \rho_s > 1$, the universal modes become strongly localised at $z = 0$ and seem to lie on a branch distinct from that of the broader-mode-structure universal modes found at $k_y \rho_s \leq 1$. We note that the removal of trapped electrons in W7-X increases the growth rate of universal modes in the range $0.3 \leq k_y \rho_s \leq 0.7$, which encapsulates some of the k_y values at which these modes are observed

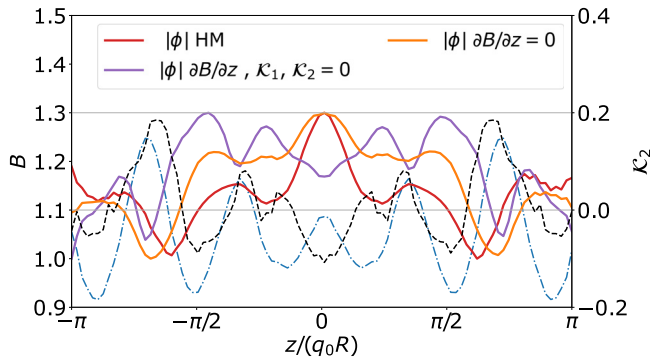


FIGURE 3. Comparison of linear $|\phi|$ eigenmodes in W7-X high-mirror configuration and in homogeneous- B and slab-like W7-X high-mirror geometry. A universal mode in W7-X high-mirror geometry at $k_y \rho_s = 0.3$ is shown alongside a mode of the same k_y in the modified geometries, with the unmodified high-mirror $B(z)$ (dot-dashed blue) and κ_2 (dashed black).

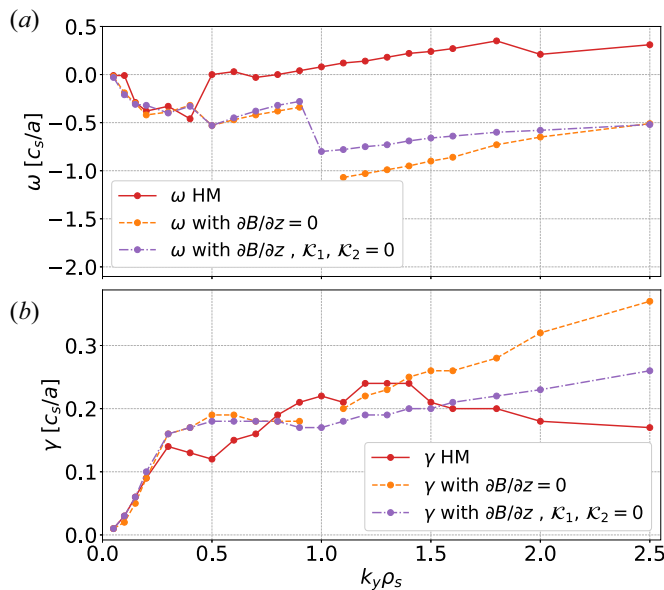


FIGURE 4. Comparison of results of linear simulations in W7-X high-mirror configuration and in homogeneous- B and slab-like W7-X high-mirror geometry. (a) Real frequencies ω in each geometry and (b) growth rates γ . In panel (a), the low- k_y universal mode frequency branch can be seen to persist despite the removal of trapped electrons and curvature, and in panel (b), the growth rates of these modes are found to increase, likely due to the removal of non-resonant trapped electrons from the system.

in the unmodified geometry, suggesting that the trapped-electron population in a locally maximum- J device has a stabilising effect on these modes.

To determine the effect of magnetic curvature on these instabilities, we repeat the $B(z) = \text{const.}$ simulations in the modified slab-like W7-X high-mirror geometry (also shown in figures 3 and 4). We observe in figure 4 that the frequencies and growth rates of the universal modes which are found for $0.15 \leq k_y \rho_s \leq 0.4$ in the unmodified

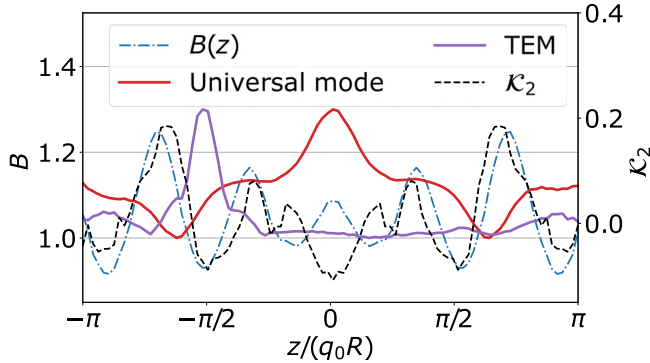


FIGURE 5. Parallel mode structures of $|\phi|$ from eigenvalue simulations indicate the presence of dominant universal modes and subdominant TEMs at the same scale, ($k_y\rho_s = 0.2$), shown here alongside $B(z)$ (dot-dashed blue) and \mathcal{K}_2 (dashed black).

high-mirror geometry are largely unaffected by magnetic curvature. This rules out the toroidal universal instability of Cheng & Chen (1980). The localisation of the mode structure ϕ along the field line is changed slightly, but otherwise, the instability appears unchanged. If these modes were of similar nature to the toroidal modes of Chowdhury *et al.* (2010), we would expect a large reduction in the growth rates of these modes with the removal of curvature. For the highly localised modes at $k_y\rho_s > 1$, the removal of the curvature terms \mathcal{K}_1 and \mathcal{K}_2 results in a more significant decrease in growth rate and real frequency, which could indicate that the $k_y\rho_s > 1$ modes are more toroidal in nature.

Thus, from these results, we can conclude that in the high-mirror configuration of W7-X, the reduction of the TEM drive Q_{et} , due to the maximum- J nature of the most deeply trapped electrons in the region of worst curvature at $z = 0$, allows modes primarily driven by the passing electrons (as described by the term Q_{ep} in (2.12)) to become the fastest-growing instabilities over a range of k_y . However, as evidenced by our numerical experiments, the stabilising nature of trapped electrons in W7-X also seems to reduce the overall growth rate of these universal modes.

Figure 5 shows results from GENE's eigenvalue solver, from which we find that unstable classical electron-driven TEMs exist at the same k_y scales at which universal modes dominate. At $k_y\rho_s = 0.2$, (the mode shown in figure 5) the universal mode has a growth rate of $\gamma = 0.086$ with a frequency of $\omega = -0.3853$ and the TEM growth rate is $\gamma = 0.051$ with $\omega = -0.0114$. Thus, TEMs have been sufficiently stabilised by the local maximum- J property, satisfied for the deeply trapped electrons in the region of worst curvature, so that they become subdominant to the universal modes in the high-mirror configuration of W7-X.

4.2. W7-X negative-mirror configuration

The linear simulations in W7-X negative-mirror configuration show the large impact that the lack of quasi-isodynamicity and maximum- J property have on trapped-particle instabilities. In figure 7, at the majority of $k_y\rho_s$ values, we observe classical electron-driven TEMs with $\omega < 0$ and much higher growth rates than the iTEMs which appear in the high-mirror configuration (see figure 7a). These TEMs also have the characteristic large cross-phase of $\alpha \approx \pi/2$ between the electron density n_{trap} and ϕ .

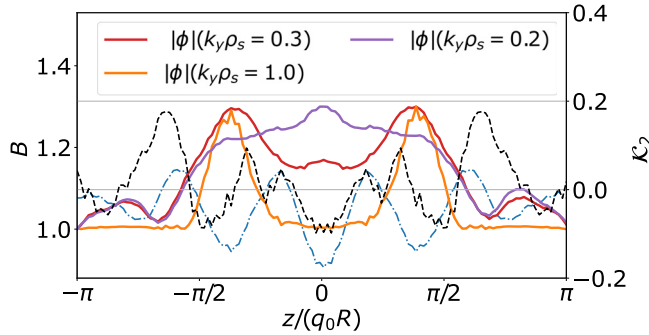


FIGURE 6. Parallel structures of three successive k_y modes in W7-X negative-mirror configuration, a universal instability mode at $k_y\rho_s = 0.2$ (magenta), a universal-TEM hybrid mode at $k_y\rho_s = 0.3$ (red), and a TEM at $k_y\rho_s = 1$ (orange) alongside $B(z)$ (dot-dashed blue) and \mathcal{K}_2 (dashed black).

In contrast to the high-mirror configuration, due to the dominance of TEMs at most k_y values, we observe only two modes that fit the description of the universal instability identified above. One such mode appears at $k_y\rho_s = 0.2$, where the mode structure is broad and centrally peaked, as in the high-mirror configuration. The other mode which may be of this type, at $k_y\rho_s = 0.3$ however, peaks at $z \approx \pi/2$, like the TEMs which immediately follow. Thus, it is likely that this mode has substantial TEM drive and is more akin to a universal-TEM hybrid mode than a pure universal instability, similar to the TEM/ion-temperature-gradient (ITG) hybrid modes reported by Kammerer, Merz & Jenko (2008). These modes are shown in figure 6, where, at $k_y\rho_s = 0.2$, the familiar universal instability mode structure is observed and the TEM dominates as k_y increases. Indeed, repeating these simulations in modified, homogeneous- B W7-X negative-mirror geometry, we find that only the dominant modes at $k_y\rho_s = 0.2$ and 0.3 retain their frequency and growth rate, and that the universal-TEM hybrid mode is replaced by the centrally peaked universal mode structure.

Interestingly, the cross-phases of n_{pass} in W7-X negative-mirror configuration show less in-phase behaviour at higher k_y than in the locally maximum- J high-mirror configuration, see figure 7(b). This may indicate that the classical TEMs, which, like the universal instability, have a frequency in the electron diamagnetic direction (see figure 7a), are also partly driven by Q_{ep} . It is clear, however, that modes driven by Q_{et} are much more prevalent in the negative-mirror configuration of W7-X than the high-mirror configuration, overpowering the universal Q_{ep} -driven modes at most simulated scales.

4.3. Quasi-helically symmetric configuration

In the quasi-helically symmetric HSX, the regions of bad curvature align exactly with the minima of $B(z)$ along the flux tube, meaning that a TEM, which exclusively peaks in such regions of overlap, and a universal instability mode, which seems to peak predominantly in regions of bad curvature, are difficult to distinguish based on mode structure alone. In linear simulations in HSX geometry, for $k_y\rho_s > 0.5$, we find classical TEMs alongside iTEMs, in agreement with Faber *et al.* (2015). (Faber *et al.* (2015) refer to what we call the iTEM as the UTEM (ubiquitous TEM), which was later called the iTEM by Plunk *et al.* (2017a) when the physical mechanism was described.) These simulations also reveal modes at $k_y\rho_s \leq 0.5$ that fit our established definition of universal modes. These modes are once again found to peak in the regions of bad curvature. One such mode at $k_y\rho_s = 0.3$

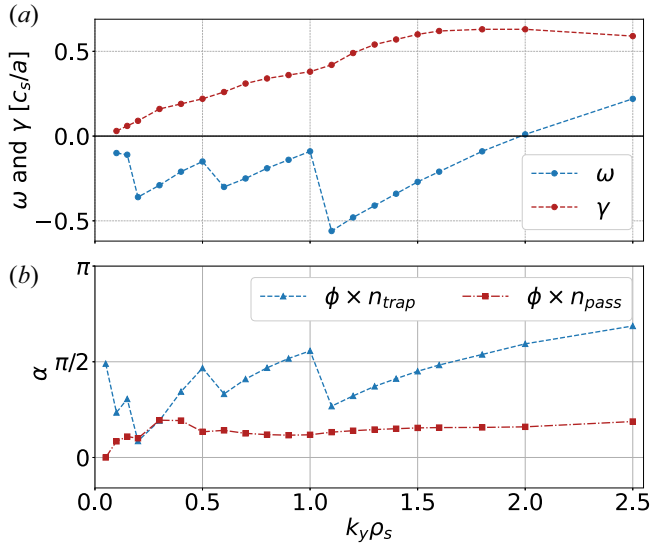


FIGURE 7. Results from linear simulations in the negative-mirror configuration of W7-X. (a) Real frequency ω and growth rate γ , and (b) cross-phases α between the electrostatic potential ϕ and the trapped and passing electron density perturbations. In panel (a), many more classical TEMs with $\omega < 0$ and larger γ than the iTEMs seen in the high-mirror configuration are shown, and in panel (b), only two modes at $k_y \rho_s = 0.2$ and 0.3 have the cross-phase signature of the low- k_y universal modes seen in the high-mirror configuration.

is shown in figure 8, alongside a trapped-particle mode. It is only possible to identify these modes as universal instabilities by the linear cross-phases in figure 9(b) and by repeating the simulations in homogeneous- B HSX geometry (as detailed in § 3). These modes persist despite the absence of trapped particles and retain their mode structure. This can be seen in figure 10, where the low- k_y modes largely remain unchanged in their growth rates and frequencies. We note that the removal of trapped electrons from HSX in the homogeneous- B simulations does not lead to the increase in growth rate observed for some universal modes in figure 4, further indicating the stabilising effect of trapped electrons on these modes in locally maximum- J configurations like the high-mirror configuration of W7-X.

In standard HSX geometry, universal modes transition to TEMs with little change in mode structure for $k_y \rho_s > 0.5$; the TEMs then become strongly localised at $z = 0$ on the outboard midplane for $k_y \rho_s \geq 0.9$, as shown in figure 8. Once more, we find that the $k_y \leq 0.5$ universal modes peak at $k_x \rho_s \neq 0$.

It is surprising to find the universal instability in a configuration with no beneficial TEM stability properties when very few dominant universal modes were found in the W7-X negative-mirror configuration, due to the prevalence of the TEM. Because the trapped electron population can contribute additional instability drive to any electron-driven mode via Q_{et} in (2.11), it may be the case that, in HSX geometry, due to the fact that the minima in $B(z)$, where the trapped electrons reside, align directly with the regions of $\mathcal{K}_2 < 0$ all along the field line, more trapped electrons have the possibility to be resonant with universal modes than in the negative-mirror configuration of W7-X, where not all of the trapping regions have net bad curvature. This may allow universal modes to be driven by both Q_{ep} and Q_{et} , giving rise to universal-TEM hybrid modes, which are driven by both trapped and passing electrons. This may make the distinction between universal modes

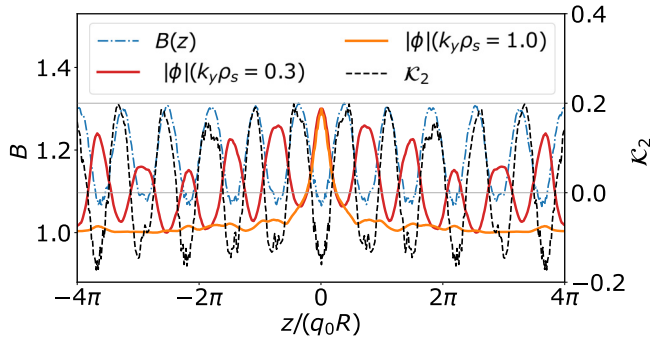


FIGURE 8. Parallel mode structure of the electrostatic potential $|\phi|$ in linear simulations in HSX. Shown is a universal mode which is extended in z at $k_y \rho_s = 0.3$, and a TEM which is localised at $z = 0$ at $k_y \rho_s = 1$, alongside $B(z)$ (dot-dashed blue) and \mathcal{K}_2 (dashed black).

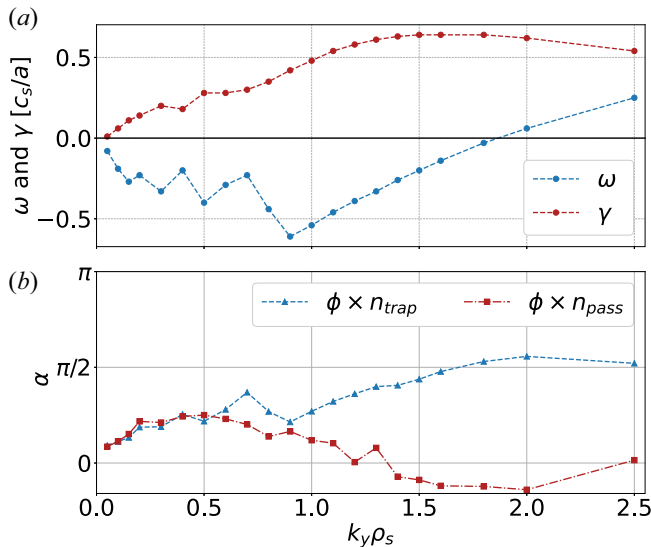


FIGURE 9. Results of linear simulations in HSX. (a) Real frequency ω and growth rate γ , and (b) cross-phases between the electrostatic potential ϕ and the trapped and passing electron density perturbations. In panel (a), most modes propagate in the electron-diamagnetic direction ($\omega < 0$) and in panel (b), at $k_y \rho_s \leq 0.5$, display a similar cross-phase signature to universal modes observed in W7-X.

and TEMs somewhat arbitrary in HSX, as both populations contribute to the growth of the mode. Nevertheless, it is important to note that Q_{ep} does appear to make a meaningful contribution to turbulence in this configuration, a fact that must be considered if TEM turbulence is to be reduced in HSX-like configurations in the future.

In contrast to the expectation from slab geometry, we have found universal modes to be unstable, and of consequence for $k_y \rho_s < 0.5$ in low-shear stellarator geometries. (Note: the $k_y \rho_i > 0.7$ limit of Landreman *et al.* (2015a) translates to $k_y \rho_s > 0.5$ under our normalisation when the differing factor of $\sqrt{2}$ from $\rho_i = \sqrt{2T_i/m_i}$ is taken into account.) This may be due to the non-secular variation in $k_{\perp}^2 = k_y^2 g^{yy} + 2k_x k_y g^{xy} + k_x^2 g^{xx}$ with the parallel coordinate z , which can have significant variation along the field line, whereas in

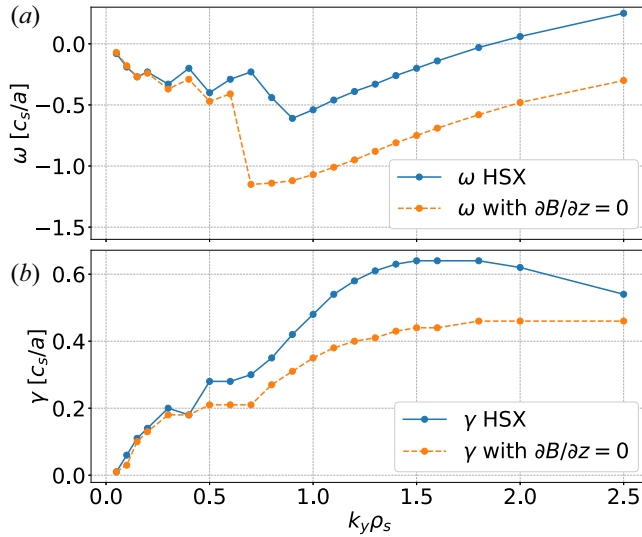


FIGURE 10. Comparison between (a) frequencies ω and (b) growth rates γ of modes in HSX and modified homogeneous- B HSX geometry. Modes with $k_y \rho_s \leq 0.5$ exhibit little change in growth rate or frequency if the geometry is modified to remove trapped electrons.

the sheared slab, only the secular variation of $k_{\perp}^2 = k_y^2(1 + z^2/L_s^2)$ with z is present. This local variation of k_{\perp} along the field line could give rise to the different dependence of universal modes on the wavenumbers k_x and k_y , allowing instability to occur at lower k_y . Moreover, we note that the universal modes at the lowest $k_y \rho_s$ values seen here have a significant value of k_x , further supplementing the magnitude, and parallel variation of k_{\perp} .

From examining the universal instability in these geometries, we conclude that the universal instability appears not only in devices which locally satisfy the maximum- J property, like the high-mirror configuration of W7-X, but also in non-maximum- J devices. No such instabilities were found in tokamak geometry. We confirm that the presence of universal-instability drive is most distinct in locally maximum- J devices by finding similar results to those in the high-mirror configuration of W7-X in the Quasi-Isodynamic Poloidally Closed stellarator (QIPC), which is even more quasi-isodynamic than the high-mirror configuration of W7-X (Subbotin *et al.* 2006), see the [Appendix](#).

5. Evidence of universal modes in nonlinear simulations in W7-X

To investigate how the linear universal modes identified at $0.15 \leq k_y \rho_s \leq 0.4$ in the high-mirror configuration of W7-X in § 4 translate to nonlinear simulations, we examine the nonlinear W7-X high-mirror simulations recently published by Proll *et al.* (2022). These simulations were carried out at a density gradient of $a/L_n = 3$, which facilitates comparison with the linear $a/L_n = 3$ results in § 4 while also being in the experimentally relevant density-gradient range.

In the nonlinear simulations, the parallel mode structure is dominated by the zonal flow in the high-mirror configuration of W7-X. In [figure 11](#), the parallel mode structure of ϕ_{NL} from the nonlinear simulation is compared with a linear universal eigenmode as well as the non-zonal $\phi_{NL, k_y \neq 0}$. We find strong agreement between the nonlinear, non-zonal mode structure $\phi_{NL, k_y \neq 0}$ and the linear mode structure of the universal instability with the highest growth rate (not the highest growth rate of all simulated modes) at $k_y \rho_s = 0.3$ from the high-mirror configuration linear simulations. We also note the lack of similarity

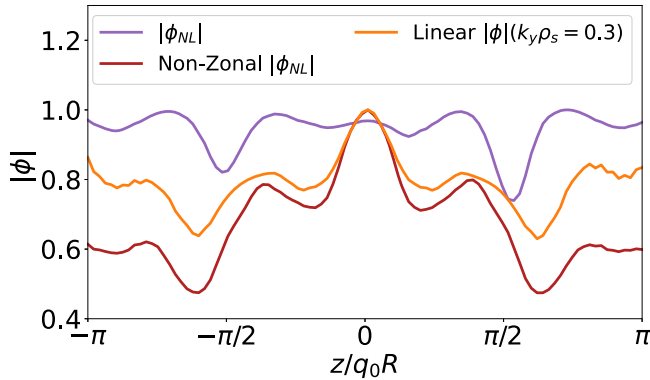


FIGURE 11. A comparison between the nonlinear electrostatic potential $|\phi_{NL}|$, the non-zonal ($k_y \neq 0$) component of nonlinear electrostatic potential $|\phi_{NL, k_y \neq 0}|$ and the fastest growing universal mode in the high-mirror configuration of W7-X at $k_y \rho_s = 0.3$, where all three curves have been normalised to their maximum amplitude.

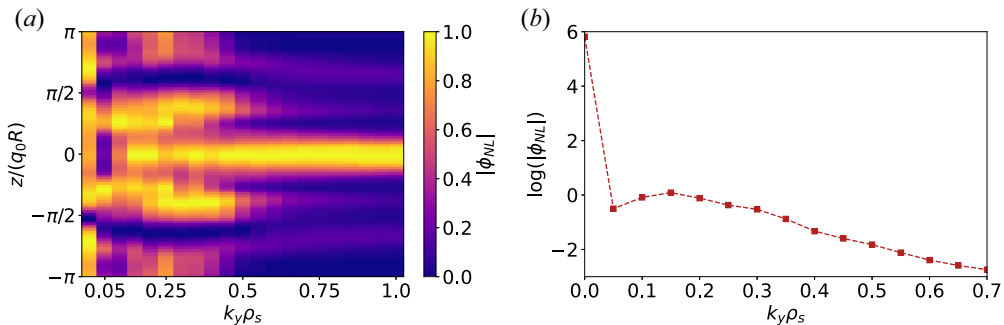


FIGURE 12. Results from nonlinear simulations in W7-X high-mirror. (a) Parallel structures of the electrostatic potential $|\phi_{NL}|$ in the nonlinear simulations, as a function of $k_y \rho_s$ and normalised to the maximum amplitude of each mode, visualised as a heatmap. The density perturbation $n(z)$ (not shown) exhibits the same features. (b) Amplitude spectrum of the electrostatic potential as a function of $k_y \rho_s$, showing a large zonal ($k_y = 0$) component. In panel (a), the broad universal mode structure is visible for $k_y \rho_s < 0.5$, which is also where $|\phi_{NL}|$ is largest in panel (b), excluding the zonal component.

to the linear iTEM and TEM mode structures shown in figures 1 and 5, despite the iTEMs having substantially higher growth rates than any universal mode found in the high-mirror configuration of W7-X.

In figure 12, the normalised mode structures for $k_y \rho_s \leq 0.5$ indicate that the universal instability appears nonlinearly in the same k_y range at which it was identified in linear simulations (see figure 2). Above this range, the observed modes have a large central peak at $z = 0$, which does not match the expected mode structure of the linear iTEM seen at these k_y scales in figure 1. It is likely that the universal instability dominates the overall mode structure because it appears in a nonlinearly relevant $k_y \rho_s$ range, as can be seen in figure 12(b), where the ϕ_{NL} amplitude is largest.

Interestingly, the recent results of Proll *et al.* (2022) indicate that the destabilisation of universal modes, which occurs at $a/L_n = 2$ in the high-mirror configuration of W7-X, is associated with a decrease in the turbulent heat flux in this configuration. This

turbulence mitigation with increasing density gradient may have been connected to an enhanced zonal-flow response which appears after the onset of the universal instability. The improved zonal-flow generation may be a result of the large change of turbulence localisation as the universal modes begin to dominate the nonlinear mode structure, as more extended mode structures have been shown to generate zonal flows more efficiently than more peaked instabilities (Plunk, Xanthopoulos & Helander 2017b). Further work is needed to understand the implications of the dominance of the universal instability in nonlinear turbulence in W7-X and its effect on zonal flow generation. Studies of this nature performed in HSX by Faber *et al.* (2015) found that zonal flows may have a more important role in turbulence saturation in a low-shear device than would be expected in a comparable device with large shear.

6. Conclusions

We have presented evidence of the existence of the passing-electron-driven universal instability in stellarator geometries. This instability is readily identifiable in the high-mirror configuration of W7-X due to the reduced growth rates of the TEM as a consequence of the maximum- J property possessed by deeply trapped particles in the region of worst curvature. The presence of classical TEMs in the non-maximum- J geometries, W7-X negative-mirror and HSX, made the universal instability more difficult to detect. It was only present in isolation from the TEM at a single simulated k_y in the negative-mirror configuration. In HSX, universal modes were found to be indistinguishable from TEMs based on their mode structure alone, with identification requiring phase angle analyses for passing and trapped electrons. Despite this, modes, primarily driven by passing electrons, dominate at the largest scales in HSX, although their distinction from the TEM is difficult as trapped electrons may also contribute significantly to the growth of these modes in HSX. The appearance of the universal instability in HSX may seem inconsequential at first, given that the mode structure, and therefore turbulence localisation, is the same as what would be anticipated from the TEM, but for optimisation and nonlinear turbulence studies, it is an important consideration given that universal modes have been demonstrated to give rise to subcritical turbulence nonlinearly in slab simulations (Landreman *et al.* 2015b). In both HSX and the negative-mirror configuration of W7-X, we find that TEM and universal mode branches are not very distinct, such that hybrid universal–TEM modes are more likely to be the dominant instability at low k_y in these geometries.

We have found that because the universal mode is dominant at low k_y , nonlinearly relevant scales in the high-mirror configuration of W7-X, it dominates the non-zonal component of the saturated mode structure in nonlinear simulations. This may have implications for the nature of density-gradient-driven turbulence in W7-X, as the parallel structure of the universal instability differs significantly from that of a TEM and may impact turbulence localisation in experiments. Moreover, the large extended parallel structure of these modes may allow for more efficient generation of zonal flows, as such extended modes have been found in other contexts (ion-temperature gradient turbulence) to couple more efficiently to zonal flows and damped modes nonlinearly (Faber *et al.* 2015; Plunk *et al.* 2017b), leading to a reduction in turbulent heat flux.

However, to be truly experimentally relevant, the impact of finite temperature gradients on these universal modes must be determined: in particular, the impact of the presence of ITGs on the nonlinear dominance of universal modes must be established, given that ITGs are often found to have considerable linear growth rates at the same k_y values at which we observe the universal modes. It is worth noting that the inclusion of finite temperature gradients, which enters via η_e in (2.12), will impact the linear growth of

universal modes. Furthermore, it remains to be seen how these results translate to the global setting, where the stabilisation of the TEM due to the local maximum- J property does not appear to be as effective, as shown by Riemann *et al.* (2022), where they find that the classic electron-driven TEM is robustly unstable in global simulations performed using EUTERPE (Jost *et al.* 2001) in the high-mirror configuration of W7-X with realistic temperature and density profiles. Interestingly, Riemann *et al.* (2022) also find electron-driven instabilities which are extended along the field line with a maximum at the outboard side of the bean-shaped cross-section, which corresponds to $z = 0$ in our simulations, and could be related to the universal modes we find here.

The dominance of universal modes at lower-than-expected k_y in stellarators warrants future investigation, particularly surrounding the impact of local variations of $k_{\perp}(z)$ along the magnetic field on the slab geometry $k_y \rho_i > 0.7$ instability threshold established by Landreman *et al.* (2015a). Furthermore, the implications of the prevalence of this instability nonlinearly must be explored more deeply.

Finally, we note the possibility that universal modes may be of relevance to density-gradient-driven turbulence in the new, more precisely quasi-symmetric and quasi-isodynamic devices shown by Landreman & Paul (2022) and Goodman *et al.* (2022), which appear to favour near-zero magnetic shear. Universal instabilities may also become a prominent instability as a result of directly optimising stellarators for reduced TEM growth rates by reducing the available energy of trapped electrons in the device (Mackebach, Proll & Helander 2022).

Acknowledgements

The authors thank M. Morren, P. Mulholland, R. Mackebach and A. von Stechow for useful conversations during the course of this work.

Editor William Dorland thanks the referees for their advice in evaluating this article.

Declaration of interest

The authors report no conflict of interest.

Funding

This work has been carried out within the framework of the EUROfusion Consortium, funded by the European Union via the Euratom Research and Training Programme (Grant Agreement No. 101052200 – EUROfusion). Views and opinions expressed are however those of the author(s) only and do not necessarily reflect those of the European Union or the European Commission. Neither the European Union nor the European Commission can be held responsible for them.

Data availability statement

Relevant data which aid in reproducing the findings of this work, such as input files for simulations, are available upon request.

Appendix. A more quasi-isodynamic configuration

The Quasi-Isodynamic Poloidally Closed (QIPC) stellarator represents an even better approximation of a perfectly quasi-isodynamic device than the high-mirror configuration of W7-X. As a result, it enjoys even better stabilisation of TEMs (Proll *et al.* 2013). We would therefore expect that universal modes would be more prevalent in this geometry thanks to the further reduction in the growth of TEMs. In the simulation results in QIPC, we see similar behaviour to that observed in W7-X high-mirror. However, unlike in W7-X,

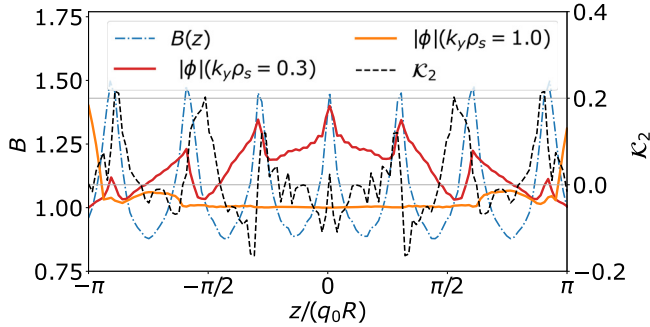


FIGURE 13. Parallel structure of linear $|\phi|$ eigenmodes in QIPC. Shown are an iTEM at $k_y \rho_s = 1$ and a universal mode at $k_y \rho_s = 0.3$, alongside the magnetic field strength $B(z)$ and the curvature \mathcal{K}_2 .

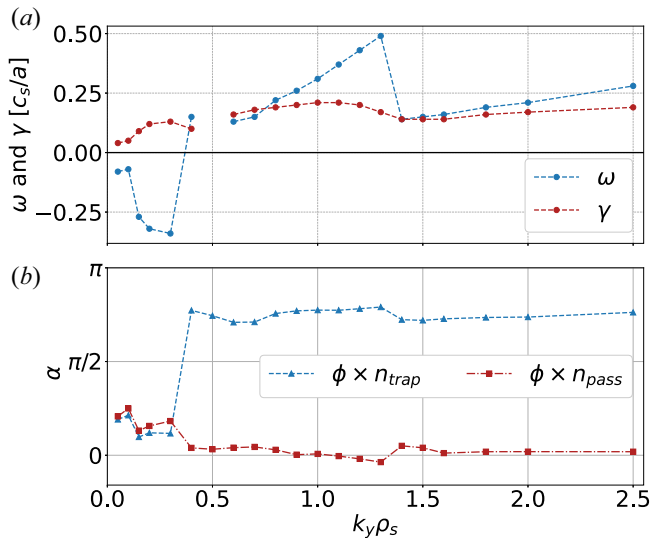


FIGURE 14. Results from linear simulations in QIPC. (a) Frequencies ω and growth rates γ , displaying a negative ω universal mode branch at low- k_y , with all other modes being iTEMs with frequency in the ion-diamagnetic direction. (b) Cross-phases α between the electrostatic potential ϕ and the trapped and passing electron density perturbations, with the universal mode signature of almost in-phase n_{trap} and n_{pass} evident at low- k_y .

no electron-driven TEMs are observed, only iTEMs are found for $k_y \rho_s > 0.3$. These iTEMs, seen in figure 13, have the expected mode structure of peaking in the few regions where $\mathcal{K}_2 < 0$ and magnetic minima overlap, particularly at the edge of the simulation domain. The absence of dominant electron-driven TEMs indicates the closeness to which QIPC approximates quasi-isodynamicity and satisfies the maximum- J criterion for a larger portion of the trapped-particle population. This device also has very low magnetic shear with $\hat{s}_{\text{QIPC}} = -0.0248939$, giving a value of $(L_s/L_n)_{\text{QIPC},3} \approx 1640$.

In this geometry, we find a mode branch that exhibits the same properties as the universal instability mode observed in the W7-X high-mirror configuration. In QIPC, these modes are found for $0.05 \leq k_y \rho_s \leq 0.3$. The universal modes found in QIPC are distinct from iTEMs in mode structure, as shown in figure 13. These universal modes

peak predominantly in regions of maximal $B(z)$ and bad curvature, which often overlap in QIPC. This further highlights the passing particle nature of these universal instability modes. Once more, we find that universal modes exhibit a distinct frequency and growth rate branch in figure 14(a), and are indicated by a low overall cross-phase with n_{pass} being slightly less in-phase than n_{trap} , as seen in figure 14(b). Interestingly, despite the increase in TEM stability in QIPC, which is owed to its closer approximation of perfect quasi-isodynamicity, we do not observe universal instability modes over a larger range in $k_y \rho_s$ as one might expect. This may be due to an even more pronounced stabilising effect of trapped electrons in this more highly maximum- J geometry, or a larger population of trapped electrons due to the higher mirror ratio of this device.

REFERENCES

- ALCUSÓN, J.A., XANTHOPOULOS, P., PLUNK, G.G., HELANDER, P., WILMS, F., TURKIN, Y., VON STECHOW, A. & GRULKE, O. 2020 Suppression of electrostatic micro-instabilities in maximum- J stellarators. *Plasma Phys. Control. Fusion* **62** (3), 035005.
- ANDERSON, F.S.B., ALMAGRI, A.F., ANDERSON, D.T., MATTHEWS, P.G., TALMADGE, J.N. & SHOHEH, J.L. 1995 The helically symmetric experiment, (HSX) goals, design and status. *Fusion Technol.* **27** (3T), 273–277.
- BAÑÓN NAVARRO, A., MOREL, P., ALBRECHT-MARC, M., CARATI, D., MERZ, F., GÖRLER, T. & JENKO, F. 2011 Free energy cascade in gyrokinetic turbulence. *Phys. Rev. Lett.* **106** (5), 055001.
- BEER, M.A., COWLEY, S.C. & HAMMETT, G.W. 1995 Field-aligned coordinates for nonlinear simulations of tokamak turbulence. *Phys. Plasmas* **2** (7), 2687–2700.
- BEIDLER, C., GRIEGER, G., HERRNEGGER, F., HARMMEYER, E., KISSLINGER, J., LOTZ, W., MAASSBERG, H., MERKEL, P., NÜHRENBURG, J., RAU, F., SAPPER, J., SARDEI, F., SCARDOVELLI, R., SCHLÜTER, A. & WOBIG, H. 1990 Physics and engineering design for Wendelstein VII-X. *Fusion Technol.* **17** (1), 148–168.
- BOOZER, A.H. 1995 Quasi-helical symmetry in stellarators. *Plasma Phys. Control. Fusion* **37** (11A), A103.
- CHENG, C.Z. & CHEN, L. 1980 Unstable universal drift eigenmodes in toroidal plasmas. *Phys. Fluids* **23** (9), 1770–1773.
- CHOWDHURY, J., GANESH, R., BRUNNER, S., VACLAVIK, J. & VILLARD, L. 2010 Toroidal universal drift instability: a global gyrokinetic study. *Phys. Plasmas* **17** (10), 102105.
- CONNOR, J.W., HASTIE, R.J. & TAYLOR, J.B. 1980 Stability of general plasma equilibria. III. *Plasma Phys.* **22** (7), 757.
- DINKLAGE, A., *et al.* 2018 Magnetic configuration effects on the Wendelstein 7-X stellarator. *Nat. Phys.* **14** (8), 855–860.
- FABER, B.J., PUESCHEL, M.J., PROLL, J.H.E., XANTHOPOULOS, P., TERRY, P.W., HEGNA, C.C., WEIR, G.M., LIKIN, K.M. & TALMADGE, J.N. 2015 Gyrokinetic studies of trapped electron mode turbulence in the Helically Symmetric eXperiment stellarator. *Phys. Plasmas* **22** (7), 072305.
- FABER, B.J., PUESCHEL, M.J., TERRY, P.W., HEGNA, C.C. & ROMAN, J.E. 2018 Stellarator microinstabilities and turbulence at low magnetic shear. *J. Plasma Phys.* **84** (5), 905840503.
- GERARD, M.J., GEIGER, B., PUESCHEL, M.J., BADER, A., HEGNA, C.C., FABER, B.J., TERRY, P.W., KUMAR, S.T.A. & SCHMITT, J.C. 2023 Optimizing the HSX stellarator for microinstability by coil-current adjustments. *Nucl. Fusion* **63** (5), 056004.
- GOODMAN, A., MATA, K.C., HENNEBERG, S.A., JORGE, R., LANDREMAN, M., PLUNK, G.G., SMITH, H., MACKENBACH, R. & HELANDER, P. 2022 Constructing precisely quasi-isodynamic magnetic fields. [arXiv:2211.09829](https://arxiv.org/abs/2211.09829).
- HELANDER, P. & PLUNK, G.G. 2015 The universal instability in general geometry. *Phys. Plasmas* **22** (9), 090706.
- HELANDER, P., PROLL, J.H.E. & PLUNK, G.G. 2013 Collisionless microinstabilities in stellarators. I. Analytical theory of trapped-particle modes. *Phys. Plasmas* **20** (12), 122505.
- JENKO, F., DORLAND, W., KOTSCHENREUTHER, M. & ROGERS, B.N. 2000 Electron temperature gradient driven turbulence. *Phys. Plasmas* **7** (5), 1904–1910.

- JOST, G., TRAN, T.M., COOPER, W.A., VILLARD, L. & APPERT, K. 2001 Global linear gyrokinetic simulations in quasi-symmetric configurations. *Phys. Plasmas* **8** (7), 3321–3333.
- KAMMERER, M., MERZ, F. & JENKO, F. 2008 Exceptional points in linear gyrokinetics. *Phys. Plasmas* **15** (5), 052102.
- LANDREMAN, M., ANTONSEN, T.M. & DORLAND, W. 2015a Universal instability for wavelengths below the ion Larmor scale. *Phys. Rev. Lett.* **114** (9), 095003.
- LANDREMAN, M. & PAUL, E. 2022 Magnetic fields with precise quasisymmetry for plasma confinement. *Phys. Rev. Lett.* **128** (3), 035001.
- LANDREMAN, M., PLUNK, G.G. & DORLAND, W. 2015b Generalized universal instability: transient linear amplification and subcritical turbulence. *J. Plasma Phys.* **81** (5), 905810501.
- MACKENBACH, R.J.J., PROLL, J.H.E. & HELANDER, P. 2022 Available energy of trapped electrons and its relation to turbulent transport. *Phys. Rev. Lett.* **128** (17), 175001.
- MCKINNEY, I.J., PUESCHEL, M.J., FABER, B.J., HEGNA, C.C., TALMADGE, J.N., ANDERSON, D.T., MYNICK, H.E. & XANTHOPOULOS, P. 2019 A comparison of turbulent transport in a quasi-helical and a quasi-axisymmetric stellarator. *J. Plasma Phys.* **85** (5), 905850503.
- PLUNK, G.G., CONNOR, J.W. & HELANDER, P. 2017a Collisionless microinstabilities in stellarators. Part 4. The ion-driven trapped-electron mode. *J. Plasma Phys.* **83** (4), 715830404.
- PLUNK, G.G., XANTHOPOULOS, P. & HELANDER, P. 2017b Distinct turbulence saturation regimes in stellarators. *Phys. Rev. Lett.* **118** (10), 105002.
- PROLL, J.H.E., HELANDER, P., CONNOR, J.W. & PLUNK, G.G. 2012 Resilience of quasi-isodynamic stellarators against trapped-particle instabilities. *Phys. Rev. Lett.* **108** (24), 245002.
- PROLL, J.H.E., MYNICK, H.E., XANTHOPOULOS, P., LAZERSON, S.A. & FABER, B.J. 2015 TEM turbulence optimisation in stellarators. *Plasma Phys. Control. Fusion* **58** (1), 014006.
- PROLL, J.H.E., PLUNK, G.G., FABER, B.J., GÖRLER, T., HELANDER, P., MCKINNEY, I.J., PUESCHEL, M.J., SMITH, H.M. & XANTHOPOULOS, P. 2022 Turbulence mitigation in maximum-J stellarators with electron-density gradient. *J. Plasma Phys.* **88** (1), 905880112.
- PROLL, J.H.E., XANTHOPOULOS, P. & HELANDER, P. 2013 Collisionless microinstabilities in stellarators. II. Numerical simulations. *Phys. Plasmas* **20** (12), 122506.
- RIEMANN, J., KLEIBER, R., BORCHARDT, M. & SLABY, C. 2022 Microinstability simulations for stellarators involving kinetic electrons and realistic profiles. *Plasma Phys. Control. Fusion* **64** (10), 104004.
- ROSS, D.W. & MAHAJAN, S.M. 1978 Are drift-wave eigenmodes unstable? *Phys. Rev. Lett.* **40** (5), 324–327.
- SUBBOTIN, A.A., MIKHAILOV, M.I., SHAFRANOV, V.D., ISAEV, M.Y., NÜHRENBERG, C., NÜHRENBERG, J., ZILLE, R., NEMOV, V.V., KASILOV, S.V., KALYUZHNYI, V.N. & COOPER, W.A. 2006 Integrated physics optimization of a quasi-isodynamic stellarator with poloidally closed contours of the magnetic field strength. *Nucl. Fusion* **46** (11), 921–927.
- VELASCO, J.L., CALVO, I., MULAS, S., SÁNCHEZ, E., PARRA, F.I., CAPPÀ, Á. & TEAM, THE W7-X 2021 A model for the fast evaluation of prompt losses of energetic ions in stellarators. *Nucl. Fusion* **61** (11), 116059.
- XANTHOPOULOS, P., COOPER, W.A., JENKO, F., TURKIN, Y., RUNOV, A. & GEIGER, J. 2009 A geometry interface for gyrokinetic microturbulence investigations in toroidal configurations. *Phys. Plasmas* **16** (8), 082303.