

Raman spectroscopy on methane, ethylene and propane flames

Citation for published version (APA):

Hessels, C., Doddema, R., & Dam, N. J. (2018). *Raman spectroscopy on methane, ethylene and propane flames*. Poster session presented at Gordon Research Conference, Les Diablerets, Switzerland.

Document status and date:

Published: 23/06/2018

Document Version:

Publisher's PDF, also known as Version of Record (includes final page, issue and volume numbers)

Please check the document version of this publication:

- A submitted manuscript is the version of the article upon submission and before peer-review. There can be important differences between the submitted version and the official published version of record. People interested in the research are advised to contact the author for the final version of the publication, or visit the DOI to the publisher's website.
- The final author version and the galley proof are versions of the publication after peer review.
- The final published version features the final layout of the paper including the volume, issue and page numbers.

[Link to publication](#)

General rights

Copyright and moral rights for the publications made accessible in the public portal are retained by the authors and/or other copyright owners and it is a condition of accessing publications that users recognise and abide by the legal requirements associated with these rights.

- Users may download and print one copy of any publication from the public portal for the purpose of private study or research.
- You may not further distribute the material or use it for any profit-making activity or commercial gain
- You may freely distribute the URL identifying the publication in the public portal.

If the publication is distributed under the terms of Article 25fa of the Dutch Copyright Act, indicated by the "Taverne" license above, please follow below link for the End User Agreement:

www.tue.nl/taverne

Take down policy


If you believe that this document breaches copyright please contact us at:

openaccess@tue.nl

providing details and we will investigate your claim.

Raman Spectroscopy on Methane, Ethylene and Propane Flames

Conrad Hessels, Robin Doddema, and Nico Dam

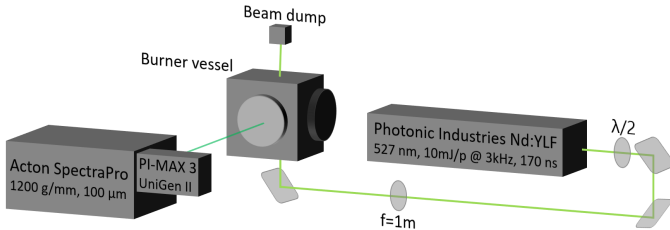


Background

- To understand "complicated" Raman spectra, known parts can be subtracted using spectral modeling
- Methane was used as a benchmark flame
- Diluted ethylene and propane flames were measured to validate the techniques application

Experimental Setup

- ∅4 mm fuel tube, ∅50 mm uniform coflow
- 3 frames x 1 million gates x 200 ns exposure
- OD4 notch filter to block Rayleigh scattering
- Spectral resolution of 0.195 nm (FWHM)



Approach

- N₂, O₂, H₂O, CO, and H₂ spectra were modeled
- Least square fitting of the models to measured spectra for obtaining temperature and molar fractions
- Calibration using pure gases at room temperature
- Accuracy is determined by creating artificial datasets (Monte Carlo method, see figure 1)
- Interference in CO₂ spectra is removed by fitting clean spectra measured in a doped H₂ flame

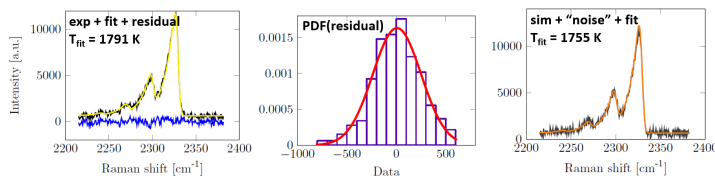


Figure 1: Example of an artificially created nitrogen Raman spectrum (right)

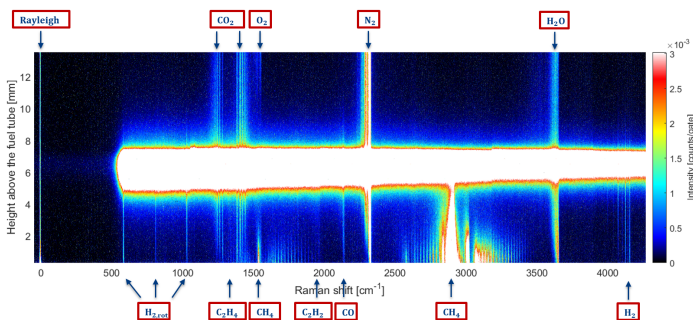


Figure 2: Raman spectra of the methane flame

Methane

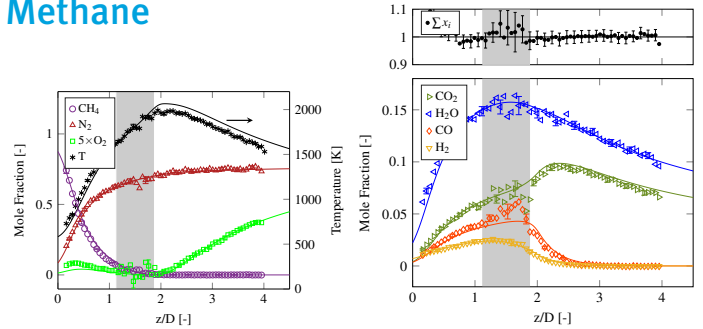


Figure 3: Temperature and molar fractions of the methane flame. Solid lines represent numerical results. The gray area is the region of strong background, possibly due to PAH-LIF

Diluted Ethylene, and Propane

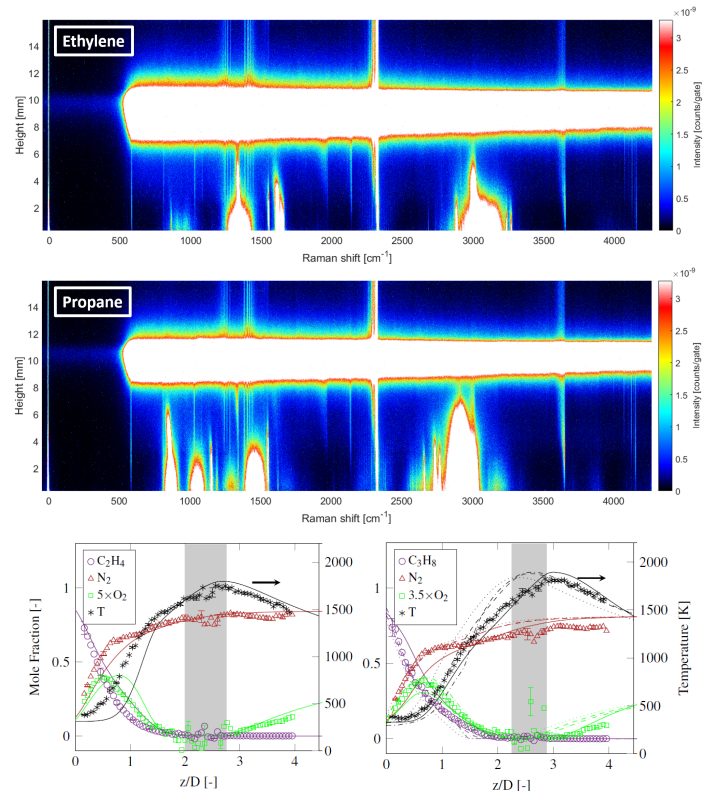


Figure 4: Top two figures show the spectra, while bottom left (ethylene) and right (propane) show temperature and molar fractions of the two flames

Conclusions

- Quantitative data is obtained from 3 different flames
- Uncertainties of below 40 K and 10% in molar fractions
- Good agreement between experiments and simulations