

# Eye movements, performance and visual comfort using VDTs

**Citation for published version (APA):**

Roufs, J. A. J., Boschman, M. C., & Leermakers, M. A. M. (1984). Eye movements, performance and visual comfort using VDTs. In J. K. O'Regan, & A. Levy-Schoen (Eds.), *Eye movements : from physiology to cognition : selected/edited proceedings of the Third European Conference on Eye Movements, Dourdan, France, September 1985* (pp. 612-613). North-Holland Publishing Company.

**Document status and date:**

Published: 01/01/1984

**Document Version:**

Publisher's PDF, also known as Version of Record (includes final page, issue and volume numbers)

**Please check the document version of this publication:**

- A submitted manuscript is the version of the article upon submission and before peer-review. There can be important differences between the submitted version and the official published version of record. People interested in the research are advised to contact the author for the final version of the publication, or visit the DOI to the publisher's website.
- The final author version and the galley proof are versions of the publication after peer review.
- The final published version features the final layout of the paper including the volume, issue and page numbers.

[Link to publication](#)

**General rights**

Copyright and moral rights for the publications made accessible in the public portal are retained by the authors and/or other copyright owners and it is a condition of accessing publications that users recognise and abide by the legal requirements associated with these rights.

- Users may download and print one copy of any publication from the public portal for the purpose of private study or research.
- You may not further distribute the material or use it for any profit-making activity or commercial gain
- You may freely distribute the URL identifying the publication in the public portal.

If the publication is distributed under the terms of Article 25fa of the Dutch Copyright Act, indicated by the "Taverne" license above, please follow below link for the End User Agreement:

[www.tue.nl/taverne](http://www.tue.nl/taverne)


**Take down policy**

If you believe that this document breaches copyright please contact us at:

[openaccess@tue.nl](mailto:openaccess@tue.nl)

providing details and we will investigate your claim.

sample of pseudo text  
with fixation marks



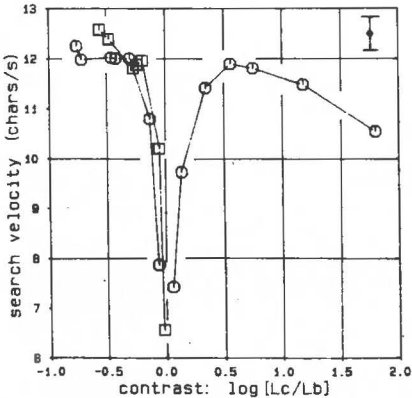
Example of fixation pattern (white spots) searching for the letter 'A'. The eye movements were recorded, starting from the fourth line. The angular width of the characters was 14 arcmin. The descender width was 1.7 arcmin.

J.A.J. Roufs  
M.C. Boschman  
M.A.M. Leermakers  
Institute for Perception Research  
(IPO)  
PO BOX 513, 5600 MB Eindhoven,  
The Netherlands.

correlation of the  
objective variables  
with judgement:  
 $r=0.87 \pm 0.03$

2. Search velocity

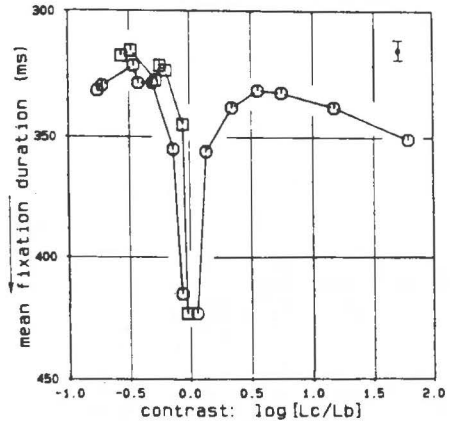
3 subjects; 4 presentations; N=12  
○: mean luminance = 40 cd/m<sup>2</sup>  
□: mean luminance = 200 cd/m<sup>2</sup>



Velocity of search for the character 'A', expressed in number of scanned characters per second, as a function of the log of the luminance contrast ratio.

3. fixation duration

3 subjects; 4 presentations  
○: mean luminance = 40 cd/m<sup>2</sup>  
□: mean luminance = 200 cd/m<sup>2</sup>



Fixation duration as a function of the log of the luminance contrast ratio. Short fixation durations correspond to fast information intake. Note the reversal of the usual ordinate direction convention.

# Eye movements, performance and visual comfort using VDTs

Conclusions:

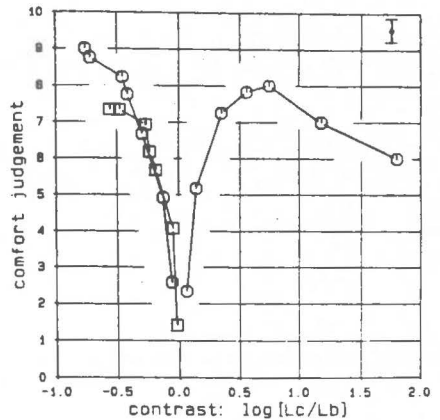
- High correlation of scaled visual comfort with fixation duration, saccadic length and search velocity, which are considered to be measures of the ease of information intake.
- There is an optimal positive contrast at a contrast ratio of about 5. Probably, also an optimal negative contrast exists at a ratio of about 1/5.
- Negative contrast seems slightly better.

## 1. comfort judgement

3 subjects; 4 presentations; N=12

○: mean luminance = 40 cd/m<sup>2</sup>

□: mean luminance = 200 cd/m<sup>2</sup>

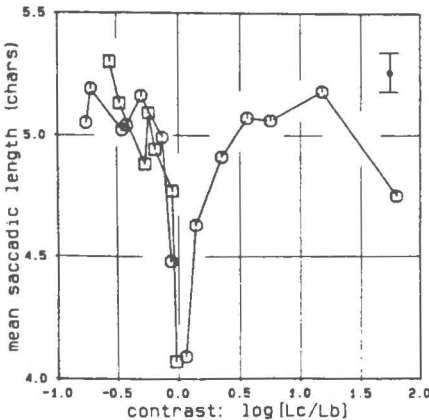


## 4. saccadic length

3 subjects; 4 presentations

○: mean luminance = 40 cd/m<sup>2</sup>

□: mean luminance = 200 cd/m<sup>2</sup>



Saccadic length as a function of the log of the luminance contrast ratio. The more difficult to read, the smaller the saccades are.

Comfort judgement on a 10 point scale as a function of the log of the luminance contrast ratio. Positive values correspond to "positive contrast" (Lc is character luminance, Lb is background luminance).



This research was supported by The Netherlands Technology Foundation.