

# A multi-item approach to repairable stocking and expediting in a fluctuating demand environment

**Citation for published version (APA):**

Arts, J. J. (2015). *A multi-item approach to repairable stocking and expediting in a fluctuating demand environment*. (BETA publicatie : working papers; Vol. 476). Technische Universiteit Eindhoven.

**Document status and date:**

Published: 01/01/2015

**Document Version:**

Publisher's PDF, also known as Version of Record (includes final page, issue and volume numbers)

**Please check the document version of this publication:**

- A submitted manuscript is the version of the article upon submission and before peer-review. There can be important differences between the submitted version and the official published version of record. People interested in the research are advised to contact the author for the final version of the publication, or visit the DOI to the publisher's website.
- The final author version and the galley proof are versions of the publication after peer review.
- The final published version features the final layout of the paper including the volume, issue and page numbers.

[Link to publication](#)

**General rights**

Copyright and moral rights for the publications made accessible in the public portal are retained by the authors and/or other copyright owners and it is a condition of accessing publications that users recognise and abide by the legal requirements associated with these rights.

- Users may download and print one copy of any publication from the public portal for the purpose of private study or research.
- You may not further distribute the material or use it for any profit-making activity or commercial gain
- You may freely distribute the URL identifying the publication in the public portal.

If the publication is distributed under the terms of Article 25fa of the Dutch Copyright Act, indicated by the "Taverne" license above, please follow below link for the End User Agreement:

[www.tue.nl/taverne](http://www.tue.nl/taverne)

**Take down policy**

If you believe that this document breaches copyright please contact us at:

[openaccess@tue.nl](mailto:openaccess@tue.nl)

providing details and we will investigate your claim.

## **A Multi-Item Approach to Repairable Stocking and Expediting in a Fluctuating Demand Environment**

Joachim Arts

Beta Working Paper series 476

BETA publicatie	WP 476 (working paper)
ISBN	
ISSN	
NUR	804
Eindhoven	June 2015

# A Multi-Item Approach to Repairable Stocking and Expediting in a Fluctuating Demand Environment

Joachim Arts<sup>1</sup>

<sup>1</sup>Eindhoven University of Technology, School of Industrial Engineering, j.j.arts@tue.nl

May 27, 2015

## Abstract

We consider a single inventory location where multiple types of repairable spare parts are kept to service several different fleets of assets. Demand for each part is modeled by a Markov modulated Poisson process (MMPP). Each fleet has a target for the maximum expected mean number of assets down for lack of a spare part. The inventory manager can meet this target by stocking repairables and by expediting the repair of parts. Expedited repairs have a shorter lead time. There are multiple repair shops (or departments) that handle the repair of parts and the mean number of expedited repairs that can be requested per time unit is constrained per repair shop. A dual-index policy makes stocking and expediting decisions that depend on demand fluctuations for each spare part type. We formulate the above problem as a non-linear non-convex integer programming problem and provide an algorithm based on column generation to compute feasible solutions and tight lower bounds. We show how to use the MMPP to model demand fluctuations in this and other settings, including a moment fitting algorithm. We quantify the value of lead time flexibility and show that effective use of this flexibility can yield cost reductions of around 25%.

**Keywords:** repair, inventory, spare parts, column generation, maintenance, Markov modulated Poisson process

## 1. Introduction

Service and manufacturing operations rely heavily on the availability of equipment such as aircraft, MRI-scanners, trains, and manufacturing equipment. The owners of such assets need to keep their equipment up and running as efficiently as possible. This is usually done by replacing defective components with ready for use components. The defective component is often expensive and therefore it is repaired so it can be used again. Such components are called *repairables*. and the working method described above is called *repair-by-replacement*. A sufficiently large number of spare repairables are needed to make such

a system work, in particular to ensure a sufficiently high levels of availability of capital assets. Buying sufficient repairables of all types needed to maintain a fleet of equipment is a major investment decision for firms with capital assets, because repairables are expensive.

The amount of spare repairables to buy is not the only major decision that affects the availability of capital assets. The repair of parts is usually done in house by several repair shops organized according to technical disciplines. For example, large airlines have repair shops for, amongst others, mechanical parts, avionics, and pneumatics. Our research has been inspired in particular by NedTrain, the maintenance division for rolling stock for the Dutch railways. NedTrain also invests in repairable spare parts and has repair shops for mechanical parts, compressors, pneumatics, low voltage electronics, and high voltage electrical systems amongst others. The repair operations in these shops affect the availability of several fleets of trains. At the operational level, the inventory and repair shop planners coordinate to make sure repair priority is given to parts for which the inventory is most likely to run out in the near future.

The objective of this paper is to present a tractable optimization model that assists decision makers in answering the following questions

1. How many spare parts should we buy of each repairable type?
2. When should we expedite the repair of a given repairable type?

We assume the decision maker has to make these decisions for several fleets of equipment (e.g. local trains and long distance trains), and across parts that use different repair resources (e.g. pneumatics and electronics). The objective of the decision maker is to minimize the costs involved with purchasing or holding repairable spare parts while:

- meeting a service level in the form of a maximum average number of backorders for each fleet, and
- keeping the load imposed on each repair resource due to expedited orders below a set target level.

Note that this stocking problem cannot be resolved for each fleet separately because repairables that belong to different fleets (may) use the same resources for repair. We consider a setting where repair resources are flexible and model this through the possibility to request regular repair or expedited repair when sending a defective part to the repair shop. Expedited repairs have a shorter lead time than regular repairs. Since the flexibility of a repair resource is limited, there is a constraint on the amount of repair work that can be expedited per time unit for each repair resource. We refer to the amount of work that a repair resource handles per time unit as the load. Repairables from different fleets compete for the opportunity to load a repair resource with expedited orders.

Demand for a single type of repairable spare part usually fluctuates over time. These demand fluctuations arise for several reasons such as periodic inspections, usage patterns of equipment over time and the season of year. Slay and Sherbrooke (1988) observe empirically that demand for aircraft parts is

non-stationary, and our experience with NedTrain also shows demand for many parts is non-stationary. When the reasons for demand fluctuations are understood, expediting decisions can be made to anticipate these fluctuations and to make effective use of repair resources.

In this article, we provide a mathematical model for the decision problem described above. This model has been conceived with an application at NedTrain in mind. We emphasize however that the applicability of the model and results in this article extend to other companies that maintain their own equipment. We will illustrate the need, as well as the application of the model, using an example that runs throughout this entire article. This example is about a fictitious railway company. We finish this introduction by starting this example. The rest of the article is organized as follows. §2 reviews related literature and positions the contribution of this article with respect to existing literature. The mathematical model is provided in §3. The analysis of the model is in §4. Computational results of the model are provided in §5 and concluding remarks are offered in §6.

**Example 1.** *The railway company Thomas&Co needs new trains to replace locomotives with pulled carriages. They decide to buy 100 trains from Liam Engineering Inc., and plan to use those for the next 30-40 years on long distance train services. Along with this order of 100 trains, Liam Engineering Inc. offers the possibility to buy (repairable) spare parts at a considerably discounted price. Thomas&Co would like to buy repairable spare parts at this discounted price and is taking this opportunity to decide on the stocking levels of repairables for the new fleet, as well as to reconsider the stocking levels for repairables of other fleets.*  $\diamond$

## 2. Literature review and contribution

Multi-item repairable inventory models are abundant in literature. We refer the reader to the books of Sherbrooke (2004), Muckstadt (2005) and Van Houtum and Kranenburg (2015), and review papers by GuideSrivastava1997, Kennedy et al. (2002) and Basten and Van Houtum (2014) for a broad overview. In this section, we briefly discuss literature with similar modeling assumptions and literature that expounds on or uses similar solution methods as those used in this article. On the modeling side, the main contributions of this article are the fluctuating demand model and the use of a dynamic expediting policy that depends on demand fluctuations. On the analysis side, we decompose the problem per item via a column generation algorithm. Therefore, this section is organized around three main topics: fluctuating demand (§2.1), repair expediting and scheduling policies (§2.2), and decomposition and column generation algorithms (§2.3).

### 2.1 Fluctuating demand

Demand for repairables that fluctuates over time has been considered before in a series of models developed by the RAND corporation under the name Dyna-METRIC (Hillestad, 1982; Carillo, 1989; Isaacson and

Boren, 1993). Initially, these models were based on an extension of Palm's theorem for non-stationary Poisson processes, but these efforts eventually developed into simulation models that do not allow efficient optimization. In the Dyna-METRIC approach, demand is a non-stationary Poisson process, but the Poisson demand rate is a deterministic function of time. Rather than performing steady-state analysis, the Dyna-METRIC approach is to perform a transient analysis at some particular point in time that is chosen by the modeler. The Dyna-METRIC model does not include the possibility to expedite repair. Demand fluctuations are therefore only buffered by holding inventory.

A similar approach is followed by Lau and Song (2008) with two exceptions: They also model the finite repair capacity using queueing approximations and they evaluate the transient behavior of the system at several points of interest rather than only one. For their extensions to Dyna-METRIC, they take heuristic and approximative approaches.

Our work differs from these contributions because demand fluctuations are modeled by a Markov modulated Poisson process. This resembles practice more closely as the intensity of demand over time behaves as a stochastic process rather than a deterministic function. Additionally, our model deals with these demand fluctuations not only by holding repairable inventory, but also by using the possibility to expedite repair. Our modeling also allows us to evaluate our system exactly and compute tight lower bounds on optimal system performance. The use of the Markov modulated Poisson process to model demand for inventory systems has already been advocated by Song and Zipkin (1993). However, no practical fitting algorithms have been provided for modeling demand. (There are, however, practical fitting algorithms for the MMPP process in the context of communication networks; see e.g. Heffes and Lucantoni (1986); Meier-Hellstern (1987); Yoshihara et al. (2001); Nelson and Gerhardt (2010)) We provide two practical fitting procedures. The first is based on the maintenance and repair setting and uses information from maintenance planning. The second procedure is a moment fitting procedure that fits on demand over the lead-time.

## 2.2 Expediting and repair scheduling policies

The possibility to either expedite repair or prioritize the scheduling of repairs in the repair shop has been considered many times, mostly under the assumption of fixed given turn-around stock levels (Hausman and Scudder, 1982; Scudder, 1986; Scudder and Chua, 1987; Pyke, 1990; Tiemessen and Van Houtum, 2012; Liang et al., 2013). In these contributions, the repair shop is modeled by a finite server queue. Given a limited capacity, the question becomes: How should limited repair capacity be allocated to repair jobs of various types, i.e., which repair jobs deserve priority?

As observed by Tiemessen and Van Houtum (2012), even for fixed given turn-around stock levels, computing optimal priority rules, or evaluating a given rule, requires computation times that grow exponentially in the number of different repairable types. Also the derivation of structural properties of optimal policies or evaluation of heuristic policies is limited to cases with only two repairable types (e.g.

Zheng and Zipkin, 1990; Veatch and Wein, 1996; Ha, 1997). Accordingly, most contributions in this area use simulation to study heuristic priority rules. All these authors report that system performance increases substantially by using various priority rules. Hausman and Scudder (1982) and Tiemessen and Van Houtum (2012) both point out that substantial stock reductions should be possible as a result of using an effective priority rule. Under *static* priority rules, the priority of a spare part depends on its type only. Under these relatively simple rules, Sleptchenko et al. (2005) and Adan et al. (2009) have shown numerically that significant reductions in inventory investment are possible compared to simple first come first serve scheduling of repair jobs. More sophisticated priority rules also consider the on-hand inventory and expected future demand in deciding the priority of a part. These *dynamic* priority rules are essentially mechanisms that change the repair lead time of an item based on current on-hand stock and estimated future demand. In this regard, the possibility to schedule repairs can be interpreted as providing lead time flexibility. The expediting policy in our model provides this lead time flexibility, but does not suffer from the tractability issues that dynamic priority queueing models suffer from.

We retain tractability because we assume a rather simple priority rule and refrain from explicitly modeling the queueing behavior that occurs in the repair shop. If the repair shop is external to the company holding inventory, this is a natural modeling choice, but even when the repair shop is internal to the company, this model has merit: In many organizations, the repair shop and inventories are managed separately. Coordination of repair priorities often happens implicitly through lead time agreements between the inventory manager and the repair shop manager. Our model is a first step in explicitly considering the effect of smart priority rules when deciding on turn-around stocks. A simulation study at NedTrain shows that our model is also a good approximation under more sophisticated priority rules (Loeffen, 2012).

The possibility to expedite the repair of a part without considering queueing effects in the repair shop has been considered previously by Verrijdt et al. (1998), but their policy only depends on the on-hand inventory of a part and considers Poisson demand only. Moinzadeh and Schmidt (1991) study the same policy that we use, but in the context of deterministic lead times and Poisson demand. Song and Zipkin (2009) show that the model of Moinzadeh and Schmidt (1991) can be reinterpreted as a special type of queueing network for which a product-form solution exists. This observation allows them to significantly generalize the model of Moinzadeh and Schmidt (1991), but it does not allow expediting policies that somehow depend on demand fluctuations. The expediting policy we propose in this article, does depend on demand fluctuations, and is shown to be optimal under certain conditions described in Arts et al. (2014). The merit of this rule is that it captures the essential trade-off involved in dynamically scheduling repair of spare parts, while being sufficiently simple to make the problem of deciding inventory levels tractable.

## 2.3 Decomposition and column generation

Decomposition and column generation is a general technique to deal with optimization problems that have a Lagrangian that can be decomposed. The most straightforward way of dealing with such problems is by manipulating the Lagrange multipliers as suggested by Everett (1963) and later by Fisher (1981). Brooks and Geoffrion (1966) show that one efficient way of finding the best Lagrange multipliers is via setting up a linear program in which each variable corresponds to a solution for each of the parts that compose the Lagrangian. The Lagrange multipliers then correspond to shadow prices (or dual variables) of the linear program. The algorithm we present in this article is based on that idea.

In the context of spare parts inventory optimization, decomposition and column generation has been used as early as in the seminal paper of Sherbrooke (1968) to solve the METRIC model, where the Lagrangian is decomposable per spare part type. Essentially, the technique reduces the original optimization problem that encompasses many types of repairables, to repeatedly solving a single-item inventory problem for each repairable. Usage of this technique for spare part inventory optimization problems has found much recent following, e.g. Kranenburg and Van Houtum (2007, 2008); Alvarez et al. (2013a,b). In all these papers (including Sherbrooke (1968)), there is one or more service level constraints that need to be achieved by all parts collectively (rather than individually). After moving these service level constraints to the objective by taking the Lagrangian, the best Lagrange multipliers are found via dual variables in a linear programming relaxation of the problem. (See also Dantzig and Wolfe (1960) and Lübbecke and Desrosiers (2005) for a more general and thorough treatment of this technique.)

We use the same technique to find a lower bound and a feasible solution for our model. Different from all the papers mentioned in the previous paragraph, different repairable items are not only linked because of a collective service level, but also through the expediting load that they have on one or more repair resources. This is a merit of how our model is set up: Our expediting rule mimics the dynamic priorities given to repairs but allows for tractable analysis through the technique of decomposition and column generation.

## 2.4 Statement of contributions

Our model captures the following features for the first time in multi-item inventory problems of industrial size:

1. Demand intensity that fluctuates over time as a stochastic process as modeled by the Markov modulated Poisson process
2. The repair of items can be expedited, and the expediting policy depends on what we know about demand fluctuations.



3. Decisions for stocking and expediting repairables affect decision for parts that belong to different fleets of assets because they share the same resource for repair.

With regards to the first item, we also provide two new fitting procedures to model demand with a Markov modulated Poisson process. The first procedure is specific to the repair context and requires information on the maintenance regime of assets. The second is a generic moment fitting procedure that can also be used in different contexts.

With regards to the second and third item: We provide a formulation that yields a tight lower bound on the optimal solution and near optimal feasible solutions. The formulation is tractable because it relies on modeling repair shop flexibility through lead time differentiation. This approach allows us to decompose the problem and use column generation algorithms. The approach has been applied to an industrial case study at NedTrain, see Van Aspert (2014).

Finally, our numerical work shows that explicitly considering lead time flexibility as a tool to anticipate demand fluctuations can decrease the investment required to meet a certain service level by as much as 25% on average across a large test bed.

### 3. Model

In this section, we model our problem and illustrate most modeling steps by continuing the example started in the introduction. We start with some notation and preliminaries in §3.1. Then we discuss the control policy we use for each repairable type in §3.2. Fluctuating demand models are discussed in §3.3. We conclude this section by formally stating our optimization problem in §3.4.

#### 3.1 Notation and preliminaries

We consider several fleets of assets for which we keep repairable spare parts on stock. We denote the set of fleets by  $A$  and the set of repairable items by  $I$ . We refer to each element of  $I$  as a stock keeping unit (SKU). The set of SKUs used to maintain fleet  $a \in A$  is denoted  $I_a^A$ . There is a set of repair resources,  $C$ , that are used to repair defective parts. The items that load repair resource  $c \in C$  are contained in the set  $I_c^C$ . We will assume that  $I_a^A$  and  $I_c^C$  partition the set of all SKUs, that is  $\cup_{c \in C} I_c^C = \cup_{a \in A} I_a^A = I$  and  $\cap_{c \in C} I_c^C = \cap_{a \in A} I_a^A = \emptyset$ . This assumption is not essential to the analysis, but it considerably simplifies notation and presentation.

Each SKU  $i \in I$  faces Markov modulated Poisson demand. This means that demand for SKU  $i$  is a Poisson process whose intensity varies with the state of an exogenous Markov process  $Y_i^t$ . The Markov process  $Y_i^t$  is irreducible and has a finite state space  $\Theta_i = \{1, \dots, |\Theta_i|\}$  with generator matrix  $\mathbf{Q}_i$  whose elements we denote by  $q_i(m, n)$ . For notational convenience, we define  $q_i(m) = -q_i(m, m)$  and  $q_i^{\max} = \max_{m \in \Theta_i} q_i(m)$ . When  $Y_i^t = y$ , the intensity of Poisson demand at time  $t$  is given by  $\lambda_i(y) \geq 0$ ;

$\lambda_i = (\lambda_i(1), \dots, \lambda_i(|\Theta|))$ ,  $\lambda_i(y) > 0$  for at least one  $y \in \Theta_i$  and  $\lambda_i^{\max} = \max_{y \in \Theta_i} \lambda_i(y)$ . We denote demand for SKU  $i$  in the time interval  $(t_1, t_2]$  given  $Y_i^{t_1} = y$  as  $D_i^y(t_1, t_2)$ . Note that  $Y_i^{t_1}$  provides information about the distribution of demand in the interval  $(t_1, t_2]$ ,  $t_2 > t_1$ . We assume that  $Y_i^t$  can be observed directly for all  $i \in I$  and provides a form of aggregated advance demand information. Example 3, shows an example of how demand might fluctuate over time. We address how to model such demand and provide examples in §3.3.

There exists a regular and an expedited repair option for each SKU  $i \in I$ . The expedited repair lead time for SKU  $i$  is deterministic and denoted by  $\ell_i$ . The expedited repair lead time may represent things such as the transport time and the repair time or a lead time agreed upon with an external company that provides emergency repair service. We also refer to using the expedited repair mode as expediting repair. The regular repair lead time of SKU  $i$  consists of the emergency repair lead time  $\ell_i$ , and a random component of length  $L_i$ . The random variable  $L_i$  has an exponential distribution with mean  $1/\mu_i$ .  $L_i$  models such things as the time that a part waits for resources to become available in the repair shop or the lead time difference between regular and emergency repair lead times as contracted with an external repair shop. The assumption that  $L_i$  has an exponential distribution, seems rather restrictive, but numerical evidence in Arts et al. (2014) suggests that it is not a very strong assumption at all as the performance of the system seems rather insensitive to the exact distribution of  $L_i$  for a fixed mean. The inventory manager knows for each repair order of SKU  $i$  when  $L_i$  has lapsed, and the remaining lead time of an order is  $\ell_i$ .

Of each SKU  $i$ , we already own  $S_i^{LB}$  parts. The main decision variables are the total number of parts to own for each SKU. This is denoted by  $S_i$  for SKU  $i \in I$  and is also referred to as the turn-around stock. For each SKU  $i \in I$  there is an acquisition price  $C_i^a$  for buying additional spare repairables.

Each repair of an SKU  $i \in I_C^C$  part, imposes a ‘load’ of  $u_i$  on repair resource  $c \in C$ . We use the term ‘load’ for  $u_i$ , but the interpretation of  $u_i$  can vary broadly. To illustrate this, consider for example the following two scenarios:

- Repair is performed by an external repair shop and the repair lead time may be shortened in exchange for an increased price for the repair. However, there is a maximum target on the amount of money that can be used for requesting expedited lead times from external parties. In this case, the repair resource  $c$  might be this annual target for expedited repairs expenses and  $u_i$  is the additional cost of an expedited repair over a regular repair.
- Repairs are conducted by a repair shop within the company. This repair shop can expedite the repair of certain parts upon request, as long as the load imposed on the repair shop by expedited repairs is limited. Manpower is the bottleneck in the repair shop. The load imposed on the repair shop  $u_i$  could then be man hours required for the repair of a SKU  $i \in I_C^C$  part.

For each repair resource  $c \in C$  there is maximum  $\mathcal{E}_c^{\max}$  on the load this repair resource is allowed to

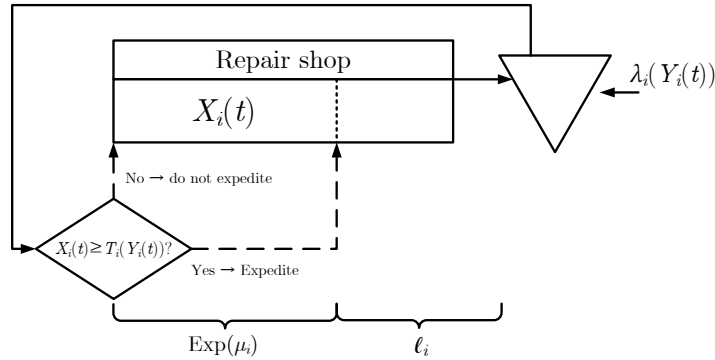


Figure 1: A graphical representation of the model for a single item.

experience due to expedited repair orders.

Table 1 summarizes the notation we have introduced so far as well as notation we will introduce later.

Now we return to our example to put all this notation in some perspective

**Example 2.** *Thomas&Co already has a fleet of 200 trains that are used for services with many stops. This fleet is called VILLAGE, while the fleet of 100 trains they are about to buy is called CITY. Now  $A = \{\text{CITY}, \text{VILLAGE}\}$ . All mechanical repairs are done in an internal repair shop, while the repair of climate and airconditioning units is outsourced to an external company. Therefore,  $C = \{\text{OUTSOURCE}, \text{MECHANIC}\}$ . Manpower is the bottleneck in the internal repair shop so  $u_i$  is measured in man hours if  $i \in I_{\text{MECHANIC}}^C$ . If  $i \in I_{\text{OUTSOURCE}}^C$ , then  $u_i$  is measured in EUROS. Thomas&Co has gathered all this data as shown in Table 2. Note that from Table 2 we can also read that  $I_{\text{MECHANIC}}^C = \{2, 3, 5, 6\}$ ,  $I_{\text{OUTSOURCE}}^C = \{1, 4\}$ ,  $I_{\text{VILLAGE}}^A = \{1, 2, 3\}$ , and  $I_{\text{CITY}}^A = \{4, 5, 6\}$ . The data not shown in Table 2 is that  $\ell_i = 2$  and  $\mathbb{E}[L_i] = 3$  for all  $i \in I$ . In the next example, we will consider demand data.*  $\diamond$

### 3.2 Control policy

Let  $X_i(t)$  be the number of parts of SKU  $i$  that have been sent to regular repair and have not yet completed the exponential phase of their repair at time  $t$ . As control policy for each SKU  $i$ , we propose to place a replenishment order whenever demand occurs, i.e. we use a  $(S_i - 1, S_i)$  replenishment policy. For the expediting policy, we propose to expedite whenever  $X_i(t)$  exceeds some threshold that depends on  $Y_i(t)$ , i.e. replenishment orders are expedited at time  $t$  if  $X_i(t) \geq T_i(y)$  when  $Y_i(t) = y$ . Thus the control policy for any SKU  $i$  can be described by the turn-around stock  $S_i$  and a vector  $\mathbf{T}_i = (T_i(1), T_i(2), \dots, T_i(|\Theta_i|))$  containing the expediting thresholds for each modulating state. The stochastic process  $X_i(t)$  depends on  $\mathbf{T}_i$  and so we will write this explicitly:  $X_i^{\mathbf{T}_i}(t)$ . Figure 1 gives a graphical representation of the control policy for any SKU  $i$ . The combined policy is denoted by  $(S_i, \mathbf{T}_i)$  and can also be reinterpreted as a state dependent *dual-index policy* as has also been noted in Arts et al. (2014).

Table 1: Overview of notation

Sets	
$I$	: Set of all SKUs.
$A$	: Set of all fleets.
$C$	: Set of all types of repair shop resources.
$I_a^A$	: Set of SKUs used to maintain fleet $a \in A$ .
$I_c^C$	: Set of SKUs that load repair resource $c \in C$ .
$\Theta_i$	: Set of modulating states of the Markov modulating chain of demand for SKU $i \in I$
Input Parameters	
$\lambda_i(y)$	: Demand intensity for SKU $i \in I$ when $Y_i(t) = y \in \Theta_i$
$\boldsymbol{\lambda}_i$	: The vector $(\lambda_i(1), \lambda_i(2), \dots, \lambda_i( \Theta_i ))$
$\lambda_i^{\max}$	: $\max_{y \in \Theta_i} \lambda_i(y)$ for SKU $i \in I$
$\mathbf{Q}_i$	: Generator matrix of the modulating process $Y_i(t)$ of SKU $i \in I$
$q_i(m, n)$	: The element of row $m$ column $n$ of $\mathbf{Q}_i$ , $i \in I$
$q_i(m)$	: $-q_i(m, m)$
$q_i^{\max}$	: $\max_{m \in \Theta_i} q_i(m)$
$\ell_i$	: The (deterministic) expedited repair lead time of SKU $i \in I$
$\mu_i^{-1}$	: Mean of the additional regular repair lead time, $\mathbb{E}[L_i]$ ; (the mean regular repair lead time is $\ell_i + \mu_i^{-1}$ )
$S_i^{LB}$	: Lower bound on the size of the turn-around-stock for SKU $i \in I$
$C_i^a$	: Acquisition costs for SKU $i \in I$
$u_i$	: Resource load associated with the repair of SKU $i \in I$
$\mathcal{B}_a^{\max}$	: The maximally allowed mean number of backorders over all SKUs $i \in I_a^A$ for $a \in A$ .
$\mathcal{E}_c^{\max}$	: The maximally allowed mean resource loading resulting from repair expediting over all items $i \in I_c^C$ for expediting resource $c \in C$ .
Decision variables	
$S_i$	: Size of the turn-around-stock for SKU $i \in I$
$T_i(y)$	: Expediting threshold for SKU $i \in I$ when $Y_i(t) = y \in \Theta_i$
$\mathbf{T}_i$	: The vector $(T_i(1), T_i(2), \dots, T_i( \Theta_i ))$
Output of model	
$X_i^{\mathbf{T}_i}(t)$	: The number of parts of SKU $i \in I$ in regular repair at time $t$ and not arriving to inventory before time $t + \ell_i$ under an expediting policy with thresholds $\mathbf{T}_i$ .
$B_i^{(S_i, \mathbf{T}_i)}(t)$	: Random variable that denotes the number of backorders of SKU $i$ at time $t$ under policy $(S_i, \mathbf{T}_i)$ ;
$D_i^y(t_1, t_2)$	: Demand for SKU $i \in I$ in the interval $(t_1, t_2]$ given $Y_i^{t_1} = y \in \Theta_i$
$L_i$	: Additional regular repair lead time; has exponential distribution with mean $\mu_i^{-1}$
$\mathcal{B}_i^{(S_i, \mathbf{T}_i)}$	: Expected number of backorders of SKU $i \in I$ , $\lim_{t \rightarrow \infty} \mathbb{E}[B_i^{(S_i, \mathbf{T}_i)}(t)]$
$\mathcal{E}_i^{\mathbf{T}_i}$	: Expected number of repairs of SKU $i \in I$ that are expedited per unit time $\sum_{y \in \Theta_i} \lambda_i(y) \mathbb{P}(X_i^{\mathbf{T}_i} \geq T_i(y)   Y_i = y) \mathbb{P}(Y_i = y)$

**Table 2:** Input data for Thomas&Co

SKU#	Description	$C_i^a$ (kEURO)	Fleet	Repair Resource	$u_i$	$S_i^{LB}$
1	Climate unit	30	VILLAGE	OUTSOURCE	500	2
2	Electro motor	45	VILLAGE	MECHANIC	16	1
3	Break set	5	VILLAGE	MECHANIC	4	5
4	Airconditioning unit	10	CITY	OUTSOURCE	500	0
5	Electro motor	30	CITY	MECHANIC	16	0
6	Break set	2	CITY	MECHANIC	4	0

The state dependent dual-index policy we propose is actually optimal under a linear backordering and expediting cost structure as shown in Theorem 1 of Arts et al. (2014). Furthermore, their numerical study shows that the performance of a state dependent dual-index policy is rather insensitive to the assumption that  $L_i$  has an exponential distribution, i.e. both the performance evaluation error and optimality gap for similar systems where  $L_i$  has a different distribution with the same mean are small (within 2.76% and 0.70% respectively over a large test bed).

Under a  $(S_i, \mathbf{T}_i)$  policy,  $(X_i^{\mathbf{T}_i}(t), Y_i(t))$  is a Markov process on

$$\mathcal{S}_i = \left\{ (x, y) \mid x \in \left\{ 0, \dots, \max_{k \in \Theta_i} T_i(k) \right\}, \quad y \in \Theta_i \right\}.$$

The Markov process  $(X_i^{\mathbf{T}_i}(t), Y_i(t))$  has three types of transitions:

1. Transitions from  $(x, y)$  to  $(x + 1, y)$  which occur with intensity  $\lambda_i(y)$  if  $x < T_i(y)$
2. Transitions from  $(x, y)$  to  $(x - 1, y)$  which occur with intensity  $x\mu_i$  if  $x > 0$
3. Transitions from  $(x, y)$  to  $(x, y')$  which occur with intensity  $q_i(y, y')$  if  $y, y' \in \Theta_i$  and  $y \neq y'$ .

The joint steady state distribution of  $(X_i^{\mathbf{T}_i}(t), Y_i(t))$  can be determined from these transition intensities. When we drop the time superscript  $t$ , we refer to the steady state random variables. With the distribution of  $(X_i^{\mathbf{T}_i}, Y_i)$ , we can determine the performance of a SKU  $i \in I$  in terms of the expected backorders and the expected number of repairs of that are expedited per time unit under policy  $(S_i, \mathbf{T}_i)$ .

Let  $B_i^{(S_i, \mathbf{T}_i)}(t)$  denote the number of backorders of SKU  $i \in I$  at time  $t$  under policy  $(S_i, \mathbf{T}_i)$ . It satisfies

$$B_i^{(S_i, \mathbf{T}_i)}(t + \ell_i) = \left( D_i^{Y_i(t)}(t, t + \ell_i) - \left( S_i - X_i^{\mathbf{T}_i}(t) \right)^+ \right)^+, \quad (1)$$

and so the expected number of backorders of SKU  $i \in I$  in steady state,  $\mathcal{B}_i^{(S_i, \mathbf{T}_i)}$ , satisfies:

$$\mathcal{B}_i^{(S_i, \mathbf{T}_i)} = \lim_{t \rightarrow \infty} \mathbb{E} \left[ B_i^{(S_i, \mathbf{T}_i)}(t + \ell_i) \right] = \mathbb{E}_{Y_i} \mathbb{E}_{X_i^{\mathbf{T}_i}} \left[ \left( D_i^{Y_i}(t, t + \ell_i) - S_i + X_i^{\mathbf{T}_i} \right)^+ \mid Y_i \right]. \quad (2)$$

Equation (2) can be evaluated after noting that the probability mass function of  $D_i^y(t, t + \ell_i)$  can be computed by numerical inversion of a generating function. Details of this are provided in Appendix A.

Next consider the expected number of repairs that are expedited per time unit of SKU  $i \in I$ , and denote it by  $\mathcal{E}_i^{\mathbf{T}_i}$ . (Note that  $\mathcal{E}_i^{\mathbf{T}_i}$  depends on  $\mathbf{T}_i$  only, not on  $S_i$ .) We have:

$$\mathcal{E}_i^{\mathbf{T}_i} = \sum_{y \in \Theta_i} \lambda_i(y) \mathbb{P}(X_i(\mathbf{T}_i) \geq T_i(y) | Y_i = y) \mathbb{P}(Y_i = y). \quad (3)$$

$\mathcal{B}_i^{(S_i, \mathbf{T}_i)}$  and  $\mathcal{E}_i^{\mathbf{T}_i}$  can be evaluated in many ways. In §5, we use value iteration to compute  $\mathcal{B}_i^{(S_i, \mathbf{T}_i)}$  and  $\mathcal{E}_i^{\mathbf{T}_i}$ .

### 3.3 Markov Modulated demand models and fitting

Fitting a MMPP demand model to data has not received much attention in the literature. Fitting procedures do exist, but these are geared primarily to applications of queueing models in telecommunication systems (e.g. Heffes and Lucantoni, 1986; Meier-Hellstern, 1987; Yoshihara et al., 2001; Nelson and Gerhardt, 2010). Using Markov modulated demand in the context of inventory problems has been advocated by Song and Zipkin (1993) and Zipkin (2000). However, practical algorithms to fit MMPP demand models to data have not been provided in the literature. In this section, we provide two fitting techniques. The first fitting procedure in §3.3.1 is specific for the maintenance context of this thesis. The second fitting procedure in §3.3.2 is a moment fitting procedure, that we believe can also be useful outside of the setting considered in this article.

#### 3.3.1 Fitting based on maintenance strategy and installed base

The fitting procedure we describe is best understood by first considering an example.

**Example 3.** *For the SKUs in Table 2, Maintenance engineers at Thomas&Co are asked to assess what the demand will behave like over the next 30-40 years. From past experience, they know that break sets need to be replaced on each train approximately every year and so they expect a relatively steady demand of  $200/50 = 4$  for SKU 3 and  $100/50 = 2$  parts per week for SKU 6. (We work with a year of 50 weeks.) An airconditioning unit (SKU 4) is estimated to fail due to random causes about once every 5 years. Over the entire fleet, this means that demand due to failure maintenance will be about  $\frac{1}{5}100/50 = 0.4$  parts per week. Additionally, the maintenance engineers expect that the airconditioning units of the entire CITY fleet will need to be overhauled roughly every 4 years. They warn that this will lead to peaks in demand during overhaul periods. How high this peak will be, depends on the length of the overhaul period. Currently, revision periods are planned to last a year. For SKU 5, the CITY electro motor, random failures occur around once every 10 years so they expect a relatively steady demand of  $\frac{1}{10}100/50 = 0.2$  per week. Electro motors require overhaul every 7 or so years, so here too, maintenance engineers insist that*

inventory will be needed to deal with peak demand during overhaul periods. Similar estimates are also available for SKUs 1 and 2: SKU 1 and 2 fail due to random causes once every 4 and 8 years respectively and need to be replaced and overhauled every 4 and 6 years respectively.  $\diamond$

Example 3 illustrates how an understanding of maintenance can improve the understanding of how demand for certain repairables fluctuates. This understanding can then be modeled as the modulating chain for demand. Suppose that demand for repairables behaves as described in Example 3: Demand is relatively steady over some period, until demand peaks because of a revision period in which parts are overhauled preventively. Then a simple MMPP that models demand is the following. Let  $N_a$  denote the number of equipment in fleet  $a \in A$  and consider an SKU  $i \in I_a^A$ . Let  $\lambda_i^{\text{ran}}$  denote the intensity with which any piece of equipment in the fleet fails randomly (i.e. not due to wear out). Wear out failures do not occur because all repairables in the fleet are overhauled during revision periods. The time between revision periods is a random variable  $M_i$  for SKU  $i$ . ( $M_i$  is not deterministic because the time between revision periods is decided upon based on the condition of the fleet.) Once the revision period starts, it lasts  $R_i$  time units and all repairables in the fleet are expected to be replaced and revised during this period.  $R_i$  is also a random variable. If we approximate  $M_i$  and  $R_i$  by exponential random variables a MMPP demand model is given by:

$$\mathbf{Q}_i = \begin{pmatrix} -\mathbb{E}[M_i]^{-1} & \mathbb{E}[M_i]^{-1} \\ \mathbb{E}[R_i]^{-1} & -\mathbb{E}[R_i]^{-1} \end{pmatrix}, \quad \boldsymbol{\lambda}_i^T = \begin{pmatrix} \lambda_i^{\text{ran}} N_a \\ \lambda_i^{\text{ran}} N_a + N_a / \mathbb{E}[R_i] \end{pmatrix}. \quad (4)$$

Rather than using the exponential distribution for  $R_i$  and  $M_i$ , it is possible to use any phase type distribution if appropriate. The restriction of modeling  $R_i$  and  $M_i$  by phase type distributions is rather weak because phase type distributions are dense in the class of all non-negative distributions (Schassberger, 1973). If we choose to model  $M_i$  by an Erlang-2 distribution, we obtain:

$$\mathbf{Q}_i = \begin{pmatrix} -(\frac{1}{2}\mathbb{E}[M_i])^{-1} & (\frac{1}{2}\mathbb{E}[M_i])^{-1} & 0 \\ 0 & -(\frac{1}{2}\mathbb{E}[M_i])^{-1} & (\frac{1}{2}\mathbb{E}[M_i])^{-1} \\ \mathbb{E}[R_i]^{-1} & 0 & -\mathbb{E}[R_i]^{-1} \end{pmatrix}, \quad \boldsymbol{\lambda}_i^T = \begin{pmatrix} \lambda_i^{\text{ran}} N_a \\ \lambda_i^{\text{ran}} N_a \\ \lambda_i^{\text{ran}} N_a + \frac{N_a}{\mathbb{E}[R_i]} \end{pmatrix}. \quad (5)$$

**Example 4.** *Thomas&Co decide to use (4) to model their demand. This yields (time units are weeks):*

$$\begin{aligned} \mathbf{Q}_1 &= \begin{pmatrix} -\frac{1}{200} & \frac{1}{200} \\ \frac{1}{50} & -\frac{1}{50} \end{pmatrix}, & \mathbf{Q}_3 &= 0, & \mathbf{Q}_5 &= \begin{pmatrix} -\frac{1}{350} & \frac{1}{350} \\ \frac{1}{50} & -\frac{1}{50} \end{pmatrix}, \\ \mathbf{Q}_2 &= \begin{pmatrix} -\frac{1}{400} & \frac{1}{400} \\ \frac{1}{50} & -\frac{1}{50} \end{pmatrix}, & \mathbf{Q}_4 &= \mathbf{Q}_1, & \mathbf{Q}_6 &= 0, \end{aligned}$$

and

$$\boldsymbol{\lambda}_1^T = \begin{pmatrix} 1 \\ 5 \end{pmatrix}, \boldsymbol{\lambda}_2^T = \begin{pmatrix} \frac{1}{2} \\ \frac{9}{2} \end{pmatrix}, \boldsymbol{\lambda}_3^T = 4, \boldsymbol{\lambda}_4^T = \begin{pmatrix} \frac{2}{5} \\ \frac{12}{5} \end{pmatrix}, \boldsymbol{\lambda}_5^T = \begin{pmatrix} \frac{1}{5} \\ \frac{11}{5} \end{pmatrix}, \boldsymbol{\lambda}_6^T = 2.$$

$\diamond$

### 3.3.2 Fitting based on moments of demand over expected lead time

One of the drawbacks of the stationary Poisson demand model is that it has only one parameter and so fixing the mean demand per period, also fixes the variance of demand per period. The MMPP allows for fitting arbitrary moments of demand for any finite time span provided that the variation coefficient (variance of demand in that time span divided by the mean demand in that time span) is greater than 1.

Suppose we are given the mean  $\mathbb{E}[D]$  and variance  $\mathbf{Var}[D]$  of demand over some finite time span. Without loss of generality, we scale time such that this time span is exactly one time unit. The following proposition provides a two-state MMPP that fits these moments.

**Proposition 1.** *Let  $X$  be a random variable with mean  $\mu$  and standard deviation  $\sigma$  that satisfy  $\sigma^2/\mu > 1$ . The number of counts during one time unit of a MMPP in steady state with parameters*

$$\mathbf{Q} = \begin{pmatrix} -\beta & \beta \\ \alpha\beta & -\alpha\beta \end{pmatrix}, \quad \boldsymbol{\lambda} = (0, \lambda), \quad (6)$$

*matches the first two moments of  $X$  if  $\alpha$  is fixed to verify*

$$\alpha \geq \kappa \frac{\sigma^2 - \mu}{\mu^2}, \quad (7)$$

*for some  $\kappa \geq 2$ ,  $\lambda$  is fixed as*

$$\lambda = (1 + \alpha)\mu, \quad (8)$$

*and  $\beta$  is fixed as the unique and attractive solution to the fixed point equation*

$$\beta = \frac{\mu \sqrt{2\alpha e^{-(\alpha+1)\beta} (\sigma^2 - \mu) + 2\alpha(\mu - \sigma^2) + \alpha^2 \mu^2 + \alpha \mu^2}}{(\alpha + 1)(\sigma^2 - \mu)}. \quad (9)$$

Appendix B provides the proof of Proposition 1 as well as several figures of the fit that this procedure provides.

## 3.4 Optimization problem

The objective of the manager is to minimize the investment he is about to make in buying repairable spare parts. The constraints are to keep the total expected backorders for each fleet  $a \in A$  below  $\mathcal{B}_a^{\max}$  and to keep the total expected resource loading due to expedited repair orders below  $\mathcal{E}_c^{\max}$  for each repair resource  $c \in C$ . A backorder for a part renders some equipment down. If an expedited repair mode is available for SKU  $i \in I$ , it is unacceptable that any particular backorder for SKU  $i \in I$  lasts longer than  $\ell_i$ . To ensure this never happens, it suffices to ensure that  $T_i(y) \leq S_i$  for each  $i \in I$  and  $y \in \Theta_i$ .



Combining all this leads to the following formal statement of our optimization problem which we call  $P$ :

$$(P) \quad \min_{\{S_i, \mathbf{T}_i | i \in I\}} \sum_{i \in I} C_i^a (S_i - S_i^{LB}) \quad (10)$$

$$\text{subject to} \quad \sum_{i \in I_a^A} \mathcal{B}_i^{(S_i, \mathbf{T}_i)} \leq \mathcal{B}_a^{\max} \quad \forall a \in A \quad (11)$$

$$\sum_{i \in I^C} u_i \mathcal{E}_i^{\mathbf{T}_i} \leq \mathcal{E}_c^{\max} \quad \forall c \in C \quad (12)$$

$$S_i^{LB} \leq S_i \quad \forall i \in I \quad (13)$$

$$T_i(y) \leq S_i \quad \forall i \in I, \forall y \in \Theta_i \quad (14)$$

$$S_i, T_i(y) \in \mathbb{N}_0 \quad \forall i \in I, \forall y \in \Theta_i. \quad (15)$$

We denote the optimal costs to problem  $(P)$  by  $C_P$ . In the next section, we construct a feasible solution with cost  $C_P^{UB}$  for problem  $(P)$  as well as a lower bound,  $C_P^{LB}$ , on the optimal cost of problem  $(P)$ .

**Example 5.** *Thomas&Co would like to adhere to the goals of having  $\mathcal{B}_{\text{VILLAGE}}^{\max} = 1$  and  $\mathcal{B}_{\text{VILLAGE}}^{\max} = 0.5$ . For expediting the repair of climate and airconditioning units (OUTSOURCE repair resource) there is a weekly budget of 200 EUROS,  $\mathcal{E}_{\text{OUTSOURCE}}^{\max} = 200$ . (Note that the ‘loads’ for each SKU  $i \in I$  are provided in Table 2 as discussed in Example 2.) For expediting the repair for the internal repair shop that handles mechanical repairs, the agreement with the repair shop manager is to keep requests for expedited repair orders below the nominal load of 20 man hours per week on average,  $\mathcal{E}_{\text{MECHANIC}}^{\max} = 20$ .  $\diamond$*

## 4. Analysis

The analysis will proceed by giving an algorithm to construct a lower bound for problem  $(P)$  in §4.1. In 4.2, we show how to find a good feasible solution for problem  $(P)$  based on the lower bound constructed in §4.1.

### 4.1 Constructing lower bounds with column generation

To obtain a lower bound for problem  $(P)$ , we first reformulate it to an integer linear program and then relax the integrality constraints. We refer to this problem as the master problem  $(MP)$ . To this end, we introduce the set  $K_i$  of all dual-index policies  $k$  for item  $i$  that respect constraints (13)-(15) of problem  $(P)$ . Policy  $k \in K_i$  has base-stock level and expediting thresholds  $(S_i^k, \mathbf{T}_i^k)$ . We also introduce the decision variable  $x_i^k \in \{0, 1\}$  that indicates whether policy  $k$  is chosen for item  $i$ . If we relax the

integrality constraint on  $x_i^k$ , we obtain the master problem:

$$(MP) \quad \min_{\{x_i^k | i \in I, k \in K_i\}} \sum_{i \in I} C_i^a (S_i^k - S_i^{LB}) x_i^k \quad (16)$$

$$\text{subject to} \quad \sum_{i \in I_a^A} \sum_{k \in K_i} \mathcal{B}_i^{(S_i^k, \mathbf{T}_i^k)} x_i^k \leq \mathcal{B}_a^{\max} \quad \forall a \in A \quad (17)$$

$$\sum_{i \in I_c^C} \sum_{k \in K_i} u_i \mathcal{E}_i^{\mathbf{T}_i^k} x_i^k \leq \mathcal{E}_c^{\max} \quad \forall c \in C \quad (18)$$

$$\sum_{k \in K_i} x_i^k = 1 \quad \forall i \in I \quad (19)$$

$$x_i^k \geq 0 \quad \forall i \in I, \forall k \in K_i.$$

Since  $K_i$  is an infinite set,  $(MP)$  is an infinite dimensional linear program. The way to solve  $(MP)$ , is to introduce a restricted master problem  $(RMP)$  in which we replace  $K_i$  with a finite subset  $K_i^{\text{res}}$  and solve  $(RMP)$  to optimality. Then we consider whether we can improve the solution to  $(RMP)$  by adding policies  $k \in K_i \setminus K_i^{\text{res}}$  to  $K_i^{\text{res}}$ . To see if such policies exist for SKU  $i$ , we need to solve a sub-problem. (This sub-problem is also called the column generation problem or pricing problem.) We let  $p_a$  denote the dual variable of  $(RMP)$  corresponding with fleet  $a \in A$  for constraint (17),  $\rho_c$  denote the dual variable of  $(RMP)$  corresponding with repair resource  $c \in C$  for constraint (18) and  $v_i$  denote the dual variable of  $(RMP)$  corresponding with SKU  $i$  for constraint (19). If  $i \in I_a^A \cap I_c^C$ , then the sub-problem for SKU  $i$  is given by:

$$(SUB(i)) \quad \min_{\{(S_i, \mathbf{T}_i)\}} C_i^a (S_i - S_i^{LB}) - p_a \mathcal{B}_i^{(S_i, \mathbf{T}_i)} - \rho_c u_i \mathcal{E}_i^{\mathbf{T}_i} - v_i$$

$$\text{subject to} \quad S_i^{LB} \leq S_i$$

$$T_i(y) \leq S_i \quad \forall y \in \Theta_i \quad (20)$$

$$S_i, T_i(y) \in \mathbb{N}_0 \quad \forall y \in \Theta_i. \quad (21)$$

If a feasible solution to  $(SUB(i))$  exists with a negative objective value, then the objective of  $(RMP)$  can be improved by adding this solution to  $K_i^{\text{res}}$  and solving  $(RMP)$  with this larger set  $K_i^{\text{res}}$ . An optimal solution to  $(RMP)$  is also an optimal solution for  $(MP)$  if the optimal objective of  $(SUB(i))$  is non-negative for each  $i \in I$ . Since  $(MP)$  is a relaxation of  $(P)$ , we have also found a lower bound for problem  $(P)$  that we denote by  $C_P^{LB}$ .

Note that all policies that yield a negative objective for  $(SUB(i))$  can improve the solution of  $(RMP)$ , so we do not need to solve  $(SUB(i))$  to optimality each time we obtain new dual variables from the restricted master problem. We do need to solve  $(SUB(i))$  to optimality to verify that an optimal solution to  $(RMP)$  is also optimal for  $(MP)$ . The next section treats heuristic and exact methods to solve  $(SUB(i))$ .

### 4.1.1 Solving the sub-problem

The optimization problem ( $SUB(i)$ ) is almost identical to the single-item problem discussed in Arts et al. (2014). The main differences are that:

- ( $SUB(i)$ ) assumes a state dependent dual-index form for the control policy for each item
- The expediting thresholds in ( $SUB(i)$ ) are restricted to be below  $S_i$  rather than any number in  $\mathbb{N}_0 \cap \{\infty\}$ .

However, the methods from Arts et al. (2014) can be applied almost immediately by observing that the form of the policy we assume is actually optimal as shown in Theorem 1 of Arts et al. (2014) and that constraint (20) can be accommodated by setting the constant  $M$  in Arts et al. (2014) equal to  $S_i$ . The exact and heuristic methods Arts et al. (2014) can easily be adapted to solve ( $SUB(i)$ ) by restricting the search over  $S_i$  to be above  $S_i^{LB}$ .

## 4.2 Constructing a good feasible solution

Several methods have been suggested to find a good feasible solution based on a lower bound of the type constructed in the previous section. Kranenburg and Van Houtum (2007) and Kranenburg and Van Houtum (2008) suggest rounding the fractional solution obtained from solving ( $MP$ ) and then performing a local search to find a good feasible solution. More recently, Alvarez et al. (2013a) and Alvarez et al. (2013b) suggest solving the final version of ( $RMP$ ) after all columns have been generated as an integer linear program. Because they found very good results compared to local search algorithms, we also take that approach. To speed up the solution process we use the feasibility pump heuristic (Fischetti et al., 2005) and stop the solution of the integer linear program as soon as a feasible solution with optimality gap<sup>1</sup> of less than 0.5% is found or 1 minute has elapsed (whichever occurs first). This results in a feasible solution to ( $P$ ) that is also an upper bound. We denote the cost of this solution by  $C_P^{UB}$ .

Alvarez et al. (2013a) and Alvarez et al. (2013b) report that this approach is computationally feasible with a commercial solver such as CPLEX. Our approach works well with the GLPK open source solver, even though the performance of this solver is consistently lagging in benchmarks<sup>2</sup>.

**Example 6.** *For the instance of Thomas&Co, we find a lower bound on the optimal cost of  $C_P^{LB} = 851.58$  kEURO. (Note that since all prices of parts are integer multiples of 1000 EURO, 852 kEURO is also a lower bound on the optimal costs of acquiring new repairable parts.) We also found a feasible solution with cost  $C_P^{UB} = 892$  kEURO. This solution is shown in Table 3. The solution in Table 3 is further*

<sup>1</sup>Observe that this optimality gap is with respect to the integer linear programming formulation with a finite number of columns, *not* with respect to the original optimization problem.

<sup>2</sup>See for example the MIPLIB2010 (Koch et al., 2011) benchmark accessible via the benchmark site of Hans Mittelmann: <http://plato.asu.edu/bench.html>

**Table 3:** Feasible solution for the Thomas&Co problem ( $P$ )

SKU#	$S_i$	$T_i(1)$	$T_i(2)$
1	19	19	11
2	4	2	0
3	12	4	-
4	12	12	12
5	2	1	0
6	16	9	-

characterized by  $\sum_{i \in I_{\text{VILLAGE}}^A} \mathcal{B}_i^{(S_i, \mathbf{T}_i)} = 0.940$ ,  $\sum_{i \in I_{\text{CITY}}^A} \mathcal{B}_i^{(S_i, \mathbf{T}_i)} = 0.485$ ,  $\sum_{i \in I_{\text{OUTSOURCE}}^C} \mathcal{E}_i^{\mathbf{T}_i} = 176.231$ , and  $\sum_{i \in I_{\text{MECHANIC}}^C} \mathcal{E}_i^{\mathbf{T}_i} = 19.996$ . The optimality gap  $(C_P^{UB} - C_P^{LB})/C_P^{LB} \cdot 100\% = 4.7\%$ .

## 5. Computational results

We discuss the questions we would like to answer, and the test bed we use in §5.1. We present and discuss the numerical results in §5.2.

### 5.1 Objectives and test bed

The objectives of this numerical study are to:

1. Determine whether the algorithm to find a feasible solution to ( $P$ ) is effective, i.e., determine whether it finds solutions that are close to optimal;
2. Determine whether the algorithm to find a feasible solution to ( $P$ ) is efficient, i.e., determine whether it finds a feasible solution within reasonable time;
3. Determine by how much stock investment can be reduced because of the possibility to expedite repair of parts.

To answer these question, we set up a large test bed of instances. The order of magnitude of problem parameters for our test instances are based on observations made at NedTrain. We introduce the notation  $U(a, b)$  for a uniform random variable on the interval  $(a, b)$ . An overview of how instances in the test bed are generated is shown in Table 4. The total number of instances in the test bed is  $3^5 2^3 = 1944$ . For each combination of parameters 1,2,3,4,5,9, and 10 in Table 4, we generate two instances randomly as follows:

- For each SKU  $i \in I$ , we generate a Markov modulated Poisson demand process with  $\mathbf{Q}$  generated as shown under 7 in Table 4, and  $\lambda$  generated by one of the two option shown under 8 in Table 4. (This is why two instances are generated.);

- Each SKU  $i \in I$  is assigned uniformly at random to a repair resource set  $I_c^C$  for  $c = 1, \dots, |C|$ ;
- For each SKU  $i \in I$ , we generate an acquisition price from  $U(100, 1000)$ ;
- For each SKU  $i \in I$ , set  $u_i = 1$ ;
- The values  $\mathcal{B}_a^{\max}$  and  $\mathcal{E}_c^{\max}$  are set as fractions  $\nu$  and  $\xi$  of the the total expected demand per time unit for the fleet and repair resource respectively as shown under 9 and 10 in Table 4.

**Table 4:** Parameters for test bed instances

Parameter	Values
1 Number of fleets $ A $	1,2,4
2 Number of repair resources $ C $	1,2,4
3 Number of SKUs per fleet $ I_a^A $	20,50,100
4 Mean of additional regular repair lead time, $\mathbb{E}[L_i]$	2,4
5 Expedited repair lead time, $\ell_i$	1,2
6 Acquisition cost for SKU $i \in I$ , $C_i^a$	$U(100, 1000)$
7 Modulating chain generator for SKU $i \in I$ , $\mathbf{Q}_i$	$\begin{pmatrix} -q_1 & q_1 \\ q_2 & -q_2 \end{pmatrix}$ with $q_1 = [U(200, 400)]^{-1}$ , $q_2 = [U(5, 50)]^{-1}$
8 Demand intensity vector for SKU $i \in I$ , $\lambda_i$	$\begin{pmatrix} U(0.01, 0.1) \\ U(0.5, 1.5) \end{pmatrix}$ , $\begin{pmatrix} U(0.01, 0.5) \\ U(1, 2) \end{pmatrix}$ ,
9 Upper bound on backorders for fleet $a \in A$ , $\mathcal{B}_a^{\max}$	$\nu \sum_{i \in I_a^A} \sum_{y \in \Theta_i} \mathbb{P}(Y_i = y) \lambda_i(y)$ for $\nu = 0.05, 0.02, 0.01$
10 Upper bound on expediting load for resource $c \in C$ , $\mathcal{E}_c^{\max}$	$\xi \sum_{i \in I_c^C} \sum_{y \in \Theta_i} \mathbb{P}(Y_i = y) \lambda_i(y)$ for $\xi = 0.2, 0.1, 0.05$

To assess the value of expediting, we create a ‘benchmarking’ instance for each ‘original’ instance of  $(P)$  that we generate. This benchmarking instance is created to be identical to the original instance except that the mean repair lead time of the benchmark instance is less than or equal to the mean repair lead time of the original instance, but such that it is not possible to differentiate repair lead times through expediting. This is achieved as follows. We raise  $\mathcal{E}_c^{\max}$  for each  $c \in C$  of the original instance such that it is feasible (and optimal) to expedite all repairs. We change the expedited lead time to the shortest possible mean repair lead time possible in the original instance which is  $\xi \ell_i + (1 - \xi)(\ell_i + \mathbb{E}[L_i])$ . (Note that this procedure works because  $u_i = 1$  for all  $i \in I$ .)

Now for each generated original instance we compute a feasible solution with cost  $C_P^{UB}$  as described in §4.2 and compare it to the lower bound  $C_P^{LB}$  that is obtained via the method described in §4.1:

$$\%GAP = \frac{C_P^{UB} - C_P^{LB}}{C_P^{LB}} \cdot 100\%. \quad (22)$$

Next we investigate the relative difference with the benchmark instance. We denote a lower bound on the optimal objective of the benchmark instance by  $C_{BENCH}^{LB}$ . We compare  $C_P^{UB}$  with  $C_{BENCH}^{LB}$ :

$$\%VAL = \frac{C_{BENCH}^{LB} - C_P^{UB}}{C_{BENCH}^{LB}} \cdot 100\%. \quad (23)$$

The algorithms described in §§4.1-4.2 were programmed as a single threaded application in  $C$  with GLPK as the solver of both linear and integer linear programs. All computations were carried out on a PC running Windows (32 bit) with Intel Core Duo 2.33 GHz CPU and 4 GB of RAM.

## 5.2 Results

Table 5 shows the results of the computational experiment. For each of the parameters in Table 4 that has several settings, we computed the mean and maximum  $\%GAP$  and  $\%VAL$  as well as the mean and maximum computation time in seconds for each of the settings. We will now discuss objective 1-3 as stated in the previous subsection.

The average optimality gap of our feasible solution is very small at 0.67% but optimality gaps of up to 6.76% do occur. The optimality gap seems to increase with the number of fleets and repair resources. This is not surprising, because  $(MP)$  has  $|I| + |A| + |C|$  constraints and the same number of basic variables in an optimal solution. Because of constraint (19), there is a basic variable for each  $i \in I$ . Therefore, there will be at most  $|A| + |C|$  SKUs for which the optimal solution to  $(MP)$  is fractional. This explains why the optimality gap increases with both  $|A|$  and  $|C|$ . Somewhat surprisingly, the optimality gap does not seem to decrease significantly with  $|I_a^A|$ . This is different from other multi-item spare parts problem where the optimality gap typically does decrease with the number of SKUs considered, (e.g Kranenburg and Van Houtum, 2007, 2008; Alvarez et al., 2013a,b). This can be explained by the fact that we put a time limit of 1 minute on the integer linear programming solver.

The computation times of finding a feasible solution are 86 seconds on average and at most 522 seconds, which is quite acceptable given the size of the problems. It is also convenient that the computation time seems to scale linearly in the number of SKUs. Over 95% of the computation time for solving  $(MP)$  to optimality is spent in solving  $(SUB(i))$ . This task could also be parallelized on modern multi-core processors so that the computation time can be further reduced by a factor equal to the number of cores on a processor.

The value of using expediting to influence repair lead times of repairables is quite valuable with an average benefit of 24.9% and even benefits of up to 49.1%. As was to be expected, the benefits increase with the fraction of total demand that can be expedited and with the expedited lead time. But even the opportunity to expedite 5% of demand leads to average savings of as much as 18.3% compared to static lead times.

**Table 5:** Summary of computational results

Parameter	Values	%GAP		%VAL		CPU time (s)	
		avg	max	avg	max	avg	max
Number of fleets, $ A $	1	0.39	3.00	25.0	48.1	31	154
	2	0.56	6.76	25.0	49.1	76	313
	4	1.05	5.49	24.8	48.2	152	522
Number of repair resources, $ C $	1	0.40	4.54	25.1	49.1	76	473
	2	0.55	3.57	25.1	48.2	85	511
	4	1.04	6.76	24.7	48.1	98	522
Number of SKUs per fleet, $ I_a^A $	20	0.64	5.49	24.7	49.1	38	157
	50	0.68	4.71	25.0	47.9	80	282
	100	0.68	6.76	25.1	47.6	141	522
Fraction of total demand per time unit that may be backordered, $\nu$	0.05	0.72	6.76	24.9	48.2	78	462
	0.02	0.68	5.49	24.8	48.0	88	502
	0.01	0.61	5.26	25.1	49.1	93	522
Fraction of total demand per time unit that may be expedited, $\xi$	0.2	0.88	6.76	32.2	49.1	86	452
	0.1	0.62	4.71	24.3	38.8	88	502
	0.05	0.50	3.72	18.3	31.4	85	522
Expedited repair lead time, $\ell_i$	1	0.70	6.76	28.5	49.1	59	305
	2	0.63	5.26	21.4	42.7	113	522
Random demand intensity vector	$\begin{pmatrix} U(0.01, 0.5) \\ U(1, 2) \end{pmatrix}$	0.72	5.26	28.2	49.1	111	522
	$\begin{pmatrix} U(0.01, 0.1) \\ U(0.5, 1.5) \end{pmatrix}$	0.61	6.76	21.7	41.4	62	281
Additional regular repair lead time, $\mathbb{E}[L_i]$	2	0.69	4.74	20.9	39.4	82	502
	4	0.64	6.76	29.0	49.1	91	522
Total		0.67	6.76	24.9	49.1	86	522

## 6. Conclusion

This article presented an efficient and effective algorithm to determine near optimal turn-around stock levels for a large group of repairable items that are used in the maintenance of several fleets of equipment. The use of expediting to influence the repair lead time of repairables was shown to be quite effective in reducing the stock investment needed to meet service levels for several fleets of equipment.

## Acknowledgements

NedTrain for funded this research and provided input for a real life case study. Martijn van Aspert conducted a case study at NedTrain based on this model.

## References

- J. Abate and W. Whitt. Numerical inversion of probability generating functions. *Operations Research Letters*, 12:245–251, 1992.
- I.J.B.F. Adan, A. Slepchenko, and G.J. Van Houtum. Reducing costs of spare parts supply systems via static priorities. *Asia-Pacific Journal of Operational Research*, 26(4):559–585, 2009.
- E.M. Alvarez, M.C. van der Heijden, and W.H.M. Zijm. The selective use of emergency shipments for service-contract differentiation. *International Journal of Production Economics*, 143:518–526, 2013a.
- E.M. Alvarez, M.C. van der Heijden, and W.H.M. Zijm. Service differentiation in spare parts supply through dedicated stocks. *Annals of Operations Research*, in press, 2013b. URL <http://dx.doi.org/10.1007/s10479-013-1362-z>.
- J.J. Arts, R. Basten, and G.J. Van Houtum. Optimal and heuristic repairable stocking and expediting policies in a fluctuating demand environment. *BETA Working Paper, Eindhoven University of Technology*, 2014. URL [http://cms.ieis.tue.nl/Beta/Files/WorkingPapers/wp\\_446.pdf](http://cms.ieis.tue.nl/Beta/Files/WorkingPapers/wp_446.pdf).
- R.J.I. Basten and G.J. Van Houtum. System-oriented inventory models for spare parts. *Surveys in Operations Research and Management Science*, 19(1):34–55, 2014.
- R. Brooks and A. Geoffrion. Finding Everett’s Lagrange, multipliers by linear programming. *Operations Research*, 14(6):1149–1153, 1966.
- M.J. Carillo. Generalizations of Palm’s theorem and Dyna-METRIC’s demand and pipeline variability. *RAND report*, R-3698-AF, 1989.
- G.B. Dantzig and P. Wolfe. Decomposition principle for linear programs. *Operations Research*, 8:101–111, 1960.



- H. Everett. Generalized Lagrange multiplier method for solving problems of optimum allocation of resources. *Operations Research*, 11(3):399–417, 1963.
- W. Fischer and K. Meier-Hellstern. The Markov-modulated Poisson process (MMPP) cookbook. *Performance Evaluation*, 18:149–171, 1992.
- M. Fischetti, F. Glover, and A. Lodi. The feasibility pump. *Mathematical Programming*, 10(1):91–104, 2005.
- M.L. Fisher. The Lagrangian relaxation method for solving integer programming problems. *Management Science*, 27(1):1–18, 1981.
- A.Y. Ha. Optimal dynamic scheduling policy for a make-to-stock production system. *Operations Research*, 45:42–53, 1997.
- W.H. Hausman and G.D. Scudder. Priority scheduling rules for repairable inventory systems. *Management Science*, 28(11):1215–1232, 1982.
- H. Heffes and D.M. Lucantoni. A Markov modulated characterization of packetized voice and data traffic and related statistical multiplexer performance. *IEEE Journal on Selected Areas in Communications*, 4(6):856–868, 1986.
- R.J. Hillestad. Dyna-METRIC: Dynamic Multi-Echelon Technique for Recoverable Item Control. *RAND report*, R-2785-AF, 1982.
- K.E. Isaacson and P.M. Boren. Dyna-METRIC version 6: An advanced capability assessment model. *RAND report*, R-4214-AF, 1993.
- W.J. Kennedy, J.D. Patterson, and L.D. Fredendall. An overview of recent literature on spare parts inventories. *International Journal of Production Economics*, 76:201–215, 2002.
- T. Koch, T. Achterberg, E. Andersen, O. Bastert, T. Berthold, R.E. Bixby, E. Danna, G. Gamrath, A.M. Gleixner, S. Heinz, A. Lodi, H. Mittelman, T. Ralphs, D. Salvagnin, D.E. Steffy, and K. Wolter. MIPLIB 2010. *Mathematical Programming Computation*, 3:103–163, 2011.
- A.A. Kranenburg and G.J. Van Houtum. Effect of commonality on spare part provisioning costs for capital goods. *International Journal of Production Economics*, 108:221–227, 2007.
- A.A. Kranenburg and G.J. Van Houtum. Service differentiation in spare parts inventory management. *Journal of the Operational Research Society*, 59:946–955, 2008.
- H.C. Lau and H. Song. Multi-echelon repairable item inventory system with limited repair capacity under non-stationary demands. *International Journal of Inventory Research*, 1(1):67–92, 2008.

- W.K. Liang, B. Balcioglu, and R. Svaluto. Scheduling policies for a repair shop problem. *Annals of Operations Research*, 211:273–288, 2013.
- N. Loeffen. Repair shop and inventory control for spare parts: min-max versus a lead time interface agreement. Master’s thesis, Eindhoven University of Technology, 2012. URL [http://alexandria.tue.nl/extra2/afstvers1/tm/Loeffen\\_2012.pdf](http://alexandria.tue.nl/extra2/afstvers1/tm/Loeffen_2012.pdf).
- M.E. Lübbecke and J. Desrosiers. Selected topics in column generation. *Operations Research*, 53(6):1007–1023, 2005.
- K.S. Meier-Hellstern. A fitting algorithm for Markov-modulated Poisson processes having two arrival rates. *European Journal of Operational Research*, 29:370–377, 1987.
- K. Moinzadeh and C.P. Schmidt. An  $(S - 1, S)$  inventory system with emergency orders. *Operations Research*, 39(3):308–321, 1991.
- C. Moler and C. Van Loan. Nineteen dubious ways to compute the exponential of a matrix, twenty-five years later. *SIAM Review*, 45(1):3–49, 2003.
- J.A. Muckstadt. *Analysis and Algorithms for Service Part Supply Chains*. Springer: Berlin, 2005.
- B.L. Nelson and I. Gerhardt. On capturing dependence in point processes: Matching moments and other techniques. *Working Paper*, 2010. URL <http://users.iems.northwestern.edu/~nelson/Publications/GerhardtNelsonSurvey.pdf>.
- D.F. Pyke. Priority repair and dispatch policies for reparable-item logistics systems. *Naval Research Logistics*, 37(1):1–30, 1990.
- R. Schassberger. *Warteschlangen*. Springer, 1973.
- G.D. Scudder. Scheduling and labour assignment policies for a dual-constrained repair shop. *International Journal of Production Research*, 24(3):623–634, 1986.
- G.D. Scudder and R.C.H. Chua. Determining overtime policies for a repair shop. *Omega*, 15(3):197–206, 1987.
- C.C. Sherbrooke. METRIC: A multi-echelon technique for recoverable item control. *Operations Research*, 16(1):122–141, 1968.
- C.C. Sherbrooke. *Optimal inventory modeling of systems: Multi-echelon techniques*. Wiley, 2 edition, 2004.
- F.M. Slay and C. Sherbrooke. The nature of the aircraft component failure process. Technical Report IR701R1, Logistics Management Institute, Washington D.C., 1988.

- A. Sleptchenko, M.C. van der Heijden, and A. van Harten. Using repair priorities to reduce stock investment in spare part networks. *European Journal of Operational Research*, 163:733–750, 2005.
- J.S. Song and P. Zipkin. Inventory control in a fluctuating demand environment. *Operations Research*, 41(2):351–370, 1993.
- J.S. Song and P. Zipkin. Inventories with multiple supply sources and networks of queues with overflow bypasses. *Management Science*, 55(3):362–372, 2009.
- H.G.H. Tiemessen and G.J. Van Houtum. Reducing costs of repairable inventory supply systems via dynamic scheduling. *International Journal of Production Economics*, 143:478–488, 2012.
- M. Van Aspert. Markov, dantzig en wolfe zorgen voor theoretische kostenbesparing van 40 *StatOR*, 2: 14–16, 2014.
- G.J. Van Houtum and B. Kranenburg. *Spare parts inventory control under system availability constraints*. Springer, 2015.
- M.H. Veatch and L.M. Wein. Scheduling a make-to-stock queue: index policies and hedging points. *Operations Research*, 44:634–647, 1996.
- J. Verrijdt, I. Adan, and T. de Kok. A trade off between emergency repair and inventory investment. *IIE Transactions*, 30:119–132, 1998.
- T. Yoshihara, S. Kasahara, and Y. Takahashi. Practical time-scale fitting of self-similar traffic with Markov-modulated Poisson process. *Telecommunication Systems*, 17(1-2):185–211, 2001.
- Y-S. Zheng and P. Zipkin. A queueing model to analyze the value of centralized inventory information. *Operations Research*, 38:296–307, 1990.
- P.H. Zipkin. *Foundations of inventory management*. McGraw-Hill, 2000.

## A. Determining $\mathbb{P}\{D_i^y(t, t + \ell_i) = k\}$

This section has been adapted from Arts et al. (2014). In this section, we show how  $\mathbb{P}\{D_i^y(t, t + \ell_i) = k\}$  can be determined numerically. To this end, let  $p_{y,y'}(k, \ell_e) = \mathbb{P}\{D_i^y(t, t + \ell_i) = k | Y_i(t + \ell_e) = y'\}$  be the  $(y, y')$ -entry of the matrix  $\mathbf{P}(k, \ell_e)$ . Then the matrix generating function  $\tilde{\mathbf{P}}(z, \ell_e) = \sum_{k=0}^{\infty} \mathbf{P}(k, \ell_e) z^k$  satisfies (e.g. Fischer and Meier-Hellstern, 1992):

$$\tilde{\mathbf{P}}(z, \ell_e) = \exp([\mathbf{Q} - (1 - z) \text{diag}(\boldsymbol{\lambda})] \ell_e).$$

A plethora of numerical methods to compute the matrix exponential are discussed in Moler and Van Loan (2003). For the numerical work in this paper, we use the scaling and squaring algorithm with a Padé approximation. The probabilities  $\mathbb{P}\{D_i^y(t, t + \ell_i) = k | Y_i(t + \ell_e) = y'\}$  can be obtained from  $\tilde{\mathbf{P}}(z, \ell_e)$  by numerical inversion using the LATTICE-POISSON algorithm of Abate and Whitt (1992) which uses the approximation

$$\begin{aligned} & \mathbb{P}\{D_i^y(t, t + \ell_i) = k | Y_i(t + \ell_e) = y'\} \\ & \approx \frac{1}{2kr^k} \left\{ \tilde{\mathbf{P}}(r, \ell_e) + (-1)^k \tilde{\mathbf{P}}(-r, \ell_e) + 2 \sum_{n=1}^{k-1} (-1)^n \text{Re}(\tilde{\mathbf{P}}(r \exp(n\pi i/k), \ell_e)) \right\}, \end{aligned}$$

where  $i = \sqrt{-1}$ ,  $0 < r < 1$  and  $\text{Re}(x)$  denotes the real part of the complex number  $x$ . The absolute error in this approximation is bounded by  $\frac{r^{2k}}{1-r^{2k}}$  and so by choosing  $r = 10^{-\gamma/(2k)}$ , we obtain an accuracy of approximately  $10^{-\gamma}$ . Then the needed probability,  $\mathbb{P}\{D_i^y(t, t + \ell_i) = k\}$ , can be found by un-conditioning:

$$\mathbb{P}\{D_i^y(t, t + \ell_i) = k\} = \sum_{y' \in \Theta_i} \mathbb{P}\{D_i^y(t, t + \ell_i) = k | Y_i(t + \ell_e) = y'\} \mathbb{P}\{Y_i(t + \ell_e) = y' | Y_i(t) = y\}$$

The probabilities  $\mathbb{P}\{Y_i(t + \ell_e) = y' | Y_i(t) = y\}$  are found from the transient analysis of  $Y_i(t)$ . In particular, if we let  $r_{y,y'} = \mathbb{P}\{Y_i(t + \ell_e) = y' | Y_i(t) = y\}$  be the  $(y, y')$ -th element of the matrix  $\mathbf{R}(\ell_e)$ , then  $\mathbf{R}(\ell_e) = \exp(\ell_e \mathbf{Q})$ .

## B. Proof of Proposition 1 and examples

We start with some preliminaries. Consider a two state MMPP with generator  $\mathbf{R}$  and intensity vector  $\boldsymbol{\nu}$  given by

$$\mathbf{R} = \begin{pmatrix} -r_1 & r_1 \\ r_2 & -r_2 \end{pmatrix}, \quad \boldsymbol{\nu} = (\nu_1, \nu_2).$$

We let  $N_t$  denote the number of arrivals this MMPP generates in an interval of length  $t$  when it is in steady state. From Heffes and Lucantoni (1986), we have that

$$\mathbb{E}[N_t] = \frac{\nu_1 r_2 + \nu_2 r_1}{r_1 + r_2} \quad (24)$$

and

$$\mathbf{Var}[N_t] = \mathbb{E}[N_t] + 2At - \frac{2A}{r_1 + r_2} \left(1 - e^{-(r_1+r_2)t}\right) \quad (25)$$

with

$$A = \frac{r_1 r_2 (\nu_1 - \nu_2)^2}{(r_1 + r_2)^3}.$$

Now we start the proof of Proposition 1.

*Proof.* Let  $N$  denote the number of arrivals during one time unit in steady state in the MMPP in the proposition. Using (24), we find that

$$\mathbb{E}[N] = \frac{\lambda}{\alpha + 1}, \quad (26)$$

and equating this with  $\mu$  and solving for  $\lambda$  yields

$$\lambda = (\alpha + 1)\mu. \quad (27)$$

Substituting (27) with  $\mathbb{E}[N] = \mu$  into (25) yields

$$\mathbf{Var}[N] = \mu + \frac{2\alpha\mu^2}{(\alpha + 1)\beta} - \frac{2\alpha\mu^2}{(\alpha + 1)^2\beta^2} \left(1 - e^{-(\alpha+1)\beta}\right). \quad (28)$$

Equating (28) with  $\sigma^2$ , and rearranging we obtain

$$(\sigma^2 - \mu)(\alpha + 1)\beta^2 - 2\alpha\mu^2(\alpha + 1)\beta + 2\alpha\mu^2 = 2\alpha\mu^2 e^{-(\alpha+1)\beta}. \quad (29)$$

Applying the quadratic root formula to (29) and simplifying, we find that if there is a  $\beta > 0$  that satisfies

$$\beta = \frac{\mu\sqrt{2\alpha e^{-(\alpha+1)\beta}(\sigma^2 - \mu) + 2\alpha(\mu - \sigma^2) + \alpha^2\mu^2} + \alpha\mu^2}{(\alpha + 1)(\sigma^2 - \mu)}, \quad (30)$$

we have a fit. Now we show that such a unique  $\beta^* > 0$  does exist provided

$$\alpha \geq \kappa \frac{\sigma^2 - \mu}{\mu^2}, \quad \text{and} \quad \frac{\sigma^2}{\mu} > 1, \quad (31)$$

for some  $\kappa \geq 2$ .

For convenience define  $f : \mathbb{R}_+ \rightarrow \mathbb{R}$  as

$$f(\beta) = \frac{\mu\sqrt{2\alpha e^{-(\alpha+1)\beta}(\sigma^2 - \mu) + 2\alpha(\mu - \sigma^2) + \alpha^2\mu^2} + \alpha\mu^2}{(\alpha + 1)(\sigma^2 - \mu)} \quad (32)$$

where  $\mathbb{R}_+ = [0, \infty)$  and let  $\alpha$ ,  $\sigma^2$  and  $\mu$  satisfy (31). To show that there is a unique  $\beta^* > 0$  that solves (30), it suffices to show that  $f(0) > 0$  and that  $f'(\beta) < 0$  for all  $\beta \in \mathbb{R}_+$ . That  $f(0) > 0$  can be verified directly and for  $f'(\beta)$  we have

$$f'(\beta) = -\frac{\alpha\mu e^{-(\alpha+1)\beta}}{\sqrt{\alpha^2\mu^2 - 2\alpha(1 - e^{-(\alpha+1)\beta})(\sigma^2 - \mu)}} < 0. \quad (33)$$

The strict inequality holds because (31) holds. Next we observe that  $f'(\beta) > -1$  for all  $\beta > 0$  and in particular for  $\beta^*$ , because  $f''(\beta) > 0$  for all  $\beta > 0$ :

$$f''(\beta) = \frac{\alpha\mu e^{-\frac{3}{2}(\alpha+1)\beta} \{2\alpha(\alpha+1)e^{(\alpha+1)\beta}(\mu - \sigma^2) + (\alpha+1)\alpha^2\mu^2 e^{(\alpha+1)\beta}\}}{2 \{ \alpha^2\mu^2 e^{(\alpha+1)\beta} + 2\alpha e^{(\alpha+1)\beta}(\mu - \sigma^2) + 2\alpha(\sigma^2 - \mu) \}^{\frac{3}{2}}} + \frac{(\alpha+1)\alpha\mu e^{(\alpha+1)\beta}}{\sqrt{\alpha^2\mu^2 e^{(\alpha+1)\beta} + 2\alpha e^{(\alpha+1)\beta}(\mu - \sigma^2) + 2\alpha(\sigma^2 - \mu)}} > 0. \quad (34)$$

The strict inequality again holds because (31) holds. Since  $f'(0) = -1$ , and  $f'(\beta) < 0$  and  $f''(\beta) > 0$  for all  $\beta > 0$ , we conclude that  $|f'(\beta)| < 1$  for all  $\beta > 0$  and in particular for  $\beta^*$ . This implies that  $\beta^*$  is an attractive fixed point of  $f$ .  $\square$

The fit provided in Proposition 1 is parameterized by  $\kappa \geq 2$ . To gain some intuition on the fit provided and the role of the parameter  $\kappa$ , we provide some examples of the distribution of  $N_1$  that this fit generates in Figures 2 and 3.

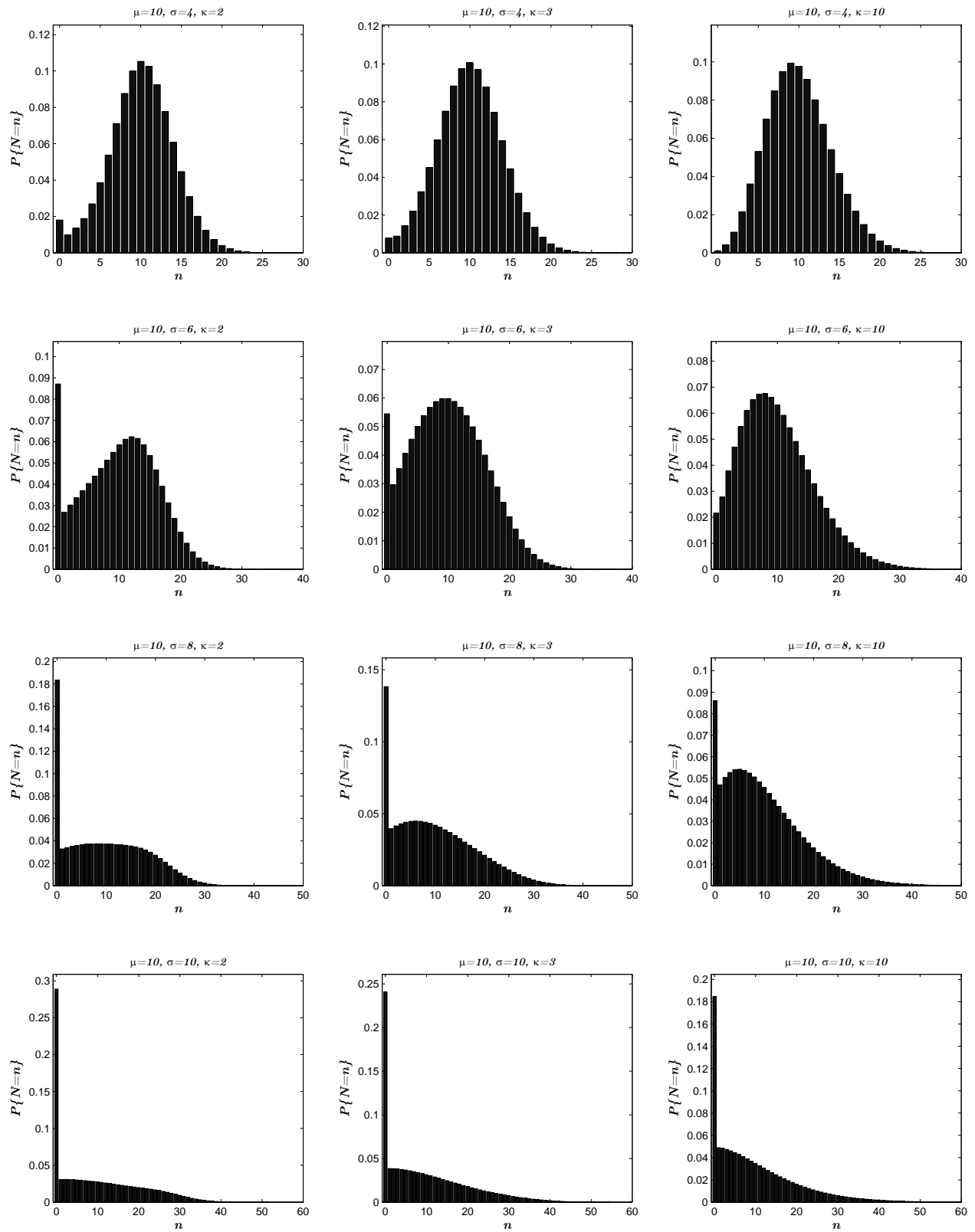
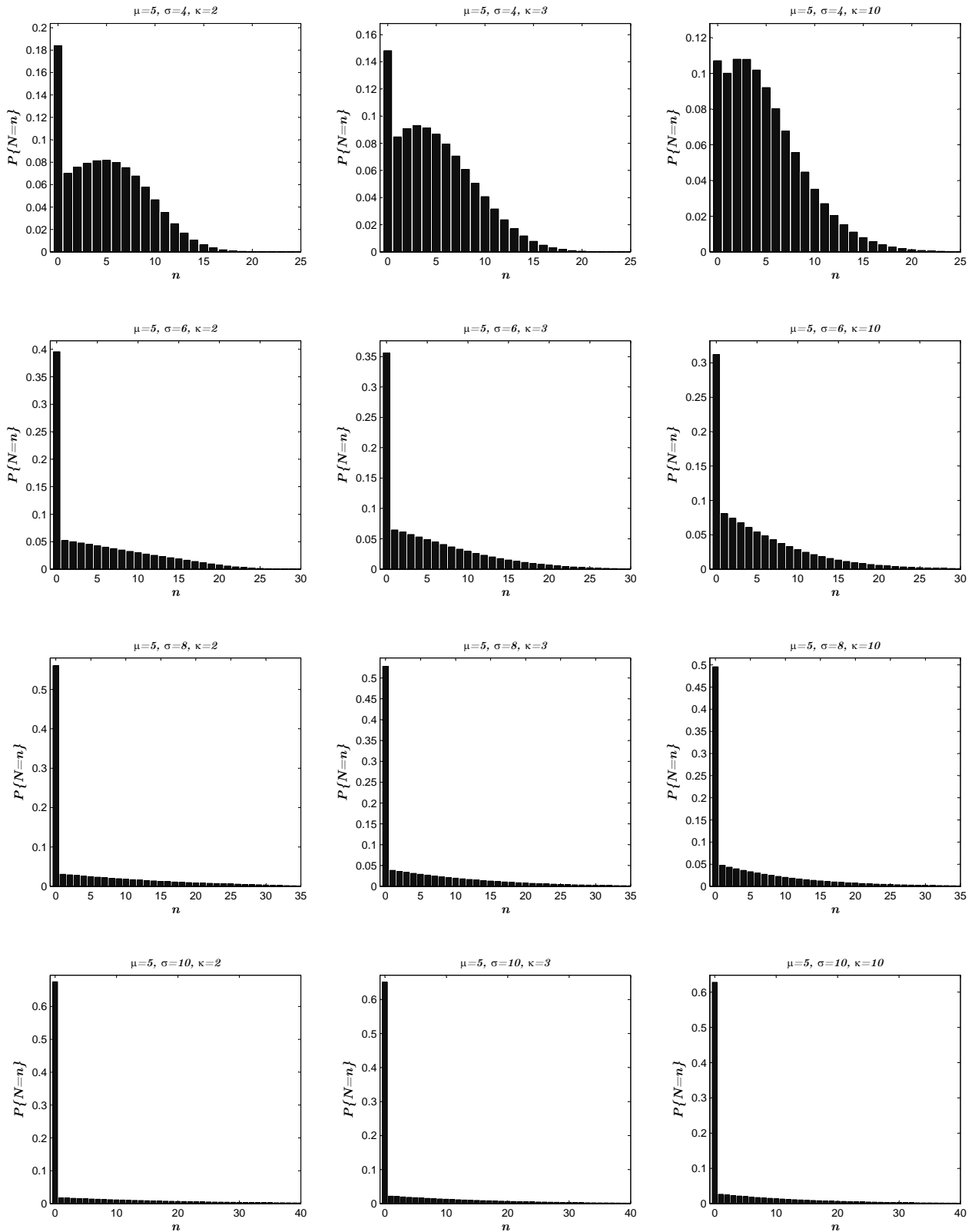


Figure 2: Fitted distributions generated by the procedure in Proposition 1. Standard deviation and the fitting parameter  $\kappa$  are varied as shown in the plots.



**Figure 3:** Fitted distributions generated by the procedure in Proposition 1. Standard deviation and the fitting parameter  $\kappa$  are varied as shown in the plots.



Nr.	Year	Title	Author(s)
476	2015	A Multi-Item Approach to Repairable Stocking and Expediting in a Fluctuating Demand Environment	Joachim Arts
475	2015	An Adaptive Large Neighborhood Search Heuristic for the Share-a-Ride Problem	Baoxiang Li, Dmitry Krushinsky, Tom Van Woensel, Hajo A. Reijers
474	2015	An approximate dynamic programming approach to urban freight distribution with batch arrivals	Wouter van Heeswijk, Martijn Mes, Marco Schutten
473	2015	Dynamic Multi-period Freight Consolidation	Arturo Pérez Rivera, Martijn Mes
472	2015	Maintenance policy selection for ships: finding the most important criteria and considerations	A.J.M. Goossens, R.J.I. Basten
471	2015	Using Twitter to Predict Sales: A Case Study	Remco Dijkman, Panagiotis Ipeirotis, Freek Aertsen, Roy van Helden
470	2015	The Effect of Exceptions in Business Processes	Remco Dijkman, Geoffrey van IJzendoorn, Oktay Türetken, Meint de Vries
469	2015	Business Model Prototyping for Intelligent Transport Systems. A Service-Dominant Approach	Konstantinos Traganos, Paul Grefen, Aafke den Hollander, Oktay Türetken, Rik Eshuis
468	2015	How suitable is the RePro technique for rethinking care processes?	Rob J.B. Vanwersch, Luise Pufahl, Irene Vanderfeesten, Jan Mendling, Hajo A. Reijers
467	2014	Where to exert abatement effort for sustainable operations considering supply chain interactions?	Tarkan Tan, Astrid Koomen
466	2014	An Exact Algorithm for the Vehicle Routing Problem with Time Windows and Shifts	Said Dabia, Stefan Ropke, Tom Van Woensel
465	2014	The RePro technique: a new, systematic technique for rethinking care processes	Rob J.B. Vanwersch, Luise Pufahl, Irene Vanderfeesten, Hajo A. Reijers
464	2014	Exploring maintenance policy selection using the Analytic Hierarchy Process: an application for naval ships	A.J.M. Goossens, R.J.I. Basten
463	2014	Allocating service parts in two-echelon networks at a utility company	D. van den Berg, M.C. van der Heijden, P.C. Schuur
462	2014	Freight consolidation in networks with transshipments	W.J.A. van Heeswijk, M.R.K. Mes, J.M.J. Schutten, W.H.M. Zijm
461	2014	A Software Architecture for a Transportation Control Tower	Anne Baumgrass, Remco Dijkman, Paul Grefen, Shaya Pourmirza, Hagen Völzer, Mathias Weske
460	2014	Small traditional retailers in emerging markets	Youssef Boulaksil, Jan C. Fransoo, Edgar E. Blanco, Sallem Koubida
459	2014	Defining line replaceable units	J.E. Parada Puig, R.J.I. Basten
458	2014	Inventories and the Credit Crisis: A Chicken and Egg Situation	Maximiliano Udenio, Vishal Gaur, Jan C. Fransoo
457	2014	An Exact Approach for the Pollution-Routing Problem	Said Dabia, Emrah Demir, Tom Van Woensel
456	2014	Fleet readiness: stocking spare parts and high-tech assets	Rob J.I. Basten, Joachim J. Arts
455	2014	Competitive Solutions for Cooperating Logistics Providers	Behzad Hezarkhani, Marco Slikker, Tom Van Woensel
454	2014	Simulation Framework to Analyse Operating Room Release Mechanisms	Rimmert van der Kooij, Martijn Mes, Erwin Hans
453	2014	A Unified Race Algorithm for Offline Parameter Tuning	Tim van Dijk, Martijn Mes, Marco Schutten, Joaquim Gromicho
452	2014	Cost, carbon emissions and modal shift in intermodal network design decisions	Yann Bouchery, Jan Fransoo

Nr.	Year	Title	Author(s)
451	2014	Transportation Cost and CO2 Emissions in Location Decision Models	Josue C. Vélazquez-Martínez, Jan C. Fransoo, Edgar E. Blanco, Jaime Mora-Vargas
450	2014	Tracebook: A Dynamic Checklist Support System	Shan Nan, Pieter Van Gorp, Hendrikus H.M. Korsten, Richard Vdovjak, Uzay Kaymak
449	2014	Intermodal hinterland network design with multiple actors	Yann Bouchery, Jan Fransoo
448	2014	The Share-a-Ride Problem: People and Parcels Sharing Taxis	Baoxiang Li, Dmitry Krushinsky, Hajo A. Reijers, Tom Van Woensel
447	2014	Stochastic inventory models for a single item at a single location	K.H. van Donselaar, R.A.C.M. Broekmeulen
446	2014	Optimal and heuristic repairable stocking and expediting in a fluctuating demand environment	Joachim Arts, Rob Basten, Geert-Jan van Houtum
445	2014	Connecting inventory control and repair shop control: a differentiated control structure for repairable spare parts	M.A. Driessen, W.D. Rustenburg, G.J. van Houtum, V.C.S. Wiers
444	2014	A survey on design and usage of Software Reference Architectures	Samuil Angelov, Jos Trienekens, Rob Kusters
443	2014	Extending and Adapting the Architecture Tradeoff Analysis Method for the Evaluation of Software Reference Architectures	Samuil Angelov, Jos J.M. Trienekens, Paul Grefen
442	2014	A multimodal network flow problem with product quality preservation, transshipment, and asset management	Maryam SteadieSeifi, Nico Dellaert, Tom Van Woensel
441	2013	Integrating passenger and freight transportation: Model formulation and insights	Veaceslav Ghilas, Emrah Demir, Tom Van Woensel
440	2013	The Price of Payment Delay	K. van der Vliet, M.J. Reindorp, J.C. Fransoo
439	2013	On Characterization of the Core of Lane Covering Games via Dual Solutions	Behzad Hezarkhani, Marco Slikker, Tom van Woensel
438	2013	Destocking, the Bullwhip Effect, and the Credit Crisis: Empirical Modeling of Supply Chain Dynamics	Maximiliano Udenio, Jan C. Fransoo, Robert Peels
437	2013	Methodological support for business process redesign in healthcare: a systematic literature review	Rob J.B. Vanwersch, Khurram Shahzad, Irene Vanderfeesten, Kris Vanhaecht, Paul Grefen, Liliane Pintelon, Jan Mendling, Geofridus G. van Merode, Hajo A. Reijers
436	2013	Dynamics and equilibria under incremental horizontal differentiation on the Salop circle	B. Vermeulen, J.A. La Poutré, A.G. de Kok
435	2013	Analyzing Conformance to Clinical Protocols Involving Advanced Synchronizations	Hui Yan, Pieter Van Gorp, Uzay Kaymak, Xudong Lu, Richard Vdovjak, Hendriks H.M. Korsten, Huilong Duan
434	2013	Models for Ambulance Planning on the Strategic and the Tactical Level	J. Theresia van Essen, Johann L. Hurink, Stefan Nickel, Melanie Reuter
433	2013	Mode Allocation and Scheduling of Inland Container Transportation: A Case-Study in the Netherlands	Stefano Fazi, Tom Van Woensel, Jan C. Fransoo
432	2013	Socially responsible transportation and lot sizing: Insights from multiobjective optimization	Yann Bouchery, Asma Ghaffari, Zied Jemai, Jan Fransoo
431	2013	Inventory routing for dynamic waste collection	Martijn Mes, Marco Schutten, Arturo Pérez Rivera
430	2013	Simulation and Logistics Optimization of an Integrated Emergency Post	N.J. Borgman, M.R.K. Mes, I.M.H. Vliegen, E.W. Hans
429	2013	Last Time Buy and Repair Decisions for Spare Parts	S. Behfard, M.C. van der Heijden, A. Al Hanbali, W.H.M. Zijm
428	2013	A Review of Recent Research on Green Road Freight Transportation	Emrah Demir, Tolga Bektas, Gilbert Laporte
427	2013	Typology of Repair Shops for Maintenance Spare Parts	M.A. Driessen, V.C.S. Wiers, G.J. van Houtum, W.D. Rustenburg

Nr.	Year	Title	Author(s)
426	2013	A value network development model and implications for innovation and production network management	B. Vermeulen, A.G. de Kok
425	2013	Single Vehicle Routing with Stochastic Demands: Approximate Dynamic Programming	C. Zhang, N.P. Dellaert, L. Zhao, T. Van Woensel, D. Sever
424	2013	Influence of Spillback Effect on Dynamic Shortest Path Problems with Travel-Time-Dependent Network Disruptions	Derya Sever, Nico Dellaert, Tom Van Woensel, Ton de Kok
423	2013	Dynamic Shortest Path Problem with Travel-Time-Dependent Stochastic Disruptions: Hybrid Approximate Dynamic Programming Algorithms with a Clustering Approach	Derya Sever, Lei Zhao, Nico Dellaert, Tom Van Woensel, Ton de Kok
422	2013	System-oriented inventory models for spare parts	R.J.I. Basten, G.J. van Houtum
421	2013	Lost Sales Inventory Models with Batch Ordering and Handling Costs	T. Van Woensel, N. Erkip, A. Curseu, J.C. Fransoo
420	2013	Response speed and the bullwhip	Maximiliano Udenio, Jan C. Fransoo, Eleni Vatamidou, Nico Dellaert
419	2013	Anticipatory Routing of Police Helicopters	Rick van Urk, Martijn R.K. Mes, Erwin W. Hans
418	2013	Supply Chain Finance: research challenges ahead	Kasper van der Vliet, Matthew J. Reindorp, Jan C. Fransoo
417	2013	Improving the Performance of Sorter Systems by Scheduling Inbound Containers	S.W.A. Haneyah, J.M.J. Schutten, K. Fikse
416	2013	Regional logistics land allocation policies: Stimulating spatial concentration of logistics firms	Frank P. van den Heuvel, Peter W. de Langen, Karel H. van Donselaar, Jan C. Fransoo
415	2013	The development of measures of process harmonization	Heidi L. Romero, Remco M. Dijkman, Paul W.P.J. Grefen, Arjan van Weele
414	2013	BASE/X. Business Agility through Cross-Organizational Service Engineering. The Business and Service Design Approach developed in the CoProFind Project	Paul Grefen, Egon Lüftenegger, Eric van der Linden, Caren Weisleder
413	2013	The Time-Dependent Vehicle Routing Problem with Soft Time Windows and Stochastic Travel Times	Duygu Tas, Nico Dellaert, Tom van Woensel, Ton de Kok
412	2013	Clearing the Sky - Understanding SLA Elements in Cloud Computing	Marco Comuzzi, Guus Jacobs, Paul Grefen
411	2013	Approximations for the waiting time distribution in an M/G/c priority queue	A. Al Hanbali, E.M. Alvarez, M.C. van der Heijden
410	2013	To co-locate or not? Location decisions and logistics concentration areas	Frank P. van den Heuvel, Karel H. van Donselaar, Rob A.C.M. Broekmeulen, Jan C. Fransoo, Peter W. de Langen
409	2013	The Time-Dependent Pollution-Routing Problem	Anna Franceschetti, Dorothée Honhon, Tom van Woensel, Tolga Bektas, Gilbert Laporte
408	2013	Scheduling the scheduling task: A time management perspective on scheduling	J.A. Larco, V. Wiers, J. Fransoo
407	2013	Clustering Clinical Departments for Wards to Achieve a Prespecified Blocking Probability	J. Theresia van Essen, Mark van Houdenhoven, Johann L. Hurink
406	2013	MyPHRMachines: Personal Health Desktops in the Cloud	Pieter Van Gorp, Marco Comuzzi
405	2013	Maximising the Value of Supply Chain Finance	Kasper van der Vliet, Matthew J. Reindorp, Jan C. Fransoo
404	2013	Reaching 50 million nanostores: retail distribution in emerging megacities	Edgar E. Blanco, Jan C. Fransoo

Nr.	Year	Title	Author(s)
403	2013	A Vehicle Routing Problem with Flexible Time Windows	Duygu Tas, Ola Jabali, Tom van Woensel
402	2013	The Service Dominant Business Model: A Service Focused Conceptualization	Egon Lüftenegger, Marco Comuzzi, Paul Grefen, Caren Weisleder
401	2013	Relationship between freight accessibility and logistics employment in US counties	Frank P. van den Heuvel, Liliana Rivera, Karel H. van Donselaar, Ad de Jong, Yossi Sheffi, Peter W. de Langen, Jan C. Fransoo
400	2012	A Condition-Based Maintenance Policy for Multi-Component Systems with a High Maintenance Setup Cost	Qiushi Zhu, Hao Peng, Geert-Jan van Houtum
399	2012	A flexible iterative improvement heuristic to support creation of feasible shift rosters in self-rostering	E. van der Veen, J.L. Hurink, J.M.J. Schutten, S.T. Uijland
398	2012	Scheduled Service Network Design with Synchronization and Transshipment Constraints for Intermodal Container Transportation Networks	K. Sharypova, T.G. Crainic, T. van Woensel, J.C. Fransoo
397	2012	Destocking, the bullwhip effect, and the credit crisis: empirical modeling of supply chain dynamics	Maximiliano Udenio, Jan C. Fransoo, Robert Peels
396	2012	Vehicle routing with restricted loading capacities	J. Gromicho, J.J. van Hoorn, A.L. Kok, J.M.J. Schutten
395	2012	Service differentiation through selective lateral transshipments	E.M. Alvarez, M.C. van der Heijden, I.M.H. Vliegen, W.H.M. Zijm
394	2012	A Generalized Simulation Model of an Integrated Emergency Post	Martijn Mes, Manon Bruens
393	2012	Business Process Technology and the Cloud: defining a Business Process Cloud Platform	Vassil Stoitsev, Paul Grefen
392	2012	Vehicle Routing with Soft Time Windows and Stochastic Travel Times: A Column Generation and Branch-and-Price Solution Approach	D. Tas, M. Gendreau, N. Dellaert, T. van Woensel, A.G. de Kok
391	2012	Improve OR-Schedule to Reduce Number of Required Beds	J. Theresia van Essen, Joël M. Bosch, Erwin W. Hans, Mark van Houdenhoven, Johann L. Hurink
390	2012	How does development lead time affect performance over the ramp-up lifecycle? Evidence from the consumer electronics industry	Andreas Pufall, Jan C. Fransoo, Ad de Jong, A.G. (Ton) de Kok
389	2012	The Impact of Product Complexity on Ramp-Up Performance	Andreas Pufall, Jan C. Fransoo, Ad de Jong, A.G. (Ton) de Kok
388	2012	Co-location synergies: specialized versus diverse logistics concentration areas	Frank P. van den Heuvel, Peter W. de Langen, Karel H. van Donselaar, Jan C. Fransoo
387	2012	Proximity matters: Synergies through co-location of logistics establishments	Frank P. van den Heuvel, Peter W. de Langen, Karel H. van Donselaar, Jan C. Fransoo
386	2012	Spatial concentration and location dynamics in logistics: the case of a Dutch province	Frank P. van den Heuvel, Peter W. de Langen, Karel H. van Donselaar, Jan C. Fransoo
385	2012	FNet: An Index for Advanced Business Process Querying	Zhiqiang Yan, Remco Dijkman, Paul Grefen
384	2012	Defining Various Pathway Terms	W.R. Dalinghaus, P.M.E. Van Gorp
383	2012	The Service Dominant Strategy Canvas: Defining and Visualizing a Service Dominant Strategy through the Traditional Strategic Lens	Egon Lüftenegger, Paul Grefen, Caren Weisleder
382	2012	A Stochastic Variable Size Bin Packing Problem with Time Constraints	Stefano Fazi, Tom van Woensel, Jan C. Fransoo
381	2012	Coordination and Analysis of Barge Container Hinterland Networks	K. Sharypova, T. van Woensel, J.C. Fransoo

Nr.	Year	Title	Author(s)
380	2012	Proximity matters: Synergies through co-location of logistics establishments	Frank P. van den Heuvel, Peter W. de Langen, Karel H. van Donselaar, Jan C. Fransoo
379	2012	A literature review in process harmonization: a conceptual framework	Heidi Romero, Remco Dijkman, Paul Grefen, Arjan van Weele
378	2012	A Generic Material Flow Control Model for Two Different Industries	S.W.A. Haneyah, J.M.J. Schutten, P.C. Schuur, W.H.M. Zijm
377	2012	Dynamic demand fulfillment in spare parts networks with multiple customer classes	H.G.H. Tiemessen, M. Fleischmann, G.J. van Houtum, J.A.E.E. van Nunen, E. Pratsini
376	2012	Paper has been replaced by wp 417	K. Fikse, S.W.A. Haneyah, J.M.J. Schutten
375	2012	Strategies for dynamic appointment making by container terminals	Albert Douma, Martijn Mes
374	2012	MyPHRMachines: Lifelong Personal Health Records in the Cloud	Pieter van Gorp, Marco Comuzzi
373	2012	Service differentiation in spare parts supply through dedicated stocks	E.M. Alvarez, M.C. van der Heijden, W.H.M. Zijm
372	2012	Spare parts inventory pooling: how to share the benefits?	Frank Karsten, Rob Basten
371	2012	Condition based spare parts supply	X. Lin, R.J.I. Basten, A.A. Kranenburg, G.J. van Houtum
370	2012	Using Simulation to Assess the Opportunities of Dynamic Waste Collection	Martijn Mes
369	2012	Aggregate overhaul and supply chain planning for rotables	J. Arts, S.D. Flapper, K. Vernooij
368	2012	Operating Room Rescheduling	J.T. van Essen, J.L. Hurink, W. Hartholt, B.J. van den Akker
367	2011	Switching Transport Modes to Meet Voluntary Carbon Emission Targets	Kristel M.R. Hoen, Tarkan Tan, Jan C. Fransoo, Geert-Jan van Houtum
366	2011	On two-echelon inventory systems with Poisson demand and lost sales	Elisa Alvarez, Matthieu van der Heijden
365	2011	Minimizing the Waiting Time for Emergency Surgery	J.T. van Essen, E.W. Hans, J.L. Hurink, A. Oversberg
364	2012	Vehicle Routing Problem with Stochastic Travel Times Including Soft Time Windows and Service Costs	Duygu Tas, Nico Dellaert, Tom van Woensel, Ton de Kok
363	2011	A New Approximate Evaluation Method for Two-Echelon Inventory Systems with Emergency Shipments	Erhun Özkan, Geert-Jan van Houtum, Yasemin Serin
362	2011	Approximating Multi-Objective Time-Dependent Optimization Problems	Said Dabia, El-Ghazali Talbi, Tom Van Woensel, Ton de Kok
361	2011	Branch and Cut and Price for the Time Dependent Vehicle Routing Problem with Time Windows	Said Dabia, Stefan Röpke, Tom Van Woensel, Ton de Kok
360	2011	Analysis of an Assemble-to-Order System with Different Review Periods	A.G. Karaarslan, G.P. Kiesmüller, A.G. de Kok
359	2011	Interval Availability Analysis of a Two-Echelon, Multi-Item System	Ahmad Al Hanbali, Matthieu van der Heijden
358	2011	Carbon-Optimal and Carbon-Neutral Supply Chains	Felipe Caro, Charles J. Corbett, Tarkan Tan, Rob Zuidwijk
357	2011	Generic Planning and Control of Automated Material Handling Systems: Practical Requirements Versus Existing Theory	Sameh Haneyah, Henk Zijm, Marco Schutten, Peter Schuur
356	2011	Last time buy decisions for products sold under warranty	Matthieu van der Heijden, Bermawi Iskandar
355	2011	Spatial concentration and location dynamics in logistics: the case of a Dutch province	Frank P. van den Heuvel, Peter W. de Langen, Karel H. van Donselaar, Jan C. Fransoo

Nr.	Year	Title	Author(s)
354	2011	Identification of Employment Concentration Areas	Frank P. van den Heuvel, Peter W. de Langen, Karel H. van Donselaar, Jan C. Fransoo
353	2011	BPMN 2.0 Execution Semantics Formalized as Graph Rewrite Rules: extended version	Pieter van Gorp, Remco Dijkman
352	2011	Resource pooling and cost allocation among independent service providers	Frank Karsten, Marco Slikker, Geert-Jan van Houtum
351	2011	A Framework for Business Innovation Directions	E. Lüftenegger, S. Angelov, P. Grefen
350	2011	The Road to a Business Process Architecture: An Overview of Approaches and their Use	Remco Dijkman, Irene Vanderfeesten, Hajo A. Reijers
349	2011	Effect of carbon emission regulations on transport mode selection under stochastic demand	K.M.R. Hoen, T. Tan, J.C. Fransoo, G.J. van Houtum
348	2011	An improved MIP-based combinatorial approach for a multi-skill workforce scheduling problem	Murat Firat, Cor Hurkens
347	2011	An approximate approach for the joint problem of level of repair analysis and spare parts stocking	R.J.I. Basten, M.C. van der Heijden, J.M.J. Schutten
346	2011	Joint optimization of level of repair analysis and spare parts stocks	R.J.I. Basten, M.C. van der Heijden, J.M.J. Schutten
345	2011	Inventory control with manufacturing lead time flexibility	Ton G. de Kok
344	2011	Analysis of resource pooling games via a new extension of the Erlang loss function	Frank Karsten, Marco Slikker, Geert-Jan van Houtum
343	2011	Vehicle refueling with limited resources	Murat Firat, C.A.J. Hurkens, Gerhard J. Woeginger
342	2011	Optimal Inventory Policies with Non-stationary Supply Disruptions and Advance Supply Information	Bilge Atasoy, Refik Güllü, Tarkan Tan
341	2011	Redundancy Optimization for Critical Components in High-Availability Capital Goods	Kurtulus Baris Öner, Alan Scheller-Wolf, Geert-Jan van Houtum
340	2011	Making Decision Process Knowledge Explicit Using the Product Data Model	Razvan Petrusel, Irene Vanderfeesten, Cristina Claudia Dolean, Daniel Mican
339	2010	Analysis of a two-echelon inventory system with two supply modes	Joachim Arts, Gudrun Kiesmüller
338	2010	Analysis of the dial-a-ride problem of Hunsaker and Savelsbergh	Murat Firat, Gerhard J. Woeginger
335	2010	Attaining stability in multi-skill workforce scheduling	Murat Firat, Cor Hurkens
334	2010	Flexible Heuristics Miner (FHM)	A.J.M.M. Weijters, J.T.S. Ribeiro
333	2010	An exact approach for relating recovering surgical patient workload to the master surgical schedule	P.T. Vanberkel, R.J. Boucherie, E.W. Hans, J.L. Hurink, W.A.M. van Lent, W.H. van Harten
332	2010	Efficiency evaluation for pooling resources in health care	Peter T. Vanberkel, Richard J. Boucherie, Erwin W. Hans, Johann L. Hurink, Nelly Litvak
331	2010	The Effect of Workload Constraints in Mathematical Programming Models for Production Planning	M.M. Jansen, A.G. de Kok, I.J.B.F. Adan
330	2010	Using pipeline information in a multi-echelon spare parts inventory system	Christian Howard, Ingrid Reijnen, Johan Marklund, Tarkan Tan
329	2010	Reducing costs of repairable spare parts supply systems via dynamic scheduling	H.G.H. Tiemessen, G.J. van Houtum
328	2010	Identification of Employment Concentration and Specialization Areas: Theory and Application	Frank P. van den Heuvel, Peter W. de Langen, Karel H. van Donselaar, Jan C. Fransoo
327	2010	A combinatorial approach to multi-skill workforce scheduling	M. Firat, C. Hurkens
326	2010	Stability in multi-skill workforce scheduling	M. Firat, C. Hurkens, A. Laugier

Nr.	Year	Title	Author(s)
325	2010	Maintenance spare parts planning and control: A framework for control and agenda for future research	M.A. Driessen, J.J. Arts, G.J. van Houtum, W.D. Rustenburg, B. Huisman
324	2010	Near-optimal heuristics to set base stock levels in a two-echelon distribution network	R.J.I. Basten, G.J. van Houtum
323	2010	Inventory reduction in spare part networks by selective throughput time reduction	M.C. van der Heijden, E.M. Alvarez, J.M.J. Schutten
322	2010	The selective use of emergency shipments for service-contract differentiation	E.M. Alvarez, M.C. van der Heijden, W.H.M. Zijm
321	2010	Heuristics for Multi-Item Two-Echelon Spare Parts Inventory Control Problem with Batch Ordering in the Central Warehouse	Engin Topan, Z. Pelin Bayindir, Tarkan Tan
320	2010	Preventing or escaping the suppression mechanism: intervention conditions	Bob Walrave, Kim E. van Oorschot, A. Georges L. Romme
319	2010	Hospital admission planning to optimize major resources utilization under uncertainty	Nico Dellaert, Jully Jeunet
318	2010	Minimal Protocol Adaptors for Interacting Services	R. Seguel, R. Eshuis, P. Grefen
317	2010	Teaching Retail Operations in Business and Engineering Schools	Tom Van Woensel, Marshall L. Fisher, Jan C. Fransoo
316	2010	Design for Availability: Creating Value for Manufacturers and Customers	Lydie P.M. Smets, Geert-Jan van Houtum, Fred Langerak
315	2010	Transforming Process Models: executable rewrite rules versus a formalized Java program	Pieter van Gorp, Rik Eshuis
314	2010	Working paper 314 is no longer available	----
313	2010	A Dynamic Programming Approach to Multi-Objective Time-Dependent Capacitated Single Vehicle Routing Problems with Time Windows	S. Dabia, T. van Woensel, A.G. de Kok
312	2010	Tales of a So(u)rcerer: Optimal Sourcing Decisions Under Alternative Capacitated Suppliers and General Cost Structures	Osman Alp, Tarkan Tan
311	2010	In-store replenishment procedures for perishable inventory in a retail environment with handling costs and storage constraints	R.A.C.M. Broekmeulen, C.H.M. Bakx
310	2010	The state of the art of innovation-driven business models in the financial services industry	E. Lüftenegger, S. Angelov, E. van der Linden, P. Grefen
309	2010	Design of Complex Architectures Using a Three Dimension Approach: the CrossWork Case	R. Seguel, P. Grefen, R. Eshuis
308	2010	Effect of carbon emission regulations on transport mode selection in supply chains	K.M.R. Hoen, T. Tan, J.C. Fransoo, G.J. van Houtum
307	2010	Interaction between intelligent agent strategies for real-time transportation planning	Martijn Mes, Matthieu van der Heijden, Peter Schuur
306	2010	Internal Slackening Scoring Methods	Marco Slikker, Peter Borm, René van den Brink
305	2010	Vehicle Routing with Traffic Congestion and Drivers' Driving and Working Rules	A.L. Kok, E.W. Hans, J.M.J. Schutten, W.H.M. Zijm
304	2010	Practical extensions to the level of repair analysis	R.J.I. Basten, M.C. van der Heijden, J.M.J. Schutten
303	2010	Ocean Container Transport: An Underestimated and Critical Link in Global Supply Chain Performance	Jan C. Fransoo, Chung-Yee Lee
302	2010	Capacity reservation and utilization for a manufacturer with uncertain capacity and demand	Y. Boulaksil; J.C. Fransoo; T. Tan
300	2009	Spare parts inventory pooling games	F.J.P. Karsten; M. Slikker; G.J. van Houtum
299	2009	Capacity flexibility allocation in an outsourced supply chain with reservation	Y. Boulaksil, M. Grunow, J.C. Fransoo
298	2010	An optimal approach for the joint problem of level of repair analysis and spare parts stocking	R.J.I. Basten, M.C. van der Heijden, J.M.J. Schutten

Nr.	Year	Title	Author(s)
297	2009	Responding to the Lehman Wave: Sales Forecasting and Supply Management during the Credit Crisis	Robert Peels, Maximiliano Udenio, Jan C. Fransoo, Marcel Wolfs, Tom Hendriks
296	2009	An exact approach for relating recovering surgical patient workload to the master surgical schedule	Peter T. Vanberkel, Richard J. Boucherie, Erwin W. Hans, Johann L. Hurink, Wineke A.M. van Lent, Wim H. van Harten
295	2009	An iterative method for the simultaneous optimization of repair decisions and spare parts stocks	R.J.I. Basten, M.C. van der Heijden, J.M.J. Schutten
294	2009	Fujaba hits the Wall(-e)	Pieter van Gorp, Ruben Jubeh, Bernhard Grusie, Anne Keller
293	2009	Implementation of a Healthcare Process in Four Different Workflow Systems	R.S. Mans, W.M.P. van der Aalst, N.C. Russell, P.J.M. Bakker
292	2009	Business Process Model Repositories - Framework and Survey	Zhiqiang Yan, Remco Dijkman, Paul Grefen
291	2009	Efficient Optimization of the Dual-Index Policy Using Markov Chains	Joachim Arts, Marcel van Vuuren, Gudrun Kiesmuller
290	2009	Hierarchical Knowledge-Gradient for Sequential Sampling	Martijn R.K. Mes; Warren B. Powell; Peter I. Frazier
289	2009	Analyzing combined vehicle routing and break scheduling from a distributed decision making perspective	C.M. Meyer; A.L. Kok; H. Kopfer; J.M.J. Schutten
288	2010	Lead time anticipation in Supply Chain Operations Planning	Michiel Jansen; Ton G. de Kok; Jan C. Fransoo
287	2009	Inventory Models with Lateral Transshipments: A Review	Colin Paterson; Gudrun Kiesmuller; Ruud Teunter; Kevin Glazebrook
286	2009	Efficiency evaluation for pooling resources in health care	P.T. Vanberkel; R.J. Boucherie; E.W. Hans; J.L. Hurink; N. Litvak
285	2009	A Survey of Health Care Models that Encompass Multiple Departments	P.T. Vanberkel; R.J. Boucherie; E.W. Hans; J.L. Hurink; N. Litvak
284	2009	Supporting Process Control in Business Collaborations	S. Angelov; K. Vidyasankar; J. Vonk; P. Grefen
283	2009	Inventory Control with Partial Batch Ordering	O. Alp; W.T. Huh; T. Tan
282	2009	Translating Safe Petri Nets to Statecharts in a Structure-Preserving Way	R. Eshuis
281	2009	The link between product data model and process model	J.J.C.L. Vogelaar; H.A. Reijers
280	2009	Inventory planning for spare parts networks with delivery time requirements	I.C. Reijnen; T. Tan; G.J. van Houtum
279	2009	Co-Evolution of Demand and Supply under Competition	B. Vermeulen; A.G. de Kok
278	2010	Toward Meso-level Product-Market Network Indices for Strategic Product Selection and (Re)Design Guidelines over the Product Life-Cycle	B. Vermeulen, A.G. de Kok
277	2009	An Efficient Method to Construct Minimal Protocol Adaptors	R. Seguel, R. Eshuis, P. Grefen
276	2009	Coordinating Supply Chains: a Bilevel Programming Approach	Ton G. de Kok, Gabriella Muratore
275	2009	Inventory redistribution for fashion products under demand parameter update	G.P. Kiesmuller, S. Minner
274	2009	Comparing Markov chains: Combining aggregation and precedence relations applied to sets of states	A. Basic, I.M.H. Vliegen, A. Scheller-Wolf
273	2009	Separate tools or tool kits: an exploratory study of engineers' preferences	I.M.H. Vliegen, P.A.M. Kleingeld, G.J. van Houtum



<b>Nr.</b>	<b>Year</b>	<b>Title</b>	<b>Author(s)</b>
272	2009	An Exact Solution Procedure for Multi-Item Two-Echelon Spare Parts Inventory Control Problem with Batch Ordering	
271	2009	Distributed Decision Making in Combined Vehicle Routing and Break Scheduling	C.M. Meyer, H. Kopfer, A.L. Kok, M. Schutten
270	2009	Dynamic Programming Algorithm for the Vehicle Routing Problem with Time Windows and EC Social Legislation	A.L. Kok, C.M. Meyer, H. Kopfer, J.M.J. Schutten
269	2009	Similarity of Business Process Models: Metrics and Evaluation	Remco Dijkman, Marlon Dumas, Boudewijn van Dongen, Reina Kaarik, Jan Mendling
267	2009	Vehicle routing under time-dependent travel times: the impact of congestion avoidance	A.L. Kok, E.W. Hans, J.M.J. Schutten
266	2009	Restricted dynamic programming: a flexible framework for solving realistic VRPs	J. Gromicho; J.J. van Hoorn; A.L. Kok; J.M.J. Schutten;

Working Papers published before 2009 see: <http://beta.ieis.tue.nl>