

Measuring the electron density in an Extreme Ultra-Violet generated plasma

Citation for published version (APA):

Horst, van der, R. M., Nijdam, S., & Kroesen, G. M. W. (2013). *Measuring the electron density in an Extreme Ultra-Violet generated plasma*. 1-1. Poster session presented at 25th NNV Symposium on Plasma Physics and Radiation Technology, March 5-6, 2013, Lunteren, The Netherlands, Lunteren, Netherlands.

Document status and date:

Published: 01/01/2013

Document Version:

Accepted manuscript including changes made at the peer-review stage

Please check the document version of this publication:

- A submitted manuscript is the version of the article upon submission and before peer-review. There can be important differences between the submitted version and the official published version of record. People interested in the research are advised to contact the author for the final version of the publication, or visit the DOI to the publisher's website.
- The final author version and the galley proof are versions of the publication after peer review.
- The final published version features the final layout of the paper including the volume, issue and page numbers.

[Link to publication](#)

General rights

Copyright and moral rights for the publications made accessible in the public portal are retained by the authors and/or other copyright owners and it is a condition of accessing publications that users recognise and abide by the legal requirements associated with these rights.

- Users may download and print one copy of any publication from the public portal for the purpose of private study or research.
- You may not further distribute the material or use it for any profit-making activity or commercial gain
- You may freely distribute the URL identifying the publication in the public portal.

If the publication is distributed under the terms of Article 25fa of the Dutch Copyright Act, indicated by the "Taverne" license above, please follow below link for the End User Agreement:

www.tue.nl/taverne

Take down policy

If you believe that this document breaches copyright please contact us at:

openaccess@tue.nl

providing details and we will investigate your claim.

Measuring the electron density in an Extreme Ultra-Violet generated plasma

R.M. van der Horst, S. Nijdam and G.M.W. Kroesen



r.m.v.d.horst@tue.nl

Introduction

Industries are continuously striving to reduce the size of computer chips in order to meet the demand of increasing computer speed and memory capacity. One way to miniaturize the chips is by reducing the wavelength used in lithography machines by using Extreme Ultra-Violet (EUV, 92 eV) light. Background gas in the lithography machine is partially ionized by the absorption of EUV photons. The study of this small low-density (10^{15} m^{-3}) pulsed plasma is experimentally challenging.

Goal

Determine the temporally resolved electron density in an EUV generated plasma.

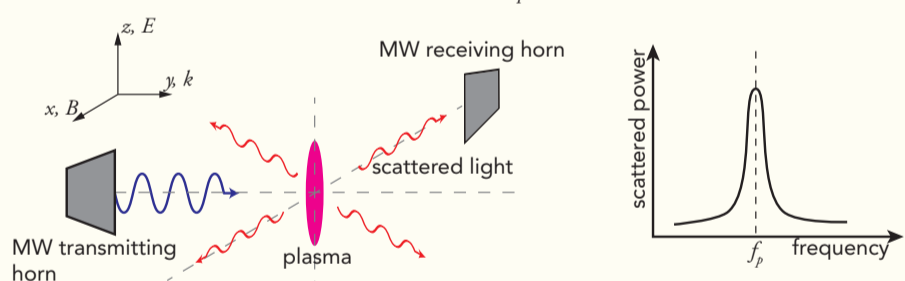
EUV plasma parameters

- Short (sub- μs) EUV pulse
- EUV transparent gasses (e.g. H_2 and He)
- Pressures < 1 Pa
- Low electron density (10^{15} m^{-3})
- A DC discharge is used as a simulation plasma to test the diagnostics

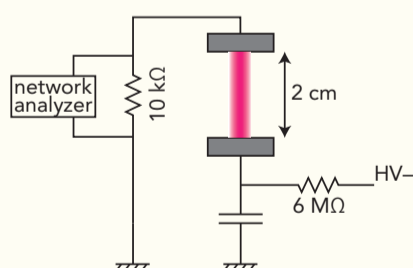


Microwave scattering

- Oscillating dipole moment in plasma due to MW [1]
- Scattered power has maximum @ f_p



- As a first test: determine impedance of the test plasma [2]
 - Dip in reflectivity @ $a f_p$, $a < 0$
 - Peak in impedance @ f_p
- Neither are observed



Conclusion and Outlook

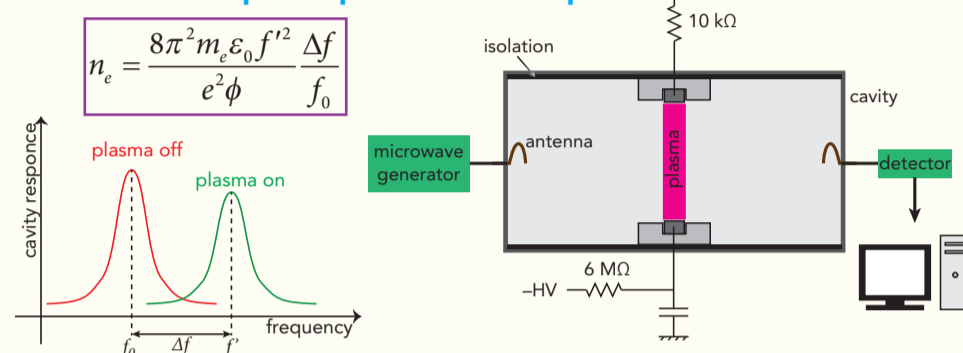
- No plasma effects visible in plasma scattering measurements
 - Improve set-up to suppress non-plasma related effects
- MCRS proved to be able to measure 10^{14} m^{-3} in a small plasma
 - Characterize EUV cavity
 - Measure electron density in EUV generated plasma

Acknowledgements

The authors would like to thank Lex van Deursen for his help with the impedance measurements.

Microwave cavity resonance spectroscopy

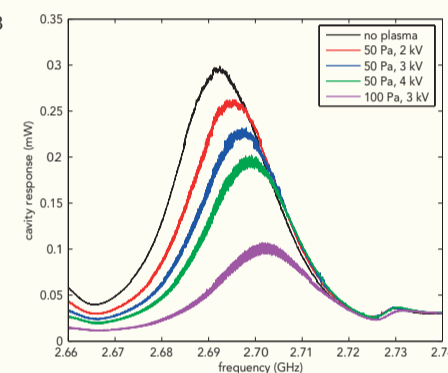
Measurement principle and set-up



Results of DC discharge in DC cavity

- Accuracy of frequency shift: 100 kHz
 - Detection limit: $n_e = 10^{14} \text{ m}^{-3}$
- Shift observed due to plasma
 - Lower response

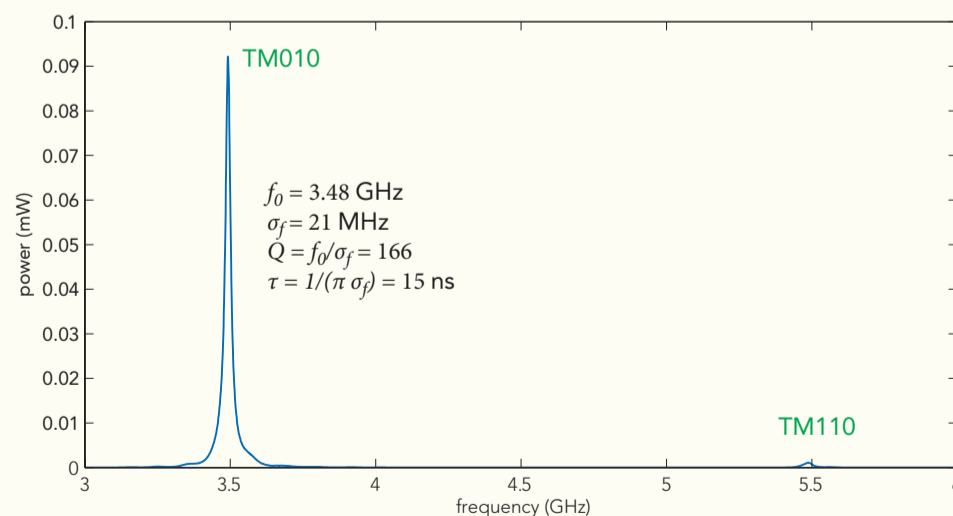
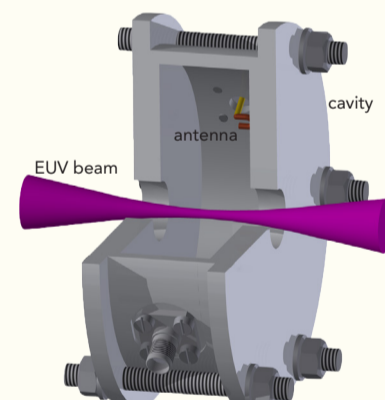
pressure	voltage	density
50 Pa	2 kV	$1.8 \cdot 10^{15} \text{ m}^{-3}$
50 Pa	3 kV	$2.2 \cdot 10^{15} \text{ m}^{-3}$
50 Pa	4 kV	$2.3 \cdot 10^{15} \text{ m}^{-3}$
100 Pa	3 kV	$5.8 \cdot 10^{15} \text{ m}^{-3}$



Preliminary spectrum EUV cavity

- Accuracy of frequency shift: < 20 kHz
 - Detection limit: $n_e < 3 \cdot 10^{13} \text{ m}^{-3}$
- Response time: 15 ns
- Resonance frequencies correspond to theoretical values

Mode	Theory	Experiment
TM010	3.477 GHz	3.482 GHz
TM110	5.54 GHz	5.49 GHz



References

- [1] Z. Zhang, *IEEE Trans. Plasma. Sci.* **39**:593-595 (2011)
- [2] W.E. Amatucci, D.N. Walker, D.D. Blackwell, Navel Research Laboratory, NRL/MR/6750-04-8811 (2004)