

Order-disorder transition in nanoscopic semiconductor quantum rings

Citation for published version (APA):

Borrmann, P., & Harting, J. D. R. (2001). Order-disorder transition in nanoscopic semiconductor quantum rings. *Physical Review Letters*, 86(14), 3120-3123. <https://doi.org/10.1103/PhysRevLett.86.3120>

DOI:

[10.1103/PhysRevLett.86.3120](https://doi.org/10.1103/PhysRevLett.86.3120)

Document status and date:

Published: 01/01/2001

Document Version:

Publisher's PDF, also known as Version of Record (includes final page, issue and volume numbers)

Please check the document version of this publication:

- A submitted manuscript is the version of the article upon submission and before peer-review. There can be important differences between the submitted version and the official published version of record. People interested in the research are advised to contact the author for the final version of the publication, or visit the DOI to the publisher's website.
- The final author version and the galley proof are versions of the publication after peer review.
- The final published version features the final layout of the paper including the volume, issue and page numbers.

[Link to publication](#)

General rights

Copyright and moral rights for the publications made accessible in the public portal are retained by the authors and/or other copyright owners and it is a condition of accessing publications that users recognise and abide by the legal requirements associated with these rights.

- Users may download and print one copy of any publication from the public portal for the purpose of private study or research.
- You may not further distribute the material or use it for any profit-making activity or commercial gain
- You may freely distribute the URL identifying the publication in the public portal.

If the publication is distributed under the terms of Article 25fa of the Dutch Copyright Act, indicated by the "Taverne" license above, please follow below link for the End User Agreement:

www.tue.nl/taverne

Take down policy

If you believe that this document breaches copyright please contact us at:

openaccess@tue.nl

providing details and we will investigate your claim.

Order-Disorder Transition in Nanoscopic Semiconductor Quantum Rings

Peter Borrmann and Jens Harting

Department of Physics, Carl von Ossietzky University, D-26111 Oldenburg, Germany

(Received 31 August 2000)

Using the path integral Monte Carlo technique we show that semiconductor quantum rings with up to six electrons exhibit a temperature, ring diameter, and particle number dependent transition between spin ordered and disordered Wigner crystals. Because of the small number of particles the transition extends over a broad temperature range and is clearly identifiable from the electron pair correlation functions.

DOI: 10.1103/PhysRevLett.86.3120

PACS numbers: 73.23.-b, 31.15.Kb, 71.45.Lr, 73.21.-b

Nanoscopic semiconductor quantum rings (QRs), which recently have been experimentally realized by Lorke *et al.* [1], are next to quantum wires probably the best prototypes of quasi-one-dimensional quantum systems. QRs can be viewed as rotating Wigner crystals with promising features for application in microelectronics. They can be modeled using a simple Hamiltonian of the form

$$H = \sum_{i=1}^n \left(\frac{\mathbf{p}_i^2}{2m^*} + \frac{1}{2} m^* \omega_0^2 (r_0 - r_i)^2 \right) + \sum_{i < j} \frac{e^2}{\kappa r_{ij}}, \quad (1)$$

where $\kappa = 12.9$ and $m^* = 0.067m_e$ are the material constants of GaAs [2,3]. The parameter r_0 is the radius of the quantum ring and ω_0 defines the strength of the two-dimensional potential [1,4]. Figure 1(a) displays the shape of the ring potential. QRs can be tuned from quasi-one-dimensional to two-dimensional systems by variation of the ring diameter and the potential strength.

While mesoscopic QRs have been investigated theoretically and experimentally in depth [5], nanoscopic rings with strong quantum effects are of increasing interest. Koskinen *et al.* [6] reported configuration-interaction calculations of rotational and vibrational excitations of nanoscopic QRs with up to $N = 7$ electrons. They claim that QRs behave like rather rigid molecules or Wigner crystals with antiferromagnetic order in the ground state. Ahn *et al.* [7] considered stacked nanoscopic rings and found an N -dependent Stark effect. Experimentally it

has been found that the emission energies of QRs change abruptly whenever adding an electron [8].

In this Letter we present the results of path integral Monte Carlo (PIMC) simulations of single nanoscopic QRs with up to eight electrons and different radii r_0 . We show that they undergo a temperature, radius, and particle number dependent spin order-disorder transition. Furthermore, the influence of quantum effects on the spatial electron distribution as well as the addition energies ΔE are given. Our results for the addition energies, i.e., the energy that is needed to place an additional electron in a ring, is compared to the experimental results of Warburton *et al.* [8].

In contrast to Hartree-Fock and spin density functional theory PIMC samples without any approximation the full many body wave function instead of single or sums of Slater determinants. Especially for highly correlated electron systems this is a major advantage of PIMC. Another benefit of PIMC is the possibility to study temperature dependent phenomena. For quantum dots the problems of different density functional approaches have intensively been discussed in the past [2,9–11]. The so-called fermion sign problem is still a topic of actual research and restricts the application of PIMC to a limited number of fermions and for QRs to a temperature of at least 10 K.

The Feynman path integral for an N -electron system with position eigenket $|\mathbf{r}_i, s_i\rangle$ ($s_i = \pm \frac{1}{2}$ for spin-up and spin-down electrons) in an external potential can be rewritten as [12]

$$Z = \int \left[\prod_{\gamma=1}^M \prod_{i=1}^N d\mathbf{r}_i(\gamma) \right] \prod_{\delta=1}^M \det(A(\delta, \delta + 1)) \exp\left(-\frac{\beta}{M} \sum_{\alpha=1}^M V(\mathbf{r}_1(\alpha), \dots, \mathbf{r}_N(\alpha))\right) + \mathcal{O}\left(\frac{\beta^3}{M^2}\right) \quad (2)$$

with

$$(A(\alpha, \alpha + 1))_{i,j} = \begin{cases} \langle \mathbf{r}_i(\alpha) | \exp(-\frac{\beta}{M} \frac{\mathbf{p}^2}{2m}) | \mathbf{r}_j(\alpha + 1) \rangle & : s_i = s_j, \\ 0 & : s_i \neq s_j, \end{cases} \quad (3)$$

and the boundary condition $\mathbf{r}_j(M + 1) = \mathbf{r}_j(1)$. For $M \rightarrow \infty$ Eq. (2) becomes exact. Standard Metropolis Monte Carlo (MC) techniques can be utilized to evaluate the integral in (2).

The basic quantities reflecting the spatial structure of the electron configuration are the electron-electron (distance) pair correlation functions $\Gamma_{i,j}(r) = \langle \delta(r - |\mathbf{r}_{ij}|) \rangle$, the angular pair correlation functions $\Gamma_{i,j}(\varphi) = \langle \delta(\varphi - |\varphi_i - \varphi_j|) \rangle$, and the radial electron density $\rho_i(r) = \frac{1}{2\pi r} \langle \delta(r - |\mathbf{r}_i|) \rangle$, from which all energies can be calculated using the hypervirial

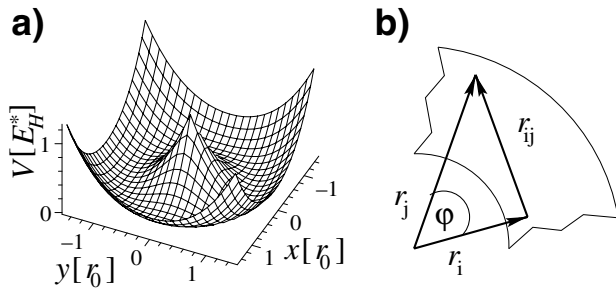


FIG. 1. Potential energy surface of a semiconductor quantum ring (a) and schematic illustration of the definition of φ (b).

theorem (for details of our method see [10]). The definitions of φ and \mathbf{r}_{ij} are illustrated in Fig. 1(b). To take the particle symmetry into account we introduce $\Gamma_{ij} = \Gamma^{\uparrow\downarrow}$ for $s_i \neq s_j$, $\Gamma_{ij} = \Gamma^{\uparrow\uparrow}$ for $s_i = s_j = \frac{1}{2}$, and $\Gamma_{ij} = \Gamma^{\downarrow\downarrow}$ for $s_i = s_j = -\frac{1}{2}$, respectively. Obviously for $S = 0$ we have $\Gamma^{\uparrow\downarrow} = \Gamma^{\uparrow\uparrow}$.

In our simulations we controlled the systematic error arising from the limited number of time slices M and the statistical MC error carefully. By choosing $M \times T \simeq 600$ and using up to 10×10^{10} MC steps per run we pushed the overall error of all energy expectation values below 0.3%. Our FORTRAN code is completely parallelized using MPI and Lapack, and most calculations have been performed on a Cray T3E with 64 processors.

We fixed the strength of the harmonic potential $\hbar\omega_0 = 12$ meV, resulting in effective atomic units for the Hartree energy $E_H^* = 10.995$ meV and the Bohr radius $a_0^* = 10.1886$ nm. A ring diameter $r_0 = 14$ nm $= 1.37a_0^*$ then corresponds to the experimental setup of Lorke *et al.* [1]. To investigate the ring size dependence we performed additional calculations for $r_0 = 50.94$ nm $= 5a_0^*$.

Figures 2(b) and 2(c) display the pair correlation functions of QRs with $N = 6$, $S = 0$, and ring diameters $r_0 = 1.37a_0^*$ and $5.0a_0^*$ at $T = 15$ K. As expected for both diameters peaks at $\varphi \approx \pi/3$ and $\varphi \approx 2\pi/3$ occur in $\Gamma(\varphi)$. For $r_0 = 5a_0^*$ the angular pair correlation functions for electrons with equal and unequal spin are almost identical; i.e., the Pauli principle does not play an important role in this case. In contrast, for $r_0 = 1.37a_0^*$ the pair

correlation functions show a strong spin dependence. The electrons arrange on the ring with antiferromagnetic order. Such spin density waves have been predicted by Koskinen *et al.* [6,11]. The role of quantum effects is reflected as well in Fig. 2(a). For the smaller ring size the radial electron density is much broader and nonvanishing at the ring center, implying that the system does not behave like a quasi-1D system. In a perfect hexagonal Wigner crystal the equilibrium distances of the electrons would be $r = 1, 1.73,$ and $2.0r_0$. For $r_0 = 5.0a_0^*$ the distance pair correlation function is approximately a properly weighted superposition of Gaussians centered at these distances. For $r_0 = 1.37a_0^*$ the pair correlation function depends on the total spin of a pair and is broadened up to $4r_0$. From Figs. 2(b) and 2(c) we infer that the most probable configuration is one where the electrons are ordered on a zigzag line around the circle; i.e., the electrons arrange alternately in the inner and the outer parts of the ring.

Figure 3 displays the angular spin density pair correlation functions for both ring diameters, temperatures $T = 15, 30,$ and 90 K, and particle numbers $N = 4$ and 6 . In all cases the large angle correlations disappear with increasing temperature and at $T = 90$ K only at small angles a spin correlation is still visible. For $r_0 = 5.0a_0^*$ the negative correlation at small angles increases with increasing temperature. However, this is simply due to the fact that the values of both correlation functions at small angles become larger with increasing temperature. The spin correlations for the small ring are about 1 order of magnitude larger than those in the ring with radius $r_0 = 5.0a_0^*$ (note the different scalings of the abscissas). A comparison between $N = 4$ and $N = 6$ shows that the spin correlation is smaller for the larger system. A probable reason for this is that for $N = 6$ the contribution of the Coulomb repulsion is much larger (see Table I) freezing the electron in the Wigner crystal and—thinking in the picture of one-particle wave functions—making the overlap between one-particle wave functions smaller.

In summary, from Fig. 3 it can be inferred that a spin order-disorder transition appears with increasing temperature, increasing electron number, and increasing ring size.

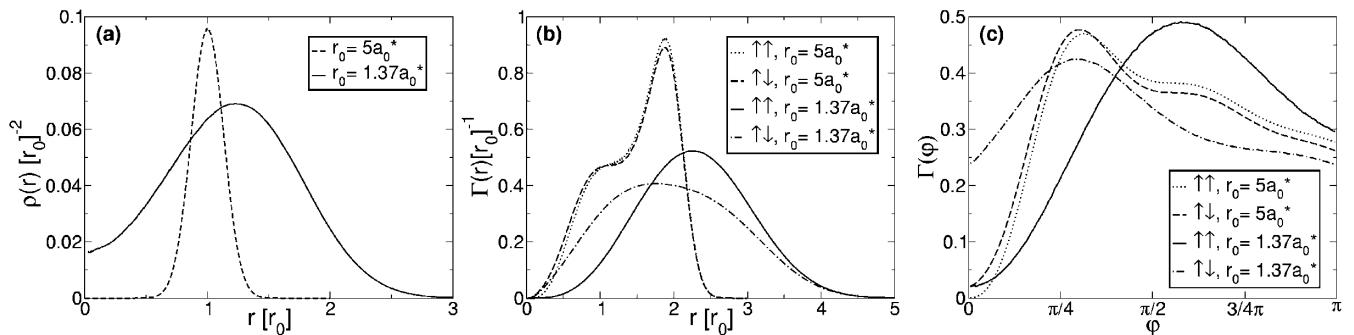


FIG. 2. Radial electron density (a), radial (b), and angular (c) pair correlation functions for $N = 6$, $S = 0$, and $r_0 = 1.37a_0^*$ and $5a_0^*$ at $T = 15$ K.

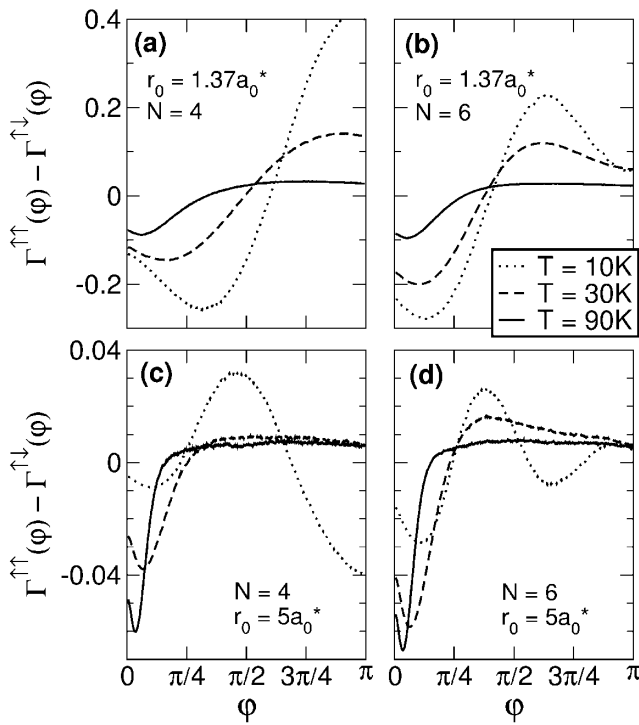


FIG. 3. Angular spin density correlation function $[\Gamma^{\uparrow\uparrow}(\phi) - \Gamma^{\downarrow\downarrow}(\phi)]$ for $T = 10, 30,$ and 90 K and (a) $N = 4, S = 0,$ and $r_0 = 1.37a_0^*$, (b) $N = 6, S = 0,$ and $r_0 = 1.37a_0^*$, (c) $N = 4, S = 0,$ and $r_0 = 5a_0^*$, and (d) $N = 6, S = 0,$ and $r_0 = 5a_0^*$.

Next we consider the temperature dependence of the spin order-disorder transition in some more detail. Figure 4 displays the mean values of the angular separation of the electrons with equal and unequal spin for $N = 4$ and $6, S = 0,$ and $r_0 = 1.37a_0^*$ as a function of temperature. As expected from the results presented above, the overall differences between the expectation values for equal and unequal spins approach zero with increasing temperature; i.e., the Pauli principle becomes less important. In addition, the values for $N = 6$ are smaller than those for

TABLE I. Total, kinetic, potential, ring, and Coulomb energies for $N = 4$ and $6, S = 0, r_0 = 1.37a_0^*$ and $5a_0^*$ for different temperatures. All energies are given in meV.

N	$r_0(a_0^*)$	T (K)	E_{tot}	E_{kin}	E_{pot}	E_{ring}	E_c
4	1.37	10	57.2	23.0	34.2	16.1	18.1
		25	59.3	24.4	35.0	16.8	18.2
		90	85.1	40.6	44.4	26.5	17.9
5	5	10	32.7	15.0	17.7	11.4	6.3
		25	36.1	17.7	18.4	11.6	6.8
		90	62.0	35.4	26.6	18.5	8.1
6	1.37	10	117.8	39.4	78.4	31.1	47.3
		25	122.5	42.6	79.9	32.9	46.9
		90	160.9	66.7	94.2	48.4	45.8
6	5	10	61.0	25.3	35.7	17.3	18.3
		25	65.7	28.8	36.9	17.8	19.1
		90	105.8	55.3	50.6	29.1	21.5

$N = 4$. Obviously, this is because the available portion per particle of the ring volume is smaller for a larger number of electrons and the Coulomb repulsion is unable to disperse the particles. At $T = 10$ K and $N = 4$ the contribution of the Coulomb term to the total potential energy is 53% for $r_0 = 1.37a_0^*$ and only 36% for $r_0 = 5a_0^*$, while for $N = 6$ the difference between the different diameters is with 60% and 51% substantially smaller (see Table I).

The slope of $\langle\phi^{\uparrow\downarrow}\rangle$ for $N = 4$ can be understood as follows. Up to 40 K $\langle\phi^{\uparrow\downarrow}\rangle$ increases due to spin disordering. At higher temperatures $\langle\phi^{\uparrow\downarrow}\rangle$ decreases due to increasing thermal fluctuations.

Finally, we calculated the second energy differences $\Delta E = E_{N+1} - 2E_N + E_{N-1}$, also called addition energies, which are an indicator of the stability of a quantum ring with a given number of electrons. For quantum dots it was claimed that the electron configurations are given by Hund's rule [11] and consequently magic numbers occur at $N = 2, 6, 12,$ and 20 . Here we calculated only the addition energy up to $N = 7$ for 25 K and $N = 5$ for 10 K. As expected due to the Pauli principle and the Wigner crystal structure, a strong odd even effect occurs. The general behavior of this effect does not change for 25 K. However, for higher temperatures significant differences can be expected (see above). Warburton *et al.* [8] argued that the general features of shell effects occurring in QRs are the same as in quantum dots. As can be inferred from Fig. 5, our calculations confirm this for $N = 6$. Furthermore, the addition energies are in the same range as those from photoluminescence measurements at 4 K [8]. Because of the strong Coulomb repulsion in QRs, which grows with increasing electron number, it can be expected that shell effects become less important with increasing particle number.

The effects described above are reflected quantitatively in Table I presenting the total energy (E_{tot}), kinetic energy (E_{kin}), total potential energy (E_{pot}), the energy due to the ring potential (E_{ring}), and the Coulomb energy (E_c).

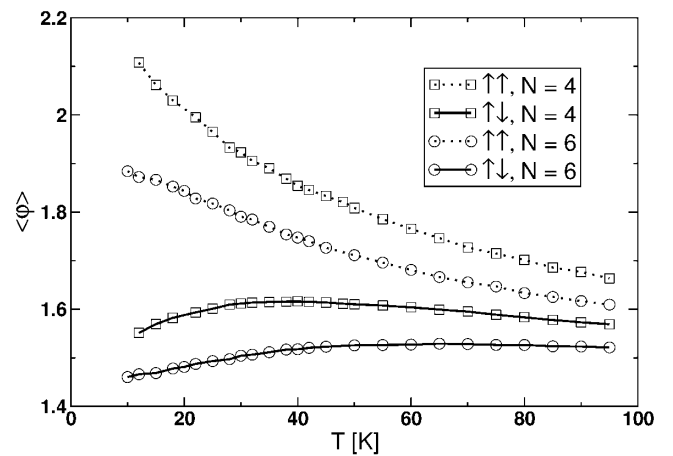


FIG. 4. Temperature dependence of the mean angles $\langle\phi^{\uparrow\uparrow}\rangle$ and $\langle\phi^{\uparrow\downarrow}\rangle$ for $N = 4$ and $6, S = 0,$ and $r_0 = 1.37a_0^*$.

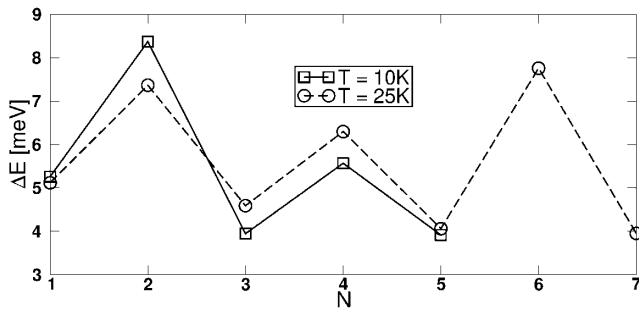


FIG. 5. Addition energies ΔE at temperatures $T = 10$ and 25 K for $r_0 = 1.37a_0^*$.

In conclusion, we presented the results of full many body wave function calculations for QRs with up to eight electrons. We found that the properties of the rings depend in an intriguing manner on the ring diameter, the particle number, and the temperature, which in turn is due to spin correlation, Coulomb ordering, and the general strength of quantum effects. QRs exhibit a parameter dependent spin order-disorder transition. By variation of the ring diameter the system can be tuned from a quasi-1D Wigner crystal to a 2D structure. The accessible parameter ranges can be used to tune the properties of quantum rings to desired values. Because of the ring diameter as an additional parameter, this qualifies them as even better candidates than quantum dots for possible applications in microelectronics. The addition energies calculated using PIMC are in good agreement with the experimental results of Warburton *et al.* [8] and reflect the predicted shell effects.

We thank the *Konrad Zuse Institut Berlin* and the *Regionales Rechenzentrum Niedersachsen* for their excellent

computer support and Oliver Mülken, Heinrich Stamerjohanns, and E. R. Hilf for fruitful discussions.

-
- [1] A. Lorke, R. Luyken, A. Govorov, J. Kotthaus, J. Garcia, and P. Petroff, *Phys. Rev. Lett.* **84**, 2223 (2000).
 - [2] K. Hirose and N. Wingreen, *Phys. Rev. B* **59**, 4604 (1999).
 - [3] The value of $\kappa = 12.9$ for GaAs is slightly different from the experiments of Lorke *et al.*, which has the more appropriate value of $\kappa = 14.5$ for InAs. We have chosen this value for easier comparison to previous quantum dot calculations.
 - [4] T. Chakraborty and P. Pietiläinen, *Phys. Rev. B* **50**, 8460 (1994).
 - [5] L. Wendler and V. Fomin, *Phys. Status Solidi B* **191**, 409 (1995); L. Wendler, V. Fomin, A. Chaplik, and A. Govorov, *Phys. Rev. B* **54**, 4794 (1996); D. Mailly, C. Chapelier, and A. Benoit, *Phys. Rev. Lett.* **70**, 2020 (1993).
 - [6] M. Koskinen, M. Manninen, B. Mottelson, and S. Reimann, *cond-mat/0004095*, 2000.
 - [7] K. Ahn and P. Fulde, *Phys. Rev. B* **62**, 4813 (2000).
 - [8] R. Warburton, C. Schäflein, D. Haft, F. Bickel, A. Lorke, K. Karrai, J. Garcia, W. Schoenfeld, and P. Petroff, *Nature (London)* **405**, 926 (2000).
 - [9] C. Yannouleas and U. Landman, *Phys. Rev. Lett.* **82**, 5325 (1999).
 - [10] J. Harting, O. Mülken, and P. Borrmann, *Phys. Rev. B* **62**, 10 207 (2000).
 - [11] M. Koskinen, M. Manninen, and S. Reimann, *Phys. Rev. Lett.* **79**, 1389 (1997).
 - [12] M. Takahashi and M. Imada, *J. Phys. Soc. Jpn.* **53**, 936 (1984); M. Takahashi and M. Imada, *J. Phys. Soc. Jpn.* **53**, 3765 (1984); P. Borrmann and E. Hilf, *Z. Phys. D* **26**, S350 (1993).