

Improved state estimation by non-causal state observer

Citation for published version (APA):

Tsurumoto, K., Ohnishi, W., Koseki, T., Strijbosch, N. W. A., & Oomen, T. A. E. (2022). Improved state estimation by non-causal state observer. In *8th IEEJ International Workshop on Sensing, Actuation, Motion Control, and Optimization, Saitama, Japan, 2022* (pp. 447-450). Institute of Electrical Engineers of Japan.

Document status and date:

Published: 01/01/2022

Document Version:

Publisher's PDF, also known as Version of Record (includes final page, issue and volume numbers)

Please check the document version of this publication:

- A submitted manuscript is the version of the article upon submission and before peer-review. There can be important differences between the submitted version and the official published version of record. People interested in the research are advised to contact the author for the final version of the publication, or visit the DOI to the publisher's website.
- The final author version and the galley proof are versions of the publication after peer review.
- The final published version features the final layout of the paper including the volume, issue and page numbers.

[Link to publication](#)

General rights

Copyright and moral rights for the publications made accessible in the public portal are retained by the authors and/or other copyright owners and it is a condition of accessing publications that users recognise and abide by the legal requirements associated with these rights.

- Users may download and print one copy of any publication from the public portal for the purpose of private study or research.
- You may not further distribute the material or use it for any profit-making activity or commercial gain
- You may freely distribute the URL identifying the publication in the public portal.

If the publication is distributed under the terms of Article 25fa of the Dutch Copyright Act, indicated by the "Taverne" license above, please follow below link for the End User Agreement:

www.tue.nl/taverne

Take down policy

If you believe that this document breaches copyright please contact us at:

openaccess@tue.nl

providing details and we will investigate your claim.

Improved state estimation by non-causal state observer

Kentaro Tsurumoto^{*a)} Non-member, Wataru Ohnishi^{*} Member
 Takafumi Koseki^{*} Member, Nard Strijbosch^{**} Non-member
 Tom Oomen^{**,**} Non-member

State estimation is essential for tracking conditions which can not be directly measured by sensors or are too noisy. The aim of this paper is to present an approach to mitigate the phase delay without compromising the noise sensitivity, by using accessible future data. Such use of future data can be possible in cases like Iterative Learning Control, where full data of the previous trial is acquired beforehand. The effectiveness of the presented approach is verified through LTI motion systems with 1) plant model error and 2) input disturbance, successfully showing the state estimation improvement from both time and frequency domain. The proposed non-causal approach improves the trade-offs between the phase delay of the estimation and the noise resistance of the state observer.

Keywords: Iterative Learning Control, State Observer, Kalman Smoothing, Fixed-Interval Smoothing, Stable Inversion

1. Introduction

Moore’s Law has been a driving force for the development of the industry, contributing for the rise of our standards of living⁽¹⁾. This also means the demand of accuracy and speed of controlling machines are growing exponentially. To answer this problem, various solutions are considered. For example, using light weight and cheap non-metal materials in the machines to increase the productivity of the manufacturing⁽²⁾. However, in order to effectively implement such materials, consideration of the flexible mode is inevitable. Current methods using Feed-back (FB) and Feed-forward (FF) control are still powerful, but since FF is vulnerable to plant model error and FB is subject to fundamental performance limitations such as analytic and interpolation constraints, perfect tracking is far from realized.

Iterative Learning Control (ILC), which is a method that “learns” from previous trials, have started to catch attention. Due to ILC’s batch-wise data processing, a non-causal filter, such as a stable inversion of a non-minimum phase system, is constructible. This means that against a repetitive task, an accurate and faster control than FB and FF can be accomplished⁽³⁾. One problem of ILC is that, making an accurate inversion of a system with a discretization zero close to the stability limit, causes an oscillation to the control input, resulting to a poor inter-sample behavior. To address this behavior, an approach focusing on controlling not only the output, but the entire state variables of the plant, called State-Tracking ILC has been proposed⁽⁴⁾.

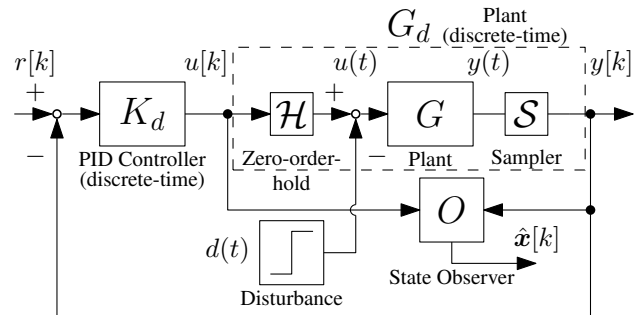


Fig. 1: The feedback system considered for state estimation.

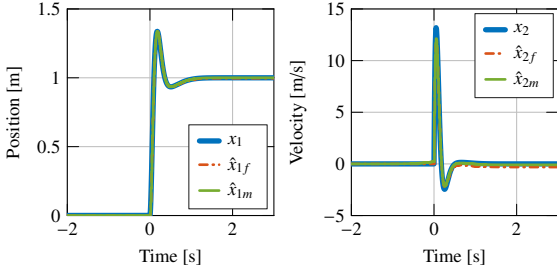
Although State-Tracking ILC can achieve improved inter-sample behavior, the tracking performance depends on the estimated plant state by the implemented state observer, which has the fundamental trade-offs between the bandwidth and measurement noise sensitivity. The aim of this paper is to present an effectiveness of a non-causal state observer that utilizes the future signal from the past iteration by assuming repetitiveness. The non-causal state observer enables the improved state estimation accuracy without changing the bandwidth.

The outline of this paper is as follows. In Section 2, the control diagram is presented and the objective of state estimation is formulated. The core idea of the approach to utilize future data for the non-causal state observer is presented in Section 3. The strength of the approach are demonstrated by application to a simple Linear Time-Invariant (LTI) system simulation in Section 4. Section 5 concludes this paper.

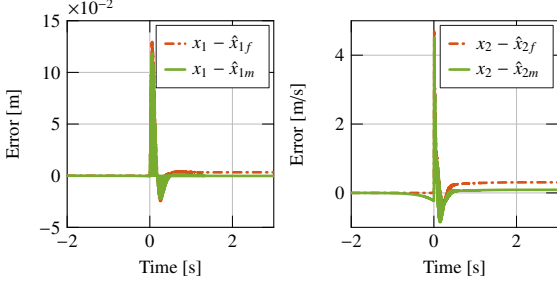
2. Problem Formulation

In this section, the state estimation problem is formulated. A tracking control configuration shown in Fig.1 is considered to evaluate the state estimation error of state observers. With G being a continuous-time LTI SISO system, S being a sampler, and H being a zero-order hold, K_d is a digital controller.

a) Correspondence to: tsruken@koseki.t.u-tokyo.ac.jp
^{*} The University of Tokyo, Department of Electrical and Electronic Engineering, Department of Information and Communication Engineering
^{**} Eindhoven University of Technology, Department of Mechanical Engineering
^{***} Delft University of Technology, Faculty of Mechanical, Maritime, and Materials Engineering



(a) State estimation result.



(b) State estimation error.

Fig. 6: Simulation results for Case 1. True state (—), state estimation using conventional observers (- -), and state estimation using proposed non-causal observers (—) are shown. Results from (b) show that steady state estimation error can be mitigated by the proposed method.

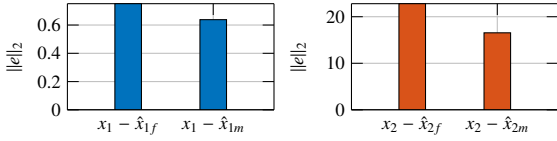
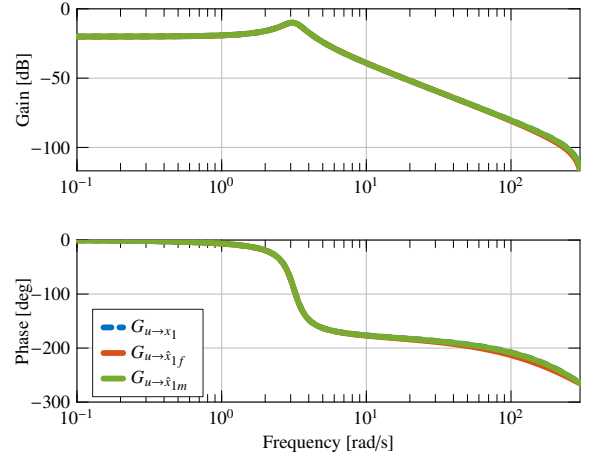


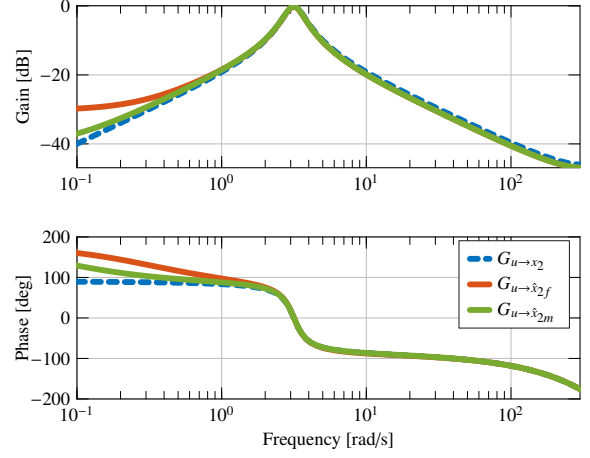
Fig. 7: Euclidean Norm of State Estimation Error for Case 1. For both x_1 (■) and x_2 (■), state estimation by the non-causal observer performs with a lower state estimation error.

Stable inversion is one of the methods used to obtain an inversion of a proper system H , even when it contains unstable zeros. Other approximate inversion methods such as NPZ-Ignore⁽⁹⁾, ZPETC⁽¹⁰⁾, ZMETC⁽¹¹⁾ are known as well, but one important characteristic of stable inversion is that, with an assumption of an infinite preactuation time, it has zero magnitude and zero phase error. This preactuation occurs due to calculating the unstable poles of H^{-1} backwards in time. We will be applying this calculation for our non-causal state observer, see⁽⁸⁾ for further details.

The non-causal state observer is constructed as following. For forward estimation \hat{x}_f , we use a posteriori estimation converted from ordinary state observer's a priori estimation. As explained in Section 2, ordinary state observers are formed by deciding a weight Q and R , yielding an observer gain L calculated from a unique stabilizing solution of the Discrete-time Algebraic Riccati Equation. The backward estimation \hat{x}_b , is provided below. Using the same Q and R , an unique anti-stabilizing solution of the Discrete-time Algebraic Riccati Equation can yield an observer gain L' . Directly using this L' will end up being unstable. However, using the backward calculating techniques in stable inversion, we will be able to obtain a stable state estimation with a preactuation. We will combine \hat{x}_f with \hat{x}_b to construct a



(a) Frequency characteristic of u (input) $\rightarrow \hat{x}_1$ (position estimation).



(b) Frequency characteristic of u (input) $\rightarrow \hat{x}_2$ (velocity estimation).

Fig. 8: Frequency characteristics for Case 1. Results show that non-causal observers (—) achieve a closer characteristic to the true state (■) than the conventional observer (—).

non-causal state observer with a smoothed estimation \hat{x}_m .

4. Simulation Results

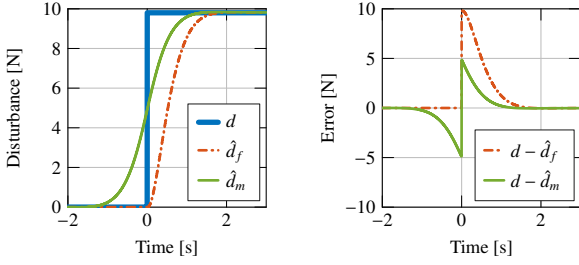
4.1 Simulation Plant and Simulation Condition The simplified models of the simulation plants are shown in Fig.5. The linear motor provides actuation force (input u) and moves the plant towards a predefined position trajectory. The position of the plant (output or control target y) is measured by a linear encoder.

In this paper we considered two situations.

First, we considered the most basic model without any disturbance. However, if we use complete information of the plant, the state observer will perfectly track the state variables. Therefore, we assumed a 10% gain error for the nominal plant model and constructed the state observer.

Second, we considered a model with an unknown input disturbance. In this case, we assumed a zero-order disturbance and constructed a state observer based on the assumption. For simplicity, we did not assume any model error for the nominal plant model.

For both cases we set, the mass of the object to $m = 1$ kg, spring constant to $k = 10$ N/m, and damper constant to $c = 1$ Ns/m. The simulation starts at $t_0 = 0$ s, and we as-



(a) State estimation result. (b) State estimation error.

Fig. 9: Simulation results for Case 2. Estimation result of the disturbance shows that the proposed non-causal observer (—) negates the phase error seen in the conventional observer (---).

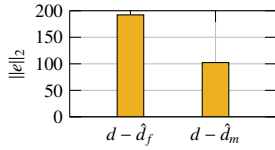


Fig. 10: Euclidean Norm of State Estimation Error for Case 2. Decline of estimation error for disturbance (■) can be seen using the non-causal observer.

sumed $y_0 = 0$ m, $u_0 = 0$ N. Controllers were controlled at a sampling time $T_s = 0.01$ s, and for case 2 a step disturbance $d = 9.8$ N starting at t_0 was assumed.

The transfer function from u to y , G can be calculated as

$$G(s) = \frac{1}{s^2 + s + 10} \quad (5)$$

the controllable canonical form being the following.

$$\left[\begin{array}{c|c} \mathbf{A}_c & \mathbf{B}_c \\ \hline \mathbf{C}_c & \end{array} \right] = \left[\begin{array}{cc|c} 0 & 1 & 0 \\ -10 & -1 & 1 \\ \hline 1 & 0 & \end{array} \right] \quad (6)$$

4.2 Case 1: Plant without an Input Disturbance

As previously explained, we assumed a 10% gain error for this case, thus controllers and state observers will be constructed based on the nominal plant $G_n = 0.9G$.

We used a PID controller $K_d = 529.34 \frac{z^2 - 1.935z + 0.9366}{(z-1)(z-0.6736)}$, and for the state observer we set $\mathbf{Q} = \text{diag}(1, 10)$, $\mathbf{R} = 0.1$.

The result of the state estimation is shown in Fig. 6a. Figure 6b shows the error of the state estimation, and from the result it can be seen that the non-causal state observer was able to negate the steady state error. The improvement can be observed from the euclidean norm of state estimation error shown in Fig. 7 too.

Figure 8 is the frequency characteristic of $u \rightarrow \hat{x}$. Comparing both results to the true frequency characteristic $u \rightarrow x$, shows that non-causal state observers show a closer response than the conventional method.

4.3 Case 2: Plant with an Input Disturbance

Having full knowledge of the plant G , we used a PID controller $K_d = 476.4 \frac{z^2 - 1.935z + 0.9366}{(z-1)(z-0.6736)}$, and for the state observer we set $\mathbf{Q} = \text{diag}(1, 10, 100)$, $\mathbf{R} = 0.1$.

The result of the state estimation is shown in Fig. 9a. For simplicity, only the estimation of the disturbance is shown. Figure 9b shows the error of the input disturbance estimation,

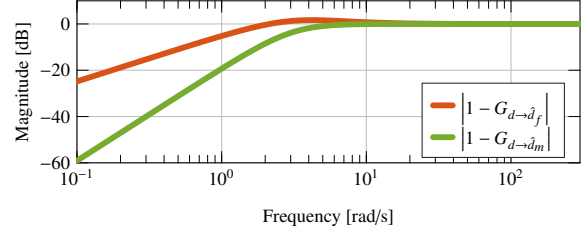


Fig. 11: The error in frequency characteristic of d (actual disturbance) $\rightarrow \hat{d}$ (estimated disturbance). In this figure the difference from the most ideal characteristic ($G_{d \rightarrow \hat{d}} = 1$) is shown. The proposed non-causal observer (—) achieves a more desirable characteristic than the conventional observer (—) especially in the low frequency range.

and from the result it can be seen that the non-causal state observer was able to cancel the phase delay of the estimation. The improvement can be observed from the euclidean norm of disturbance estimation error shown in Fig. 10 too.

Figure 11 shows the frequency characteristic of $d \rightarrow \hat{d}$. It can be seen that the non-causal state observer is able to achieve a more ideal characteristic than the conventional method.

5. Conclusion

In this paper, a non-causal approach for state estimation is presented. This approach aims to improve state estimation by utilizing unused future data. It has been shown that compared to ordinary state observers only using past data, the proposed non-causal observer has improved estimation phase delay with the same estimation bandwidth. Non-causal state estimation is suitable for subjects such as ILC, where non-causal filtering is applicable. For future work, approaches for implementing it into ILC will be investigated.

References

- (1) M. Steinbuch, T. Oomen, and H. Vermeulen, "Motion Control, Mechatronics Design, and Moore's Law," *IEEE Journal of Industry Applications*, 2021.
- (2) T. Oomen, "Advanced Motion Control for Precision Mechatronics: Control, Identification, and Learning of Complex Systems," *IEEE Journal of Industry Applications*, vol. 7, no. 2, pp. 127–140, 2018.
- (3) —, "Learning in machines," *Mikrotek*, vol. 6, pp. 5–11, 2018.
- (4) W. Ohnishi, N. Srijbosch, and T. Oomen, "Multirate State Tracking for Improving Intersample Behavior in Iterative Learning Control," in *2021 IEEE International Conference on Mechatronics*, 2021.
- (5) A. J. Laub, "Generalized Eigenproblem Algorithms and Software for Algebraic Riccati Equations," *Proceedings of the IEEE*, vol. 72, no. 12, pp. 1746–1754, 1984.
- (6) B. D. O. Anderson and J. B. Moore, *Optimal Filtering*. Courier Corporation, 2005.
- (7) D. Simon, *Optimal state estimation: Kalman, H ∞ , and nonlinear approaches*. John Wiley & Sons, 2006.
- (8) J. van Zundert and T. Oomen, "On inversion-based approaches for feedforward and ILC," *Mechatronics*, vol. 50, no. October 2017, pp. 282–291, 2018.
- (9) J. A. Butterworth, L. Y. Pao, and D. Y. Abramovitch, "Analysis and comparison of three discrete-time feedforward model-inverse control techniques for nonminimum-phase systems," *Mechatronics*, vol. 22, no. 5, pp. 577–587, aug 2012.
- (10) M. Tomizuka, "Zero phase error tracking algorithm for digital control," *Journal of Dynamic Systems, Measurement and Control, Transactions of the ASME*, vol. 109, no. 1, pp. 65–68, mar 1987.
- (11) J. T. Wen and B. Potsaid, "An experimental study of a high performance motion control system," in *Proceedings of the American Control Conference*, vol. 6, 2004, pp. 5158–5163.