

## Challenges on the road towards fusion electricity

**Citation for published version (APA):**

Donné, A. J. H. (2016). Challenges on the road towards fusion electricity. *Europhysics News*, 47(5&6), 21-24.  
<https://doi.org/10.1051/eprn/2016502>

**DOI:**

[10.1051/eprn/2016502](https://doi.org/10.1051/eprn/2016502)

**Document status and date:**

Published: 21/11/2016

**Document Version:**

Publisher's PDF, also known as Version of Record (includes final page, issue and volume numbers)

**Please check the document version of this publication:**

- A submitted manuscript is the version of the article upon submission and before peer-review. There can be important differences between the submitted version and the official published version of record. People interested in the research are advised to contact the author for the final version of the publication, or visit the DOI to the publisher's website.
- The final author version and the galley proof are versions of the publication after peer review.
- The final published version features the final layout of the paper including the volume, issue and page numbers.

[Link to publication](#)

**General rights**

Copyright and moral rights for the publications made accessible in the public portal are retained by the authors and/or other copyright owners and it is a condition of accessing publications that users recognise and abide by the legal requirements associated with these rights.

- Users may download and print one copy of any publication from the public portal for the purpose of private study or research.
- You may not further distribute the material or use it for any profit-making activity or commercial gain
- You may freely distribute the URL identifying the publication in the public portal.

If the publication is distributed under the terms of Article 25fa of the Dutch Copyright Act, indicated by the "Taverne" license above, please follow below link for the End User Agreement:

[www.tue.nl/taverne](http://www.tue.nl/taverne)

**Take down policy**

If you believe that this document breaches copyright please contact us at:

[openaccess@tue.nl](mailto:openaccess@tue.nl)

providing details and we will investigate your claim.

# CHALLENGES ON THE ROAD TOWARDS FUSION ELECTRICITY

■ Tony Donné – DOI: <http://dx.doi.org/10.1051/epr/2016502>

■ EUROfusion Programme Management Unit, Boltzmannstraße 2, 85748 Garching bei München, Germany

The ultimate aim of fusion research is to generate electricity by fusing light atoms into heavier ones, thereby converting mass into energy. The most efficient fusion reaction is based on merging the hydrogenic isotopes: Deuterium ( $^2\text{D}$ ) and Tritium ( $^3\text{T}$ ) into Helium ( $^4\text{He}$ ) and a neutron, which releases 17.6 MeV in the form of kinetic energy of the reaction products.

The helium particle carries 20% of the reaction energy which is used for heating the plasma. The neutron with 80% of the energy is not confined by the magnetic field and will penetrate into the blanket surrounding the plasma. There it deposits its energy, leading to a temperature rise of the blanket coolant, which will drive electric turbines. In the blanket it also converts  ${}^6\text{Li}$  into  ${}^3\text{T}$  and  ${}^4\text{He}$ ; the  ${}^3\text{T}$  is subsequently used as fuel.

The two main strategies to achieve fusion on Earth are based on magnetic confinement and inertial confinement. In *magnetic* confinement, a gas is heated to temperatures in the order of  $1 - 1.5 \times 10^8$  K. At these high temperatures the gas has transformed into plasma, consisting of charged particles with sufficiently high energy to overcome the Coulomb potential and to fuse.

▼ Magnetic field lines in the Wendelstein 7-X stellarator in Greifswald, made visible by the combination of an electron gun and a fluorescent rod moved through the vacuum vessel.

Magnetic fields are used to confine the plasma and keep it away from any material surfaces. In *inertial* fusion a small pellet of solid deuterium-tritium is quickly and strongly compressed by powerful laser or particle beams, leading to sufficiently high densities and temperatures for fusion.

### Magnetic Confinement Fusion

European fusion research is largely concentrated on magnetic confinement fusion, as it is the most promising concept to deliver fusion electricity. In the range of magnetic confinement devices that have been studied over the last decades, the tokamak has reached the best performance. In a tokamak, the plasma is confined by a magnetic field that is a superposition of a field generated by external magnetic coils (yielding a field in the toroidal direction) and an internal poloidal field generated by a toroidal current through the plasma which is induced by a transformer (see Figure 1).

Hitherto, the highest fusion performance (16 MW) has been achieved in the Joint European Torus, JET, world's largest tokamak (see article by L. Horton). Also the international ITER experiment (see article by D. Campbell) – a collaboration of China, Europe, India, Japan, Russia, South-Korea and the United States – is based on the tokamak concept. ITER is expected to have first plasma around the middle of the next decade and is designed to achieve fusion power generation of about 500 MW, using 50 MW of external input power. ITER will not deliver any fusion electricity and will therefore be succeeded by DEMO, the first Demonstration Fusion Power Plant (see article by D. Ward).

### EUROfusion and the European Fusion Roadmap

Europe has drafted an elaborate plan to achieve the milestone of fusion electricity demonstration in DEMO by the middle of the century. In this so-called Fusion Roadmap, eight important missions have been defined, which can be grouped into:

1. Risk mitigation for ITER
2. (Pre-) Conceptual Design of DEMO
3. The stellarator as back-up strategy

Fusion research in Europe is coordinated by EUROfusion, a consortium of 29 National Fusion Laboratories from 27 countries, plus Switzerland and – from 2017 onwards - Ukraine, along with over 100 Universities, groups and industries that are acting as Linked Third Parties to the National labs (see Fig. 2).

The fusion community is confident that ITER will work and reach its full performance and all of its objectives. However, there are open research issues that, if better understood, can help ITER to optimise its research plan. It is no surprise that there are even more open issues with respect to the design of the DEMO reactor. These are largely related to the very hostile environment with strong plasma-wall interaction and high fluxes and fluences of



neutrons and gammas emerging from the hot plasma. In the remainder of this paper and the following ones of this special issue the reader will be guided through a few of the main physics challenges in the fusion roadmap.

The choice has been made to focus on items 1 and 3 above. Item 2 is linked to the DEMO design and preparation, and is more technology-oriented than the other two items, although it comprises challenging and interesting issues such as developing neutron-resistant materials, achieving tritium self-sufficiency, intrinsic safety, integrated DEMO design and competitive cost of electricity (see article by D. Ward).

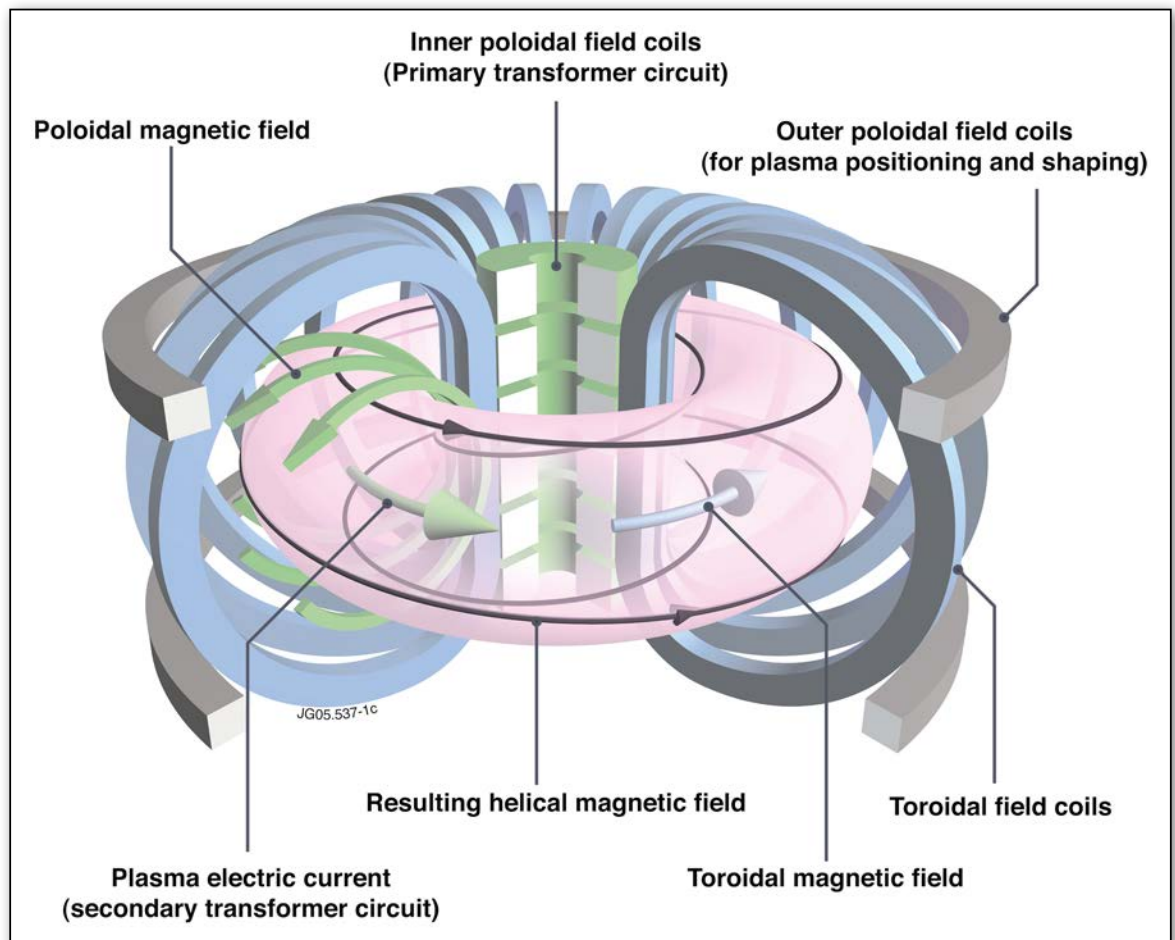
**Risk mitigation for ITER (and DEMO)**

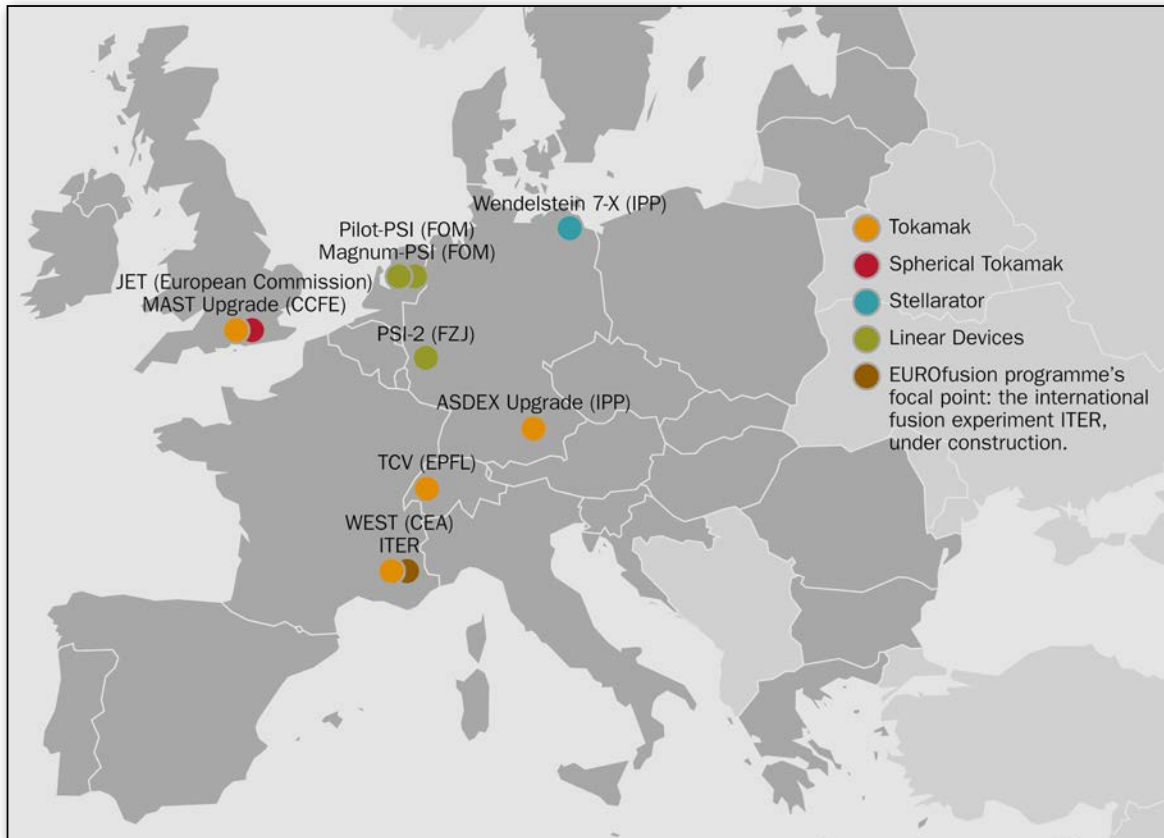
The temperature of the fusion plasma in ITER (and also in DEMO) must be about 10-20 times higher than that in the core of the Sun, for colliding particles to have sufficient energy to fuse. Because there are strong temperature-, density- and current density gradients, the plasma is prone to develop microscopic instabilities (turbulence) as well as macroscopic magnetohydrodynamic instabilities, which degrade the plasma performance. The macroscopic instabilities can potentially completely destabilise a tokamak plasma which can end the plasma state. This process - called disruption - leads to strong forces onto the surrounding vacuum vessel due to induced halo currents. So plasma scenarios need to be developed in which

the performance is ramped up in a controlled way and in which instabilities are actively controlled. An excellent external 'knob' to control magneto-hydrodynamic instabilities is the injection of radio waves at the place of the instability. The radio frequency waves injected are either resonant with the local electron or ion cyclotron frequency or one of its higher harmonics. This stabilisation method can act either on the electrons or on the ions in the plasma. Another possibility to act on the plasma is the injection of powerful beams of neutral particles (typical energies in ITER ~1 MeV).

ITER will bring fusion physics into a new regime: The alpha particles carry 20% of the generated fusion power, which implies that at the highest ITER performance (fusion power/input power = 10), the self-heating by the alpha particles is twice the external input power. This has a large effect on the way the plasma can be controlled. Only localized heating methods, with a high power density, like cyclotron heating can outweigh the alpha particle heating, and can therefore be used for efficient plasma control. Additionally, new effects can occur as the energetic alpha particles can interact with instabilities, which might lead to intolerable losses of fast particles. Many of these effects can be studied already in present devices by mimicking alpha particles by fast ions that are externally injected, but the ultimate understanding of alpha-particle physics needs to come from ITER.

► **FIG. 1:** Principle of the tokamak. The hot plasma is confined by a superposition of the toroidal and the poloidal magnetic fields. The first is generated by external magnetic field coils, the second by the electrical current induced in the plasma. Due to the transformer action to induce the current in the plasma, the tokamak is a pulsed device by definition (picture EUROfusion).






◀ FIG. 2: Dark coloured countries are involved in the EUROfusion consortium (Sweden and Finland are off the map, but are also member of EUROfusion). The bulk of the EUROfusion research is concentrated on the various devices indicated with coloured dots. A number of devices in other countries are used for specific experiments (Picture EUROfusion).

Achieving a high performance plasma is not the only challenge. By far the largest quest for the fusion researchers is to solve the heat exhaust problem. Namely, the power generated in the core of the plasma needs to be exhausted in a small part of the reaction chamber called the divertor. In ITER, the neutrons, deposit a total of 400 MW more or less uniformly into the blanket structure surrounding the vacuum chamber. But about 90% of the remaining exhaust power of about 100 MW is convected towards the divertor, leading to a steady state heat load on the divertor components in ITER with peak values of 10-20 MW/m<sup>2</sup>. These are power densities that are close to those at the surface of the Sun! The challenge of finding a proper solution beyond ITER is largely going into two directions: development of (new) plasma-facing materials that are more robust against the plasma-wall interactions as well as developing new magnetic geometries for the divertor in which the peak heat load is distributed over a larger surface. With respect to the latter direction: options that are being studied in Europe are the snowflake divertor in the Swiss TCV tokamak, the Super-X divertor in the British MAST-Upgrade tokamak and liquid materials divertors in a number of specific experiments. *Plasma regimes of operation* (mission1) and *Heat-exhaust systems* (mission 2) in the fusion roadmap are tightly interlinked. This is illustrated by the following. Originally most tokamaks in the world utilised carbon tiles as main plasma-facing components and carbon-fibre composites (CFC) in the divertor, as this material is very strong and can withstand high temperatures up to about 1200°C.

Carbon is also a relatively light atom and does not pollute the plasma too much when it enters (since the plasma is quasi-neutral, each impurity ion with charge number  $Z$  pushes out  $Z$  hydrogenic ions, leading to fuel dilution). However, carbon has two important drawbacks: 1) it forms dust, and 2) it binds with hydrogen. The effect of both is that in a machine operating with  $^3\text{T}$  (like ITER) after a short time the whole tritium inventory is immobile due to retention in the carbon dust and carbon plasma-facing components. This implies opening and cleaning the machine and subsequently separating the tritium from the dust. It is for this reason that about 10-15 years ago a deliberate choice has been made in Europe to switch to full metal machines. The German ASDEX-Upgrade, has gradually changed the wall material from full carbon to full tungsten. JET has been modified in a single shut-down from a carbon machine to a device with beryllium walls and a tungsten divertor (exactly the same materials as will be employed in ITER, see the following papers). The Tore Supra superconducting tokamak in France is presently being changed into WEST, a full tungsten device able to run long plasma pulses. Tungsten has a high melting point of 3422°C, but recrystallisation becomes important above 1200°C. The result of a few years of operation of ASDEX-Upgrade with a full tungsten wall and JET with the ITER-like wall is that the hydrogen retention has been reduced by a factor of ~15, which is sufficiently good for ITER. However, it turned out to be much more challenging to achieve a high plasma performance due to influx and accumulation of tungsten in the plasma core, which – as

► **FIG. 3:**  
Schematic drawings of the Wendelstein 7-X stellarator, showing the complexity of the device with the magnetic field coils, cooling channels, vacuum vessel and cryostat (copyright Max-Planck-Institut für Plasmaphysik)



sketched above – leads to considerable fuel dilution. This can be avoided by using special tricks as central plasma heating (with radio frequency waves), surrounding the plasma by a seeding gas and controlling instabilities at the plasma edge to purge the tungsten out of the plasma. This shows the rather intricate interplay between reaching a high plasma performance and finding proper solutions for the plasma heat exhaust geometry and material choices.

Apart from the integrated research of plasma-wall interaction in tokamaks, new materials are constantly being developed and tested in linear plasma devices, like MAGNUM-PSI and Pilot-PSI in The Netherlands and JULE-PSI in Germany, in which the materials can be exposed to plasma fluxes and fluences that are reminiscent to those in ITER.

### The stellarator as back up strategy

Undoubtedly, the tokamak has the simplest design of the relevant confinement devices. Because it also has the best performance, international research has largely concentrated on this line since the 1970's. Besides its scientific successes, the tokamak has a number of drawbacks. Firstly, it is a pulsed device due to the fact that the plasma current is induced by a transformer. Secondly, the tokamak is prone to current-driven instabilities and disruptions that necessitate active control tools for a stable operation, as outlined above.

There is a second magnetic confinement device in which the confining magnetic field is completely generated by external field coils: the stellarator. The stellarator is in principle net current free and, hence, the device is intrinsically more stable. But every advantage comes with a disadvantage: the design and construction of the stellarator is much more complex (see Fig. 3), and this is the main reason why it is generally lagging behind the tokamak.

Nevertheless, stellarator research has entered a new era: On 10 December 2015, the super-conducting Wendelstein 7-X device with its optimised magnetic configuration, located in Greifswald, Germany, and with a diameter of 16 m (see Fig. 5) has been taken into operation. Angela Merkel initiated on 3 February 2016 the first hydrogen plasma, which had already an electron temperature of 8 keV. Research in Wendelstein 7-X will show the viability of this concept and its potential for a future fusion power plant.

### Concluding remarks

In this brief paper it has only been possible to describe a small fraction of the European research in nuclear fusion, and in doing that even only the tip of the iceberg could be discussed. There are still many scientific and technological challenges in fusion research, ranging from a very fundamental nature to more applied issues. More technical information is provided in the following papers of this special issue. Apart from that it is a very interesting and rewarding discipline to work in, it has the additional prospect that it is contributing towards a solution to the world energy and climate problem. ■

### About the Author



**Tony Donné** is Programme Manager of the EUROfusion consortium, a position he has held since June 2014. He obtained his PhD degree (1985) at the Free University of Amsterdam. Most of his scientific career was devoted to research in the field of high-temperature plasma diagnostics. From 2009 – 2014 he was heading the fusion research department of the Dutch Institute for Fundamental Energy Research.