

Sensitivity analysis of linear dynamical systems in uncertainty quantification

Citation for published version (APA):

Pulch, R., Maten, ter, E. J. W., & Augustin, F. (2013). *Sensitivity analysis of linear dynamical systems in uncertainty quantification*. (CASA-report; Vol. 1330). Technische Universiteit Eindhoven.

Document status and date:

Published: 01/01/2013

Document Version:

Publisher's PDF, also known as Version of Record (includes final page, issue and volume numbers)

Please check the document version of this publication:

- A submitted manuscript is the version of the article upon submission and before peer-review. There can be important differences between the submitted version and the official published version of record. People interested in the research are advised to contact the author for the final version of the publication, or visit the DOI to the publisher's website.
- The final author version and the galley proof are versions of the publication after peer review.
- The final published version features the final layout of the paper including the volume, issue and page numbers.

[Link to publication](#)

General rights

Copyright and moral rights for the publications made accessible in the public portal are retained by the authors and/or other copyright owners and it is a condition of accessing publications that users recognise and abide by the legal requirements associated with these rights.

- Users may download and print one copy of any publication from the public portal for the purpose of private study or research.
- You may not further distribute the material or use it for any profit-making activity or commercial gain
- You may freely distribute the URL identifying the publication in the public portal.

If the publication is distributed under the terms of Article 25fa of the Dutch Copyright Act, indicated by the "Taverne" license above, please follow below link for the End User Agreement:

www.tue.nl/taverne

Take down policy

If you believe that this document breaches copyright please contact us at:

openaccess@tue.nl

providing details and we will investigate your claim.

EINDHOVEN UNIVERSITY OF TECHNOLOGY
Department of Mathematics and Computer Science

CASA-Report 13-30
November 2013

Sensitivity analysis of linear dynamical systems
in uncertainty quantification

by

R. Pulch, E.J.W. ter Maten, F. Augustin



Centre for Analysis, Scientific computing and Applications
Department of Mathematics and Computer Science
Eindhoven University of Technology
P.O. Box 513
5600 MB Eindhoven, The Netherlands
ISSN: 0926-4507

Sensitivity analysis of linear dynamical systems in uncertainty quantification

Roland Pulch^{1,*}, E. Jan W. ter Maten^{1,2}, and Florian Augustin³

¹ Chair of Applied Mathematics and Numerical Analysis, Bergische Universität Wuppertal, Germany.

² Center for Analysis, Scientific Computing and Applications, Technische Universiteit Eindhoven, the Netherlands.

³ Department of Aeronautics and Astronautics, Massachusetts Institute of Technology, United States.

We consider linear dynamical systems including random parameters for uncertainty quantification. A sensitivity analysis of the stochastic model is applied to the input-output behaviour of the systems. Thus the parameters that contribute most to the variance are detected. Both intrusive and non-intrusive methods based on the polynomial chaos yield the required sensitivity coefficients. We use this approach to analyse a test example from electrical engineering.

Copyright line will be provided by the publisher

1 Problem definition

Let the linear dynamical system

$$\begin{aligned} C(p) \frac{d}{dt} x(t, p) + G(p)x(t, p) &= Bu(t) \\ y(t, p) &= Lx(t, p) \end{aligned} \quad (1)$$

be given with inputs $u \in \mathbb{R}^k$, outputs $y \in \mathbb{R}^m$ and state variables $x \in \mathbb{R}^n$. The matrices $C, G \in \mathbb{R}^{n \times n}$ include physical parameters $p \in \Pi \subseteq \mathbb{R}^q$, whereas $B \in \mathbb{R}^{n \times k}$ and $L \in \mathbb{R}^{m \times n}$ are constant. Thus the state variables as well as the outputs depend on the parameters. We assume that the matrix pencil of C, G is regular for each $p \in \Pi$. The input-output behaviour of the system (1) is described by a transfer function $H(i\omega, p) \in \mathbb{C}^{m \times k}$ with $i := \sqrt{-1}$ and $\omega \in \mathbb{R}$ in frequency domain, see [1].

To quantify uncertainties, we replace the physical parameters by random variables $p : \Omega \rightarrow \Pi$ on an event space Ω . We assume independent random distributions. Let an associated probability density function $\rho : \Pi \rightarrow \mathbb{R}$ be available. Consequently, the state variables as well as the outputs become random processes.

2 Sensitivity analysis

Our aim is to analyse the sensitivity of the transfer function H with respect to the random parameters p . For uniform random distributions, the Sobol decomposition yields variance-based sensitivity coefficients. For general stochastic models, we determine variance-based sensitivity coefficients by the expansions of the polynomial chaos (PC), see [5]. The expansion of a function $f : \Pi \rightarrow \mathbb{R}$ reads

$$f(p) = \sum_{l=0}^{\infty} f_l \Phi_l(p) \quad \text{with} \quad f_l = \int_{\Pi} f(p) \Phi_l(p) \rho(p) dp \quad (2)$$

using a system of orthonormal basis polynomials $(\Phi_l)_{l \in \mathbb{N}}$ with $\Phi_l : \Pi \rightarrow \mathbb{R}$. Now the sensitivity coefficients are defined by

$$S_j := \frac{V_j}{\text{Var}(f(p))} \quad \text{and} \quad V_j := \sum_{l \in I_j} f_l^2 \quad \text{for} \quad j = 1, \dots, q \quad (3)$$

with index sets $I_j := \{l \in \mathbb{N} : \Phi_l(p_1, \dots, p_q) \text{ is not constant in } p_j\}$. To achieve a finite approximation, the index sets I_j in (3) are replaced by $I_j^d := \{l \in I_j : \text{degree}(\Phi_l) \leq d\}$. As function f , we investigate the real part, the imaginary part and the absolute value of each component of the transfer function $H(i\omega, p) \in \mathbb{C}^{m \times k}$ pointwise for each frequency ω .

There are two types of numerical techniques to compute the sensitivity coefficients S_1, \dots, S_q :

- i) *non-intrusive methods*: The coefficients f_l in (2) are given in form of probabilistic integrals. A quadrature rule or sampling method implies a finite sum as an approximation. It follows that we have to evaluate the transfer function H of the deterministic system (1) for each node of the quadrature scheme.
- ii) *intrusive methods*: The stochastic Galerkin approach yields a large linear dynamical system (1) with constant matrices $\hat{C}, \hat{G} \in \mathbb{R}^{rn \times rn}$, where r is the number of basis polynomials up to degree d , see [3]. We obtain an approximation of the PC expansion of the transfer function H directly by the components of the transfer function of this larger system.

More details can be found in [4].

* Corresponding author: address Gaußstr. 20 D-42119 Wuppertal, e-mail pulch@math.uni-wuppertal.de, phone +49 202 439 4779

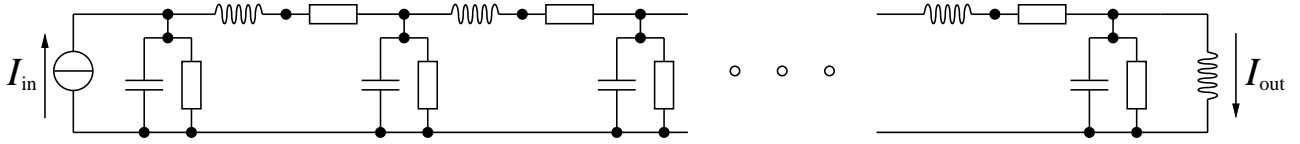


Fig. 1: Linear electric network.

3 Simulation of a test example

We investigate a linear electric circuit from [2], depicted in Fig. 1. A single input current and a single output current appear ($k = m = 1$), i.e., the transfer function becomes a scalar $H \in \mathbb{C}$. The circuit consists of a repetition of c cells and an additional inductance. As physical parameters, we obtain $c + 1$ capacitances, $c + 1$ inductances, $c + 1$ conductances parallel to the capacitances (group I) and c conductances in line with the inductances (group II). In the stochastic model, we arrange $q = 4c + 3$ random variables for all physical parameters. We choose independent uniform distributions with variations of 20% around the following mean values: 10^{-9} for capacitances, 10^{-6} for inductances, 10^{-3} and 10^{-2} for conductances of group I and group II, respectively. A mathematical modelling of the circuit yields a system (1) of differential-algebraic equations of index one including $n = 3c + 3$ state variables. The number $c = 10$ is applied in our simulation.

We employ a non-intrusive technique with the Stroud quadrature formula of order 5, which exhibits 3,699 nodes within the 43-dimensional space of the random parameters. The frequency domain $\omega \in [10^2, 10^{10}]$ is observed only, since the transfer function becomes constant outside this interval for each realisation of the parameters. Fig. 2 shows the approximations of the expected values and the standard deviations of the transfer functions separately for the real part and the imaginary part. To compute the sensitivity coefficients (3), we use the PC expansion with all polynomials up to degree $d = 2$, i.e., $r = 946$ basis functions appear. For brevity, just the absolute value $|H|$ of the transfer function is analysed. Fig. 3 illustrates the sensitivities obtained by the non-intrusive technique. On the one hand, the capacitances and inductances are inessential for low frequencies $\omega < 10^6$. Furthermore, the sensitivities of all inductances coincide except for the additional inductance. On the other hand, the sensitivities of the conductance groups are small and agree for high frequencies $\omega > 10^8$. Since some sensitivities are tiny in respective frequency intervals, a model order reduction can be performed in the random space, cf. [4].

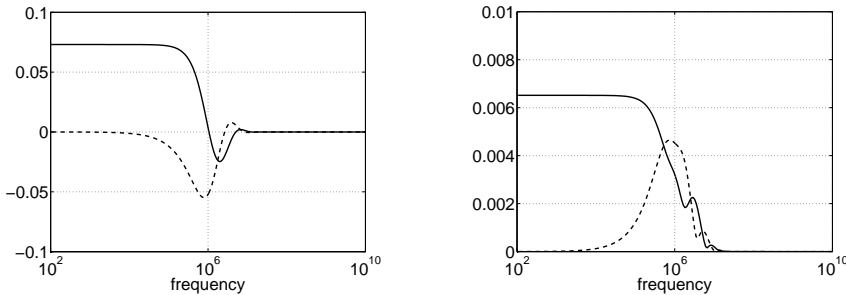


Fig. 2: Expected values (left) and st. deviations (right) for real part (solid line) and imaginary part (dashed line) of the transfer function.

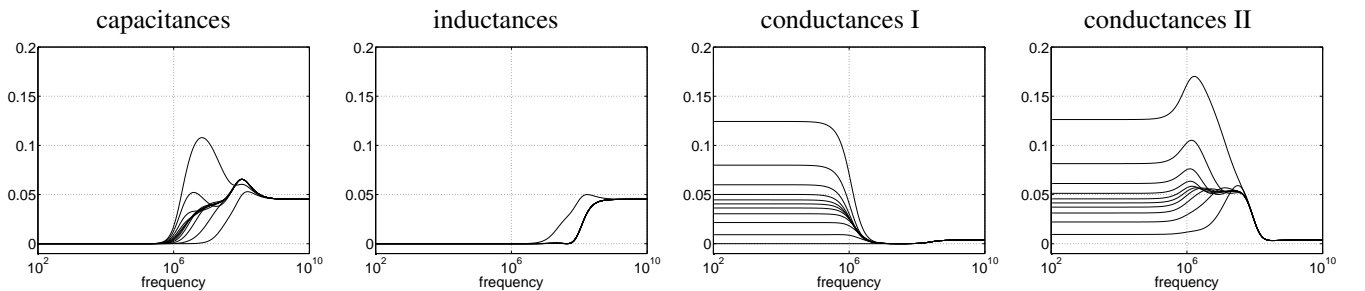


Fig. 3: Sensitivity coefficients of absolute value of the transfer function for the four groups of physical parameters.

References

- [1] R. Freund, *Acta Numerica* **12**, 267-319 (2003).
- [2] M. Günther, *Partielle differential-algebraische Systeme in der numerischen Zeitbereichsanalyse elektrischer Schaltungen* (VDI, 2001).
- [3] R. Pulch, *Int. J. Uncertainty Quantification* **1**, 223-240 (2011).
- [4] R. Pulch, E.J.W. ter Maten, F. Augustin, Preprint IMACM 13/07, Bergische Universität Wuppertal (2013).
- [5] B. Sudret, *Reliability Engineering and System Safety* **93**, 964-979 (2008).

PREVIOUS PUBLICATIONS IN THIS SERIES:

Number	Author(s)	Title	Month
13-26	I.W.M. Bleylevens M.E. Hochstenbach R.L.M. Peeters	Polynomial optimization and a Jacobi-Davidson type method for commuting matrices	Nov. '13
13-27	B. Besselink A. Lutowska U. Tabak N. van de Wouw H. Nijmeijer M.E. Hochstenbach W.H.A. Schilders D.J. Rixen	A comparison of model reduction techniques from structural dynamics, numerical mathematics and systems and control	Nov. '13
13-28	M.E. Hochstenbach S. Noschese L. Reichel	Fractional regularization matrices for linear discrete ill-posed problems	Nov. '13
13-29	J.H.M. ten Thije Boonkkamp L. Liu J. van Dijk K.S.C. Peerenboom	Harmonic complete flux schemes for conservation laws with discontinuous coefficients	Nov. '13
13-30	R. Pulch E.J.W. ter Maten F. Augustin	Sensitivity analysis of linear dynamical systems in uncertainty quantification	Nov. '13