

## Predicting product performance limits for polymers

***Citation for published version (APA):***

Engels, T. A. P., Govaert, L. E., & Meijer, H. E. H. (2007). *Predicting product performance limits for polymers*. Poster session presented at Mate Poster Award 2007 : 12th Annual Poster Contest.

***Document status and date:***

Published: 01/01/2007

***Document Version:***

Publisher's PDF, also known as Version of Record (includes final page, issue and volume numbers)

***Please check the document version of this publication:***

- A submitted manuscript is the version of the article upon submission and before peer-review. There can be important differences between the submitted version and the official published version of record. People interested in the research are advised to contact the author for the final version of the publication, or visit the DOI to the publisher's website.
- The final author version and the galley proof are versions of the publication after peer review.
- The final published version features the final layout of the paper including the volume, issue and page numbers.

[Link to publication](#)

***General rights***

Copyright and moral rights for the publications made accessible in the public portal are retained by the authors and/or other copyright owners and it is a condition of accessing publications that users recognise and abide by the legal requirements associated with these rights.

- Users may download and print one copy of any publication from the public portal for the purpose of private study or research.
- You may not further distribute the material or use it for any profit-making activity or commercial gain
- You may freely distribute the URL identifying the publication in the public portal.

If the publication is distributed under the terms of Article 25fa of the Dutch Copyright Act, indicated by the "Taverne" license above, please follow below link for the End User Agreement:

[www.tue.nl/taverne](http://www.tue.nl/taverne)

***Take down policy***

If you believe that this document breaches copyright please contact us at:

[openaccess@tue.nl](mailto:openaccess@tue.nl)

providing details and we will investigate your claim.

# Predicting product performance limits for polymers

Tom A.P. Engels, Leon E. Govaert and Han E.H. Meijer

Dutch Polymer Institute (DPI), Section Materials Technology (MaTe), Eindhoven University of Technology

## Introduction

An important question in polymer engineering practice is what are the limits to the yield stress for safe usage. The lower limit follows from the time a product must bear a given load, whereas the upper limit from the mode of failure: ductile or brittle. Here we present an engineering approach, based on constitutive considerations and sound knowledge of the materials intrinsic behavior, to answer this question.

## Relation between aging and embrittlement

From literature it is known that ductile polycarbonate becomes brittle after prolonged exposure to high temperatures [1]. The transition from ductile to brittle failure is considered to be the result of exceeding a critical hydrostatic stress [2].

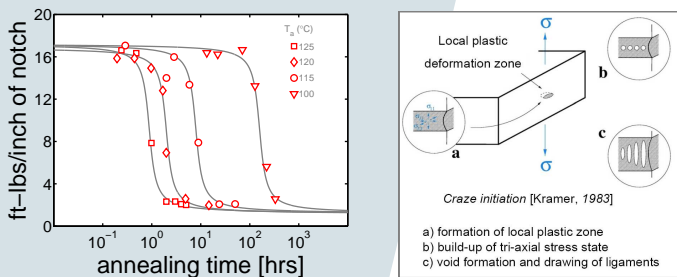


Figure 1 Izod impact data on PC, taken from [1] (left); triaxial stress state leading to void formation (right)

It is also known that exposing amorphous polymers to high temperatures (below  $T_g$ ) lead to an increase in the yield stress. Therefore it can be hypothesized that the maximum hydrostatic stress occurring in a notched sample during impact testing increases with yield stress.

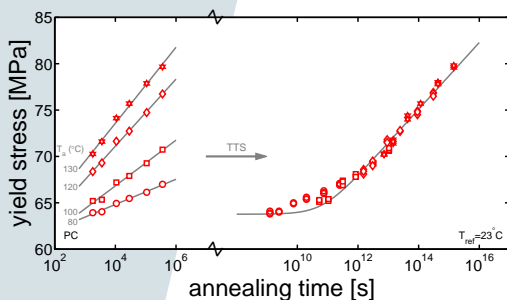


Figure 2 Annealing data and mastercurve constructed thereof.

The increase in yield stress with time was captured in previous work [3] by the following set of equations:

$$\sigma_y(t) = \sigma_{y,0} + c \cdot \log(t_{eff} + t_a)$$

$$t_{eff} = \int_0^t a_T^{-1}(T(\xi)) d\xi$$

$$a_T(T) = \exp\left(\frac{\Delta U_a}{R} \cdot \left(\frac{1}{T} - \frac{1}{T_{ref}}\right)\right)$$

which were obtained from Time-Temperature-Superposition (TTS) of yield stresses measured at various annealing times and temperatures [3], as can be seen in Figure 2.

/department of mechanical engineering

## Defining a critical yield stress

Qualitative FEM analysis of 3D notched tensile bars showed that the maximum hydrostatic stress found in a sample is linear proportional to the yield stress of the material.

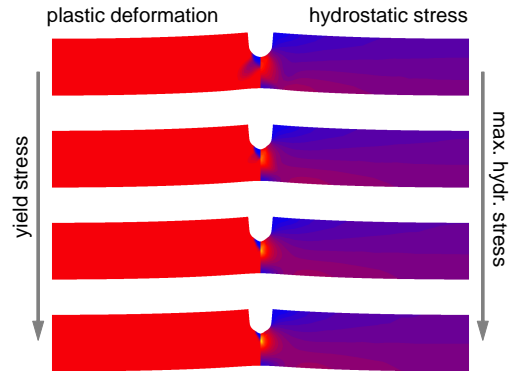


Figure 3 proportionality between yield stress and maximum hydrostatic stress.

This proportionality suggests that the critical hydrostatic stress exceeded upon passing the ductile-to-brittle transition corresponds to a critical yield stress. Translation of the experimentally observed ductile-to-brittle transition times (fig 1) to yield stresses indeed lead to a constant critical yield stress,  $\sigma_{DB}$ . This critical yield stress can be used as an upper limit to an application window. A lower limit can be derived from the minimum time-to-failure a product must have under a certain static- or dynamic loading condition,  $\sigma_{tff}$  [4].

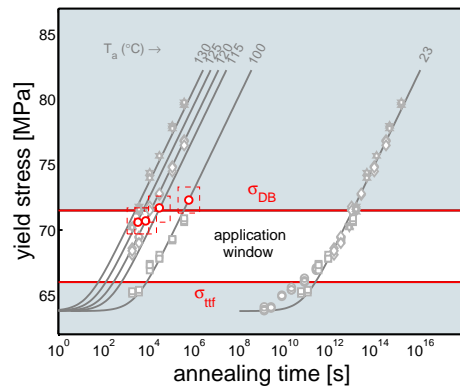


Figure 4 translated critical yield stresses (markers) and the application window.

## Conclusions

We have shown that knowledge gained by constitutive modelling in combination with good insight into the intrinsic behavior can lead to the definition of an application window for glassy polymers.

## References:

- [1] LeGrand, D.G.: Crazeing, yielding, and fracture of polymers. I. Ductile brittle transition in polycarbonate. J. Appl. Polym. Sci., 13, 2129-2147, (1969)
- [2] Ishikawa, M., Narisawa, I. and Ogawa, H.: Criterion for craze nucleation in polycarbonate. Journal of Polymer Science: Polymer Physics ed., 15, 1791-1804, (1977)
- [3] Klompen, E.T.J., Engels, T.A.P., Govaert, L.E., Meijer, H.E.H.: Modelling of the post-yield response of glassy polymers: influence of thermomechanical history. Macromolecules, 38(16), 6997-7008, (2005)
- [4] Klompen, E.T.J., Engels, T.A.P., Breemen, L.C.A. van, Schreurs, P.J.G., Govaert, L.E., Meijer, H.E.H.: Quantitative prediction of long-term failure of Polycarbonate. Macromolecules, 38(16), 7009-7017, (2005)