

Multiple rotor-stator spinning disc contactor: compact equipment for intensified multiphase processes

Citation for published version (APA):

Meeuwse, M., Schaaf, van der, J., & Schouten, J. C. (2010). Multiple rotor-stator spinning disc contactor: compact equipment for intensified multiphase processes. In J. Drahos (Ed.), *Proceedings of the 19th International Congress of Chemical and Process Engineering (CHISA 2010) and the 7th European Congress of Chemical Engineering (ECCE-7), 28 august - 1 September 2010, Prague, Czech Republic* (pp. 365-366)

Document status and date:

Published: 01/01/2010

Document Version:

Publisher's PDF, also known as Version of Record (includes final page, issue and volume numbers)

Please check the document version of this publication:

- A submitted manuscript is the version of the article upon submission and before peer-review. There can be important differences between the submitted version and the official published version of record. People interested in the research are advised to contact the author for the final version of the publication, or visit the DOI to the publisher's website.
- The final author version and the galley proof are versions of the publication after peer review.
- The final published version features the final layout of the paper including the volume, issue and page numbers.

[Link to publication](#)

General rights

Copyright and moral rights for the publications made accessible in the public portal are retained by the authors and/or other copyright owners and it is a condition of accessing publications that users recognise and abide by the legal requirements associated with these rights.

- Users may download and print one copy of any publication from the public portal for the purpose of private study or research.
- You may not further distribute the material or use it for any profit-making activity or commercial gain
- You may freely distribute the URL identifying the publication in the public portal.

If the publication is distributed under the terms of Article 25fa of the Dutch Copyright Act, indicated by the "Taverne" license above, please follow below link for the End User Agreement:

www.tue.nl/taverne

Take down policy

If you believe that this document breaches copyright please contact us at:

openaccess@tue.nl

providing details and we will investigate your claim.

Multiple rotor-stator spinning disc contactor: compact equipment for intensified multiphase processes

M. Meeuwse, J. van der Schaaf, J.C. Schouten

Eindhoven University of Technology, Department of Chemical Engineering and Chemistry,
P.O. Box 513, 5600 MB Eindhoven, The Netherlands

Tel. +31 (0)40 247 2850; Email: j.c.schouten@tue.nl; Web: www.chem.tue.nl/scr

The interphase mass transfer and heat transfer determine the equipment size of most multiphase processes, such as extractions, fast gas-liquid reactions, and heterogeneously catalysed reactions. Equipment with higher mass transfer rates than conventional equipment can be more compact. This leads to safer processes that demand less investment. The multiple rotor-stator spinning disc contactor, presented in this abstract, is a new type of compact apparatus for multiphase processes in which very high rates of interphase mass transfer are reached.

The spinning disc contactor

A stage of the multiple rotor-stator spinning disc contactor consists of a rotating disc in a cylindrical housing. The distance between the rotor and the wall (the stator) is small (order of magnitude typically 1 mm). A large velocity gradient, and thus a large shear force, is present due to the high rotational disc speed. The large shear force breaks up gas bubbles, in case of a gas-liquid system, or liquid drops, in case of a liquid-liquid system, resulting in a large two-phase interfacial area. The high energy input per unit volume induces a high degree of turbulence. This increases the surface renewal rate, which gives a high mass transfer coefficient. The combination of the large interfacial area and the high mass transfer coefficient leads to high volumetric mass transfer rates. The rotor-stator spinning disc contactor is therefore very suitable for gas-liquid or liquid-liquid processes, e.g. multiphase reactions, extractions, distillations, or absorption processes. The high degree of turbulence also leads to high liquid-solid mass transfer rates. In this latter case, the spinning disc contactor can be used as an efficient reactor for heterogeneously catalysed reactions with a catalytically active rotor and/or stator.

Scaling-up of the spinning disc contactor is preferably done by scaling out. An industrial spinning disc unit would then consist of multiple sets of rotating discs, mounted on one axis, thus resulting in a series of rotor-stator unit cells (see Figure 1) with plug flow behaviour. Two phases can be contacted co-currently or counter-currently. The high rotational disc speed results in a high centrifugal force; a density difference between the two phases results in different, or even opposite, radial velocities, leading to counter-current flow. Gas bubbles, for example, will (virtually) always move towards the middle of the contactor, irrespective of the direction of the liquid flow. Heating or cooling can be performed via the rotors or stators, since the turbulence also has a positive effect on the heat transfer coefficient. This means that

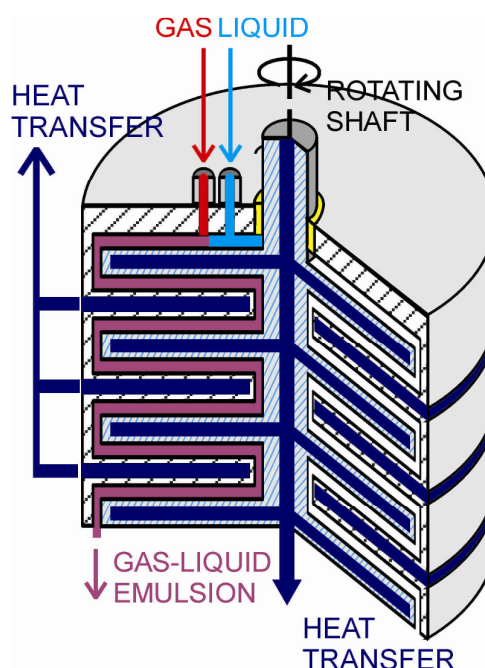


Figure 1. Example of a multistage, co-current gas-liquid rotor-stator spinning disc reactor, with heat transfer fluid in the rotors and stators.

exothermic or endothermic reactions can be readily performed in a rotor-stator spinning disc reactor. A multi-spinning disc reactor can also be used for multi-step synthesis, if the rotors have different catalysts on their surfaces.

Gas-liquid contacting

Gas-liquid mass transfer is an important step in all gas-liquid operations that can be performed in the rotor-stator spinning disc contactor, e.g. absorption processes or heterogeneously catalysed reactions. The gas phase can be introduced in a single stage spinning disc unit in several ways: through a gas inlet in the bottom stator, or together with the liquid through the top inlet, as shown in Figure 2. In the former case, only the region between the rotor and the bottom stator is filled with gas bubbles; in the latter case, the reactor is divided into two regions: the liquid film on the top of the rotor with the gas phase on top, and the rest of the reactor, where small gas bubbles are dispersed in the liquid.

The rate of gas-liquid mass transfer is shown in Figure 3, for the case of a single gas inlet in the bottom stator, where thus only the bottom part of the volume is used. The gas-liquid mass transfer increases with increasing rotational disc speed, up to $0.43 \text{ m}_L^3 \text{ m}_R^{-3} \text{ s}^{-3}$, which is high in comparison to conventional reactors.²

By combining the gas and liquid inlets, the whole volume is now used for mass transfer. The film flow region and the dispersed flow region combined lead to a twofold increase in gas-liquid mass transfer (Figure 3).¹

Liquid-solid mass transfer

The liquid-solid mass transfer coefficient also increases with increasing rotational disc speed, up to $3 \cdot 10^{-4} \text{ m s}^{-1}$, which is also higher than in conventional multiphase equipment. With the high liquid-solid interfacial area, due to the small gap between the rotor and the stator, this gives a volumetric liquid-solid mass transfer coefficient which is of equal order of magnitude as the overall gas-liquid mass transfer coefficient in the spinning disc contactor². This makes the spinning disc contactor very suitable for heterogeneously catalysed reactions with a catalytically active disc.

The high interphase mass transfer coefficients and the broad range of possible configurations give the rotor-stator spinning disc contactor a high potential for multiphase processes. In particular cases a volume reduction of a factor of 10 to 100 seems feasible in comparison to traditional multiphase contacting equipment.

- (1) M. Meeuwse et al., *Ind. Eng. Chem. Res.*, **2009**, submitted.
- (2) M. Meeuwse et al., *Chem. Eng. Sci.*, **2010**, 65, 466-471.

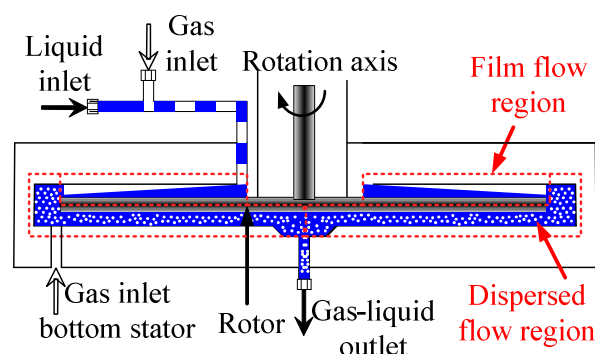


Figure 2. Schematical drawing of a single stage of the spinning disc contactor. Rotor diameter 13.2 cm, rotor-stator distance 1 mm.

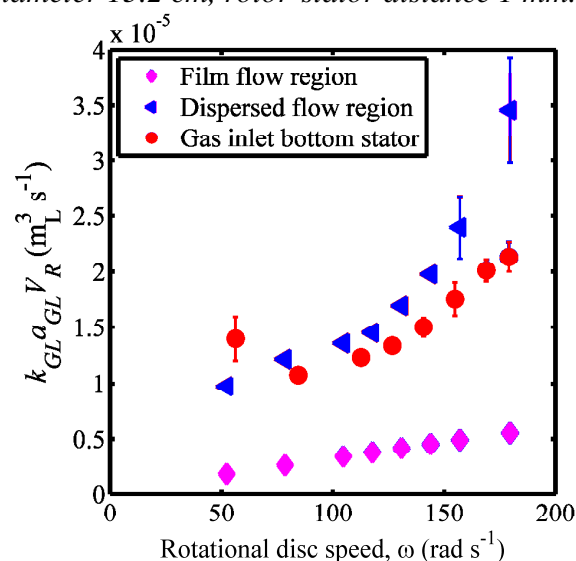


Figure 3. Gas-liquid mass transfer rate.¹