

Reaction mechanisms in homogeneous catalysis

Citation for published version (APA):

Prins, R. (1980). Reaction mechanisms in homogeneous catalysis. In R. Prins, & G. C. A. Schuit (Eds.), *Chemistry and chemical engineering of catalytic processes : NATO Advanced Study Institute, 1979, Noordwijkerhout, The Netherlands: proceedings* (pp. 407-425). (NATO ASI Series, Series E: Applied Sciences; Vol. 39). Sijthoff & Noordhoff.

Document status and date:

Published: 01/01/1980

Document Version:

Publisher's PDF, also known as Version of Record (includes final page, issue and volume numbers)

Please check the document version of this publication:

- A submitted manuscript is the version of the article upon submission and before peer-review. There can be important differences between the submitted version and the official published version of record. People interested in the research are advised to contact the author for the final version of the publication, or visit the DOI to the publisher's website.
- The final author version and the galley proof are versions of the publication after peer review.
- The final published version features the final layout of the paper including the volume, issue and page numbers.

[Link to publication](#)

General rights

Copyright and moral rights for the publications made accessible in the public portal are retained by the authors and/or other copyright owners and it is a condition of accessing publications that users recognise and abide by the legal requirements associated with these rights.

- Users may download and print one copy of any publication from the public portal for the purpose of private study or research.
- You may not further distribute the material or use it for any profit-making activity or commercial gain
- You may freely distribute the URL identifying the publication in the public portal.

If the publication is distributed under the terms of Article 25fa of the Dutch Copyright Act, indicated by the "Taverne" license above, please follow below link for the End User Agreement:

www.tue.nl/taverne

Take down policy

If you believe that this document breaches copyright please contact us at:

openaccess@tue.nl

providing details and we will investigate your claim.

REACTION MECHANISMS IN HOMOGENEOUS CATALYSIS

R. Prins

Laboratory for Inorganic Chemistry,
Eindhoven University of Technology, The Netherlands

INTRODUCTION

Many chemical products are made in the petrochemical industry by the addition of oxygen or oxygen containing molecules to unsaturated hydrocarbons. For instance ethylene oxide is synthesized from oxygen and ethylene, acetic acid from carbonmonoxide and methanol, aldehydes are made from carbonmonoxide, hydrogen and olefins, while alcohols are obtained by a subsequent hydrogenation. In some of these cases catalytic processes are involved that operate in a homogeneous phase, such as in the hydroformylation process, the Wacker process and in the carbonylation of methanol. In the past decade much knowledge has been gathered on the chemistry involved in homogeneous catalysis and in some areas the level of understanding has even further advanced than in comparable areas in heterogeneous catalysis. Before discussing specific reactions, however, we will start with a review of the elementary reaction steps, such as substitution, insertion and oxidative addition, that take place in nearly all homogeneous reactions.

BASIC REACTIONS


Ligand substitution

Ligand substitution of a ligand by one that takes part in the chemical reaction is a step that occurs in many organo-transition metal reactions. Mainly two reaction mechanisms are observed for ligand substitution, an associative and a dissociative


mechanism [1]. Four coordinate square-planar complexes react by the associative mechanism, a five coordinate complex being the transition state. As far as they have been studied, reactions of five coordinate trigonal-bipyramidal complexes are independent of the concentration of the entering ligand and therefore the reactions must be of the dissociative type. Six coordinate octahedral complexes also react by the dissociative mechanism. An example of ligand substitution on a hexa-coordinated manganese complex will be encountered in the following section.

Insertion

Insertion reactions are reactions of the type

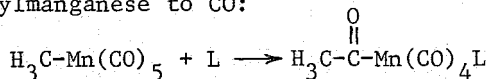


in which an organic group X is so-to-speak 'inserted' between the metal atom and a ligand of a metalorganic compound. One could also say that the metal containing compound is added to the organic substrate and one speaks of 1,1 addition when both M and L are linked to the same atom in the final product and of 1,2 addition if they are linked to neighbouring atoms:



Addition reactions - and also the reverse reactions, the elimination reactions - play an important role in the homogeneous hydrogenation and polymerisation of olefins, in the formation of metal-carbene complexes, in the rearrangement reactions of metal carbonyls, and in many other reactions. In the literature of the last two decades numerous examples of addition reactions can be found with all kinds of groups X, Y and L and with many transition-metal atoms. Some examples are given in Table I. Of the reactions presented in Table I we will discuss in some detail the 1,1 addition to CO and the 1,2 addition to olefins.

The 1,1 addition of an organometallic compound to CO, or as this reaction is often called the insertion of CO into a metal-carbon bond, has been extensively studied. From a mechanistic point of view especially methyl pentacarbonyl manganese has been well studied. Addition of strong donor ligands to this compound induces a reaction that can be called a CO insertion between the manganese atom and the methylgroup or the 1,1 addition of methylmanganese to CO:

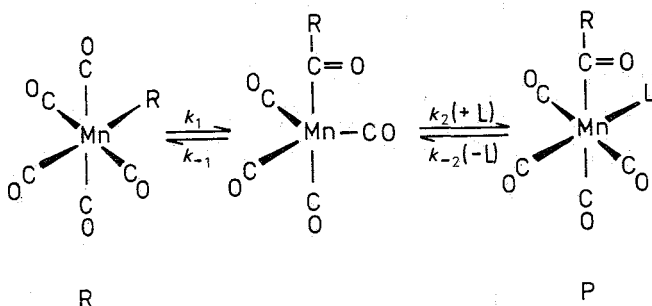


(L = CO, amine, phosphine)

| metal-ligand bond | organic substrate | product |
|-------------------|--|---|
| M-C | 1,1 CO, CNR, CR ₂ , SnCl ₂ 1,2 C ₂ H ₄ , C ₂ H ₂ , O ₂ , CO ₂ | M(COR), M-C(R)=NR' M-C ₂ H ₄ -R, M-C(O)-OR |
| M-H | 1,2 C ₂ H ₄ | M-C ₂ H ₅ |
| M-NR ₂ | 1,2 CO ₂ 1,3 CS ₂ | M-O-C(O)-NR ₂ M(S ₂ C-NR ₂) |
| M-Cl | 1,1 CR ₂ , SnCl ₂ | |
| M-M | 1,1 SnCl ₂ 1,2 SO ₂ | M-SnCl ₂ -M M-O-S(O)-M |

Table 1 Examples of 1,1 and 1,2 additions of organometallic compounds to organic substrates.

The reaction kinetics indicate that a two-step mechanism is operative. In first instance the methyl group migrates to one of the cis CO ligands and forms an acetyl group, followed by addition of L to the vacated site



Assuming a steady state approximation for the acetyl intermediate and neglecting the back reaction k_{-2} we obtain

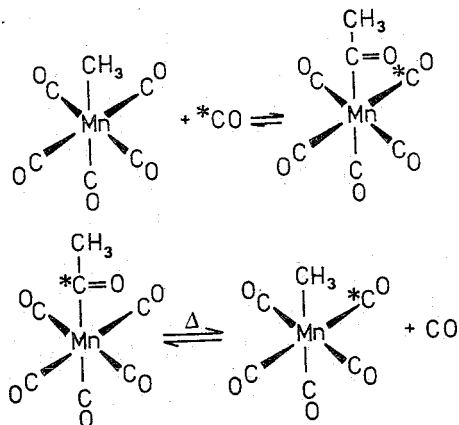
$$\frac{d(P)}{dt} = \frac{k_1 k_2}{k_{-1} + k_2(L)} \cdot (R) \cdot (L)$$

For small concentrations of L one indeed finds a first order dependence in both (R) and (L), while at high concentrations of L the reaction is first order in (R) and zero order in (L).

A very important question in the CO insertion reaction is the question: how does the first step take place? Does the CO insert into the Mn-CH₃ bond or does the methyl group migrate to the CO ligand. The latter has been shown to be the case in very clever

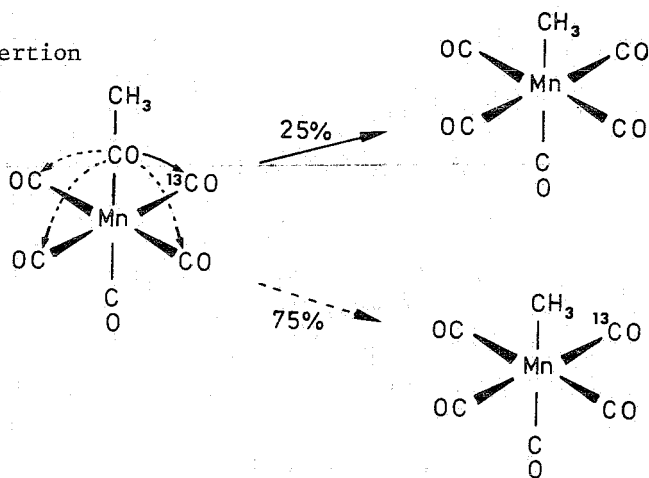
labelling experiments by Noack and Calderazzo [2].

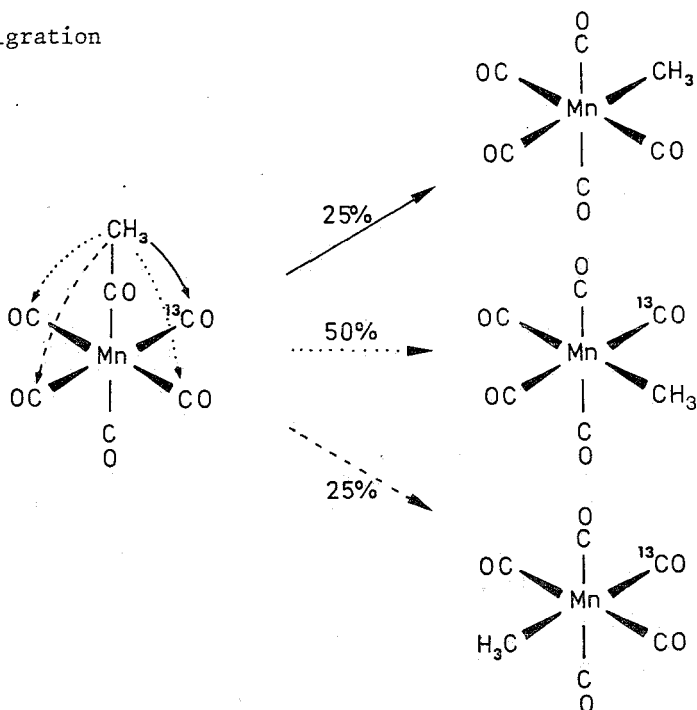
First they studied the CO insertion and de-insertion by means of infrared spectroscopy.



Since the products formed are exclusively the ones indicated in the figure, CO insertion and de-insertion must be intramolecular and regiospecific to the cis coordination site. These experiments in itself do not decide on the two mechanisms, however. An analysis of the decarbonylation products of acetylmanganese pentacarbonyl, with one ¹³CO group, now allows a distinction to be made between carbonyl insertion and methyl migration. According to the schemes given below the two pathways would give different product distributions. Experimentally a cis-to-trans CH₃Mn(CO)₄¹³CO ratio of 2:1 was found, proving that methyl migration is the correct mechanism.

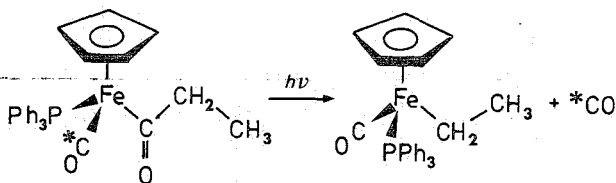
CO insertion



CH₃ migration

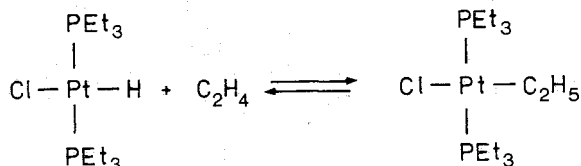
Furthermore carbonylation of $\text{cis-CH}_3\text{Mn}(\text{CO})_4^{13}\text{CO}$ with natural CO gave acetylmanganese pentacarbonyl with cis, trans and $^{13}\text{COCH}_3$ products in the ratio 2:1:1, as expected for the methyl migration route. Carbonyl insertion would have given cis and $^{13}\text{COCH}_3$ products in the ratio 3:1 and no trans isomer.

Another elegant proof of alkyl migration is found in the decarbonylation of the following iron compound



The iron acyl compound is chiral, with the iron atom as the center of chirality. Upon decarbonylation the chirality of the complex is inverted. This can only be explained by assuming that the labelled CO group has left the complex and that the alkyl group has migrated to the vacated site [3].

Of the 1,2 addition reactions the addition of a metalhydride to an olefin, or in other words the insertion of an olefin into a metal-hydrogen bond, is studied most. This reaction plays an important role in the hydrogenation of olefins, in the formation of aldehydes from olefins via the hydroformylation reaction, and in the polymerisation of olefins via the Ziegler-Natta reaction. An example of olefin insertion into a metal-hydrogen bond is the reaction of olefins with $\text{trans-PtHCl}(\text{PET}_3)_2$. At 95°C and 80 atm of ethylene there is a 25% conversion to the σ -bonded ethyl group, while heating in vacuo induces the reverse reaction [4].

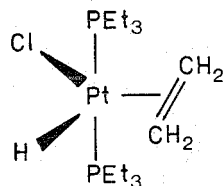


Heating the deuterated complex $\text{trans-Pt}(\text{CD}_2\text{CH}_3)\text{Cl}(\text{PET}_3)_2$ gave a platinum product with both Pt-H and Pt-D bonds. This

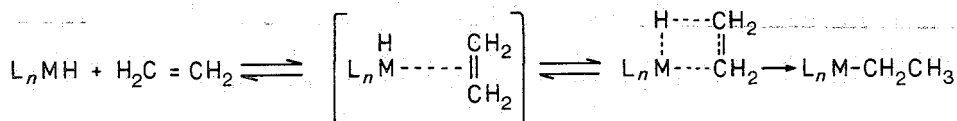
demonstrates that the addition or elimination of the olefin proceeds through a symmetrical transition state, the hydrido ethylene platinum complex:

The equilibrium between metalhydride and olefin on one hand and the metal-


alkyl complex on the other hand lies more to the olefin side for the larger olefins than for ethylene. For instance, with octene-1 no platinum-octyl complex is formed. That olefin addition and elimination does occur, however, was proved by the conversion of $\text{trans-PtDCl}(\text{PET}_3)_2$ into $\text{trans-PtHCl}(\text{PET}_3)_2$ when heated with octene-1 at 130°C for 48 hours.



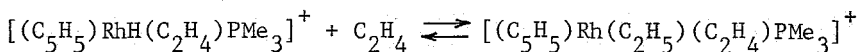
Although it is usually assumed that the 1,2 addition of M-H to C_2H_4 goes via complex formation between the reactants:



only very few hydrido-ethylene-metal complexes have been isolated. Recently an hydrido-ethylene-rhodium complex has been prepared which in nitromethane solution proved to be in equilibrium with the σ -ethyl complex [5].



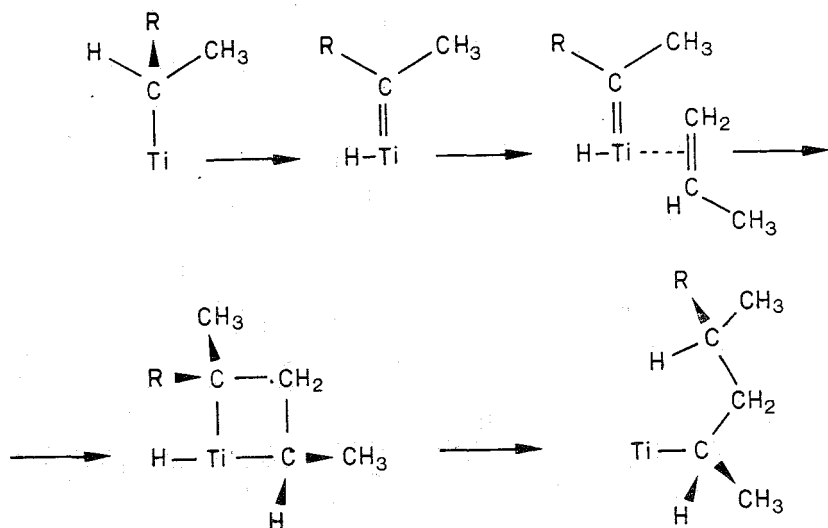
At $-20^\circ C$ the proton-NMR spectrum shows sharp signals for the C_2H_4 and H protons, the former being splitted into two multiplets and the latter into a doublet of doublets by the interaction with the rhodium and phosphorus nuclear spins $\frac{1}{2}$. At room temperature and above the hydrido and ethylene protons appear as broad bands indicating that exchange between these groups occurs. This is confirmed by an experiment in which D_2O is added to the solution at $-20^\circ C$. The 1H -NMR signals of the hydrido and ethylene protons disappear and analysis of the solution demonstrates that $[(C_5H_5)RhD(C_2D_4)PMe_3]^+$ has been formed. The equilibrium between the hydrido-ethylene-rhodium and ethyl-rhodium complexes is shifted to the right by the addition of ethylene



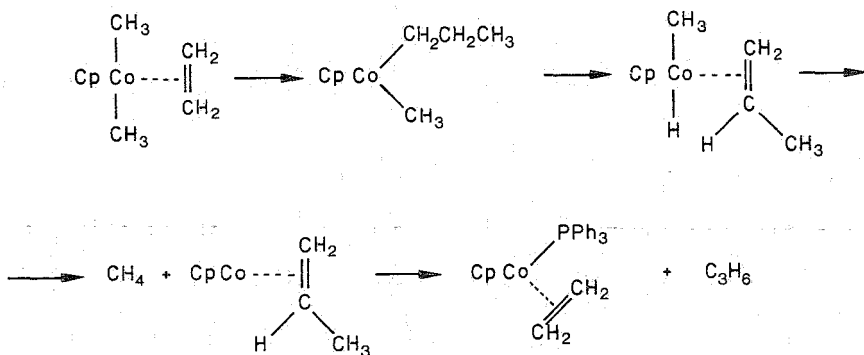
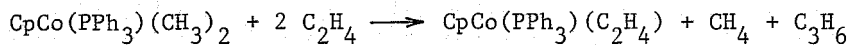
Apparently the ethylene is bonded to the vacant site that is created by the transformation of $H-Rh-C_2H_4$ into $Rh-C_2H_5$.

Hydrido-olefin-metal complexes are rarely observed but also alkyl-metal complexes are hard to isolate. For a long time this has been ascribed to a weak transition-metal-carbon σ -bond, but now it is generally agreed that the reason is kinetic rather than thermodynamic. Alkyl transition-metal complexes are very susceptible to the so-called β -H-elimination reaction, the reverse of the olefin insertion reaction given above. Stable transition-metal alkyls can be prepared but they must either have no β hydrogen atoms, or the coordination around the metal atom must be complete so that the β hydrogen atom cannot be added to the metal atom. For alkyl-metal complexes with vacant coordination sites the β -H-elimination usually is rapid, but bulky ligands may slow it down.

Dimerisation, oligomerisation and Ziegler-Natta polymerisation of olefins have long been assumed to involve insertion of the olefin into the metal-carbon bond of an intermediate metal-alkyl [6]. Green, Rooney and coworkers have pointed out, however, that there are no unambiguous examples where a well characterised alkyl-olefin-metal complex has been observed to react to the expected insertion product [7]. This has led them to suggest an alternative mechanism for apparent insertion reactions which involves α -elimination of hydrogen atoms to form a transient carbene complex and carbon-carbon formation via reaction between the carbene and the π -bonded olefin, analogous to the reaction in metathesis. The polymerisation of propene is then described by the following scheme:



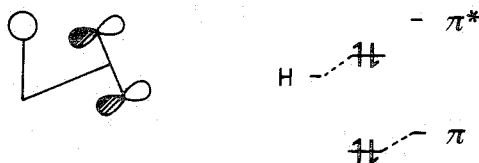
On the other hand, Evitt and Bergman have recently clearly demonstrated that the formation of propene and methane in the reaction of ethylene with η^5 -cyclopentadienyl(triphenylphosphine)-dimethylcobalt is due to insertion rather than α -elimination [8]:



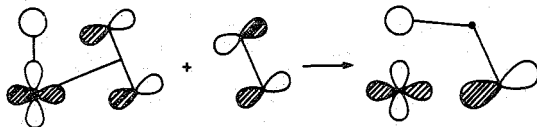
When the perdeutero cobalt complex was treated with C_2H_4 mass spectral analysis showed CD_3H and propene- d_3 to be formed, while in the reaction of C_2D_4 with the perdeutero cobalt complex CD_4 was formed. Apparently, the hydrogen atom that is added to the methyl group to form methane is derived from the ethylene and not from other hydrogen sources in the system, and a complete methyl group is transferred to the ethylene in the formation of propene. Since in the insertion pathway three of the methane hydrogens derive from the initial methyl group and the fourth from ethylene, whereas in the α -elimination pathway the fourth hydrogen comes from the second methyl group and a methylene is transferred to ethylene, the experimental results demonstrate that insertion rather than α -elimination is responsible for the methylation of ethylene by the cobalt complex.

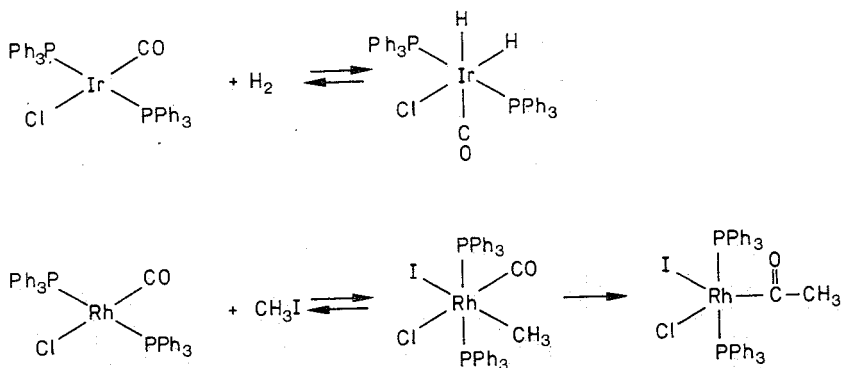
Although this single example of course does not prove that the α -elimination pathway has to be excluded for all apparent insertion reactions, it certainly has brought back confidence in the 'old' insertion pathway.

The olefin insertion reaction has attracted also the attention of theoreticians and in a recent article Thorn and Hoffmann give a lucid explanation of the factors that make the transition from a π -bonded olefin into a σ -bonded alkyl group possible [9]. They argue that the approach of a hydrido ion to an ethylene molecule, in the absence of a transition metal atom, leads to a repulsive interaction between the H ion and the approaching C atom because of the fact that the highest occupied molecular orbital is an antibonding combination between the ethylene π and the hydrido 1s orbitals



Adding a transition metal atom to the scene leads to a diminished repulsive interaction between the hydrido ion and the approaching C atom. The hydrido- π olefine molecular orbital now forms bonding and antibonding combinations with the $d_{x^2-y^2}$ orbital. At the same time this d orbital will combine with the ethylene π^* orbital. This results in some mixing of the π and π^* orbitals and in a weakening of the repulsion between the approaching H and C atoms. Concurrently the orbital develops into a bonding Pt-C orbital





In the second reaction the oxidative addition of methyl iodide is followed by methyl migration (CO insertion). With regard to the stereochemistry of oxidative addition, in all cases studied up to now hydrogen has been found to add in a *cis* fashion, while the addition of alkylhalides has been reported to be both *cis* and *trans*, but most often *trans*.

The oxidative addition reactions can be understood by looking at the effective number of valence electrons (NVE) around the metal atom. Usually the d^8 complexes of Ru(0), Rh(I), Ir(I), Pd(II) and Pt(II) are square planar complexes with 16 valence electrons or they are trigonal bipyramidal 18 electron complexes. Species such as H₂, X₂, HX, RX, RCOX, RSnX can add to these compounds. Addition to the square planar, 16 electron, d^8 complexes leads directly to octahedral, 18 electron, d^6 complexes whereas addition to the five coordinate, 18 electron, d^8 complexes leads to octahedral complexes only after dissociation of one of the original ligands.

The influence of the metal atom in oxidative addition reactions can be rationalised by taking into account its nucleophilicity. A high electron density on the metal atom favours oxidative addition and the largest metals of the third row, in the lowest oxidation state, therefore show the greatest tendency to undergo oxidative addition [12]. By a similar reasoning it is understandable that strongly donating ligands like carbonyls and phosphines promote the oxidative addition.

The influence of metal basicity is evident when comparing two metals like iridium and rhodium. With IrCl(CO)(PPh₃)₂ the addition of CH₃I is complete and irreversible, while for the rhodium analog it is quite reversible. The reverse reaction is called reductive elimination and together with oxidative addition

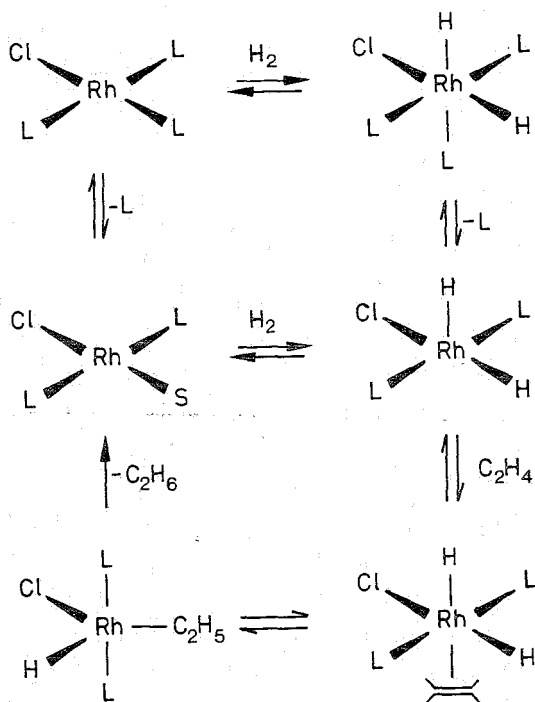
it plays an important role in the homogeneous catalysis of hydroformylation and of the carbonylation of methanol to acetic acid.

REACTION MECHANISMS

Having discussed the basic reactions, we will in this section clarify part of the chemistry involved in homogeneous catalysis and in particular we will discuss the hydrogenation of olefins, the carbonylation reaction (as used in the hydroformylation and methanol carbonylation processes), and the oxidation of ethylene to acetaldehyde.

Olefin hydrogenation

Many metal complexes are able to activate hydrogen, some of the best known are $\text{RuCl}_2(\text{PPh}_3)_4$, $\text{Co}(\text{CN})_5^{3-}$, and $\text{RhCl}(\text{PPh}_3)_3$. Especially the latter complex, the so-called Wilkinson's complex, is very effective in homogeneous hydrogenation. Although some details are still to be clarified, it is generally believed that the activity of this catalyst in the hydrogenation of olefins is explained by the following scheme [13].



The first step is oxidative addition of H_2 to the rhodium complex followed by ligand dissociation, or vice versa. Then complex formation with the olefin takes place and insertion of the olefin into the Rh-H bond. Reductive elimination of the alkane regenerates the catalytically active species. Note that whenever an oxidative addition occurs in a catalytic cycle a reductive elimination has to follow in order to close the catalytic cycle.

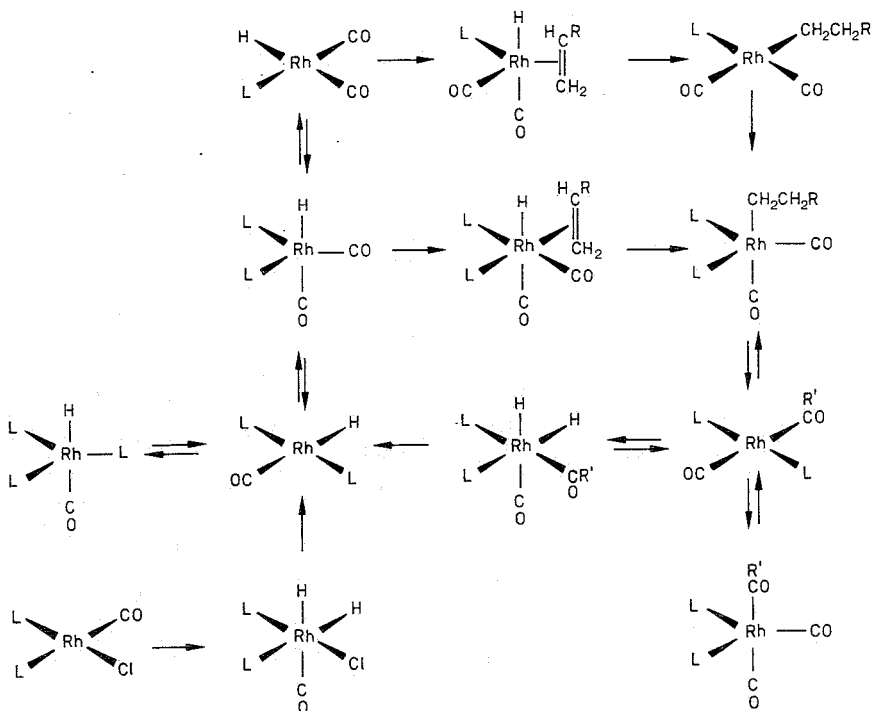
Carbonylation

A reaction that is of great industrial importance is the hydroformylation reaction of α olefins to aldehydes. The aldehydes are further hydrogenated to alcohols which can be used as solvents or can be further processed to plasticisers and detergents. Whereas cobalt carbonyl is still the most widely used catalyst new processes use a rhodium catalyst such as $RhCl(CO)(PPh_3)_2$. Rhodium catalysts are very active and, even more important, can be used at much lower pressures. They also give a higher ratio of linear-to-branched aldehydes.

The reaction mechanism is complex and, depending on the concentration of phosphine, involves an associative mechanism in which the olefin adds to a five coordinate rhodium complex or a dissociative mechanism in which the olefin adds to a four coordinate complex [14]. The reaction sequence mainly consists of

- 1) addition of the olefin followed by olefin insertion into the Rh-H bond
- 2) migration of the resulting alkyl group to a CO ligand (CO insertion)
- 3) oxidative addition of H_2 followed by reductive elimination of the aldehyde.

At high triphenylphosphine concentrations the lower catalytic cycle, the associative route, is preferred. The olefin is added to a five coordinated rhodium complex and the rather large steric hindrance induces a high linear-to-branched ratio of the aldehyde product. At too high phosphine concentrations the catalyst activity decreases due to the formation of the inactive $RhH(CO)(PPh_3)_3$ species. At low phosphine concentrations the dissociative mechanism is dominant. Because of the fact that the olefin is now added to a four coordinated species the aldehyde product will have a lower linear-to-branched ratio. Too high pressures of CO lead to the formation of $Rh(COR')(CO)_2(PPh_3)_2$ which is unable to undergo the oxidative addition of H_2 . Since the oxidative addition is assumed to be the rate determining step high CO pressures will inhibit the reaction. In agreement with this infrared experiments under high pressure have demonstrated the presence of metal acyl complexes, indicating that CO insertion is relatively fast and oxidative addition of



H_2 is slow. For internal olefins no metal acyl complex is observed but only the metal hydrido complex. Apparently the coordination or the insertion of internal olefins is slow.

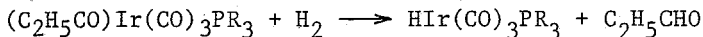
The better activity of the rhodium catalyst compared to the cobalt catalyst undoubtedly arises from the larger tendency of rhodium for oxidative addition. Also iridium compounds are active catalysts and $HIr(CO)_3PR_3$ with $R =$ isopropyl has been used by Whyman in a very instructive breakdown of the hydroformylation catalytic cycle in its individual steps [15]. By means of infrared spectroscopy he observed that when treating the iridium compound with 14 atm ethylene at $50^\circ C$ after 30 minutes conversion into $(C_2H_5)Ir(CO)_3PR_3$ had occurred



On venting the excess of ethylene from the solution and replacing it with 14 atm CO at $50^\circ C$ new infrared bands appeared which demonstrated that CO insertion had occurred

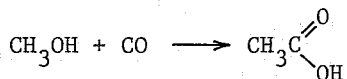


Replacing the excess CO by 14 atm H₂ led to the disappearance of the acyl infrared bands, the appearance of a propionaldehyde band and the reappearance of the bands of the original iridium complex.



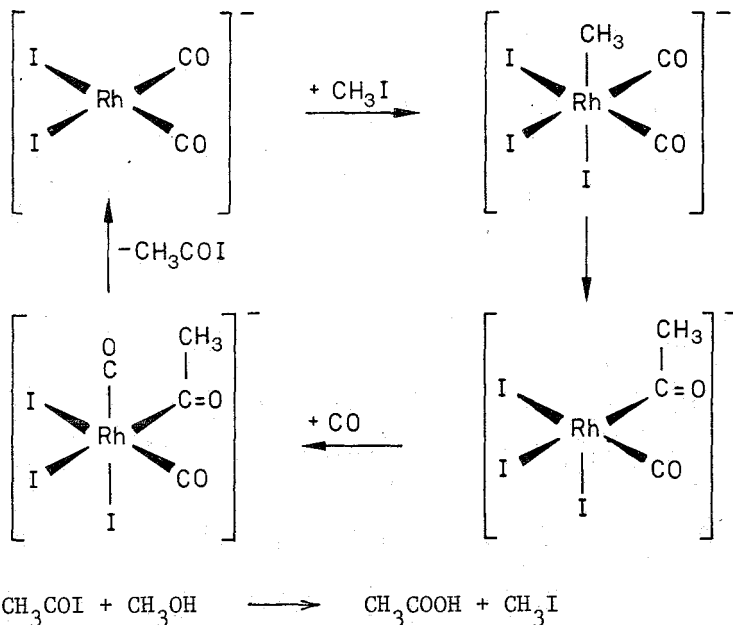
The sequence of reactions could be repeated many times by pressurising with the respective gases, the intensity of the aldehyde absorption band increasing at the end of each cycle. This clearly proves that the above reaction steps form part of the hydroformylation sequence and that the catalyst in this case is a mononuclear iridium carbonylphosphine complex.

The chemistry of the carbonylation of methanol to acetic acid



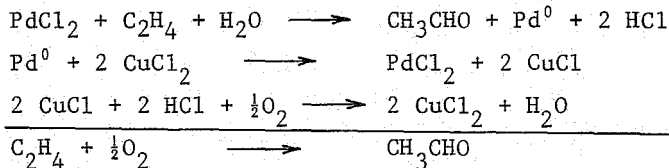
is related to hydroformylation chemistry. Also in this case rhodium is a better catalyst than cobalt, giving a higher selectivity at much lower pressure. The mechanism goes via oxidative addition of methyl iodide, insertion of CO into the Rh-methyl bond and reductive elimination of acetyl iodide [16]. The acetyl iodide reacts further with methanol to acetic acid and methyl iodide, that reenters the catalytic cycle. Also here infrared spectroscopy proved helpful in demonstrating the occurrence of the separate reaction steps. When adding excess methyl iodide to a solution of $[\text{Rh}(\text{CO})_2\text{I}_2]^-$ at room temperature, Forster [17] observed the infrared spectrum of $[(\text{CH}_3\text{CO})\text{Rh}(\text{CO})\text{I}_3]^-$. This anion could even be isolated in crystalline form, in the form of a dimer with a Rh-I bridge, when large organic cations were added as counterions. The reversibility of the CO insertion was demonstrated by heating of this crystalline material under vacuum. On bubbling CO through a solution of the rhodium acetyl complex very rapid formation of a new species is observed, followed by slow decomposition to the original $[\text{Rh}(\text{CO})_2\text{I}_2]^-$ complex.

Kinetic data have shown that the methanol carbonylation reaction is first order in both rhodium and methyl iodide and zero order in CO, suggesting that the addition of methyl iodide is rate determining. Forster has confirmed this by observing that under in situ conditions only the infrared bands of $[\text{Rh}(\text{CO})_2\text{I}_2]^-$ were present [17].



The Wacker process

The oxidation of ethylene to acetaldehyde with platinum group metals has been known since 1894. Bubbling ethylene through a solution of K_2PtCl_4 first the familiar Zeise's salt is formed $\text{K}[\text{PtCl}_3(\text{C}_2\text{H}_4)]$, but heating the solution results in the formation of acetaldehyde and metallic platinum. It lasted until the end of the fifties before Smidt c.s. discovered that the metal formed during the oxidation reaction can be reoxidised in situ by cupric chloride [18]. When combining this with the fast reoxidation of cuprous chloride by oxygen, the reaction sequence is turned into a catalytic cycle. This catalytic reaction is now known as the Wacker process, a very successful industrial process for producing acetaldehyde



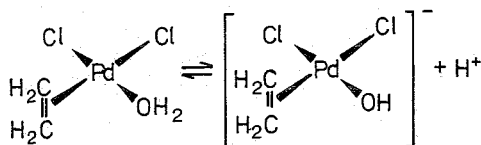
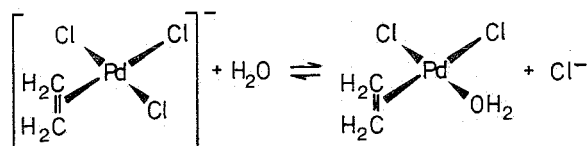
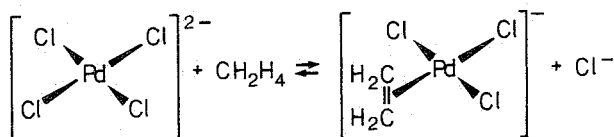
Nickel and platinum show some activity in this reaction too, but they are inferior to palladium. Most probably nickel binds

ethylene too weakly and platinum binds ethylene too strongly. This is another illustration of the rule that some bonding between catalyst and substrate is required for catalysis, but weak bonding is not good enough and too strong bonding is not good either.

The mechanism of the Wacker reaction has attracted a great deal of attention. Kinetic studies indicate that the rate is described approximately by

$$\frac{d[\text{H}_3\text{CCHO}]}{dt} = \frac{k[\text{C}_2\text{H}_4][\text{PdCl}_4^{2-}]}{[\text{H}^+][\text{Cl}^-]^2}$$

This rate equation can be explained by assuming that there are three pre-equilibria before the rate determining step:

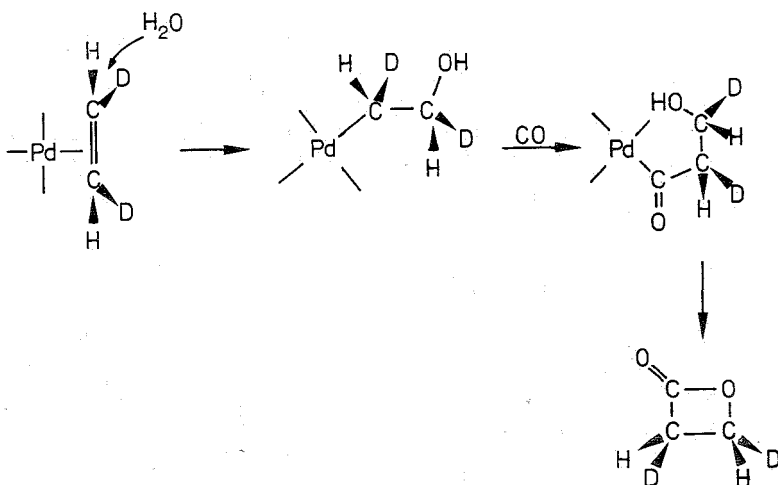


The rate determining step is the transformation of the hydroxy ethylene palladium complex into the β -hydroxy-ethyl palladium complex



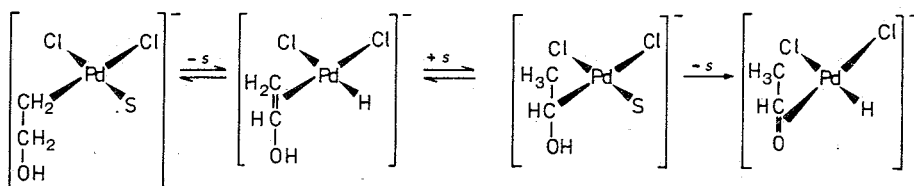
The steric course of this rearrangement has long been assumed to go via cis migration of the hydroxyl group to the coordinated olefin (or to put it wrongly, insertion of the olefin into the Pd-OH bond). Recent studies have cast doubt on this, however, and have suggested that the rearrangement involves nucleophilic trans attack of water from outside the coordination sphere of the palladium [19, 20].

Cis and trans additions to ethylene follow different steric courses and by using dideutero-ethylene of a specific configuration it should be possible to distinguish between these two possibilities. Thus it has been found that when cis-1,2-dideutero ethylene is used as a reactant in the Wacker reaction a hydroxyethyl palladium complex is formed that can be trapped with CO into the trans-2,3-dideutero propiolactone [20]. This result implies that the hydroxylation of ethylene has taken place from outside the coordination sphere of palladium.



It may well be that both intra and inter molecular addition are possible and that depending on the reaction conditions one or the other route dominates. In that respect it has to be noted that the insertion step in the Wacker reaction is different from the examples given in hydroformylation and carbonylation chemistry in that it is the only case in which a strongly nucleophilic solvent is used. This may be the reason that in the Wacker reaction trans attack by a solvent molecule can compete with cis attack by a nucleophilic ligand inside the coordination sphere of the metal.

Another point that is as yet unsolved is the rearrangement of the β -hydroxy ethyl group into acetaldehyde. It may well be that it proceeds via a reaction sequence of β -H-elimination, migration of the H atom to the other carbon atom, followed by β -H-elimination from the hydroxy group. In agreement with this sequence the oxidation of C_2D_4 gives exclusively CD_3CDO .



REFERENCES

1. R.F. Heck, 'Organotransition metal chemistry', Acad. Press, New York, 1974.
2. K. Noack and F. Calderazzo, *J. Organometal. Chem.* 10, 101 (1967).
3. A. Davison and N. Martinez, *J. Organometal. Chem.* 74, C17 (1974).
4. J. Chatt, R.S. Coffey, A. Gough and D.T. Thompson, *J. Chem. Soc. A*, 190 (1968).
5. H. Werner and R. Feser, *Angew. Chem.* 91, 171 (1979).
6. P. Cossee, *J. Catal.* 3, 80 (1964).
7. K.J. Ivin, J.J. Rooney, C.D. Stewart, M.L.H. Green and R. Mahtab, *J.C.S. Chem. Comm.* 604 (1978).
8. E.R. Evitt and R.G. Bergman, *J. Am. Chem. Soc.* 101, 3973 (1979).
9. D.L. Thorn and R. Hoffmann, *J. Am. Chem. Soc.* 100, 2079 (1978).
10. G.M. Whitesides, J.F. Gaasch and E.R. Stedronsky, *J. Am. Chem. Soc.* 94, 5258 (1972).
11. J.X. McDermott, J.F. White and G.M. Whitesides, *J. Am. Chem. Soc.* 98, 6521 (1976).
12. R.S. Nyholm and K. Vrieze, *J. Chem. Soc.* 5337 (1965).
13. J. Halpern, in 'Organotransition Metal Chemistry' (ed. Y. Ishii and M. Tsutsui), Plenum Press, New York, 1975, p. 109.
14. R.L. Pruett, *Adv. Organometal. Chem.* 17, 1 (1979).
15. R. Whyman, *J. Organometal. Chem.* 94, 303 (1975).
16. J.F. Roth, J.H. Craddock, A. Hershman and F.E. Paulik, *Chem. Techn.* 600 (1971).
17. D. Forster, *J. Am. Chem. Soc.* 98, 846 (1976); *Adv. Organometal. Chem.* 17, 225 (1979).
18. J. Smidt, W. Hafner, R. Jira, J. Sedlmeier, R. Sieber, R. Rüttinger and H. Kojer, *Angew. Chem.* 71, 176 (1959); *Angew. Chem. Int. Ed.* 1, 80 (1962).
19. J.E. Bäckvall, B. Åkermark and S.O. Ljunggren, *J.C.S. Chem. Comm.* 264 (1977).
20. J.K. Stille and R. Divakarumi, *J. Organometal. Chem.* 169, 239 (1979).