



TITLE:

KYOTO UNIVERSITY
PSYCHOLOGICAL CLINIC REPORT
1954-1961

AUTHOR(S):

KURAIISHI, Seiichi; TATARA, Mikhachiro

CITATION:

KURAIISHI, Seiichi ...[et al]. KYOTO UNIVERSITY PSYCHOLOGICAL CLINIC REPORT 1954-1961. 京都大学教育学部紀要 1963, 9: 173-180

ISSUE DATE:

1963-03-30

URL:

<http://hdl.handle.net/2433/282251>

RIGHT:

KYOTO UNIVERSITY PSYCHOLOGICAL CLINIC REPORT 1954—1961

SEIICHI KURAISHI and MIKIHACHIRO TATARA

The Kyoto University Psychological Clinic was established in 1954, as a part of the activity in the course of clinical psychology by Prof. Masaki, M. (1905—1959), Prof. Kuraishi, S. and Prof. Kuromaru, S. Main staffs of this clinic are now Prof. Kuraishi, S. (clinical psychology), Prof. Sato, K. (clinical psychology), Prof. Kuromaru, S. (psychiatry) and the other staff members of Dept. of Psychology.

This clinic has three main purposes as well as the University Hospital: 1) the education and the training of the clinical psychologist, 2) the study of the behavior disorders and, 3) the actual treatment (psychotherapy) as a service for the community.

This is the overview report of this clinic for seven years from 1954 to 1961.

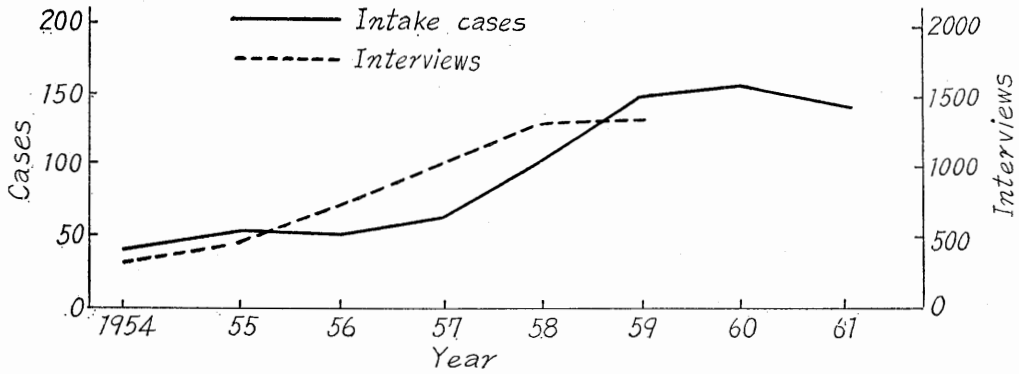
1. Intake cases

Intake cases and the total of interview have increasing yearly except in 1961. The staff members of this clinic are now 13. Therefore, the cases accepted and treated by those staff member are at the upper limit. Table 1 shows the intake cases and the total number of interviews undertaken in this clinic in each year. Figure 1 shows this data graphically.

Table 1. Intake cases and the total number of interviews.

Year	1954	'55	'56	'57	'58	'59	'60	'61
Case	45	56	52	71	108	158	197	135
Total number of interviews	340	492	703	1051	1310	1330	—	—

Fig. 1. Graph of the intake cases and the total number of interviews



2. sex

Male patients are double the number of female patients. Table 2 shows the percentage of male and female patients for six years from 1954 to 1960.

Table. 3. Percentage of Patients by sex.

Sex	Case	Percentage
Male	430	68
Female	201	32
Total	631	100

3. Age

Pre-school age is 30 percent of total number of patients. Including this pre-school age patients, the below twelve years are 77 percent (1959) and 78 percent (1960) of the total number of patients. This clinic is characterized by these low-age patients. Recently, high school and college students and adult patients are gradually increasing. Table 3 shows the age level of patients in 1959 and 1960.

Table 3. Age level of patients in 1959 and 1960.

Age level	0—6	7—9	10—12	13—15	High s. College	Adults	Total
1959	55	32	35	10	19	7	158
1960	73	31	27	18	15	3	197
Total	128	63	62	28	34	10	325

4. Complaints


The most frequent complaint is the problem of mental retardation. The

second is the problem of emotional disorders. And the next are the problem of speech, the problem of everyday habits, the problems of psychosis, epilepsy and anti-social behavior, respectively. Table 4 shows the classification of complaints. Figure 2 shows this classification graphically.

Table 4. Classification of complaints

Complaints	1959	1960	Average
1. Emotional problems	27	29	28.6
2. Psychosomatic disorders	6	7	6.5
3. Antisocial behaviors	12	9	10.5
4. Everyday habit problems	16	15	15.5
5. Speech problems	20	13	16.5
6. School life problems	5	13	9.0
7. Stealing	1	3	2.0
8. Mentally retardedness	31	31	31.0
9. Problems of schooling	6	6	6.0
10. Epilepsy and psychotics	13	14	13.5
11. Parent's overanxieties	8	11	9.5
12. School choice problems	11	8	9.5
13. Miscellaneous	2	8	5.5
Total	158	167	162.5

Fig. 2. Graph of the frequency of thecases of complaints



5. Diagnostic classification

The most frequent cases are primary behavior disorders. The second is child

neurosis and the next are mental retardation, environmental problems, personality disorders, epilepsy, behavior disorders arising from the physical handicap, and psychoses, respectively. Table 5 shows the diagnostic classification of patients from 1954 to 1957.

Table 5. Diagnostic classification

Category	Case	Percent
1. Primary behavior disorders	97	36.3
2. Neuroses	47	17.5
3. Personality disorders	10	3.7
4. Psychoses	7	2.6
5. Behavior disorders arising from the physical handicap	8	3.0
6. Epilepsy	10	3.7
7. Mentally retardedness	34	12.7
8. Environmental problems	17	6.3
9. Miscellaneous	38	14.2
Total	268	100.0

6. Psychological treatment

This clinic has now 15 to 20 psychotherapy cases a week. These cases are adults, mothers and children. In the cases of adult therapy, we take the semantic method, mainly interview method (psychotherapy). In the cases of children (below about 12 years of age), we take the play method (play therapy). The principles of psychotherapy are mainly Client-Centered Therapy (C. R. Rogers) and Morita Therapy (S. Morita)*

Table 6. Psychological treatment

Treatment	Case	Percent
Short term interview	123	41.2
Psychotherapy	131	43.8
Refer to other clinic	33	11.0
Periodical observation	2	0.7
Non treat (waiting list)	10	3.3
Total	229	100.0

* Kawai, H. and Kondo, K., Discussion on Morita Therapy. *Psychologia*, 1960, 3, 92-99.
Doi, T., Morita Therapy and Psychoanalysis. *Psychologia*, 1962, 5, 117-123.

About half of all cases (43.8%) are treated psychotherapeutically. Another half are treated by short term interview (advice therapy) in which we meet the patients only two or three times and give some information and disciplinary orientation for the problem. Patients coming to this clinic are too many to treat therapeutically, so we adopt the waiting list system. Table 6 shows the treatment cases of this clinic for three years from 1954 to 1957.

7. Psychometric procedure

Total usage of the psychometric procedure in 1959 was three times of the usage in 1954. Psychometric procedure used in this clinic is divided conveniently into three groups ; 1) intelligence test, 2) personality test, and 3) other test. Table 7 shows the tests used frequently in this clinic.

Table 7. Tests used most frequently

<p>1. Intelligence test (190, 58.6%) WISC (66.7) , Tanaka-Binet Intelligence Test (15.8%) , Kyoto-Binet Intelligence Test (10.5%) , Suzuki-Binet I.T., Kyoto Univ. N. X. Intelligence Scale, WAIS, Gesell Developmental Diagnosis Scale.</p>
<p>2. Personality Test (112, 34.4%) Rorschach Technique (85.2%) , Uchida-Kreapelin Test*, TAT, CAT, Yatabe-Gilford Personality Inventory, Bender Visual Motor Gestalt Test.</p>
<p>3. Other Test (23, 7.0%) Social Maturity Scale (S. Kuraishi) , EEG.</p>

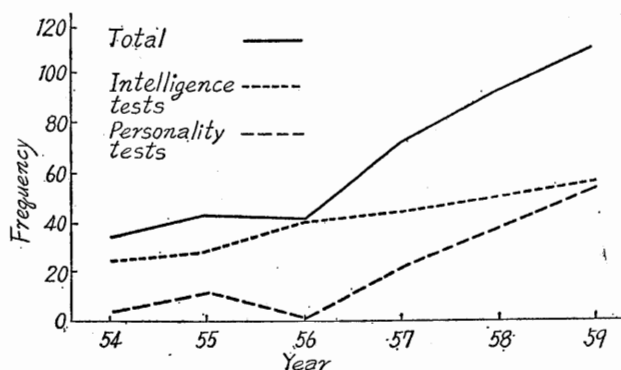
Table 8 shows the frequency of usage of psychometric procedures from 1959. Figure 3 shows this data graphically.

Table 8. The frequency of the usage of Psychometric procedures

Year	54	54	56	57	58	59
1. Intelligence tests	24	29	41	45	51	57
2. Personality tests	3	12	1	22	38	54
3. Other tests	8	3	0	6	6	1
Total	35	44	42	73	95	112

* Kuraishi, S., Kato, M. and Tsuzioka, B., Development of the Uchida-Kreapelin Psychodiagnostic test in Japan. *Psychologia*, 1957, **1**, 104-109.

Fig. 3. Graph of the frequency of the usage of psychometric procedures



8. Staff Meeting

All staff meeting is held regularly two times a week for two hours. One is the intake conference and the other is the case conference.

1) Intake conference

In the intake conference, the staff reviews all cases whom intaker accepted the previous week. The staff discusses the problem, diagnosis and the possibility of psychotherapy in each case. When it is decided to treat the case psychotherapeutically, the therapist and the counselor are selected.

2) Case Conference

In the case conference, the therapist or the counselor reports on the process and outcome of his case to all the staff. The member of this conference discuss the process and clear the problems for psychotherapy. In this conference, we also discuss the follow-up cases and evaluate the results of treatment of this clinic as a whole.

APPENDIX

The published book and researches which are undertook in this clinic are as follows.

1) The published book

Masaki, M., Kuraishi, S. and Kuromaru, S., Psychological diagnosis and treatment. Dogakusha, Tokyo, 1956,

2) The research on the counseling

1. Murayama, S. and Nishimura, S., Some observations on early therapeutic relationship. Proc. 2pth Convention of JPA, 1960.
2. Murayama, S. and et al., The relationship between client's characteristics in initial interview and the results of psychotherapy. Proc. 4th Convention of JEPA, 1962.

3. Murayama, S., The relationship between client's behavior in initial interview and the success and the failure of psychotherapy. *J. Ment. Hygiene. (Osaka)*, **3**, 28—33. 1962.
 4. Tatara, M. and Murayama, S., An analysis of the counselor-client relationship by Barrett-Lennard's Relationship Inventory. *Proc. 4th Convnetion of JEPA*, 1962.
- 3) The research on the play therapy
1. Hatase, M., Some experiences of play therapy and its problems. *Kyoto University Research Studies in Education*, 1957. **III**, 149—166.
 2. Kawai, H., The evaluation of play therapy by Rorschach Test. *Tenri University Research Studies*, 1959.
 3. Murayama, S. and Higashi, H., Case report on play therapy with success. *Jap. J. Clin. Psychl.* 1962, **1**, No. 5, 46—50.
 4. Tatara, M., Hatase, M. and et al., Process research of play therapy. I—IV. *Proc. 22th—26th Convention of JPA*, 1958—1961.
 5. Tatara, M., Hatase, M., Futatsubashi, S. and Ibuki, E., Pocess analysis of group play therapy (1) ; Construction of observational categories and sheets. *Jap. Psychol. Review*, 1958, **2**, 242—252.
 6. Tatara, M., Present status of process research of play therapy. *Kyoto University Research Studies in Education*, 1959, **V**, 187—197.
 7. Tatara, M., School phobia ; its symptom and cause. *Proc. 2nd Convention of Jap. Child Psychiat. Assoc.* 1961.
 8. Tatara, M., Development of the play therapy (I). *Jap. Juvenile Research*, 1962, **1**, No. 2, 32—46.
 9. Yasuhara, H. and Hatase, M., Trials of non-directive play therapy. *Child Psychol. and Ment. Mygine*, 1955, **5**, No. 3, 202—210.
- 4) The research on the self concept
1. Saito, K., The study of the peronality adjustment in terms of the analysis of self-concept. *Proc. 22th Convention of JPA*, 1958.
 2. Saito, K., The study of the personalty adiustment in terms of the analysis of self-concept. *Jap. J. Psychol.* 1959, **30**.
- 5) The psychodiagnostic research
1. Saito, K. and et al., Rorshach responses of new religious sects. *Jap. J. Psychol.* 1960, **31**, 114—121.

Kyoto University Research Studies in Education IX

2. Saito, K., A study of the personality adjustment by Rorschach Test and Personality Inventory. Proc. 25th Convention of JPA, 1961.
3. Saito, K, and et al., Psychological examination of the patient with Myelitis. Proc. 4th Convention of JEPA, 1962
4. Hatase, M., and Tatara, M., Clinical use of psychological tests (symposium), Jap. J. Clin Psychol. 1962, 1. No. 5, 27—42.