



University of HUDDERSFIELD

University of Huddersfield Repository

Gibbs, Graham R.

SocInfo Guide to IT Resources in Sociology, Politics and Social Policy

Original Citation

Gibbs, Graham R. (1997) SocInfo Guide to IT Resources in Sociology, Politics and Social Policy. The CTI Centre for Sociology, Politics and Social Policy, Stirling. ISBN 0951 5746 3 9

This version is available at <http://eprints.hud.ac.uk/5783/>

The University Repository is a digital collection of the research output of the University, available on Open Access. Copyright and Moral Rights for the items on this site are retained by the individual author and/or other copyright owners. Users may access full items free of charge; copies of full text items generally can be reproduced, displayed or performed and given to third parties in any format or medium for personal research or study, educational or not-for-profit purposes without prior permission or charge, provided:

- The authors, title and full bibliographic details is credited in any copy;
- A hyperlink and/or URL is included for the original metadata page; and
- The content is not changed in any way.

For more information, including our policy and submission procedure, please contact the Repository Team at: E.mailbox@hud.ac.uk.

<http://eprints.hud.ac.uk/>

The CTI Centre for Sociology, Politics and Social Policy

The SocInfo Guide
to IT Resources
in Sociology, Politics and Social Policy

1997

Edition 4 no 2

Compiled and Edited by Graham R. Gibbs
University of Huddersfield

Series Editor: Ms Millsom S Henry
University of Stirling

SocInfo Guide to IT Resources 4th Edition

Published by SocInfo, the CTI Centre for Sociology, Politics and Social Policy
Department of Applied Social Science
University of Stirling
STIRLING
FK9 4LA
Tel. +44 (0) 1786 467703 Fax. +44 (0) 1786 466880
E-mail: ctisoc@stirling.ac.uk
<http://www.stir.ac.uk/socinfo/>

The CTI is a joint initiative of the Higher Education Funding Council for England, the Scottish Higher Education Funding Council, the Higher Education Funding Council for Wales and the Department of Education for Northern Ireland.

Body text set in Adobe Times Roman, with headings in Bitstream Humanist 521Roman, Bold and Extra Bold.

Copyright © SocInfo 1997

British Library Cataloguing in Publication Data
A catalogue for this book is available from the British Library
ISBN 0951 5746 3 9

While the editors have endeavoured to provide accurate and up-to-date information in this guide, we cannot accept responsibility for errors in the description of software. Readers are advised to obtain full details from publishers or distributors before making a decision to purchase. Inclusion of software or other material in the guide does not constitute an endorsement of the product.

Contents

SERIES EDITOR'S INTRODUCTION	V
GUEST EDITOR'S INTRODUCTION	VI
GENERAL INFORMATION	VII
Hardware and operating system	viii
Type of Resource	viii
SocInfo Guide to IT Resources On-line	ix
socinfo@mailbase	ix
GENERAL SOFTWARE	1
Multimedia Authoring	1
Testing	9
Graphing & presentation	11
Writing and research tools	22
Bibliographic CD-ROMs and Information	26
Reference CD-ROMs	30
SOCIAL SCIENCE INFORMATION SOURCES	35
Bibliographic	35
Texts/Information	38
Data sets	44
DATA COLLECTION	49
DATA ANALYSIS	61
Statistical	62
Text retrievers/content analysis	88
Textbase managers	91
Code-and-retrieve packages	95
Theory-building software	101
	iii

SocInfo Guide to IT Resources 4th Edition

Video links	105
Concordance	107
Content Analysis	109
Social Network Analysis	112
Concept Mapping and Others	113
COURSEWARE	119
Statistical/research methods	120
General Courseware	133
SIMULATION, EXPERT SYSTEMS	144
INTERNET	150
Electronic Journals	151
Web Browsers	153
HTML editors	155
GLOSSARY OF INTERNET TERMS	159
USEFUL CONTACTS	170
UK CAL initiatives	170
Information Sources	172
CTI CENTRES	182
SOFTWARE REVIEW PANEL	185
SOFTWARE SUBMISSION FORM	186
SUBSCRIPTIONS	187
SocInfo Journal	187
The SocInfo Software Directory Edition 4	187
ALPHABETIC LIST OF RESOURCES	188

Series Editor's Introduction

Welcome to the fourth edition of the SocInfo Software Catalogue, now called The SocInfo Guide to IT Resources in Sociology, Politics and Social Policy.

Although this edition has been a long time coming, I am sure you will agree that it has been worth the wait. In July, last year, I invited Graham Gibbs, an active member of the SocInfo Advisory Group to compile and edit this edition. Since then Graham has worked tirelessly to produce this edition and I would formally like to record my sincere thanks for all his hard work.

This guide is intended to provide the reader with a good overview of the range of IT resources that are available in sociology, politics and social policy. It is clearly not possible nor desirable to include everything here, but there are no duplication of items from previous editions, with the exception of up-to-date reviews.

The Centre actively seeks information on and teaching and learning courseware that has been developed in and for the social science community, so if you are aware of any programs and /or have developed any, please get in touch with the Centre at the usual address. It is clear that much more UK CAL development is required in the social sciences as we are lagging well behind other discipline areas. Nevertheless, this guide does provide evidence of a growing number of programs which can be customized and used by academics in sociology, politics and social policy. In particular, the expansion of the Internet and other forms of computer-mediated communication are areas where the social science community can help to shape policy on the use technology in teaching and learning environments. The recent ESRC programme on the Virtual Society reflects a welcome change and there is some hope therefore, that not only will a number of critical studies emerge but that the call for funds to develop CAL in the social sciences will be heard.

Finally, I do hope you enjoy reading this edition, please feel free to comment on the layout and content. Readers should note that primarily due to cost and time, this will be the last time that the Centre produces such a bumper hardcopy edition of the Guide. Updates will be available and extended on our web site:

<http://www.stir.ac.uk/socinfo/>

For readers unable to access the Internet, the Centre will be able to offer more traditional assistance.

Regards and Best Wishes,

Ms Millsom S Henry
Deputy Director and Series Editor - SocInfo

Guest Editor's Introduction

Welcome

The fourth edition of the SocInfo Guide to IT Resources lists over 450 items of software or information sources that will be of interest to teachers in higher education in sociology, politics and social policy. The main focus of interest is IT materials that can be used in teaching, though much of the material in this guide could also be used for research work.

The task of assembling and collating material on software and sources of interest to social scientists is huge. Not only are the sources of information very diverse, though now much of it is available on the WWW, but also the software rapidly changes and develops. Compiling this guide is rather like painting the Forth Bridge, no sooner has one reached the end than one must start revising from the beginning again. Moreover, there is not room in this printed guide for all the information of relevance to social scientists. So to keep the information up-to-date and to allow for more information, this guide will soon be available on the WWW in the SocInfo pages at:

<http://www.stir.ac.uk/socinfo/>

I also hope that there will be a local Web search engine available soon so that the guide can be searched by key words. In particular, for lack of space I had to omit sections on software training videos, CD-ROMs etc., Geographical Information Systems, Books on software use, and information on how to use the Internet such as how to download and decompress free software (including demonstration versions of programs).

Acknowledgments and thanks

In the spirit of the sharing of information between CTI centres, I have used several sets of information on software gleaned from other centres. In particular I would like to acknowledge material taken from the CTI Centre for Psychology, the CTI Centre for Textual Studies and the CTI Centre for Statistics. In many cases I have edited and extended the information. Any errors introduced are mine and not those of the original centres. Several colleagues have been helpful in providing information, and in particular I would like to thank Millsom Henry and Kate Bloor. Thanks also to the members of the SocInfo software review panel whose reviews form the basis of information on many pieces of software in this guide.

Graham Gibbs
University of Huddersfield

General Information

Are all the programs recommended by SocInfo?

No. This is a *Guide* to software. Where space permits there is an indication of available reviews of the software. Use them and information you get from colleagues, distributors, web pages etc. to make a judgement. You could always try sending a request to the SocInfo Mailbase list (socinfo@mailbase.ac.uk) to see if others have had experience with the software. Some distributors may be willing to give you the names of users of their software with whom you could discuss your requirements.

How do I get the software?

Order directly from the distributors as given in the guide except where the software is subject to a CHEST agreement. Then order via your computer centre. Sometimes demonstration versions are available either on disk from the distributor or by downloading over the Internet.

Information given

Information given about software includes what hardware and operating system it runs on. Space available prohibits very detailed description of requirements. If in doubt check with the software distributor and with information on their web pages (if available) where up-to-date details are usually given. This guide focuses on Macintosh and PC compatible platforms and the associated operating systems, MacOS, MS-DOS, Windows 3.1, Windows 95 and Windows NT. Some information about other platforms such as UNIX is given, but this is limited.

The price given is the latest known to the compiler of this guide. Unless stated, prices exclude VAT and other taxes. Note that things change rapidly in this area. So always check with the distributor for the latest prices. There is not space to give full details of discounts, site licences etc., so again check. Many software titles are available under CHEST agreements, which deliver low prices and site licenses. Check with the CHEST software guide (see page 174) for the latest deals. Your institution should have a CHEST contact person (usually in the Computer Centre.)

The address given is where the software can be obtained, and telephone and fax numbers and E-mail address and WWW URL are given where known. Note that the distributor of the software is not always the same as the company which produced the software. Where space permits and where it is important the developer contact details are given too.

SocInfo Guide to IT Resources 4th Edition

Hardware and operating system

Windows 3.1 (Most of these programs will run under Windows 95)

MS DOS. Usually at least v 3.2 but may need latest version, 6.2. Many of these programs will run perfectly well under Windows 3.1 or Windows 95

Windows 95. N.B. Where this is showing, it means a Windows 95 only (32 bit) version is available.

Windows NT. Most Windows 95 only versions will run under Windows NT.

Macintosh. This includes native Power Macintosh. Where a separate PowerMac version is available, this is indicated in the text.

A UNIX version is available.

Further details of hardware and software requirements are given in the text where they are known. If you are in doubt, contact the software distributors. Terms use here are as follows:

386+	Intel 80386 processor or better
486 166 MHz +	Intel 80486 processor running at 166 MHz or better
Win 3.1+	Windows 3.1 or later version
Win 95, Win NT	Windows 95 and/or Windows NT
RAM	Random access memory - the minimum needed to run the software
HD	Hard disk (with an indication of storage space needed if known)
CD-ROM	CD-ROM drive needed. Any material on CD-ROM needs a drive.

Type of Resource

Program. Usually available on disk, but some software can be downloaded over the Internet (especially public domain and free software) and some programs are now being made available on CD-ROM. Where only a CD-ROM version is available the symbol below is used.

Information source available on CD-ROM. Operating system supported indicated by the symbols in the table above.

Book or other printed resource.

Video cassette.

Information source. Either a Web site or the text gives background information.

SocInfo Guide to IT Resources On-line

From April 1997, the contents of this guide, including extra sections, will be available on the WWW. The will be searchable using the CTISS search engine and I hope will also be searchable using a local search engine.

The URL is: <http://www.stir.ac.uk/socinfo/pubs/softcat.html>

socinfo@mailbase

The SocInfo Centre runs a discussion list on Mailbase. It is called **socinfo**. Its remit is to promote discussion between social scientists on the use of new technologies in society and in particular, Higher Education. Users are encouraged to send requests for information, papers for discussion and notices for events.

You can join it by sending a message

```
join socinfo <your first name(s)> <your surname>  
to mailbase@mailbase.ac.uk
```

An example message would be

```
join socinfo Graham Gibbs  
(You should also turn off your signature for this message)
```

Subsequently, to send messages to the list send them to: socinfo@mailbase.ac.uk and they will automatically be distributed to all the others on the list.

There is a WWW archive of **socinfo** messages. This can be found at:

```
http://www.mailbase.ac.uk/lists-p-t/socinfo/  
A list of current members is also available there.
```

SocInfo Guide to IT Resources 4th Edition

SocInfo Guide to IT Resources On-line

From April 1997, the contents of this guide, including extra sections, will be available on the WWW. Future editions will be available this way.
The URL is: <http://www.stir.ac.uk/socinfo/pubs/softcat.html>

Multimedia Authoring

General Software

Included in the following sections is software which is of general interest to social scientists. This includes authoring software and software for creating and administering tests, software for graphing and presentations and software to support writing such as bibliographic programs and reference CD-ROMs.

Multimedia Authoring

Authoring, developing your own courseware materials and programs, is not for everyone. The kind of quality now demanded by students and teachers means that it involves a great deal of effort and expertise and that usually means teams of developers and funding to support them. Nevertheless, there is still scope for the individual developer, especially in producing programs with limited range that address specific needs. The packages below support such developments. They do not make it easy, You will still probably need to learn some kind of programming or scripting language, but the packages make it much easier to produce software that has all the graphical and multi-media elements users now expect.

The most interesting development in courseware in recent years has been the use of the World Wide Web. Originally putting teaching materials on the Web required knowledge of HTML – the scripting language of the WWW – and skill in dealing with UNIX, FTP etc. Now things are different. Many of the authoring packages allow you to convert your programs directly for delivery over the Web and there are also now some very good programs for the development of WWW pages. See the section on page 153.

Authorware Professional

An authoring tool for creating interactive multimedia courseware. The structural metaphor of Authorware is that of a flowchart, where icons representing system Authorware is like a high-level programming language which uses icons instead of words, and the routines, branches, and loops are represented graphically rather than textually. For more sophisticated effects, Authorware supplies some 200 variables and functions which may be incorporated into routines, so some scripting may still be required. Authorware supports many advanced features including reasonably sophisticated animation and graphics facilities. Its functionality may be extended by means of DLLs (Windows) or XCMDs (Macintosh). Runtimes of applications created with Authorware may be distributed free of royalties. Applications written on the Macintosh can be ported to the PC platform without difficulty, though not the reverse.

Mac (4MB RAM, 20MB HD), PC compatibles (486+ Win 3.1, 8MB RAM, 40MB HD)
Peritas Learning Technology, Burfield Road, Old Windsor, Berkshire SL4 2JP
or, Computer Box Ltd, Brimington Road, Chesterfield, Derbyshire. S41 7UJ
Tel: +44 (0) 1246 277276 Fax: +44 (0) 1246 235753

SocInfo Guide to IT Resources 4th Edition

CHEST Single Copy Price: £799.00,
Education 5 Pack Price: £3000.00 Total, 10 Pack Price: £4,500.00
Developed by: Macromedia, Inc., 600 Townsend Street, San Francisco, California
94103, USA. Tel: 415-252-2000; Fax: 415-626-0554; URL:
<http://www.macromedia.com/>

An Authorware Tutorial Toolkit is available from
<http://ibis.nott.ac.uk/software/att.html>

Reviews: Wolfe, C.R. (1992). Using Authorware Professional for developing courseware. *Behavior Research Methods, Instruments & Computers*, **24(2)**, 273-276.;
Davies, P., Scarborough, S., and Brailsford, T., 'Authorware Professional: Multi-Platform Icon Authoring', *The CTISS File* **13** (April, 1992), 7-11.

Caleidoscope

Caleidoscope v. 1.0 is a tool to help deliver educational courseware and multimedia applications to students. It can be used to build two types of application; integrated delivery systems for the institution and also stand-alone packages that integrate courseware modules developed using the same or different authoring tools. Caleidoscope allows you to index and map facilities available on the computer, monitor the usage by individual students on each section of the available material and also to build a front end to enable students to navigate around the material.

PC compatible (4 MB RAM, Win. 3.1)

CHEST Single Copy Price: £199.00, Education 5 Pack Price: £796.00 Total,
10 Pack Price: £1492.00

Freebird Learning Systems Ltd, Freebird House,
13A Horn Street, Nunney, Somerset, BA11 4NP
Tel: +44 (0) 1373 836757 Fax: +44 (0) 1373 836199
E-mail: CALEIDOS@aol.com

Freebird homepage <http://www.coacs.com/freebird/>

A downloadable demo version: <ftp://users.aol.com/learnsys/caldemo.zip>

Coursebuilder 4.0

Graphics-based authoring system for stand-alone courseware. Create a content map or use built-in text editor, graphics tools and bit-mapped painting tools. Supports imported clip-art, music, digitized sound files, synthesized speech and intelligent branching. VideoBuilder provides additional support for the control of interactive video. Coursebuilder also supports direct program codes and XCMD commands. A run-time delivery module for complete courseware can be licensed.

Macintosh
£695

Interactive Options Ltd, 16-18 Southampton Road, Ringwood, Hants BH24 1YG

Multimedia Authoring

ECAL 1.0

The ECAL (Extended Computer Assisted Learning) software is a tool for developing teaching software in declarative domains, where conceptual information and the relationships between concepts are of primary importance. The system allows the construction of units of multimedia material, containing text, graphics, bitmapped pictures, video segments and sounds. Each of these segments is indexed in terms of the concepts that the learner needs to understand. The system is then able to create courses based on this material without the need for an author to specify control flow.

PC compatible

Price on application

Electric Brain Company, 13 Queen Square, Leeds LS2 8AJ

Tel: +44 (0) 113 2428928 Fax: +44 (0) 113 2428696

GUIDE v. 4

Hypertext program, which has been used to develop several teaching packages. Guide is more oriented towards text than graphics, and there are several different ways of linking text, including replacing words with a longer form, such as a definition. Allows up to 32 levels of text, graphics, etc. Links can also be made to a videodisc. Other applications can be run from within Guide and custom extensions can be added with Interpreter. Hypertexts prepared on Guide for PC can be converted to the Mac and vice versa. Guide runs under Windows". Guide Reader is a run-time only package which allows third parties to view hypermedia publications with Guide. Guide Full Text Indexer is a publishing tool which works on a collection of Guide documents and records the location of every important word. When used in conjunction with Guide Reader, this allows the user to perform very fast searches for words and phrases in the document collection.

PC compatible (Win 3.1), Mac. and Nimbus

Price: Guide 3.1: £290.00 + VAT for educational use. Guide Reader: £52.50 + VAT.

Guide Full Text Indexer: £695.00 + VAT. For site license details contact CHEST.

Clarke & Associates, 100c Pittan Criaff Street, Dunfermline, Fife KY12 8AN

Tel: +44 (0) 1383 622 200

Reviews: *The CTISS File*, 1990, 9, 21-23.; Deegan, M., Timbrell, N., and Warren, L. *Hypermedia in the Humanities* (Universities of Oxford and Hull, 1992).

HyperCard 2.3

Permits disparate information (texts, pictures, sound, and QuickTime movies) to be linked together. The information it links can be stored within the Macintosh or it can be stored externally, for example on videodisks or CD-ROMs. The links are held on 'cards' (hence 'HyperCard'); the cards are themselves grouped into 'stacks'. Complex applications can be built with HyperCard using the programming language (HyperTalk) contained within it. Can be used as a 'front end' for applications containing great quantities of data. Authoring requires the full HyperCard Developer's Kit (comes complete with QuickTime Support, Apple Events Support, and Script Language Guide). To run HyperCard applications distributed by other people it is advisable to get the HyperCard Player. It is possible to convert files from HyperCard into ToolBook (to a certain degree) using 'Convert-It!'. For more details contact: Heizer Software (Tel: 1-800-888-7667; Fax: 1-415-943-6882).

SocInfo Guide to IT Resources 4th Edition

Hardware and Software: Runs on Macintosh computers only (Classic or higher).
HyperCard Developer's Kit: £72.50 (£127.50 for a Licence Kit). HyperCard Player:
£14.50.

Softline Distribution Ltd, 123 Westmead Road, Sutton, Surrey SM1 4JH.
Tel: +44 (0) 81-642-2255; Fax: +44 (0) 81-770-9370.
For product development information contact:
Clariss International Inc., 1 Roundway Avenue,
Stockley Park, Uxbridge, Middlesex UB11 1BG.
Tel: +44 (0) 81-756-0101; Fax: +44 (0) 81-573-4477;
<http://www.clariss.com/intl/uk/index.html>

Icon Author v 7

A full-featured, multi-platform authoring system for non programmers to develop interactive multimedia applications. By seamlessly combining text, high resolution graphics, animation, full motion video and sound, users are able to build highly effective applications for computer-based training, interactive presentations, self-service terminals, electronic performance support, and commercial titles.

Macintosh, PC Compatibles (Win 3.1), variety of UNIX machines. 8MB RAM, CD-ROM, (other media too)

Retail Price: £2,595.00. CHEST education single copy Price: £695.00, 5 Licence:
£2,780.00 Total, 10 Licence: £4,380.00 Total

Management Software Limited, MSL House, 27 Ackmar Road, London, SW6 4UR
Tel: +44 (0) 171 731 7200 Fax: +44 (0) 171 731 8337
E-mail: shedegaard@mansoft.co.uk

Knowledge Pro

A programming/authoring system with both an interpreter and C++ code producer (a separate compiler required). It can do most of what other authoring packages do, but involves programming almost from the start as there are fewer built-in facilities for generating screens, effects and so on. However, it is as flexible as standard high level languages such as C++, LISP and BASIC but is more powerful because many common programming tasks an author would need to undertake are achieved with just a few, very powerful, built-in functions in KPWin.

PC compatible with Win 3.1
Price on application

Knowledge Garden Ltd, Mountbatten House, Fairacres Business Park,
Windsor, Berkshire SL4 4LE

Tel: +44 (0) 753 833534 or: +44 (0) 753 833112 Fax: +44 (0) 735 790755

Review: Graham Gibbs "Review of KnowledgePro for Windows" *SocInfo Newsletter* 15

Multimedia Authoring

LoCAL: Creating CAL with Excel

Tutorial aimed at lecturers who wish to develop low cost CAL modules for their courses using MS Excel 5. It shows how features such as graphic objects, on-sheet controls and Visual Basic can be used to create CAL material with a graphical user interface, message and input boxes, and custom dialog boxes. About 8 hours of material. (TLTP project)

PC compatible (Win 3.1, 8MB RAM & MS Excel 5)
£12.50

Dr. Simon Heath, Centre for CBL in Land Use and Environmental Studies, MacRobert Building, King's College, University of Aberdeen, Aberdeen, AB24 5UA
Tel: +44 (0) 1224 273 755 Fax: +44 (0) 1224 273 752
E-mail: clues@aberdeen.ac.uk
<http://www.clues.abdn.ac.uk:8080/local/excel5.html>

LoCAL: Creating CAL with Windows Help File Author

Tutorial aimed at lecturers who wish to develop low cost CAL modules for their courses displayed using Windows Help and authored in MS Help Author. Contains approximately 8 hours of material. Separate versions available for Word 2 and Word 6.

PC compatible (Win 3.1, 4MB RAM & MS Word 2 or 6)
Price band: £20-50

Dr. Simon Heath, Centre for CBL in Land Use and Environmental Studies, MacRobert Building, King's College, University of Aberdeen, Aberdeen, AB24 5UA
Tel: +44 (0) 1224 273 755 Fax: +44 (0) 1224 273 752
E-mail: clues@aberdeen.ac.uk
<http://www.clues.abdn.ac.uk:8080/local/help.html>

MacroMedia Director 5.0

Users can create, combine and synchronize graphics, text and animations with audio and video; add full interactivity with buttons and scripts; author, edit, playback, export and import QuickTime movies with enhanced Lingo scripting, incorporate 3D models from Swivel 3D, animation from MacroMind 3-D, sounds from MacRecorder, as well as all standard PC file formats. MacroMind Director includes Director Player for license-free production distribution and Accelerator for smoother animation playback. Director Players allow users to convert MacroMind Director productions created on the Macintosh for playback under Microsoft Windows or Silicon Graphics IRIS workstations with complete interactive control of CD-Audio and digitized sound. Compatible with Shockwave plug-in for Netscape Navigator. Afterburner plug-in allows compression of Director movies by 40-60%. Scripting language, Lingo, is now extended, with new debugger, up to 50% faster execution and nearly 100 new commands. Includes ability to hotlink from Shockwave movies to WWW URLs and to integrate text from the Internet into Shockwave movies.

Macintosh, PowerMac, IBM PC (Win) Needs 8MB RAM and CD-ROM
CHEST Single Copy Price: £579.00, Education 10 Pack Price: £2899.00 Total
Computer Box Ltd, Brimington Road, Chesterfield, Derbyshire, S41 7UJ
Tel: +44 (0) 1246 277276 Fax: +44 (0) 1246 235753

SocInfo Guide to IT Resources 4th Edition

Computers Unlimited, The Technology Park, Colindeep Lane, London NW9 6DU
Tel +44 (0) 181 200 8282 Fax +44 (0) 181 200 3788
<http://www.unlimited.com>
<http://www.macromedia.com>

Microcosm for Windows 3.0

Microcosm can be described as a multimedia information management environment or an open hypermedia system. The information – text, graphics, sound, and video – is stored independently in an unaltered form. Links between nodes of information are made almost automatically using the built-in linking facility which stores links in a personal database or 'linkbase'. This generic linking facility allows the integration of other Windows applications such as Guide, ToolBook, Superbase, and Microsoft Word. Developments will include automatic link creation using mark-up languages and full text retrieval techniques.

PC compatible (386+, Win 3.1), Macintosh (System 7), UNIX X-Windows
Price: Educational site licence from £950.

Image & Multimedia Group Department of Electronics & Computer Science, University
of Southampton, Highfield, Southampton SO17 1BJ UK.
Tel: +44 (0) 1703 593669; Fax: +44 (0) 1703- 592865;
E-mail: mcm@ecs.soton.ac.uk.

URL: <http://bedrock.ecs.soton.ac.uk/Microcosm/>

Article: Fountain, A., Hall, W., Heath, I., and Davis, H., 'Microcosm: An Open Model for Hypermedia with Dynamic Linking', in Rizk, A., Streitz, N., and Andre, J. (eds.), *Hypertext: Concepts, Systems and Applications* Cambridge: CUP, 1990.

MM-Box 2 Multimedia Production Software

An entry-level interactive multimedia development authoring tools. Provides a low-cost entry into multimedia production for those with Windows experience, but who do not wish to become involved in programming. It allows for the simple building of a sequence of 'pages' which can contain text, buttons, graphics, sound, animations and moving video. Productions can be converted to ToolBook format, for further development. CD-ROM version contains 1,250 images (of which 250 are royalty free), 30 minutes of original CD-quality music, audio conversion tools, sound effects, animated clips, and a full copy of Paintshop Pro for image manipulation and conversion.

PC compatible (386+, Win 3.1, 4MB RAM) CD-ROM

Price: Commercial £125; Academic £75; CD-ROM: Commercial £495; Academic £195
U/C/M Ltd., Paris House, Wilbury Villas, Hove, East Sussex BN3 6GZ

Review: Alan Cawson 'Review of MM-Box 2' *SocInfo Newsletter* 13, 1993

Multimedia Authoring

Multimediods 1.0

For creating multimedia presentations and training packages on the Macintosh. Developers create medioids which are objects which structure the sounds, text, and movies in a flow chart sequence (similar to Authorware). End-users then play these medioids as either straightforward presentations or interactive training packages. Features include: colour text fields; sound playback and recording facilities; PICT display; QuickTime; keyboard and microphone responses; replay facilities; HyperTalk scripting; scan facility; and submedioids.

Macintosh (microphone voice input, QuickTime 1.0, HyperCard 2.0 or the HyperCard Developer's Kit.)

Price: £89.50 plus VAT for educational use. Distribution licence: £49.50 plus VAT.

Terra Soft, Hispanic Studies Dept., University of Glasgow, Glasgow G12 8QQ.

Tel: +44 (0) 41-339-8855 x8311; Fax: +44 (0) 41-330- 4808;

E-mail: nls@lang.gla.ac.uk.

SuperCard v. 3.0

Allows you to author application media with the look-and-feel of either a HyperCard stack, a Director animation, a standard multi-windowed Macintosh application, or something completely new. Uses a superset of HyperTalk without any of the limitations of HyperCard. Full colour bitmap and drawing graphics tools and all objects can be scripted. Features include: script control of QuickTime Movies, extensive sound editing facilities, text to speech, Filmstrips for animations, hypertext, use of standard resource-based dialogs as well as SuperCard own system, built in ScriptTracer debugger, and it can produce stand-alone applications. Windows runtime program to be available soon. Roadster Internet Browser plug-in means that fully interactive SuperCard programs can be delivered over the WWW.

Macintosh and PowerMac.

\$329, educational price \$129.95. Site licenses & Educational Lab Packs available.

Allegiant Technologies, Inc., 9740 Scranton Road, Suite 300, San Diego, CA 92121

Tel: +1 619 587-0500 Fax: +1 619 587-1314

E-mail: info@allegiant.com

<http://www.allegiant.com/>

Gomark Limited, 10 Hurlingham Business Park, Sullivan Road, London SW6 3DU. UK

Tel: +44 (0)171 731 7930 Fax: +44 (0)171 736 1215

<http://www.gomark.com/>

Trial Version: http://www.allegiant.com/supercard/trial_version.html

ToolBook v. 4.0

ToolBook's set of application development tools range from colour drawing tools to a programming language, and include hypernavigation capabilities, animation features, and text formatting. Record fields, a special kind of ToolBook text field, are used to create flat-file databases. Multimedia ToolBook includes all the features of ToolBook plus new powerful tools to incorporate external media sources such as audio in digital (WAV), MIDI and CD-Audio format and video in digital (AVI), Videodisc or Videotape format. It also supports Autodesk Animator FLC files. ToolBook CBT Edition is a superset of Multimedia ToolBook. It includes special additions for creating effective Computer-Based Teaching resources. These include: new objects, new functionality, a student tracking and scoring system, a course management system and improved hyperlinking. It is possible to convert files from HyperCard into ToolBook (to a certain degree) using 'Convert-It!'. For more details contact: Heizer Software (Tel: +1-800-888-7667; Fax: +1-415-943-6882).

PC compatible (Win 3.1, 4MB RAM, 2- 8MB HD,
20-30 MB for Multimedia ToolBook, CD-ROM)

CHEST Educational prices (retail prices in brackets): ToolBook £99.00 (£179.00);
Multimedia ToolBook £399.00 (£799.00); CBT ToolBook £599.00 (£1199).

System Science, 1 - 6 Bradleys Close, White Lions Street, London, N1 9PN
Asymetrix Ltd., The Innovation Centre, 225 Marsh Wall, Docklands, London E14 9FW.
Tel: +44 (0) 171-454-1061; Fax: +44 (0) 171-454-1062.

RM Ltd, New Mill House, 183 Milton Park, Abingdon, Oxfordshire, OX14 4SE.
Tel: +44 (0) 1235-826000; Fax: +44 (0) 1235-826999

<http://www.asymetrix.com/>

Discussion list: toolb-l@uafsysb.uark.edu

Rev.: *PC Magazine* (Apr. '96) <http://www.pcmag.com/issues/1507/pcmg0069.htm>

Visual Basic v. 4.0

Powerful, graphical, and extensible, the Microsoft Visual Basic system was designed from the ground up to be a fast, easy way to create real Windows applications. You can create Windows .EXE files. A powerful Windows-hosted programming system combines graphical interface design tools and a proven general purpose programming language makes easy to create a wide range of powerful applications.

PC Compatibles (Win 3.1, 1MB RAM)

CHEST Single Copy Price: £52.00

Akhter Computers Ltd, Akhter House, Perry Road, Harlow, Essex, CM18 7PN
Tel: +44 (0) 1279 821200 Fax: +44 (0) 1279 821300

Testing

Testing

Examine

A multiple-choice authoring and delivery system for use either as an adjunct to courseware or as a standalone means of on-line self-assessment. A number of question types are supported, as well as graphics and multimedia. There is also support for the Microcosm hypermedia system developed by Southampton University. A prototype of Examine (PC only) has been widely distributed, but a major new version (Macintosh and PC) has recently been developed.

Macintosh, PC compatible

Cost: £25 (UK educational price with support material)

Jean Burgan, UCoSDA Level Six University House SHEFFIELD S10 2TN

Download copy from: <ftp://ibis.nott.ac.uk/pub/Examine/>

Support material and information <http://ibis.nott.ac.uk/software/examine.html>

GAME

A software package for interactive test development, data collection, research and output. The install part of GAME handles the creation of a re-usable test. The collect concerns test presentation and storing of data. Game's research part handles descriptive statistics and several kinds of output.

PC compatible

\$250 (educational price), \$375 (non-educational)

ieeProGAMMA, Grote Rozenstraat 15, PO Box 841, 9700 AV Groningen, The Netherlands

Tel. +31 50 363 6900 Fax. +31 50 363 6687

E-mail gamma.post@gamma.rug.nl

<http://www.gamma.rug.nl>

Interactive Assessor

This package can be used to develop and generate tests using text and drawing tools. Questions can be categorized by subject and graded for difficulty. The runtime version presents selected tests to students and records students marks. Reports on student performance can be transferred to spreadsheet format. Tests can be run on networked or stand-alone PCs.

PC compatible (Win 3.1)

£495 + run time licence (typical dept. licence £350)

EQL International Ltd, Scottish Software Partner Centre,

South Queensferry, West Lothian, EH30 9TG

E-mail: 100103.3504@compuserve.com

Multitest 1.03

MultiTest is a Windows-based Multiple Choice Assessment package which is designed to work with an optical mark reader. The package includes the choice of pre-printed answer sheets for 60, 120 and 200 questions. The results can be exported into other

SocInfo Guide to IT Resources 4th Edition

windows packages or analysed in MultiTest. The package has data transfer rates of up to 4000 sheets per hour.

PC compatible

£895

TRAX (UK) Ltd, Unit 7, The Hive, Northfleet, Kent DA11 9DE

Tel: +44 (0) 1474 535355. Fax: +44 (0) 1474 564464

'Q' Authoring System 3.0

A comprehensive educational authoring system enabling the delivery of learning and test materials for all educational purposes. Free-form, true/false and multiple choice questions can be used. Teaching materials of all kinds can be incorporated including graphics and videodisc sequences. Multiple correct answers and specific response to errors are supported as are automatic result-keeping, password restrictions, time limits and question shuffling. Branching between and within sessions is possible and can be conditional on score or key presses. External programs can be run from within 'Q'.

PC compatible

£249

Biosoft, 49 Bateman Street, CB2 1LR, Cambridge, United Kingdom

Tel: +44 (0)1223 368622 Fax: +44 (0)1223 312873

E-mail: ab47@cityscape.co.uk

<http://www.cityscape.co.uk/biosoft>

Quisitor Test 1.0

Create your own tests or use one of the many tests provided for Quisitor. There are three methods to build a test: randomly, by certain criteria, or by learning objective, which allows users to select chapter-specific learning objectives in the search. You can add, edit, sort, and create customized tests, including matching, fill-in, multiple-choice, open-ended, true, false and essay. The program also allows you to change a multiple-choice question to an open-ended question. In addition to creating your own tests, each pre-designed test bank contains over 500 multiple-choice questions on specific subject matter.

Macintosh

\$49 (Single copy) \$199 (Site licence)

Intellimation Library for Macintosh, PO Box 1922,

130 Cremona Drive, Santa Barbara 93116-1922,

Tel: +1 805 685 8587 Fax: +1 805 968 8899

Graphing & presentation

Adobe Illustrator v 6

95

Electronic tools for single-page design and layout. Adobe Illustrator is a powerful design tool that includes text handling capabilities, automatic graphing and ease-of-use features. Key features include: any number or combination of typeface characters on screen, on-screen editing - including kerning, placing text on a curve and editing PostScript Type 1 typeface outlines, wrap text around an object, customize data with shadows, patterns or textures, freehand sketching and automatic tracing of scanned images, blend tool for creating airbrush effects, and Pantone colors.

Macintosh (including PowerPC native version), Windows 95.
£ 350 list. CHEST prices: Mac £137.50, Mac 10 pack £281.00;
Windows £160.00, Windows 10 pack £325.00

Adobe Systems, Inc. 1585 Charleston Rd PO Box 7900 Mountain View, CA 94039
Tel: +44 (0) 181 606 4000 Fax: +44 (0) 181 606 4004
<http://www.adobe.com>

Adobe Persuasion 3.0.2

Provides a complete set of tools to produce 35mm slides and overhead presentations including tools for outlining, word processing, drawing, charting and formatting and can produce output for black and white or color presentations, as well as speaker notes and audience handouts. Choose a design, type ideas into an outline, and Persuasion automatically creates each element of the presentation.

Macintosh (including PowerPC native version),
Windows 3.1 (386 or better, 4MB RAM, 12MB HD)
£350 list. CHEST prices: Mac or PowerMac £118.00, Mac 10 pack £231.00;
Windows £118.00, Windows 10 pack £231.00

Adobe Systems, Inc. 1585 Charleston Rd PO Box 7900 Mountain View, CA 94039
Tel: +44 (0) 181 606 4000 Fax: +44 (0) 181 606 4004
<http://www.adobe.com>

ASAP v. 1.0

ASAP is a Windows 3.1, MAPI-compliant application that runs successfully under Windows 95. Its 22 Intelligent Layouts support bullet lists, two- or three-column layouts, pros and cons, org charts, agendas, quotations, orbits, pyramids, and cycle layouts. You can also add attractive Intelligent Color Schemes to your slides from any of the 17 palette choices. Windows 95 version of ASAP available soon.

PC compatible with Windows 3.1 (Requires: 386 or better,
1MB RAM, 3.5MB HD, Win 3.1 or later)

Approx. price: \$99
Software Publishing Corp., San Jose, CA
Tel: +1 408-537-3000 Fax: +1 410-224-2876
<http://www.spco.com>

Astound for Windows v. 2.1

Lets you create a presentation either by double-clicking placeholders on the program's templates or by entering it in the outliner. Data charting with a small selection of chart types and limited data sheets. Strong multimedia support: Every template comes with some sort of built-in effect, such as animated background elements. Astound Studio, which also ships on the CD, includes a media manager as well. Astound also offers a time line for synchronizing the entry, hold, and exit timings of all objects on a slide.

PC compatible with Win 3.1 (Requires: 386 or better, 4MB RAM (8MB for Astound Studio), 9MB HD, Win 3.x or later)

List price: \$250.

Gold Disk Inc., Santa Clara, CA

Tel: +1 408-982-0200 Fax: +1 408-982-0298

<http://www.golddisk.com>

ClarisImpact 2.0

95

Like a spreadsheet, ClarisImpact can create a variety of diagrams from numerical data. It does diagramming best but also includes good-looking table, presentation, drawing, word processing, and outline modules. ClarisImpact has a strong set of highly specialized tools for building org charts, flowcharts, and time lines. When you select a position (or job description) from the org chart, handles appear that let you add a manager, coworker, subordinate, or assistant with a single click. Each position automatically obtains the color, outline, shadow, and text style assigned to its level.

Macintosh & Power Mac, PC compatible Win 3.1, 95 and NT (comes with Win32s) (386 or better, 4MB RAM, 10MB HD - Win 3.1; 8MB RAM, 10MB HD Win 95).

CHEST price £64.50

Claris, 1 Roundwood Avenue, Stockley Park, Uxbridge, Middlesex. UB11 1BG

Tel. +44 (0) 181 756 0101 Fax: +44 (0) 181 573 4477

<http://www.claris.com>

Compel v. 2.0

A presentation package, Compel displays a standard icon-oriented interface, uses the basic slide-show metaphor, and has an outline view. Although Compel, a 16-bit application bundled on a CD-ROM, runs on Windows 3.x and Windows 95, it is not fully Windows 95-compliant. When you start Compel, you have four options: create a new presentation, open an exiting presentation, access the Presentation Specialist (where you'll find automated content templates), or use the StartUp Assistant (a basic tutorial). There is no step-by-step guidance during your presentation creation. There is multimedia integration with the Edit Playlist and Playlist Browser. You can import .WAV, .AVI, and MIDI files, and Compel include a time line.

PC compatible with Win 3.1 (386 or better, 4MB RAM, 8MB HD)

List price: \$69.95.

Asymetrix Corp., Bellevue, WA USA

Tel: +1 206-462-0501 Fax: +1 206-637-1504

<http://www.asymetrix.com>

Graphing & presentation

Corel Draw

95

Corel Presents 6, available only as part of the CorelDraw 6 suite, Corel Presents comes with 25,000 clip-art images, along with some 270 animated clip-art files and 77 video and sound files. You can choose one of six styles of predesigned slides with suggested text - including Financial, New Product, or Training and customize the presentation. Corel Presents does include the standard views: Slide, Sorter View, and Outline View. The Outline View lets you manoeuvre text around without seeing graphical elements. The product features 39 transition styles, including curtains, ripples, and wipes.

Macintosh PowerPC, PC compatible with Win 95 or NT
(486 or better, 8MB RAM, 180MB HD, Windows 95)
\$695 list. Macintosh PPC £395. CHEST prices: Version 5.0 Windows £381.00 (disc)
£301.50 (CD), Windows 10 pack £231.00, Licence only £241.00.
Version 6.0 (Win 95/NT only) £301.50 (CD).
Corel Corp., Ottawa, Ontario, Canada, Tel. +1 613-728-8200
UK Tel. +44 (0) 1703 814142 Fax. +44 (0) 1703 813830
<http://www.corel.com>

Cricket Graph III & Draw III

CA-Cricket Graph III v. 1.53 features data entry, import and manipulation. Advanced functions include binomial and moving-average data smoothing, sophisticated curve fitting, and error bars. It also provides a large assortment of ready-to-use graph formats for quick production of professional quality graphs. CA-Cricket Draw III 3.0 includes the addition of layers, a library palette, the ability to open and edit Adobe Illustrator 88 files, TIFF import, PANTONE 3000 colour palette and QuickTime support, and interruptable redraw.

Macintosh PowerPC, PC compatible (Win 3.1+)
CHEST Education price in UK £44.00 (5 pack £135, 10 pack £220, 25 pack £440)
Computer Associates plc, Computer Associates House,
183/187 Bath Road, Slough, Berks. SL1 4AA.
Tel. +44 (0) 1753 577733 Fax. +44 (0) 1753 825464
<http://www.cai.com/caprod.htm>

DADISP 3.0

X

DADiSP 3.0 is an interactive graphics worksheet for the display, management, analysis and presentation of scientific and technical data. Data can be viewed as a line graph, scatter plot, stick chart, 3D plot, 4-D colourization and other useful formats. Tools such as data reduction, matrix mathematical and statistical plotters, Fourier transforming, color rendering and peak analysis are some of the features DADiSP provides the user.

Available for several platforms, including MS-DOS and Solaris, Ultrix, UNIX, VMS.
CHEST price £695.00
Adept Scientific plc, 6 Business Centre West, Avenue One,
Letchworth, Hertfordshire, SG6 2HB
Tel: +44 (0) 1462 480055 Fax: +44 (0) 1462 480213
E-mail: info@adeptscience.co.uk

DeltaGraph Professional v. 3.5

DeltaGraph Professional is a full-featured two- and three dimensional multipurpose charting and graphics package that features cross-platform compatibility for the entire charting spectrum, including business graphics, drawing and presentations and scientific and technical plotting. It features automatic updating, 40 chart types, and 82 sub-types, easy exchange of data and charts between other applications, complete formatting control, a drawing package and slide show capabilities, and includes a complete set of high resolution PostScript drawing tools, including lines, rectangles & Bezier curves.

PC compatible with Win 3.1 (8MB RAM, 7MB HD, Win 3.1), Macintosh.
List price: £139.

DeltaPoint Inc., Monterey, CA US Tel. +1 408-648-4000
UK Tel. +44 (0) 181 401 1111 Fax: +1 408-648-4020
<http://www.deltapoint.com>

Review: 'Harvard ChartXL 2.0 Versus DeltaGraph Pro 3.5' *Social Science Computer Review* **14(1)** pp. 348-351.

Drag 'n Draw 1.1

Supports a wide range of diagram types. Highly customizable interface and detailed, hand-holding help, with enough built-in templates and shapes to serve users who have basic and undemanding graphics needs. With its basic drawing tools and 75 symbol palettes, Drag 'n Draw lets you create charts from scratch. Its 16 diagram templates of sample charts include detailed hint screens that pop up to tell you what to do next.

PC compatible with Win 3.1 (386 or better, 4MB RAM, 2MB HD for Win 3.1)
(486-based PC or better, 8MB RAM, 2MB HD for Win 95)
List price: \$149.

DeltaPoint Inc., Monterey, CA US Tel. +1 408-648-4000
UK Tel. +44 (0) 181 401 1111 Fax: +1 408-648-4020
<http://www.deltapoint.com>

Easyplot for DOS v. 3

Combines powerful technical plotting and data analysis with the speed and simplicity of interactive graphics. The analytical functions include curve fitting, cubic/surface splines, FFT, calculus and statistics. The graph types include xy, polar, contour and 3D. Includes batch language to run from file and automate operation sequences.

PC compatible
CHEST price £249.00; 5 Pack Price: £950.00 Total; 10 Pack Price: £1695.00
Vicky Jones, Cherwell Scientific Publishing, The Magdalen Centre,
Oxford Science Park, Oxford OX4 4GA
Tel: +44 (0) 1865 784800 Fax: +44 (0) 1865 784801
E-mail: vicky@cherwell.com
<http://www.cherwell.com/cherwell>

EASYPLOT for Windows version 3.0

A Windows version containing the following enhancements: high-quality printouts; works with other Windows applications; new spreadsheet-style data editor; plot from the

Graphing & presentation

clipboard; text toolbox makes it easy to change text style. Analysis options include linear and non-linear curve fitting, cubic and surface splines, smoothing, fast Fourier transforms (and inverse FFT's, histograms, calculus, statistics and error bar displays.

PC compatible with Win 3.1 (2MB RAM, 600KB HD)
CHEST price £249.00; 5 Pack Price: £950.00 Total; 10 Pack Price: £1695.00
Vicky Jones, Cherwell Scientific Publishing, The Magdalen Centre,
Oxford Science Park, Oxford OX4 4GA
Tel: +44 (0) 1865 784800 Fax: +44 (0) 1865 784801
E-mail: vicky@cherwell.com
<http://www.cherwell.com/cherwell>

GraphPad Prism for Windows

A data analysing and graphing package. It stores all the data, analysis, graphs, layouts and notes in one project file which allows them to be linked together and automatically updated when you make a change to either the data or to the analysis options. Also contains a page layout option that allows you to produce a summary of the data tables, analyses, etc. while still having them automatically updated by changes to the data. N.B. Prism does also run quite well on a PowerMac running SoftWindows version 2 or 3

PC compatible with Win 3.1 or 95 (Fast 386 or better, 4MB RAM, 3MB HD)
\$495

GraphPad Software Inc. 10855 Sorrento Valley Rd. #203, San Diego, CA 92121, USA
E-mail: sales@graphpad.com, support@graphpad.com, Orders@graphpad.com
Tel: +1 619-457-3909 Fax: +1 619-457-8141
<http://www.graphpad.com/www/welcome.html>

Harvard ChartXL 2.0

95

A charting package, with wide charting breadth and depth. With the same charting engine as Stanford Graphics, ChartXL lets you create named ranges to update charts with

SocInfo Guide to IT Resources 4th Edition

different data subsets. Choose the chart type from either an abbreviated list or an expanded Gallery. It offers a broad choice of business chart types, including pyramid and Gantt, as well as a selection of statistical and technical charts. ChartXL's Formula Visualizer generates graphs and data from user-defined equations.

PC compatible (486-based PC or better, 8MB RAM, 5MB HD
(18MB HD for CD-ROM version) Windows 3.x, 95 or NT)
\$149.

SPS Software Publishing Corp., 3165 Kifer Road, POB 54983,
Santa Clara, CA, 95056-0983
Tel. +1 408-537-3000 Fax: +1 410-224-2876
<http://www.spc.com>

Review: 'Harvard ChartXL 2.0 Versus DeltaGraph Pro 3.5' *Social Science Computer Review* **14(1)** pp. 348-351.

Harvard Graphics for Windows 95

95

A tool for creating presentations. It gives good advice on slide creation and it has context-sensitive Quick Tips, which tell you how to perform selected operations. The Design Checker can now fix several types of errors, such as inconsistent capitalization. You can generate your own styles and templates. The Master template governs background, title block fonts, and layout block placement. There are also tools for working with multimedia.

PC compatible with Win 95 (486-based PC or better, 8MB RAM, 13MB HD, Win
95/NT)

CHEST Single Copy Price: £39.00, Site Licence: £500.00
Software Publishing Corporation, Pyramid House,
Easthampstead Road, Bracknell, Berkshire, RG12 1YW
Tel: +44 (0) 1344 712009 Fax: +44 (0) 1344 712044
<http://www.spc.com>

Igor Pro v. 3

Designed to deal with larger data sets, powerful data analysis, or to control the fine details of graphs for publication. On a Power Mac, creating a graph with 200,000 data points takes just two seconds. New Features of IGOR Pro 3 include: full support for multi-dimensional data (up to 4 dimensions), arrays of text strings, image plots, contour plots, and category plots. Two dimensional, gridded data can be viewed with the Surface Plotter. Three dimensional (volumetric) data can be viewed with the Graphical Slicer. New math operations include matrix math, image processing and multi-dimensional FFTs. IGOR Pro is fully programmable. Export graphics as Encapsulated PostScript (EPS) files, which are easily inserted in most word processing applications. Supports Apple Script.

Macintosh (4MB RAM, System 6.0.7 + & HD). Accelerated for Power Macintosh.
\$495 (\$346.50 academic)

WaveMetrics, Inc., P.O.Box 2088, Lake Oswego, OR 97035. USA
Tel: (503) 620-3001 Fax: (503) 620-6754
sales@wavemetrics.com

Demo: <http://www.wavemetrics.com/Products/IGORPro/ipro3demo.html>
<http://www.wavemetrics.com/>

Graphing & presentation

Kaleidagraph v. 3.08

For analyzing very large amounts of data. KaleidaGraph imports data and allows users to mathematically analyze the data with a programmable macro calculator and algebraic formula entry. The resulting data may then be transformed in a high-resolution publication-quality graphic, using any of 16 plot types, with very precise user control of plot elements. Features include: Plot Scripting; a Library function allows users to assign variable names to anything from a constant to a very complicated algebraic expression; a Table Tool allows users to annotate any plot with tables; Mixed Line/Column plots for line, scatter, double-Y, probability, X-Y probability, column and bar plots.

Macintosh (2MB RAM) and PC Compatible (Win 3.1+, 6MB RAM, 2.5MB HD)

Price \$249.00 (order direct for \$155.00)

Synergy Software, 2457 Perkiomen Ave, Reading, PA 19606

Tel: +1 (0) 610-779-0522 Fax: +1 (0) 610-370-0548

E-mail: maxwell@sales.synergy.com

<http://www.synergy.com/>

Demo for Mac and Win: <http://www.synergy.com/kg.htm>

Lotus Freelance Graphics 96 for Windows 95

95

A presentation package. Features include a Content SmartMaster which lets you select your own content, then you build your custom content by choosing from slides such as Key Issues, Cost/Benefit Analysis, and the like. The outliner optionally displays live thumbnails of each slide as you work. Drawing tools include a set of intelligent objects and connectors for diagramming, and Freelance has a dedicated, easy-to-use organization charter. The program provides a Mobile Screen Show Player.

PC compatible (486 or better, 8MB RAM, 18MB HD, Win 95 or Win NT 3.51. OS/2)

List price: \$355.

Lotus Development Corp., Cambridge, MA USA

Tel. +44 (0) 1784 455455 Fax +44 (0) 1784 455351

<http://www.lotus.com>

Macromedia FreeHand v. 7

95

A comprehensive drawing program for producing high-quality graphics. The program can trace graphics with basic drawing tools or advance lines with Bezier curve tools. Objects and text can then be manipulated using one of FreeHand's special effect features, such as graduated fills of text and objects in text. Color support consists of color separations for spot color and the four process colors (CYMK), or a combination of both. Additional features include: 200 independent user-assigned layers, undo and redo options for the last eight actions, multiple levels of magnification, the ability to edit in the Preview mode, on-screen colors, styles and layers palettes.

Macintosh (including PowerPC version), PC compatible (Win 95)
CHEST price Single Copy: £195.00, Education 10 Pack Price: £649.00 Total
Computer Box Ltd, Brimington Road, Chesterfield, Derbyshire, S41 7UJ
Tel: +44 (0) 1246 277276 Fax: +44 (0) 1246 235753
E-mail general@unlimited.com
<http://www.unlimited.com>
<http://www.macromedia.com>

Micrografx ABC Graphics Suite 95

95

Consists of ABC FlowCharter 6.0, for flowcharting, drawing, image editing, 3D creation, schematics and network diagrams, along with Micrografx Designer 6.0 for vector-based illustration and Picture Publisher 6.0 for bitmap editing. All are designed for Windows 95, with a toolbar interface that mimics Microsoft Office. Also includes a Windows 95-based clip-art cataloging program, Visual Software's Instant 3D, two CDs of clip art and fonts and a 16-bit version of ABC SnapGraphics 2.0 which supports Venn diagrams, targets, pyramids, spoke-and-wheel diagrams, presentation-style checklists, and fill-in forms, as well as standard charts.

Windows NT 3.51 and 95 (Win 3.1 version on disc too) (486-based PC or better, 8MB RAM (4MB for SnapGraphics 2.0), 35MB hard disk (10MB for SnapGraphics 2.0))
\$299.

Micrografx Inc., Richardson, TX USA
Tel. +1 214-234-1769 Fax. +1 214-994-6477
<http://www.micrografx.com>

Graphing & presentation

Microsoft PowerPoint 3.0

A presentation graphics application that provides users with the capability to develop 35mm color slides or black and white overhead transparencies, on-screen slide shows, speaker notes and audience handouts. The program contains special tools, including word processing capabilities for multilevel bullet charts, diagram drawing tools for illustrations and on-screen slide sorters. AutoContent Wizard helps first-time users. It provides six intelligent templates. Tell the Wizard who your audience is and what type of presentation you need, and a series of slides then suggests content and format.

Macintosh, PC compatible with Win 3.1 or 95
CHEST price Mac, Win 3.1 or Win 95 £140.00 (& available in Microsoft Select Scheme).

Software Catalogue, Lincolns Inn, Lincoln Road, High Wycombe, Bucks, HP12 3RE
Tel: +44 (0) 1494 455455 Fax: +44 (0) 1494 455456
<http://www.microsoft.com/>

Microsoft PowerPoint for Windows 95

95

Powerful tools to help create really impressive presentations, easily. This new version enables you to incorporate animations, sound and video to bring your presentations to life. Presentation conferencing lets you review presentations with your remote workgroup simultaneously over the network. The 'Pack and Go Wizard' automatically packages your presentation to multiple disks so it is completely portable.

PC compatible with Win 95
CHEST price: £146.00, 1 Licence Price: £102.00
Akhter Computers Ltd, Akhter House, Perry Road, Harlow, Essex, CM18 7PN
Tel: +44 (0) 1279 821200 Fax: +44 (0) 1279 821300
<http://www.microsoft.com/>

Norton Presentation Maker

This gives the user an easy to use environment to create multimedia presentations. It will allow the lecturer to assemble electronic illustrations, photographs, animations, simulations, digital movies and video clips and to display them with their class. The program is in two parts a presentation editor for the creation of presentations and a viewer to display them.

PC Compatible, Mac
Free on adoption of Gleitman "Basic Psychology" or "Psychology" texts as recommended course text. Information about Gleitman' and Interactive Psychology available via WWW
W.W.Norton, 10 Coptic Str, London WC1A 1PU
Tel. +44 (0) 171 323 1579 Fax. +44 (0) 171 436 4553
<http://www.wwnorton.com/norton/grip.html>

Presentations

A presentation package that integrates with other programs in Novell's PerfectOffice suite which includes WordPerfect 6.1 and Quattro Pro 6.0. Presentations includes a context-sensitive toolbar and the Power Bar, which lets you quickly change fonts, slide templates and backgrounds, and edit modes. You can create a new slide show based on one of the 66 slide masters (191 on the CD version). The charting engine can create 66 2-D and 60 3-D charts, ranging from basic bars and pies to radar and surface charts. Drawing features include the ability to warp and blend objects, turn 2-D graphics into 3-D, convert text to curves, trace bitmaps, and scan directly into a slide show.

PC compatible with Win 3.1 (386 or better, 6MB RAM, 28MB HD, Win 3.1 or later)
CHEST Single Copy Price: £69.00, Education 10 Licence Price: £290.00
Pugh Computers Ltd, Denver House, Llanon, Aberystwyth, Dyfed, SY23 5HA
Tel: +44 (0) 1974 200201 Fax: +44 (0) 1974 202628
<http://www.novell.com>

pro Fit 5.0

Powerful tool for data analysis and graphical presentation. pro Fit 5.0 is a major new release of the scientific data analysis and graph presentation program for the Mac. It incorporates the latest Apple technology: AppleGuide, support for AppleScript, AppleEvents, QuickDraw GX, QuickDraw 3d, Drag and Drop and more. New functionality in this version includes: "Preview" window which allows you to visualize the effect of varying parameters on functions. Users click and drag on curves to change data points. New drawing and plotting features including full colour support, zooming to 400%, 1/x and probability scaling and multiple axes.

Macintosh (FPU and non-FPU) and PowerMac (2 MB RAM)
Education Single Copy Price: £225.00, Site Licence: £2750.00, Education 5 Pack:
£850.00 Total, Education 10 Pack: £1530.00 Total, Department Licence £2,750.
Ana Reynoso, Cherwell Scientific Publishing, The Magdalen Centre,
Oxford Science Park, Oxford OX4 4GA
Tel: +44 (0) 1865 784800 Fax: +44 (0) 1865 784801
E-mail: ana@cherwell.com
<http://www.cherwell.com/cherwell>
Trial version: <http://www.cherwell.com/cherwell/ProdHome/proFit.html>

Graphing & presentation

SmartDraw Pro

95

For drawing flowcharts, diagrams and other business graphics. Includes more than 1300 pre-drawn shapes and symbols that you simply drag onto your drawing. Shapes and lines automatically line up with snap-to grid and other alignment tools. Lines and curves that connect shapes together stay connected, even when you move the shapes. SmartDraw is an OLE client and server. This means that you can run SmartDraw from inside Microsoft Word, Excel, Lotus 123, WordPerfect and any other OLE Client program.

PC compatible (386 or better PC, 16 Bit Win 3.1 v. and 32 Bit Win 95 v., 9 MB HD.
\$49. (COMBO Pack contains both 16 bit v. and 32 bit versions)

The Educational Edition has the full feature set of SmartDraw Pro, but only a subset of the 1350+ SmartDrawings (shapes). \$20 per user, with a minimum 5 user licence.
SmartDraw Software Inc., 9974 Scripps Ranch Blvd, #35, San Diego, CA 92131, USA
Tel. +1 619 549 0314 Fax. +1 619 549 2830
<http://www.smartdraw.com/>
Demo: <http://www.smartdraw.com/download.htm>

Visio 4.0

95

Visio lets you create diagrams either manually by dragging shapes and connecting lines from a palette or by the automated method, importing a data file that automatically converts into org or flowcharts and time lines. Visio builds its interface on toolbars, shape palettes, and pop-up menus. The smart connector tool brings together the shape that you drag into a diagram and the last shape you selected. If you move a shape, Visio moves its connecting lines from one anchor point to another. To build a diagram automatically, simply run one of the supplied wizards: They build diagrams from spreadsheet or text files. Both 16- and 32-bit versions are supplied.

PC compatible (386 or better, 4MB RAM, 8MB HD, Win 3.1 (16-bit); 386 or better,
8MB RAM, 8MB HD, Win 95 or Win NT 3.51 (32-bit))
List price: \$249.

Visio Corp., Seattle, WA. USA
US Tel. +1 206-521-4500 Fax. +1 206-521-4501
<http://www.visio.com>
£249 from Roderick Manhattan Group
Tel +44 (0) 171 978 1727

Writing and research tools

There are two kinds of software covered in this section, programs to manage bibliographies and references, and speech recognition packages. Bibliography managers are forms of databases specially modified to handle all kinds of references. They usually assist the construction of references by automatically generating bibliographic lists in appropriate formats from embedded indicators in the main text. Bibliographies can be automatically reformatted to suit another publication. Some packages come with software to translate files taken from CD-ROM-based bibliographies, such as Sociofile.

Speech recognition packages are relatively new. They use a high quality microphone and sometimes dedicated hardware to convert spoken words into typed text directly in your word processor. Expect the kind of accuracy familiar from optical character recognition programs a few years ago. Look out for the ability to understand UK English!

AutoBiblio for Apple Macintosh v. 2.0

AutoBiblio Version 2.0 stores references and enables their selection, recall and printing in the format required by any journal. You can create your own database of literature references and automatically incorporate those cited in your papers in the bibliography listing. A major feature of this version is a facility to store abstracts of papers in the database. These can be keyed in or automatically downloaded from other databases. Many other improvements have been made and the speed of operation significantly improved.

Macintosh
£99 (Demo, £15)
Biosoft, 49 Bateman Street, CB2 1LR, Cambridge, United Kingdom
Tel: +44 (0)1223 368622 Fax: +44 (0)1223 312873
E-mail: ab47@cityscape.co.uk
<http://www.cityscape.co.uk/biosoft>

Dragon Dictate

A speech recognition system that instantly converts what you say into written text on your PC screen. You can start dictating immediately, using speaker-independent models. Dragon Dictate for Windows then adapts to the way you talk while you dictate. Dictate, edit, move and format text or data directly into most Windows applications. Comes with more than 4500 macros, including commands for surfing the Internet and integrated 120,000 word vocabulary which can be expanded to 180,000 words with specialist terms. Singles Edition works with just one application (+ Netscape Navigator). UK English version available.

PC compatible (486/6, Win 3.1, 95, NT, sound card and microphone)
\$395 to \$695 (\$99 for Singles Edition)
Dragon Systems, LTD, Millbank, Stoke Road,
Bishops Cleeve, Cheltenham, UK, GL 52 4RW
Tel: +44 (0) 1242 678 575 Fax: +44 (0) 1242 678 301

Writing and research tools

<http://www.dragonsys.com/marketing/ddwin.html>
Demo for download <http://www.dragonsys.com/demos/demos.html>

PowerSecretary Power Edition

Dictate into most of the standard Macintosh applications at rates up to 40-55 correct words per minute. It features a full 120,000 word backup dictionary based on the most commonly used words in English with a maximum active vocabulary size of 60,000 words. Power Edition is designed for users who need to be able to dictate into multiple applications and who need the largest vocabulary available for their work.

Macintosh
Price on application (\$99 for Singles Edition)
Dragon Systems, LTD, Millbank, Stoke Road,
Bishops Cleeve, Cheltenham, UK, GL 52 4RW
Tel: +44 (0) 1242 678 575 Fax: +44 (0) 1242 678 301
<http://www.dragonsys.com/marketing/ddwin.html>

VoiceType Dictation for Windows 95

Speech recognition system which can input text directly into Windows applications. Speaker independent which assures more than 90% accuracy for most people right out of the box, but continues to learn from you as you use it. Accepts dictation faster than most people can type - 70 to 100 words per minute. Provides a pop-up dictation window for applications that are not speech enabled. Lets you use voice commands to control the computer. 22,000-word base vocabulary, plus a customizable, 42,000-word personal vocabulary. Add ons to support languages: French, German, Italian, Spanish, U.S. English, and UK English.

PC compatible (90Mhz. Pentium & 256KB level 2 cache or faster,
Windows 95 SoundBlaster compatible card)
£585 to \$699
IBM United Kingdom Limited, PO Box 41, North Harbour,
Portsmouth, Hampshire PO6 3AU
Tel: +44 (0) 1705 492249
http://www.software.ibm.com/is/voicetype/vt3_uk.html

Kurzweil VOICE for Windows Rel. 2.5

Supports voice input for navigation, which drives the Windows O/S and applications on a command and control basis, and dictation, which enables the user to create text and enter data simply by speaking. Available in two editions. The Personal Edition comes with a 30,000 word vocabulary, while the Professional Edition has a 60,000 word vocabulary. Both include an on-line dictionary, including acoustic models and spellings, for a total of 200,000 words. You can customize both editions by adding thousands of your own words and commands.

PC compatible (486 DX4/75 +, Win. 95, 8MB RAM, 16MB
for Pro Edn., 35MB HD, Sound card, microphone)
\$495 to \$695
Kurzweil Applied Intelligence, 411 Waverley Oaks Road,
Suite 330, Waltham, Massachusetts 02154 USA
Tel: +1 617 893-5151 Fax: +1 617 893-6525

EndLink v 2

A tool that allows EndNote users to download information from on-line bibliographic databases. Use one of the pre-defined files or create a new one to input virtually any tagged format file.

Macintosh (512 KB RAM, 1MB HD), PC compatibles
(MS-DOS & Win 3.1, 512 KB RAM, 6MB HD).
CHEST price £99, multiple packs reductions available
Cherwell Scientific Publishing, The Magdalen Centre,
Oxford Science Park, Oxford OX4 4GA
Tel: +44 (0) 1865 784800 Fax: +44 (0) 1865 784801
E-mail: Endnote@cherwell.com
<http://www.cherwell.com/cherwell>
<http://www.niles.com>

EndNote Plus v. 2.2

A bibliographical database manager storing up to 32,000 references, a bibliography maker, and a bibliography citation formatter. Scans documents for in-text citations and reformat them according to MLA, MLA Note, Chicago, APA, or over 200 other styles, and builds a concluding bibliography. Works with several word-processors as a stand-alone package, a desk accessory or as a built in module for MS Word 5.1 for Mac and Word 6/7 for Mac and Windows. EndNote Plus provides full searching capabilities and also allows users to find (and delete) duplicate references. With the new HTML formatting style EndNote can be used to take advantage of HTML features, creating hypertext links between in text citations and the references in a bibliography. It can also be used to link the bibliographic references to full text articles or other related information available on the Internet. A free copy of the HTML style for Win. or Mac available to download and use with EndNote Plus.

Macintosh (512 KB RAM, 1MB HD), PC compatibles
(MS-DOS & Win 3.1, 512 KB RAM, 6MB HD).
CHEST prices £139.00 (EndNote); £229.00 (EndNote Plus); multiple packs available
Cherwell Scientific Publishing, The Magdalen Centre,
Oxford Science Park, Oxford OX4 4GA
Tel: +44 (0) 1865 784800 Fax: +44 (0) 1865 784801
E-mail: Endnote@cherwell.com
<http://www.cherwell.com/cherwell>
<http://www.niles.com>

There is an EndNote discussion list called EndNote at listserv@ucsbvm.bitnet.

Papyrus

Bibliographic package with five flexible record types and 8,000 characters per field. Any number of extra notecards can be added per reference (each of 8,000 characters) - these cards can subsequently have keywords attached. Comes with a good range of pre-defined formats plus facilities to edit your own. Manchester University have defined some extra ones specifically for BIDS which come free with the CHEST software and

Writing and research tools

are available (with others) via <ftp://ftp.in.umist.ac.uk/pub/papyrus/>. Papyrus can scan documents for citations and reformat them accordingly.

PC compatible (Win 3.1, 640K RAM, 2MB HD), VAX/VMS.
\$99.00. CHEST Site Licence: £700.00

CHEST (Bath), CHEST & NISS Centre, University of Bath,
Claverton Down, Bath, BA2 7AY

Tel: +44 (0) 1225 826282 Fax: +44 (0) 1225 826177

E-mail: chest@bath.ac.uk

Non CHEST: European Scientific Software Company Ltd,
Britannia Centre, Point Pleasant, Tyne and Wear, NE28 6HQ.

Tel: +44 (0) 191-295-3000; Fax: +44 (0) 191-295-3030.

Papyrus discussion list called CHEST-Papyrus at on Mailbase@mailbase.ac.uk

Article: Davnall, S. 'Bibliographic Software for PCs', *Computers & Texts* 3 (April, 1992), 3-4.

ProCite

A full featured reference management program for professional and personal use. ProCite stores bibliographic information, notes, keywords, and full abstracts for your references. With ProCite you can easily search, sort and print your citations in a variety of styles. Use the Biblio-Link II utility program to import downloaded records retrieved from electronic database services. Sold separately.

PC compatible (DOS 3.3, 640K RAM; Win 3.1+, 8 MB RAM), Macintosh
\$345 (Educational Discounts available)

RIS, Camino Corporate Center, 2355 Camino Vida Roble, Carlsbad, CA 92009

Tel: +1 619-438-5526 Fax: +1 619-438-5573

<http://www.risinc.com/procite/procite.html>

Demo version: <http://www.risinc.com/procite/demo.html>

QSearch

A general purpose bibliographic retrieval program for DOS written by Jesse Reichler and Dean Savage, Department of Sociology, Queens College-CUNY, permits easy keyword searching and display of the annotated bibliography. Once identified, references and abstracts can be printed or saved to a file as an ASCII text.

PC compatible (MS-DOS, 4.7 MB HD)

Free, download from URL below

http://www.soc.qc.edu/QC_Software/qsearch.html

Reference Manager

Reference manager allows the user to generate a database of references in a properly formatted style as required by academic journals. You can import from a wide variety of on-line and CD-ROM based services.

PC compatible (DOS, or Win 2.1), Macintosh.

\$349

RIS, European Branch,, Brunel Science Park,, Brunel University, Uxbridge. UB8 3PQ

Tel +44 (0) 1895 813544 Fax +44 (0) 1895 256710

E-mail: marion@pavilion.co.uk

SocInfo Guide to IT Resources 4th Edition

or: Research Information Systems, Camino Corporate Center,
2355 Camino Vida, Roble, Carlsbad, CA 92009-1572, USA.
E-mail: sales1005@ris.risinc.com
<http://www.risinc.com>

Sonar Bookends

Automatic Index and Table of Contents Generator. Instead of manually searching for entries or laboriously inserting word processor 'marks,' you can create a complex index and table of contents in minutes. Includes index all words by frequency or using your own word/phrase list or combine both indexing methods. Common words are automatically eliminated by a user modifiable exclusion list. Single and multilevel indexes can be created. Works with QuarkXPress, PageMaker, FrameMaker, Microsoft Word, WordPerfect, and other popular formats.

Macintosh (8MB RAM & HD), PC compatible (386+, Win 3.1/95/NT, 8MB RAM, & HD)

\$195.00 plus shipping/handling.

Virginia Systems, Inc. 5509 West Bay Court, VA 23112, Midlothian, U.S.A.

Tel: +1 804 739 3200 Fax: +1 804 739 8376

E-mail: vasys@cris.com

<http://www.cris.com/~Vasys/index.html>

TALK

This Voice Response System lets you dictate letters, reports, memos etc. without touching the keyboard. 3 versions are available with vocabularies of 5,000, 30,000 and 60,000 words, & all three use the same 120,000 word acoustically modelled dictionary. Package includes a high quality 'hands-free' noise cancelling microphone, dedicated internal hardware to digitize and process the spoken words as you speak, voice response software, an interactive tutorial and an easy-to-understand manual. Works with e.g. WordPerfect, Microsoft Word, Lotus 123, Quicken, Excel, Ami-Pro and MS DOS

PC compatible (486/33+, Windows 3.1 12 MB RAM))

Prices from: £695 for 5,000 word starter version & SoundBlaster Video card to £1950

Responsive Systems 34A Glazbury Road LONDON W14 9AS

Tel: +44 71 602 4107 Fax: +44 71 603 2109

Bibliographic CD-ROMs and Information

BIDS

The Bath Information and Data Service, specializing in bibliographic datasets. Access to the databases of the Institute for Scientific Information including Index to Scientific and Technical Proceedings, Arts and Humanities Citation Index, Science Citation Index and Social Science Citation Index, EMBASE, COMPENDEX and the British Library's Contents page service, Inside Information. These services are available to students and staff in all UK HE establishments. Now includes access to IBSS via telnet and WWW.

Bibliographic CD-ROMs and Information

<http://www.bids.ac.uk/>

BNB on CD-ROM

The British National Bibliography (BNB) contains over 1.6 million catalogue records for books and the first issues of serials published in the UK and the Republic of Ireland since 1950. Full records are based on items received by the British Library under legal deposit while records for forthcoming publications are created under the Cataloguing-in-Publication programme. Provided software allows Boolean searching.

Macintosh, PC Compatibles (Win 3.1 and MS-DOS)

Price on application.

The British Library NBS, Turpin Distribution Services Ltd.,

Blackhorse Road, Letchworth, Herts., SC6 1HN

Tel: +44 (0) 1462 672555 Fax: +44 (0) 1462 480947

E-mail: turpin@rsc.org

<http://icarus.bl.uk/nbs/recs/bnbcd/overview.html>

British Humanities Index Plus

Includes BHI records of articles in the humanities from 1985 to the present over 156,000 entries, with around 4,200 new records added to each quarterly CD-ROM update. BHI Plus indexes around 250 international humanities journals and quality newspapers published in the UK, providing unrivalled access to library serials collections. The list of journals included is reviewed regularly with the help of BHI Plus users.

PC compatibles (MS-DOS)

£795.00

Bowker-Saur, Maypole House, Maypole Road, East Grinstead, West Sussex, RH19 1HH

Tel: +44 (0)1342 330100 Fax: +44 (0)1342 330190 or 330198

E-mail: custserv@bowker-saur.co.uk

<http://www.bowker-saur.co.uk/service/>

British Library Catalogue

The British Library General Catalogue of Printed Books to 1975 is the largest single retrospective catalogue conversion ever undertaken. It lists over 8.5 million books, including the largest collection of pre 1914 imprints in the world. Provided software allows Boolean searching.

PC compatible (MS-DOS)
Contact supplier for pricing.
Chadwyck- Healey Ltd, The Quorum, Barnwell Road, Cambridge CB5 8SW.
Tel: +44 (0) 1223-215512 Fax: +44 (0) 1223-215514
<http://www.chadwyck.co.uk/>

DocThèses

A catalogue of more than 300,000 French theses in all disciplines since 1972. Theses subjects include: literature, law, humanities, and social sciences, all taken from the central catalogues of Paris X-Nanterre, the CRNS-INIST, or the Bibliotheque Interuniversitaire de Clermont- Ferrand. The CD is searchable by author, title, keyword, subject, area, institution, year, and supervisor.

PC compatibles MS-DOS 3.1+
Annual subscription - £695.00.
Chadwyck- Healey Ltd, The Quorum, Barnwell Road, Cambridge CB5 8SW.
Tel: +44 (0) 1223-215512 Fax: +44 (0) 1223-215514
<http://www.chadwyck.co.uk/>

ERIC

A bibliographic database of education literature. Sponsored by the US Department of Education, ERIC consists of two files: Resources in Education, covering the document literature, and Current Index to Journals in Education, covering published journal literature from over 775 periodicals. The database also includes the full text of ERIC Digest records which provide an overview of information on a given topic and supply references with more detailed information. The current disc covers the most recent four years; the archival disc set covers data from 1966 to the present.

Macintosh; PC; Windows; NEC
Price on application
Silver Platter Information Ltd., 10, Barley Mow Passage, Chiswick, London W4 4PH
Tel. +44 (0) 181 995 8242 Fax. +44 (0) 181 995 5159
<http://www.silverplatter.com/>

Historical Abstracts on Disk

Covers the years 1450 to the present, with more than 255,000 article abstracts, 20,000 dissertations and 45,000 book citations. The disc includes over 320,000 entries (from more than 50 languages), most published between 1982 and today. Basic Subscription includes an initial CD-ROM disc with information from volume year 1982 to the present, plus two cumulative updates. Renewal includes three cumulative updates.

Bibliographic CD-ROMs and Information

PC compatible (MS-DOS 3.0+, 512 KB RAM, 20 MB HD CD-ROM)
Basic Subscription: non-print subscriber: \$4,250 (\$5,500 network); \$3,250 renewal
(\$4,500 network) network prices are for 2-10 simultaneous users
ABC-CLIO Inc, 130 Cremona Drive, PO Box 1911, Santa Barbara, CA 93116-1911,
USA
Tel (US): 800-422-2546
<http://www.abc-clio.com/products/product.6112.html>

Index to Theses on CD-ROM

This database covers theses accepted from 1970 to 1995 covering all of volumes 21 to 44, and also parts 1 and 2 of volume 45 of the equivalent print publication Index to Theses. It was last updated on 17 December 1996.

Expert Information Ltd. 20-24 Old Street, London EC1V 9AP UK
E-mail: contact@theses.com
<http://www.theses.com/>
Demo: <http://www.theses.com/demo.html>

ISSN Compact

A CD-ROM published quarterly (each issue replacing the previous) recording more than 670,000 periodicals from 180 countries (in 144 languages). A standard identification code (the International Standard Serial Number) is assigned serials whatever their origin. Searching can be done by ISSN, title, Universal Decimal Classification, Dewey, place of publication, publisher, series, country, language, etc.

PC compatibles (640K RAM; HD; MS-DOS 3.1)
Annual subscription - £940.00.
Chadwyck- Healey Ltd, The Quorum, Barnwell Road, Cambridge CB5 8SW.
Tel: +44 (0) 1223-215512 Fax: +44 (0) 1223-215514
<http://www.chadwyck.co.uk/>

TES Bookfind-CD

A comprehensive listing of all new and recently published books. Includes bibliographic information as well as subject classification and intended readership.

PC compatible
Price: £193.88
Book Data Ltd. Northumberland House, 2, King Street, Twickenham TW1 3RZ
Tel. +44 (0) 181 892 2272 Fax. +44 (0) 181 892 9109

SocInfo Guide to IT Resources On-line

From April 1997, the contents of this guide, including extra sections, will be available on the WWW. Future editions will be available this way.
The URL is: <http://www.stir.ac.uk/socinfo/pubs/softcat.html>

Reference CD-ROMs

Avance

Audio-Visual Materials for Higher Education, the new subscription based CD-ROM from the British Universities Film and Video Council, contains the entire AVANCE database with over 14,000 records of audio-visual programmes and related print materials selected for their usefulness in higher education. Entries include films, videocassettes, sound recordings, computer courseware, and interactive multimedia. The database also lists catalogues published by distributors of audio-visual materials. It is updated every 6 months with details of approximately 1,000 new titles in each update.

PC compatible (Windows only. 8MB RAM and 20 MB HD)
£180 including VAT per year, £60 including VAT per year for BUFVC members.
(BUFVC institutional members receive a copy free of charge.) Network licence fees are available.

BUFVC, 55 Greek Street, London. W1V 5LR
Tel. +44 (0) 171 734 3687 Fax. +44(0) 171 287 3914
E-mail BUFVC@Open.ac.uk
<http://www.bufvc.ac.uk/>

Child Data CD-ROM

Published by the National Children's Bureau. Essential information for those who 'put children first'. Four sections on: Organisations concerned with children; books, articles, reports and journal articles; Indexed to 'children and parliament (including Hansard references); and Conferences and Meetings. Jan 1996

PC compatibles (DOS or Win 3.1, 2.5MB HD)
Oxmill Publishing, Croudace House, 97 Godstone Road, Caterham, Surrey. CR3 6RE
Tel. +44 (0)1883 343000 Fax. +44(0) 1883 349777

Cobuild

Combines the Collins COBUILD English Language Dictionary with the COBUILD English Usage and COBUILD English Grammar, together with 5 million words from the COBUILD Band of English Corpus and 90,000 examples of real English usage. On this CD-ROM you have access at the click of a button to 140,000 English collocations (frequent word combinations) and 2,600,000 real examples of how these word combinations are used.

PC compatible, Win 3.1
CHEST price: £116.10
Harper Collins Publishers, 77-85 Fulham Palace Road,
Hammersmith, London W6 8JB. UK
Tel: +44 (0) 181 741-7070 Fax: +44 (0) 181 307-4440

Reference CD-ROMs

Collins Electronic English Dictionary and Thesaurus

Based on Collins English Dictionary 3rd Edition Access to 190,000 definitions and 275,000 synonyms. Harper Collins' Ex Libris series CD-ROMs

PC compatibles (DOS or Win 3.1)

£69.33

Harper Collins Publishers, 77-85 Fulham Palace Road,
Hammersmith, London W6 8JB. UK

Tel: +44 (0) 181 741-7070 Fax: +44 (0) 181 307-4440

Collins Thesaurus

A revised, expanded, and updated thesaurus. This fifth edition now includes more than 325,000 words in 1,073 subject categories. Words are listed alphabetically.

Harper Collins's Ex Libris series CD-ROMs

Harper Collins Publishers, 77-85 Fulham Palace Road,
Hammersmith, London W6 8JB. UK

Tel: +44 (0) 181 741-7070 Fax: +44 (0) 181 307-4440

Concise Oxford Dictionary

Instant access to the best selling Eighth Edition of the Concise Oxford Dictionary. Extensive coverage of contemporary English.

PC compatibles Win only.

£49.99 including VAT

Oxford University Press, Electronic Publishing, Walton Street, Oxford. OX2 6DP.

Tel: +44 (0) 1865 56767 Fax: +44 (0) 1865 56646

URL: <http://www.oup.co.uk>

Encarta '97

Includes 29-volume Funk & Wagnalls New Encyclopedia, thousands of photos, animations, illustrations, music, speech, maps and charts. You can cut and paste to a word proc. doc. The Research Wizard gathers all available information on a topic. This interactive encyclopedia has many possibilities. For example, the information on Jazz includes textual explanations of all of the styles of jazz, pictures of jazz musicians, musical examples with the score provided, and a QuickTime video of Louis Armstrong.

Multimedia PC compatible, Macintosh.

Education Single Copy Price: £37.00, Education 13 Licence Price: £17.00 each

Software Box, Viking House, Lysander Close, York. YO3 4QX

Tel: +44 (0) 1904 693333 Fax: +44 (0) 1904 693533

Microsoft

Tel. +44 (0) 345 002000 Fax. +44 (0)1734 270514

<http://microsoft.com>

Free On-Line Dictionary of Computing

A WWW based searchable dictionary of computing terms. A search returns either the single entry whose complete heading matches your search string exactly or, failing that, all entries whose headings start with your search string, ignoring case.

<http://wombat.doc.ic.ac.uk/>

Hume: Treatise and Enquiries

Full text of the philosophical classic on CD-ROM.

PC compatibles with DOS and Macintosh systems.

£60.00

Oxford University Press, Electronic Publishing, Walton Street, Oxford. OX2 6DP.

Tel: +44 (0) 1865 56767 Fax: +44 (0) 1865 56646

URL: <http://www.oup.co.uk>

Locke: An Essay Concerning Human Understanding

Full text of the philosophical classic on CD-ROM.

PC compatibles with DOS, Macintosh

£60.00

Oxford University Press, Electronic Publishing, Walton Street, Oxford. OX2 6DP.

Tel: +44 (0) 1865 56767 Fax: +44 (0) 1865 56646

URL: <http://www.oup.co.uk>

Oxford Compendium on CD ROM

A compilation of Oxford dictionaries, for anyone who writes using a PC. Contains the Concise Oxford Dictionary, Oxford Thesaurus, Oxford Dictionary of Quotations, Oxford Dictionary of Modern Quotations.

PC compatibles with Win only.

£79.99 including VAT

Oxford University Press, Electronic Publishing, Walton Street, Oxford. OX2 6DP.

Tel: +44 (0) 1865 56767 Fax: +44 (0) 1865 56646

URL: <http://www.oup.co.uk>

Oxford Dictionary of Quotations & Modern Quotations

Allows access to OUP's two Dictionaries of Quotations as either a stand-alone program, or as a utility from within your word-processor. Contains over 20,000 quotations allowing browsing, searches (on titles, authors, and keywords/phrases), wildcards, and use of Boolean operators.

Macintosh (2MB RAM, 5.5MB HD), PC compatibles

(Win 3.1, 2MB RAM, 386, 5MB HD)

Price: Windows or Macintosh: £49.95 (site license: £995.00) including VAT.

Reference CD-ROMs

Oxford University Press, Electronic Publishing, Walton Street, Oxford. OX2 6DP.
Tel: +44 (0) 1865 56767 Fax: +44 (0) 1865 56646
URL: <http://www.oup.co.uk>

Oxford English Dictionary (Second Edition) on CD-ROM

Provides excellent search-and-retrieval software designed specifically for the CD. Searches can be conducted by headword, headword filtered by part of speech or date, phrases, variant forms, pronunciation, Greek words, etymology, quotation, and definition. Complex searches are supported by a powerful query language.

Macintosh: (2MB RAM), PC compatibles (Windows 3.1, 4MB of RAM, 486, 1MB HD)
Price: £495.00 plus VAT for PC and Macintosh version. Multi-user licenses available.
Oxford University Press, Electronic Publishing, Walton Street, Oxford. OX2 6DP.
Tel: +44 (0) 1865 56767 Fax: +44 (0) 1865 56646
URL: <http://www.oup.co.uk>

Ref: Bolton, W., 'The OED on Compact Disc', *Computers and the Humanities* 24.4 (August, 1990), 313-5.

Oxford Language Shelf

Contains four of OUP's bilingual mini-dictionaries allowing word searches, wildcards, and cross-referencing. The texts contained are: the Oxford French Mini-dictionary, the Oxford German Mini-dictionary, the Oxford Spanish Mini-dictionary, and the Oxford Italian Mini-dictionary.

Macintosh: (2MB RAM), PC compatibles (Win 3.1+, 2MB of RAM, 286, 4.5MB HD)
Price: £40.00 incl. VAT.
Oxford University Press, Electronic Publishing, Walton Street, Oxford. OX2 6DP.
Tel: +44 (0) 1865 56767 Fax: +44 (0) 1865 56646
URL: <http://www.oup.co.uk>

Oxford Reference Shelf

A compilation of reference software packages from Oxford. Contains the 16 books in the Oxford Writers Shelf, the Oxford Business Shelf, the Oxford Language Shelf and the Oxford Science Shelf.

Macintosh, PC compatibles
Price: £79.99 incl. VAT.
Oxford University Press, Electronic Publishing, Walton Street, Oxford. OX2 6DP.
Tel: +44 (0) 1865 56767 Fax: +44 (0) 1865 56646
URL: <http://www.oup.co.uk>

SocInfo Guide to IT Resources 4th Edition

Oxford Science Shelf

Contains the titles, Concise Science Dictionary, Oxford Dictionary for Scientific Writers and Editors and Dictionary of Computing.

Macintosh, PC compatibles

Price: £40.00 incl. VAT.

Oxford University Press, Electronic Publishing, Walton Street, Oxford. OX2 6DP.

Tel: +44 (0) 1865 56767 Fax: +44 (0) 1865 56646

URL: <http://www.oup.co.uk>

Oxford Thesaurus - Electronic Edition

Provides over 275,000 synonyms. The Synonyms section is for quick reference to alternative words and phrases, including slang, colloquial, and regional alternatives. The Thesaurus section is for more detailed information on a particular word.

Macintosh: (System 6.07 +, 2MB RAM, 5.5MB HD), PC compatibles (DOS - operates as TSR, 100KB RAM, DOS 2.0+; Windows 3.1- 2MB of RAM, 386, 5.7MB HD)

Price: £49.99 including VAT

Oxford University Press, Electronic Publishing, Walton Street, Oxford. OX2 6DP.

Tel: +44 (0) 1865 56767 Fax: +44 (0) 1865 56646

URL: <http://www.oup.co.uk>

Oxford Writer's Shelf

Contains: the Oxford Mini-dictionary, the Oxford Dictionary for Writers and Editors, the Oxford Guide to English Usage, and the Oxford Mini-dictionary of Quotations. In addition, the Windows version includes the Macmillan Compact Encyclopaedia and the Pocket Oxford Dictionary. Allows searching, browsing, and cut and paste.

Macintosh: (System 6.07 +, 2MB RAM, 8MB HD), PC compatibles (DOS - operates as TSR, 640KB RAM, DOS 2.0+, 4MB HD; Windows 3.1- 4MB of RAM, 386, 8MB HD)

Price: £39.99 including VAT

Oxford University Press, Electronic Publishing, Walton Street, Oxford. OX2 6DP.

Tel: +44 (0) 1865 56767 Fax: +44 (0) 1865 56646

URL: <http://www.oup.co.uk>

**coMentor is coming. CAL support for learning in social theory
and philosophy. Keep an eye on the Web page:
<http://www.hud.ac.uk/comentor>**

Bibliographic

Social Science Information Sources

The following sections include software and resources which will be of specific interest to teachers in politics, sociology and social policy. This includes quite a wide range of CD-ROMs including bibliographic sources, collections of newspapers, texts and other documents and data sets from various surveys and censuses.

Bibliographic

AgeInfo - CD-ROM

Provides a unique single source of essential information in the field of social gerontology. It contains information from all parts of the world but with particular emphasis on the United Kingdom and Europe. Contains CPA's extensive bibliographic collection, its database of organisations working in the field of ageing, plus a calendar of meetings, short courses and other events related to the field. Provides search software for DOS and Windows, and a more powerful search interface for information professionals.

PC compatible (MS DOS v. 3.3 +, 640KB RAM, 2 MB HD; Win 3.1 & 3MB HD)
Annual subscription, £600 per year + VAT (single user version) for 4 issues
ISSN 1358-1376.

Centre for Policy on Ageing, 25-31 Ironmonger Row, London EC1V 3QP
Tel: +44 (0) 171 253 1787 Fax: +44 (0) 171 490 4206

ASSIA Plus

The Applied Social Science Index and Abstracts (ASSIA) provides excellent coverage of the applied social sciences. It brings together practical social issues from a wide range of sources underpinned by the core material from sociology and psychology. ASSIA Plus includes the complete ASSIA backfile (1987 to date) which contains about 100,000 records, providing easy access to over 550 English language social science titles.

PC compatible (MS-DOS)
Annual subscription £1,175.
Bowker-Saur, Maypole House, Maypole Road,
East Grinstead, West Sussex, RH19 1HH UK
Tel: +44 (0)1342 330100 Fax: +44 (0)1342 330190 or 330198
E-mail: custserv@bowker-saur.co.uk
<http://www.bowker-saur.co.uk/service/>
<http://www.bowker-saur.co.uk/service/cdrom/cd-rom/assia.html>

CareDATA

Service of quarterly updates of NISW database of Social Work abstracts. At July 1995 it included: Main database with 25,000 abstracts of monographs, reports published by central and local government, research papers and publications of voluntary organisations, and articles from a wide range of journal titles.

PC compatibles, MS DOS, 15MB HD
£600 plus VAT annual subscription. Network licence supplement 2-5 users £100.
National Institute for Social Work 5 Tavistock Place London WC1H 9SN
Tel: +44 (0) 171 387 9681
<http://www.nisw.org.uk>

Review: K. Black 'CareData CD: The social and community care database' *Managing Information* October 94 - 1:10 Aslib.

Health and Lifestyles National Surveys Guide

A searchable guide to 44 national UK quantitative health and lifestyle surveys carried out since 1989, including those from the Dept. of Health, the Health Education Authority and the Sports Council. Gives details of questions asked, methodology, sample, question trends, and key results. Fully searchable by survey and subject matter. Focuses on 5 key areas: CHD/stroke, cancers, mental health, HIV/AIDS & sexual health, accidents.

PC compatibles
£245 to non-NHS purchasers, £150 to NHS (ISBN 0 7521 0677 5)
Health Education Authority Customer Services, Marston Book Services,
PO Box 269, Abingdon, Oxon, OX14 4YN
Tel: +44 (0) 1235 465565 Fax: +44 (0) 1235 465556

IBSS

The International Bibliography of the Social Sciences contains over 560,000 bibliographic records covering the core disciplines of economics, sociology, politics and anthropology. It is growing by 100,000 pa culled from 2,300 core and 1,000 subsidiary journals and 6,000 monographs pa. Materials come from over 60 countries in more than 30 languages and 30% of the titles are in languages other than English. Non-English titles are given in their original form, accompanied by an English translation. The database is accessible via the BIDS Internet service. A CD-ROM version of the database is published by SilverPlatter

BIDS version free at the point of use to all HEFC funded higher education institutions.
Christopher Doutney, IBSS Editorial Manager, The British Library of Political and Economic Science, Lionel Robbins Building, 10 Portugal Street, London WC2A 2HD
Tel: +44 (0) 171 955-7455
E-mail: c.c.doutney@lse.ac.uk
<http://www.bids.ac.uk/ibss.html>
Silver Platter Information Ltd, 10, Barley Mow Passage,
Chiswick, London W4 4PH UK
Tel. +44 (0) 181 995 8242 Fax. +44 (0) 181 995 5159
<http://www.silverplatter.com/>

Bibliographic

Index to the House of Commons Parliamentary Papers on CD-ROM

An index to the 19th and 20th century Parliamentary Papers. Information for the 19th century is taken from Chadwyck-Healey's Subject Catalogue of the House of Commons Parliamentary Papers, 1801-1900. For the 20th century, the Index combines the HMSO General Alphabetical Indexes covering 1900 to 1979 and the Parliamentary On-Line Information Service (POLIS) database from 1979. Search terms include, category paper number, subject heading, title keyword, subject keyword, paper title and type.

PC compatibles with Windows

Contact supplier for pricing.

Chadwyck- Healey Ltd, The Quorum, Barnwell Road, Cambridge CB5 8SW.

Tel: +44 (0) 1223-215512 Fax: +44 (0) 1223-215514

<http://www.chadwyck.co.uk/>

Political Science Abstracts

Produced by IFI/Plenum Data Corp., this covers political science articles published since 1976. Abstracts are from professional journals, major news magazines and books devoted to North American and international politics and political analysis. Topics include political institutions, processes, and behavior; international law and politics; public policy; public administration; political theory; and political economics.

Macintosh; PC compatible; Windows; NEC

Price on application

Silver Platter Information Ltd., 10, Barley Mow Passage, Chiswick, London W4 4PH

Tel. +44 (0) 181 995 8242 Fax. +44 (0) 181 995 5159

<http://www.silverplatter.com/>

Sage Publications/SRM Database of Social Research

Methodology on CD-ROM

Contains over 34,000 key literature references in social science methodology. Database of references and abstracts for over 23,000 journal articles and 10,000 books in original English, Dutch, French and German (most are English). Fast searching using 12 main categories, and 298 sub-categories, or use any of 1,166 descriptors, 1,821 synonyms or a free text search. Continually updated. Evaluation copies available to librarians.

Subscription for 1 year. Stand alone version \$750, Network version \$1125.

Clive Parry, Sage Publications, 6, Bonhill Street, London. EC2A 4PU

Tel. +44 171 374 0645 Fax. +44 171 374 8741

Social Work Abstracts Plus

From the National Association of Social Workers, this CD-ROM contains Social Work Abstracts, covering more than 450 journals, and The Register of Clinical Social Workers (US) on one disc.

Macintosh; PC; Windows; NEC

Price on application

Silver Platter Information Ltd., 10, Barley Mow Passage, Chiswick, London W4 4PH

SocInfo Guide to IT Resources 4th Edition

Tel. +44 (0) 181 995 8242 Fax. +44 (0) 181 995 5159
<http://www.silverplatter.com/>

Sociofile

Produced by Sociological Abstracts, Sociofile contains abstracts from 2,300 journals published since 1974 and bibliographic citations for dissertations added since 1986. It covers theoretical and applied sociology, social science, and policy science. Also includes Social Planning Policy and Development Abstracts (SOPODA). Recently updated with more than 130,000 new records, Sociofile references journal articles, dissertations, book abstracts, chapter abstracts, and association paper abstracts as well as citations from books, films, and software.

Macintosh; PC; Windows; NEC
Price on application

Silver Platter Information Ltd., 10, Barley Mow Passage, Chiswick, London W4 4PH
Tel. +44 (0) 181 995 8242 Fax. +44 (0) 181 995 5159
<http://www.silverplatter.com/>

Sociological Abstracts Inc. <http://www.accessinn.com/socabs/>

UKOP

The complete catalogue of all United Kingdom Official Publications including both HMSO publications and departmental or "Non-HMSO" publications. Contains all such publications from 1980 to the present, together with the publications of many British, European and international organisations for which HMSO is an agent. One CD-ROM. Published bi-monthly. Each issue fully cumulates the file and replaces the previous disc.

PC compatible (MS-DOS, Windows)
Contact supplier for pricing.

Published by Chadwyck-Healey and HMSO Books
Chadwyck- Healey Ltd, The Quorum, Barnwell Road, Cambridge CB5 8SW.
Tel: +44 (0) 1223-215512 Fax: +44 (0) 1223-215514
<http://www.chadwyck.co.uk/>

Wilson Social Sciences Abstracts and Social Sciences Index

Provides comprehensive abstracting and indexing of more than 415 English-language periodicals in the areas of anthropology, criminology, economics, law, geography, policy studies, psychology, sociology, social work, and urban studies. Indexing coverage is from 1984; abstracting is from 1994.

Macintosh; PC; Windows; NEC
Price on application

Silver Platter Information Ltd., 10, Barley Mow Passage, Chiswick, London W4 4PH
Tel. +44 (0) 181 995 8242 Fax. +44 (0) 181 995 5159
<http://www.silverplatter.com/>

Text/Information

Text/Information

Changing Times

Nearly 15,000 original reports from 1785 to 1985 with over 1,000 photographs, illustrations and etchings drawn from the archives of The Times. In addition to text there are graphics, maps and photographs. Can be searched using a simple search and display editor. Photographs, text etc. can be exported for use in other programs.

PC compatible (MS-DOS, Windows), Macintosh, Acorn

Price on application.

Chadwyck- Healey Ltd, The Quorum, Barnwell Road, Cambridge CB5 8SW.

Tel: +44 (0) 1223-215512 Fax: +44 (0) 1223-215514

<http://www.chadwyck.co.uk/>

Review: Duncan Timms, *SocInfo Newsletter* **10** 1993, p. 40

Cross-Cultural CD

A series of full text files from the Human Relationships Area Files (HRAF). Designed as a teaching aid for the social and behavioural sciences and the humanities. The texts are extracts from over 5000 anthropological, sociological and psychological books and articles on life in 60 different societies around the world in the 19th and 20th centuries.

Macintosh, PC Compatibles (CD-ROM)

Cost: £4053 (subsets available for £1013 - contact publishers for details)

Microinfo Ltd, PO Box 3, Omega Park, Alton, Hants, GU34 2PG

Tel. +44 (0) 1420 86848 Fax. +44 (0) 1420 89889

Documents from KGB Secret Archives: Hitler

Features previously unpublished documents from KGB archives. It contains hand-written testimonies and interrogation transcripts of Wehrmacht leaders, members of Hitler's inner circle, members of the Fuhrer's bodyguard and doctors of the Imperial Chancellery who were taken prisoner and detained in Russia. Makes extensive use of archival materials bearing the signatures of the detained German officers. Contains 250 pages of documents translated into English and facsimile copies of documents from secret files. Also 30 minutes of video materials and photographs.

PC compatible (486 +, MPC compatible CD-ROM & sound card,

DOS 5.0 or later, Win 3.1, 8MB RAM, 10MB HD)

Mail Order Price £49.99 + VAT (£8.75) + P & P (£1.50)

Network Licence Available

Cheque payable to: Professional Training International Ltd.(UK Distributor)

Registered Office: 16 Leopold Road, Norwich NR4 7AD

SocInfo Guide to IT Resources 4th Edition

Financial Times

The Financial Times on CD-ROM contains the full text of the newspaper, with information on companies, industries, countries, people etc., with specific exclusions such as statistical data, from January 1988. Publication is monthly, cumulating on a single disc for each calendar year.

PC compatible (MS-DOS, Windows 3.1)

Discounts for multiple copies and multiple years and for educational institutions and public libraries. Please enquire.

Produced by FINANCIAL TIMES Information

Chadwyck- Healey Ltd, The Quorum, Barnwell Road, Cambridge CB5 8SW.

Tel: +44 (0) 1223-215512 Fax: +44 (0) 1223-215514

<http://www.chadwyck.co.uk/>

The Guardian

The Guardian is available on CD-ROM from January 1990 and The Observer from January 1994. Contains the complete text of the newspapers, with certain exclusions, and, from January 1992, selected graphics such as maps and tables. One complete year is contained on a single disc. Publication is quarterly, with each new disc cumulating the current year and replacing the previous disc.

PC compatible (MS-DOS), Macintosh

Special prices for multiple years and for schools and FE colleges. Please enquire.

Published by Guardian Newspapers and produced by Chadwyck-Healey

Chadwyck- Healey Ltd, The Quorum, Barnwell Road, Cambridge CB5 8SW.

Tel: +44 (0) 1223-215512 Fax: +44 (0) 1223-215514

<http://www.chadwyck.co.uk/>

House of Commons Hansard

Contains the full text of the House of Commons Official Report (Hansard) from 1988/89 taken from the definitive fortnightly Bound edition. It includes Debates, Oral and Written Questions and Answers and Division Lists. Includes a useful separate database of MPs' personal details, constituency details and political careers. One CD-ROM for each session. Issued four times a year cumulating the Report to the Christmas, Easter and Summer recesses and the end of the session. Each issue replaces the previous disc.

PC compatible MS-DOS

Discounts for multiple copies. For this and other discounts contact Chadwyck-Healey

Chadwyck- Healey Ltd, The Quorum, Barnwell Road, Cambridge CB5 8SW.

Tel: +44 (0) 1223-215512 Fax: +44 (0) 1223-215514

E-mail: duncan@chadwyck.co.uk

<http://www.chadwyck.co.uk/>

Palmer's Index to The Times, 1790-1905

Palmer's Index, launched in 1868, is the only index to The Times for the nineteenth century. This CD-ROM collects together the 450 uncumulated quarterly issues for the period 1790-1905.

Text/Information

PC compatibles (640KB RAM, 1MB HD, MS-DOS 3.1 or higher, CD-ROM).
CHEST sites pay an annual licence fee of £200.00+VAT. Non-CHEST sites: £4,800.
Chadwyck- Healey Ltd, The Quorum, Barnwell Road, Cambridge CB5 8SW.
Tel: +44 (0) 1223-215512 Fax: +44 (0) 1223-215514
<http://www.chadwyck.co.uk/>

Salt of the Earth



Film, based on a 1950 strike by zinc miners in New Mexico, made during the height of the McCarthy era by blacklisted film makers. Features the entire original film in QuickTime. Viewers have their choice of four languages for the screenplay: English, Spanish, French, and German. Includes the short film, 'The Hollywood Ten', autobiographies of artists involved, articles and reviews in four languages, photos of the site of the 1950 mineworkers' strike in Silver City, NM, and of the original film production as well as interviews with actors and crew. 1994

Macintosh
Cost \$49.95
The Voyager Company, 578 Broadway,
Suite 1106, New York, NY 10012
Tel. 212-431-5199
E-mail: cdroms@voyagerco.com
<http://www.homevisioncinema.com/cdrom/>

SOSIG

The Social Science Information Gateway (SOSIG) provides easy access to high quality information sources on the Internet. The proliferation of networked resources is causing increasing problems for users to locate and retrieve relevant information. SOSIG aids the process of navigation by collecting and organizing valuable social science resources available over the Internet. Currently over 1,400 resources have been described, classified and entered into a searchable database. Of course there are many millions of electronic resources in the world but as a user recently said in an unsolicited E-mail: "Given the amount of information on the net, the real value of a resource such as yours is, paradoxically, not that it is comprehensive but that it is selective of high quality resources".

<http://sosig.esrc.bris.ac.uk/>

The Economist

Up to four years of The Economist with reporting, commentary and analysis on world politics, business, finance, science and technology and the arts are contained on one CD-ROM. Two archival discs contain 1987-1990 and 1991-1994. The current disc, issued quarterly, covers 1995 onwards. Selected graphics such as maps and graphs are included from January 1992 and the useful Economist Index from January 1991.

PC compatible (MS-DOS, Windows)
Special prices for schools and FE colleges. Please enquire.
Produced by FINANCIAL TIMES Information
Chadwyck- Healey Ltd, The Quorum, Barnwell Road, Cambridge CB5 8SW.
Tel: +44 (0) 1223-215512 Fax: +44 (0) 1223-215514
<http://www.chadwyck.co.uk/>

The Independent

CD-ROM including the text of The Independent and The Independent on Sunday, with specific exclusions, from October 1988. Archival discs up to 1991 contain fifteen months of data. Publication is quarterly, with each new disc cumulating the file within the calendar year and the final disc now containing one complete year of the newspaper.

PC compatible (MS-DOS, Windows)
Special prices for multiple years and for schools and FE colleges. Please enquire.
Produced by FINANCIAL TIMES Information
Chadwyck- Healey Ltd, The Quorum, Barnwell Road, Cambridge CB5 8SW.
Tel: +44 (0) 1223-215512 Fax: +44 (0) 1223-215514
<http://www.chadwyck.co.uk/>

The Official Index to The Times, 1906-1940

Originally The Annual Index in 1906, this was renamed as The Official Index in 1914 becoming a quarterly publication. This CD-ROM version converts more than 100 printed indexes, allowing searches by keyword, phrase, and date.

PC compatibles (640KB RAM, 1MB HD, MS-DOS 3.1 or higher, CD-ROM).
Contact the developer for price details.
Chadwyck- Healey Ltd, The Quorum, Barnwell Road, Cambridge CB5 8SW.
Tel: +44 (0) 1223-215512 Fax: +44 (0) 1223-215514
<http://www.chadwyck.co.uk/>

The Telegraph

The CD-ROM edition includes the text of The Daily Telegraph and The Sunday Telegraph with specific exclusions from January 1991. Publication is quarterly, cumulating on a single disc for each calendar year.

PC compatible (MS-DOS, Windows)
Special prices for multiple years and for schools and FE colleges. Please enquire.
Produced by FINANCIAL TIMES Information
Chadwyck- Healey Ltd, The Quorum, Barnwell Road, Cambridge CB5 8SW.
Tel: +44 (0) 1223-215512 Fax: +44 (0) 1223-215514
<http://www.chadwyck.co.uk/>

The Times and The Sunday Times

The Times and The Sunday Times Compact Disc Edition is available from January 1990. Like The Guardian it comprises the complete text of the newspaper, with certain exclusions, and it contains selected graphics and photographs from 1991 onwards. Publication is quarterly, cumulating on a single disc for each calendar year.

Macintosh, Acorn, PC compatible (MS-DOS and Windows)
Special prices for multiple years and for schools and FE colleges. Please enquire.
Published by News Multimedia
Chadwyck- Healey Ltd, The Quorum, Barnwell Road, Cambridge CB5 8SW.
Tel: +44 (0) 1223-215512 Fax: +44 (0) 1223-215514
<http://www.chadwyck.co.uk/>

SocInfo Services

The Times Higher Education Supplement

Includes The Times Educational Supplement. The 1995 issues of both supplements are available individually or together on one CD- ROM. Publication is bi-annual, with each new disc cumulating the current year and replacing the previous disc.

PC compatible (Windows)

Chadwyck- Healey Ltd, The Quorum, Barnwell Road, Cambridge CB5 8SW.

Tel: +44 (0) 1223-215512 Fax: +44 (0) 1223-215514

<http://www.chadwyck.co.uk/>

<http://thesis.newsint.co.uk/>

SocInfo Services

SocInfo offers a comprehensive service to all academics teaching sociology, social policy and politics in UK higher education institutions.

The service includes:

- * Offering information and advice,
- * Hosting seminars and workshops,
- * Publishing regular newsletters and software catalogues,
- * Reviewing software, courseware and hardware,
- * Providing opportunities for software demonstrations and hand-on experience,
- * Advising on courseware development,
- * Running the Mailbase discussion list: socinfo@mailbase.ac.uk,
- * Maintaining a World Wide Web site at: <http://www.stir.ac.uk/socinfo/>

Data sets

1991 Census LS Link Database

This unique database is a representative 1% sample of the population of England and Wales incorporating information over 20 years and three census points. The sample gives information on over 700,000 individuals and linked data spanning the 1971, 1981 and 1991 Censuses for around 350,000 people. The aim of using an integrated database is to facilitate access to data through speedier production of files tailored to researchers' particular requirements. Security of data is a prime concern, so in addition to the usual strict confidentiality protocols in operation for the LS, Model 204 supplies a comprehensive security system down to field level on sensitive variables. Access to the database will initially be through a utility which accesses individual datafiles, producing extracts which may be merged using statistical analysis package SAS.

OPCS welcome further interest in the data and potential users are advised to contact:
Jillian Smith, Head, Office of Population Censuses and Surveys, OPCS LS Unit, St.
Catherine's House, 10 Kingsway, LONDON WC2B 6JP
Tel: +44 (0) 71 396 2177

1996 Almanac of American Politics

On-line version of the definitive guide to the American political scene. Written by Michael Barone and Grant Ujifusa and published by National Journal, the Almanac provides colorful profiles and insightful analysis of all members of Congress and Governors - and the people and politics of their districts and states. On Politics USA, the Almanac is searchable and updated frequently.

National Journal
Hardcover copies are \$64.95 plus tax, softcover copies are \$49.95 plus tax, post etc.
<http://politicsusa.com/PoliticsUSA/resources/almanac/>

A Handbook of Small Data Sets

Edited by D.J. Hand, F. Daly, A.D. Lunn, K.J. McConway and E. Ostrowki (Department of Statistics, The Open University, Milton Keynes, UK). The book has 510 data sets, which are included in a diskette with the book. The book has two indexes: (i) a subject index which contains keywords describing the application domain - the technical area and the problem from which the data arose (ii) a data structure index which describes the data sets in terms of: number of independent units, number of measurements on each unit; a categorization of the variables measured; an optional supplementary word or phrase describing the structure in familiar terms.

Published by Chapman & Hall.
ISBN 0-412-39920-2.

BHPS Data for Teaching

The British Household Panel Study data are ideally suited for use in teaching. BHPS data are available from the ESRC Data Archive in a number of formats, chiefly as a SIR

Data sets

database or as SPSS or SAS files. Documentation is provided in computer-readable format from the Archive, or as a hard copy User Manual. To obtain information to help you with analysis of BHPS data, contact John Brice at the Centre.

BHPS User Group, ESRC Research Centre Microsocial Change,
University of Essex, Colchester CO4 3SQ
Tel: 0206 873543 Fax: 0206 873151
E-mail: bhpaug@essex.ac.uk
Mailbase: bhps-all@uk.ac.mailbase
<http://www.irc.essex.ac.uk/bhps/>

British Election Studies Information System - BESIS

A compilation on CD-ROM of data and documentation from British general elections, 1964 to 1992. The database was compiled and designed by Richard Topf. Free-text searches of all the questions used in all the surveys can be made, or hierarchical pathways may be followed to view particular sets of questions, tables of time-series, or marginal frequencies for all variables listed. There are also graphs or charts for all key variables. A bibliography of publications based upon these data is provided.

PC compatible (Win 3.1+, 95 and NT, 8MB RAM, (12MB for Win 95/NT), 30MB HD).
Users with Microsoft Access may run BESIS direct from the CD-ROM.
£350 plus VAT

Published the Data Archive, University of Essex
Richard Topf, Department of Politics and Modern History, London Guildhall University,
Calcutta House, Old Castle Street, London E1 7NT
Tel: +44 (0) 171 320 1140 Fax: +44 (0) 171 320 1157
E-mail topf@lgu.ac.uk

Data on the Net

A searchable or browseable collection of Internet sites which includes 217 sites that have numeric data ready to download, 60 catalogs and lists of data from data libraries, archives, vendors, 77 data Libraries and Data Archives worldwide and 35 organizations that sell and distribute data for a fee.

University of California, San Diego
<http://odwin.ucsd.edu/jj/idata/>

Ethnic Minority Data Archive

The purpose of this Archive is to facilitate research into, and the dissemination of knowledge about, the situation of ethnic minorities in the UK. The Archive assembles data relating to socio-economic characteristics of ethnic minorities and analyzes ad hoc surveys concerned with the situation of these groups.

Centre for Research in Ethnic Relations,
University of Warwick, Coventry CV4 7AL UK
http://www.warwick.ac.uk/WWW/faculties/social_studies/CRER_RC/menu.htm

General Household Survey 1979 subsample

The GHS is an annual survey of UK households about a variety of information about their activities. This dataset is a subsample of 2,000 from the full GHS survey of 1979.

Dept. of Sociology, University of Surrey, Guildford, Surrey GU5 2XH UK
Tel. +44 (0) 1483 259365, Fax: +44 (0) 1483 306290

GSS

The entire US GSS is available for free in various formats, including SPSS, from Queens College sociology department.

Contact: Dean Savage, savage@qcvaxa.acc.qc.edu
ftp address: [ftp.soc.qc.edu](ftp://ftp.soc.qc.edu)
http://www.soc.qc.edu/QC_Software/GSS.html

Human Relations Area Files HRAF

Three volumes of ethnographic data in six formats compatible with SPSS, consisting of a subsample of the HRAF database of 575 societies available on CD-ROM. Codebooks are included. Volume I: General Cultural and Religious Data covers 103 variables for 60 cultures; Volume II: Death and Dying in the Life Cycle includes 104 variables across the same 60 cultures. Volume III: Magico-Religious Practitioners and Trance States contains data on 260 variables pertaining to 115 magico-religious practitioners from 45 societies.

PC compatible.

\$40

Authors: A P Glascock, David Levinson, Richard A Wagner, Yale University
William C. Brown, 2460 Kerper Blvd, Dubuque IA 52001, USA

Review: Lionel Duke Sims, *SocInfo Newsletter*,

MIDAS

MIDAS (Manchester Information and Data Access Service) specializes in making available statistical datasets such as the UK Census. A MIDAS discussion list has now been set up at Manchester to encourage exchange of information between MIDAS users themselves and the MCC, midas@mailbase.ac.uk

For further information on Mailbase services and group support contact:
Tel: +44 (0) 191 222 8080/8087
<http://midas.ac.uk/>

National Child Development Survey

These data relate to a cohort of individuals all born in 1958. Information is available on childhood and early adult life. The full survey is available from the Data Archive at the University of Essex. The teaching data consist of information of up to 100 variables for 2,000 individuals.

PC compatible.

Free

Social Statistics Research Unit, City University,
Northampton Square, London EC1V 0HB

Data sets

Tel. +44 (0) 171 477 8486

OECD Health Data 96

OECD Health Data v1.5 is essentially a database about the health systems of its 24 member countries since 1985. It allows the user to manipulate both the data and its presentation. It contains 400 variables organised into groups or chapters which cover OECD's core interest in health spending and sources of finance at some length, but also include information about health facilities, employment and utilization as well as framework variables such as demography, life expectancy, mortality and morbidity and a selection of socio-economic indicators. Simple query and instant napping functions offer straightforward ways of extracting data.

PC-compatible (640KB RAM, 6.5MB HD).

Price on application.

Paris: OECD/CREDES

<http://www.credes.fr/english/ecosante/oecd.htm>

Review: Richard Freeman, *SocInfo Newsletter* 17

SSDAN

SSDAN (Social Science Data Analysis Network) is funded by the NSF and the Department of Education (USA) FIPSE to help college teachers introduce "user-friendly" analysis of census data in their classes. Tailor-made data sets, from the 1950 to 1990 US Censuses, can be used in a variety of social science classes dealing with topics such as: race-ethnicity, immigration, gender studies, marriage, households and poverty, US income inequality, children, the elderly and others. Census data sets can be accessed with Chipendale software in both IBM and MAC formats

Startup package - free. E-mail to William.Frey@umich.edu

William Frey, Director SSDAN, Population Studies Center,

South University Avenue, Ann Arbor, MI 48104

<http://www.psc.lsa.umich.edu/SSDAN/>

The 1991 Census on CD-ROM

Combines statistics with mapping at all geographic levels and new software developed specifically for the analysis and presentation of census material. It contains Small Area Statistics (SAS) for enumeration districts, wards, districts and counties in England and Wales and for equivalent areas in Scotland and Local Base Statistics (LBS) for wards, districts, and counties in England and Wales and for equivalent areas in Scotland, including the 100% and 10% statistics for both SAS and LBS. Vector boundary mapping is available for enumeration district and all higher levels. The census is supplied with Supermap v. 4.5. Users can produce tables, graphs and maps, combine census variables to create new statistics and import their own data for presentation using the Supermap facilities. There are special editions of The 1991 Census on CD-ROM. The Health Service Edition aggregates the statistics and maps by Health Authority Districts and Regions and Health Boards and the Local and Central Government Edition by Counties and Regions. There is also a special Schools Edition available to schools and FE colleges, which contains more than 1,300 variables selected specifically for their relevance to the national curriculum.

PC compatible with Windows 3.1

SocInfo Guide to IT Resources 4th Edition

Standard edition (available to state-funded higher education institutions and public libraries in the United Kingdom) Eight CD-ROMs Price on application.
Chadwyck- Healey Ltd, The Quorum, Barnwell Road, Cambridge CB5 8SW.
Tel: +44 (0) 1223-215512 Fax: +44 (0) 1223-215514
<http://www.chadwyck.co.uk/>

The British Elections and Politics Home Page

A collection of Web pages with hypertext links to all British Parliamentary Elections since 1983 and various other resources. Resources include: The Index to all constituencies, Introduction to the results including all abbreviations, London MPs including E-mail address, all British M.P.s by constituency and part, by-elections since 1992, the European Parliament Election 1994, the General Election 1992: an analysis of the results, swings from 1983 to 1992 broken down by seat.

david@election.demon.co.uk
<http://www.qmw.ac.uk/~laws/election/home.html>

The British Social Attitudes Surveys, 1983-89

Each year (except 1988) the Social and Community Planning Research (SPCR) has run a survey to measure overall movements in attitude, based on interviews with a representative sample of around 2,500 adults from the British population. This CD-ROM, issued by the Data Archive, includes the data from all the surveys from 1983 to 1989. Data are in SPSS card image format with an SPSS export file and a codebook. Disk can be read by MS-DOS, UNIX and Macintosh systems and the files can be imported into the respective versions of SPSS.

University of Essex, The Data Archive, University of Essex, Wivenhoe Park, Colchester
CO4 3SQ, United Kingdom
Tel: +44 (0)1206 872001 Fax: +44(0)1206 872003
E-mail:archive@essex.ac.uk
<http://dawwww.essex.ac.uk/>

US National Archives of Criminal Justice Data

This site of on-line data sets on Criminal Justice has just huge amounts of data which may be downloaded. Some of the data sets are also very large (e.g. 275 variables and 2400 cases) and the SPSS control codes are from an early version of SPSS.

www.icpsr.umich.edu/NACJD/home.html

Data Collection

These are programs designed, in the main to collect data from questionnaire surveys. There are two main types of these, programs that generate the questionnaires on screen and into which data is entered or those designed to take questionnaire input from scanned documents. The former includes Computer Assisted Personal Interviewing (CAPI) where interviewers use the program on a laptop as they interview the respondents and Computer Assisted Telephone Interviewing (CATI), where the respondent is interviewed by telephone. Some programs also support Computer Assisted Self-Administered Questionnaires (CASAQ) where respondents complete questionnaires on publicly accessible terminals. The latest version of this is surveys on the Web, where respondents fill in a form on a Web page.

The second type of program focuses on taking input from scanned questionnaires. This relies on Optical Mark Recognition (OMR) where the program recognises which boxes etc. the respondent has selected. Both types of program often also include modules to analyse the data and produce statistics and graph of results.

ABstat DOS: 7.2 Windows:1.9

Questionnaire analysis and statistics: Survey question types include multiple-choice, all-that-apply, numeric, open-ended. Fully labeled banner and stub report. Easy question setup with reusable choice-tables. Use your own coding schemes. Recode data to convert numeric data to ranges or change coding schemes. For paper-and-pencil or On-Screen administration. Also available for telephone surveying and surveys on the World Wide Web. Statistics include descriptive, t-tests, correlation, stepwise regression, unequal n ANOVA, several non-parametrics.

PC compatible, DOS (512KB RAM), Win 3.1, 95, NT (4MB RAM)
\$99-495

Anderson E, Institute: Anderson-Bell Corp., P.O.Box 5160, CO 80005, Arvada, USA.
Tel: +1 303 9400595 Fax: +1 303 9400595

ACA

Adaptive Conjoint Analysis, Version 4.0. Conjoint Analysis is used to measure the perceived values of specific product features, to learn how demand for a particular product or service is related to price, and to forecast what the likely acceptance of a product would be if brought to market. The ACA System contains all you need to execute a conjoint study: The Interviewing Module which can handle up to 30 attributes, each having as many as nine levels. ACA comes in two sizes: ACA 10 for studies with up to 10 attributes, and ACA 30 that will handle up to 30 attributes.

PC-compatible (286 or faster, 640K RAM)

Prices contact Sawtooth Software.

Johnson R, Sawtooth Software Inc., 502 S Still Road, WA 98382-3534, Sequim, USA
Tel: +1 360-681.2300 Fax: +1 360-681.2400

SocInfo Guide to IT Resources 4th Edition

<http://www.sawtoothsoftware.com/index.htm>
Download Demo: <http://www.sawtoothsoftware.com/Demos.htm>

Assessor

Windows based system to create question banks, generate ideas, run tests and provide results and analysis. Tests can be run networked or on stand-alone PCs. Has a text and drawing editor for creating questions. Test generator accesses the question bank to construct tailor-made student tests. The number of questions and duration of tests may be varied, and questions may be generated in sequence or at random. Student marks are recorded with optional feedback.

PC compatible (Win 3.1)

Price on application

EQL International Ltd., Scottish Software Partner Centre, South Queensferry, West
Lothian. EH30 9TG UK
Tel. +44 (0) 31 331 7371 Fax. +44 (0) 31 331 7782

Blaise III

An integrated system for survey processing, focusing on data entry/editing, (telephone) interviewing, electronic data capture, management of surveys; manipulation of data and metadata. The system uses a powerful structured language for describing complex, large, questionnaires. A tabulation utility is part of the system. Links to statistical packages like SPSS and SAS are available. Links to other systems can easily be created.

PC compatible (DOS, 3.0+, 2 MB RAM, 20 MB HD

US \$: 2190

iec ProGAMMA, Grote Rozenstraat 15, PO Box 841, 9700 AV Groningen, The Netherlands
Tel. +31 50 363 6900 Fax. +31 50 363 6687
E-mail gamma.post@gamma.rug.nl
<http://www.gamma.rug.nl>

CASES

The Computer-Assisted Survey Execution System (CASES) is a set of general-purpose programs for the collection and processing of data based on structured questionnaires. Designed to handle questionnaires typically used in survey research, the same programs and procedures may be used for other types of data collection. The most frequently used current applications are CATI or CCAPI, self-administered questionnaires, and Direct Data Entry (where the "data" have already been captured or recorded on paper).

PC compatible (DOS 3.1 or higher); UNIX (4.XBSD, ULTRIX,
AT&T System III and V, Xenix, AIX or UNOS), VMS

License Fee based on level of usage; contact CSM User Services Office for details.
Programs are written in the C language and are distributed in object or executable form.
CSM User Services Office, 2538 Channing Way,
Univ. of California, Berkeley, CA 94720
Tel. +1 415-642-6592 Fax. +1 415-643-8292
support@csm.berkeley.edu

Data Collection

CBC v. 1.2

Choice-Based Conjoint (CBC) is used for discrete choice modeling, a research technique which is growing in popularity. CBC is different from other types of conjoint analysis in that the respondent expresses preferences by choosing concepts from sets of concepts, rather than by rating or ranking them. Most conjoint methods are based on "main effects only" models. In contrast, CBC automatically evaluates all two-way interactions. CBC interviews are usually computerized surveys but can also be paper-and-pencil based.

PC compatibles, DOS, 386 or faster, 640KB RAM.

Prices contact Sawtooth Software

Sawtooth Software Inc., 502 S Still Road, WA 98382-3534, Sequim, U.S.A.

Tel: +1 360-681.2300 Fax: +1 360-681.2400

<http://www.sawtoothsoftware.com/index.htm>

Download Demo: <http://www.sawtoothsoftware.com/Demos.htm>

CENTRY v. 3.1

CENTRY (CENSus data enTRY) is a screen-oriented, menu driven software package for developing data entry applications. Can be used for entering editing, verifying, and modifying data as well as collecting statistics on data entry operator performance. CENTRY is the data entry component of the Integrated Microcomputer Processing system, software packages for entry, editing, tabulation, estimation, analysis, and dissemination of census and survey data. A Windows v. of CENTRY is in development.

PC compatible, (DOS, 3.2+ 640KB RAM, 10MB HD)

Free to government statistical offices & associated agencies. Others: US \$ 500

ISPC, U.S. Bureau of the Census, International Systems Team, U.S. Bureau of the

Census, 20233-8860, Washington D.C., U.S.A.

Tel. +1 301 457 - 1453 Fax. +1 301 457 - 3033

E-mail: imps@census.gov

Ci3 v. 1.1 (DOS), v 2.0 (Win)

A tool for computer-assisted interviewing. Supports composing computer-assisted interviews, administering field interviews, and simple data analysis. Questionnaires can include rosters, dynamic listings, mouse-controlled analog rating scales, on-screen help for respondents etc. The user has complete control over screen designs and question sequencing. It supports Computer Assisted Personal Interviews, and Computer assisted Self Administered Questionnaires. Ci3 v2.0 for Windows offers new features including: Graphics/still art (.BMP files) and audio (.WAV files), font and point size control.

PC compatible (640KB RAM, 386+)

Price depends on number of variables needed. US \$: 500 - 40000

Sawtooth Software Inc., 502 S Still Road, WA 98382-3534, Sequim, U.S.A.

Tel: +1 360-681.2300 Fax: +1 360-681.2400

<http://www.sawtoothsoftware.com/index.htm>

Download Demo: <http://www.sawtoothsoftware.com/Demos.htm>

or, SKIM Software Division, Weena 73, 3013 CH, Rotterdam, The Netherlands

Tel: +31 10 4111022 Fax: +31 10 4111317

E-mail: software@skim.nl

Ci3-CATI, v. 3.2

Ci3-CATI is a Computer Assisted Telephone Interviewing system. It uses the Ci3 system for writing and administering computer-aided questionnaires. Ci3-CATI gives full interviewing automation and control: questionnaires are administered exactly as intended, call-backs are made according to schedule, quota cells are closed automatically. Ci3-CATI can handle up to sixty stations per network file server.

PC compatible (1.5MB RAM, 80MB HD and network software)

Price US \$: 500 - 25000

Sawtooth Software Inc., 502 S Still Road, WA 98382-3534, Sequim, U.S.A.

Tel: +1 360-681.2300 Fax: +1 360-681.2400

<http://www.sawtoothsoftware.com/index.htm>

Download Demo: <http://www.sawtoothsoftware.com/Demos.htm>

or, SKIM Software Division, Weena 73, 3013 CH, Rotterdam, The Netherlands

Tel: +31 10 4111022 Fax: +31 10 4111317

E-mail: software@skim.nl

Data Mate v. 2.7

A simple, easy to follow survey input and analysis program for users not requiring elaborate statistics. It is particularly useful as an introduction to surveying & computing.

PC compatible

£298 + vat 20% educational discount. Multi-user and copying licence available

Simple Surveys, 108 Ombersley Road, Worcester, WR3 7EZ.

Tel +44 (0)1905 613086 Fax +44 (0)1905 26284

Demo disk available

EDWIN Basic 2.0

Edwin, Data Entry for Windows, is a data entry, cleaning and editing tool for Windows. It works with almost all database, spreadsheet and statistical software packages. Use Edwin to design your questionnaire on screen, optionally directly print the survey documents, fast-key the responses, and then merge, examine, and save the data. Also comes with Dbms/Copy for Windows 5.0 (from Conceptual Software, Inc.) to select, rename and compute new variables, select records and view the database.

PC compatible (2MB RAM, 7MB HD, Windows 3.1+, Min. 386 DX processor required)

Price range US \$: 595 - 695

EXSYST, P.O. Box 6082, 9702 HB, Groningen, The Netherlands

Tel. +31 50 2673010 Fax: +31 50 277665

E-mail: 100643.1072@compuserve.com

Download Demo: <ftp://ftp.gamma.rug.nl/pub/demos/other/edwindem.zip>

Formic for Windows

A package for designing questionnaires, creating a database for data entered, data export to a variety of statistics programs and scanning in of completed questionnaires. It includes WYSIWIG questionnaire design supporting any font or style, can deal with erratic laser printed forms and photocopies when scanning, has spreadsheet style data base for data entry and viewing.

Data Collection

PC compatible (Win 3.1)

Price on application

Formic Ltd., Unit 4, Ransome's Dock Business Centre, 35-37, Parkgate Road, London.

SW11 4NP

Tel. +44 (0) 171 924 1730 Fax. +44 (0) 171 924 2782

IT v. 2.3

A program for Computer Assisted Personal or Telephone Interviewing and Data Entry applications. With the Supervisor module, it is now possible to change the questionnaire during interviewing so that already entered cases are converted to the new situation. The files module can be used to manipulate data blocks and questionnaires. Finally, the Utilities module contains e.g. translators to SPSS, SAS, dBase and LOTUS, and options to code open questions.

PC compatible (DOS, 2.11+, 640 KB RAM, 40 MB HD, 386 processor or better)

US \$ 1,870/DFL 2,995, \$1245 (educational price)

iecProGAMMA, Grote Rozenstraat 15, PO Box 841, 9700 AV Groningen, The Netherlands

Tel. +31 50 363 6900 Fax. +31 50 363 6687

E-mail gamma.post@gamma.rug.nl

<http://www.gamma.rug.nl>

Download Demo: <ftp://ftp.gamma.rug.nl/pub/progamma/it.zip>

Article: Smit, A. (1994). IT; Software for Computer-Assisted Personal/Telephone Interviewing. *ProGAMMA Info*, 7, 13-14.

MacCATI 2

Supports questionnaire design, data collection and analysis. The questionnaire editing environment is built around a page layout design. You can add text, picture/sound, and response set "blocks" to each page of the questionnaire. Allows filtering. Question types include single choice response sets, verbatim, numeric, forms, analog scroll bars and invisible buttons. Separate versions for: computer assisted telephone interviewing, computer assisted personal interviewing, disk-by-mail surveying.

Macintosh (2MB RAM & HD), Win 3.1+ (data collection only)

Price \$1,995 upwards.

Senecio Software, 139 W. Wooster Bowling Green, Ohio 43402. USA.

Tel: +1 419-352-4371. Fax: +1 419-354-7512.

Download Mac or Win Demo: <http://www.wcnet.org/~senecio/MaCATIMain.html>

Microcase Analysis System v. 3.5

Offers social scientists the capacity to develop questionnaires, collect data (including an on-line CAT/CAPI system), analyse data and produce final reports with effective graphics, all within one entirely integrated system. A recent major upgrade offers hundreds of new features without needing a faster computer.

PC compatible (MS DOS, 640KB RAM, 5MB HD)

\$695 Registered users of MicroCase 2.1 or 2.0 can upgrade for only \$45 (plus shipping and handling).

MicroCase Corporation, 1301 120th Avenue NE, Bellevue, WA 98005, USA

Tel: +1 206 635 0293 Fax: +1 206 635 0953

<http://www.microcase.com>

Download Demo: <http://www.microcase.com/analysis/mcadwnl.html>

Pinpoint

Pinpoint fulfills four primary roles: questionnaire design, data entry, data analysis, and data presentation. Information can be collected and compiled into a database from where it can be analysed in many ways to indicate correlations; patterns and trends. Hypotheses can be tested and statistics derived. Results can be summarized in report form or graph, chart and table format. The package is fully WYSIWYG.

PC compatible with Win 3.1

£499 single user, £1200 site licence (3 users); educational prices available

Longman-Logotron, 124 Cambridge Science Park, Milton Road, Cambridge CB4 4ZS

Tel. +44 (0) 1223 425558 Fax. +44 (0) 1223 425349

Reviews: Emmanuelle Tulle-Winton, *SocInfo Newsletter* 12

Bailey, N (1993) The Survey System, v4.1: An integrated package of surveys, *SocInfo Newsletter* 11, Vol 3, No 2, 77-79

Print and Scan 3.20 for Win

Windows-based optical mark reader system. Users can design survey/assessment questionnaires which are then printed. Completed questionnaires are scanned using the OMR and the results analysed. Does multi-choice questions & interfaces with Access.

PC compatible (for Win 3.1, DX2-66, 4MB RAM; for Win 95 DX4-100, 16MB RAM)

Cost: from £1890

Educational price (Special version with reduced features, exl. training) £295.

TRAX (UK) Ltd, Unit 7, The Hive, Northfleet, Kent DA11 9DE

Tel +44 (0) 1474 535355 Fax. +44 (0) 1474 564464

Q-Val v. 1.03

A general purpose set of evaluation tools for the design, delivery and analysis of computer-based questionnaires. The Q-Val Editor creates electronic questionnaires. It can incorporate multiple choice or text-entry questions, together with an opening dialog box, if desired. Questionnaires are form-based, making building questionnaires quick and easy. Results are recorded and can be displayed in Q-Val Reporter

PC compatible (4 MB RAM, Win. 3.1)

Q-Val v1.03 - £237 Educational prices start at £69

Data Collection

Freebird Learning Systems Ltd, Freebird House, 13A Horn Street, Nunney, Somerset,
BA11 4NP
Tel: +44 (0) 1373 836757 Fax: +44 (0) 1373 836199
E-mail: learnsys@aol.com
Freebird homepage <http://www.coacs.com/freebird/>
A downloadable demo version: <http://www.coacs.com/freebird/qval.zip>

Qdata

A flexible and powerful freeware program for data entry and management of small to medium sized data sets. It was designed to work with other packages. Once you have defined your variables and entered your data, QData can write data definition and data files for SPSS and SAS, and will also write dBASE and ASCII files. It will also automatically generate codebooks. The program works in the other direction as well - you can load SPSS/PC system files, SAS transport files, dBASE files or, after defining the variables, ASCII data sets. You can then modify or add to these data sets.

PC compatibles under DOS

Free

Written by Jesse Reichler and Dean Savage, QC Software

Download from: http://www.soc.qc.edu/QC_Software/qdata.html

Quality of Life Questionnaire

Gives a comprehensive picture of an individual's quality of life. This 19 2-item self-report measure consists of 15 content scales and a social desirability scale. The 5 major domains and their content scales are: General Well-Being; Interpersonal Relations; Organizational Activity; Occupational Activity; Leisure and Recreational Activity. The QLQ also provides you with an overall Quality of Life Score.

PC compatibles (DOS 3.1)

US \$: 125

Multi-Health Systems, Inc., 908 Niagara Falls Boulevard,
14120-2060, North Tonawanda, NY, U.S.A.
Tel: +1(800) 456-3003 Fax: +1(416) 424-1736

Question Mark Designer for Windows v. 2.1

A program for computerized testing and assessment with three parts. Using the Designer program, you can design questions and put them together in tests; using the Presenter program, you deliver them to your users; and using the Reporter program, you can collate and analyse the responses. The software allows control of colours, fonts, layouts and graphics: questions can be on any topic, using various formats including multiple choice, text answer and a unique graphic 'hot spot' type that people answer by clicking on the correct section of a map or other visual image. Multimedia resources can be introduced. There are full branching capabilities. An additional module, Graphics Companion, enables snapshots from other programs to be included in questions.

PC compatibles (486 or better recommended, 4 MB RAM, Win. 3.1, and HD)

CHEST price £249

Question Mark Computing, 5th Floor Hill House, Highgate Hill, London N19 5NA UK
Tel: +44 (0) 171 263 7575 Fax: +44 (0) 171 263 7555
E-mail: qmark@cix.compulink.co.uk

SocInfo Guide to IT Resources 4th Edition

<http://www.qmark.com/>

Demo: <http://www.qmark.com/tryitout.html>

Review: Jacqui Nicol, *CTI CLUES Newsletter 13*
(<http://www.clues.abdn.ac.uk:8080/newslets/news13/qmark.html>)

Question Mark for Macintosh v. 2

Runs on any modern Macintosh computer, including the PowerPC. You can create questions in multiple choice, numeric, fill-in-blanks, free format text, and explanation frameworks. You can include graphics pasted in from other applications in questions. It offers the facility to create tests with up to 500 questions of 8 different question types, a variety of ways of presenting tests (including graphics in questions), of providing feedback, and marking and analyzing tests.

Macintosh (System, 6.07, 1MB RAM)

CHEST price £249

Question Mark Computing, 5th floor, Hill House, Highgate Hill, London, N19 5NA, UK

Tel: +44 (0) 171 263 7575 Fax: +44 (0) 171 263 7555

E-mail: qmark@cix.compulink.co.uk

<http://www.qmark.com/>

Demo: <http://www.qmark.com/tryitout/downform.html>

Review: Dr. Pat McLaughlin, Heriot Watt University *SocInfo Newsletter 12*.

Question Mark Network Guardian

This package is an add on program to Question Mark Designer (version 2.10 or greater) and will not stand alone. It allows the user to control and secure access to tests created in Question Mark Designer. It is primarily aimed at those users who wish to control which students have access to which tests and when and how many times they may have access. This makes it possible to obtain examination-style conditions for a group of users being tested over a network and possibly at different times without the costs of invigilation.

PC compatible

CHEST prices £399 (single user), £625 (dept. licence), £6250 (full university licence)

Question Mark Computing, 5th floor, Hill House, Highgate Hill, London, N19 5NA, UK

Tel: +44 (0) 171 263 7575 Fax: +44 (0) 171 263 7555

E-mail: qmark@cix.compulink.co.uk

<http://www.qmark.com/>

Data Collection

Question Mark Professional for DOS v. 3.01

A program for creating, delivering, and analyzing objective tests. Testing formats are: Multiple Choice, Numeric, Gap Filling, Word Answer, Free Format, Ranking/Matching, Multiple Response, and Explanation. It offers the facility to create tests with up to 500 questions of 9 different question types, a variety of ways of presenting tests (including graphics in questions), of providing feedback, and marking and analyzing tests. Add-ons - Multimedia Editor (allows the Question Mark tests to call up other programs - £199.00) and Report Generator (allowing analysis of test results - £199.00).

PC compatibles (640KB RAM, MS-DOS 2.0 or later and HD)
CHEST price £249.00

Question Mark Computing, 5th Floor Hill House, Highgate Hill, London N19 5NA
Tel: +44 (0) 171 263 7575 Fax: +44 (0) 171 263 7555
E-mail: qmark@cix.compulink.co.uk
<http://www.qmark.com/>

Demo: <http://www.qmark.com/tryitout.html>

Review: Dr. Pat McLaughlin, Heriot Watt University *SocInfo Newsletter* 12.

Miller, P., 'Question Mark Professional and the Multi-Media Extensions To It', *The CTISS File* 13 (April, 1992), 30-33.

Question Mark Web

For running tests and assessments on the World Wide Web. Allows rapid and simple question design on a Windows PC. Once designed, tests can be E-mailed to students or uploaded on to the World Wide Web. Students enter responses on any computer with a Web browser that supports forms and the answers can then either be E-mailed back for marking or marked on-line on a Web server which gives the option of instant feedback.

PC compatibles (486 or better recommended, 4 MB RAM, Win. 3.1, and HD)
CHEST price £199 plus VAT, Site licence, £199.

Question Mark Computing, 5th Floor Hill House, Highgate Hill, London N19 5NA
Tel: +44 (0) 171 263 7575 Fax: +44 (0) 171 263 7555
E-mail: qmark@cix.compulink.co.uk
<http://www.qmark.com/>

Demo: <http://www.qmark.com/tryitout.html>

Review: Roberts, A (1997) "Question Mark Designer for the Web (QM Web)" *Active Learning* No. 5, December. p. 57.

Remark Office OMR

Optical mark recognition package. Design your questionnaire in any word processing or DTP package. Completed questionnaires are then scanned and the data are automatically read as an SPSS data file. It can process data from surveys, etc. that use fill-in bubbles or check boxes. It also reads a number of barcode formats including Code 39, Codebar and Interleaved 2 of 5. Handwritten comments can be viewed in image fields and entered on-line. Supports wide range of scanners including Canon, Microtek, Hewlett-Packard, Epsom and UMAX.

PC compatible (386 or better, Win 3.1, 10MB HD)
£395

SPSS UK Ltd., 1st Floor, St. Andrew's House, West Street, Woking, Surrey GU21 1EB
Tel. +44 (0) 1483 719201 Fax. +44 (0) 1483 719290

ScreenSurvey

Software which automatically administers questionnaires on computer users' screens. The questionnaire takes the form of a "window" that appears over other open applications. The individual questions are designed using the "Form Builder" software, which allows complete flexibility in the placing of items on the question forms, their size and their colour. Graphics can also be placed on the forms to illustrate a question, or as a custom background. Questions can have one of four response types: single and multiple item, scale and open-ended. Filtering is supported. The responses are stored on the hard disk and are easily accessible by spreadsheet or statistical analysis packages.

Windows and Macintosh
Available from: Systèmes Néo-tech in Montréal, Canada
Tel/fax: (514) 596-0618
E-mail: 75114.1314@compuserve.com
IRC, National Research Council Canada, Ottawa, ON, K1A 0R6
http://www.nrc.ca/irc/light/lq_project/software.html#5
Demo of Windows version: <ftp://contact.irc.nrc.ca/pub/windows/ssurvey.zip>

Sigmund

A three-part computer program for conducting structured interviews. The first part is used to create the basic questions for a structured interview, qualitative analysis survey instrument. The second part presents the interviews to research subjects on their own computers. The third part allows the researcher to manipulate the collected responses of the subjects in a variety of ways to aid analysis.

PC compatibles
US \$: 600
Psych Soft, PO Box 232, MA 02171, North Quincy, U.S.A.

SNAP Campus Edition v. 3.2

Statistical Navigator Professional (SNAP) is a survey and data analysis package. Full software features questionnaire design and printing, computer assisted interviewing and comprehensive analysis. Analysis including frequency tables, cross-tabulations, descriptive statistics and graphics. The Campus Edition package includes 40 user licence, Teaching Aids (Tuition Audio Tapes, OHPs) and 10 Student copies of the software. Student copies restricted to 250 cases and 25 variables.

PC Compatibles, Win, 4MB RAM
Site Licence: £1495.00
Mr. Dave Horton, Mercator Computer Systems Ltd, 5 Mead Court, Cooper Road,
Thornbury, Bristol, BS12 2UW
Tel: +44 (0) 1454 281211 Fax: +44 (0) 1454 281216
E-mail: 100102,1562@compuserve.com

SNAP Professional v. 4.0

Questionnaire design and analysis software. Version 4 includes WYSIWYG on screen design and printing and user control over styles of questionnaires, tables and charts

Data Collection

Analysis includes frequency tables, cross tabulations, grid tables, hole counts, descriptive statistics and over 30 types of charts all of which can be filtered and weighed. SNAP advises researchers on the use of over 200 different forms of statistical analysis including hypothesis or significance tests. "Consult" mode, uses AI strategies to recommend appropriate techniques. "Browse" mode supports over 200 descriptions of analysis techniques and hypertext definitions and examples of statistical terms.

PC Compatibles, Win, 4MB RAM, also OS/2, Win 95 and Win NT.
Retail: £995.00, CHEST Education: £695.50, Site Licence: £1495.00
Mr. Dave Horton, Mercator Computer Systems Ltd, 5 Mead Court, Cooper Road,
Thornbury, Bristol, BS12 2UW
Tel: +44 (0) 1454 281211 Fax: +44 (0) 1454 281216
E-mail: 100102,1562@compuserve.com

Sphinx

Allows the design, data entry and analysis of questionnaire data. It provides the usual Windows format to these activities which mirror the process of actually doing the survey research. Methods of analysis supported include, recoding and subsetting, tabulation techniques and initial techniques of summarizing data, as well as advanced statistical tests and functions, including factor, cluster and multiple regression analysis.

PC compatible with Windows, Macintosh
Single user £75, Department licence, £200, Site licence, £300.
Le SPHINX développement, 13 chemin des Amarantes, 74600-SEYNOD-FRANCE
Tel. +33 50511756 Fax +33 50518618

Review: Kate Bloor, University of Portsmouth, *SocInfo Newsletter*, **20**, 1996

Surveys and Questionnaires

A collection of programs designed to assist in the construction of questionnaires or marketing surveys. The question and possible response appear on the screen and the actual response is prompted (ideal for telephone surveys). The response data can be categorized according to multiple criteria. The data can be analyzed in detail, response levels equal, above or below some specified levels can be obtained, correlations between questions and so forth. Finally, the data are put in summary form.

PC compatibles (DOS, 640 KB RAM, HD useful); Macintosh (512KB RAM, HD useful)
US \$: 250
Lionheart Press, Inc., P.O. Box 20756, 85277 - 0756, Mesa, AZ, U.S.A.
Tel: +1 602 396-0899/+1 514 526-7877 Fax: +1 602 396-0932

TELEform

Combines form design with hand print, machine print, bar code, and optical mark recognition to automate data collection. Using the combined strengths of facsimile, scanner and computer technologies, TELEform v. 4 enables you to create forms for collecting data, distribute them via fax or mail, then automatically interpret data using a fax card, fax server or scanner. Version 5 is a Windows 95/NT application with new form design features, sophisticated data validations and enhanced image pre-processing, database mapping and scripting validations. French and German versions available.

SocInfo Guide to IT Resources 4th Edition

PC compatible (Win 3.1 and Win 95/NT)

Price on application

Cardiff Software, 782 La Costa Meadows Dr., San Marcos, CA. 92069

Tel +1 619 752 5200 Fax +1 619 752 5222

E-mail: wiloughb@cardiffsw.com

<http://www.cardiffsw.com>

TestHelper

A multiple-choice questionnaire construction set. It automates the administration and scoring of multiple-choice questionnaires. You enter the item content, item weights, subscale names, scoring key and other test parameters and TestHelper will construct a questionnaire on the computer. The program will administer the test, compute sub-scale totals and standard scores, plots subscales and saves scores for future reference.

Macintosh

\$89

CoolSpring Software, P.O. Box 130, Woodsboro, Maryland 21798, USA

<http://home.aol.com/coolpring>

The Examiner

The Examiner is a program for the implementation and administration of computerized and paper-and-pencil tests. The Examiner has four functions: the creation of databases of items and related information, such as item difficulty or item statistics; the description and production of tests with the possibility to save a description for repeated use; the collection of data and display of examine results as well as statistics about items in the database; and the computerized administration of tests. Windows version now available

PC compatible (DOS or Windows)

\$855 single user (educational), \$1,225 single user (non-educational)

iec ProGAMMA, Grote Rozenstraat 15, PO Box 841, 9700 AV Groningen, The Netherlands

Tel. +31 50 363 6900 Fax. +31 50 363 6687

E-mail gamma.post@gamma.rug.nl

<http://www.gamma.rug.nl>

Data Analysis

By far the greatest variety of programs available to the social sciences is of those supporting the analysis of research data. Of course, many of these are statistical packages and because there is a wide market for such programs in the social sciences, natural sciences and business, they are now very well designed, robust and well-supported. Many are available on CHEST deals which allow universities to pay for a single site licence or at least give reductions for installations in labs.

There are roughly three kinds of statistics packages: the comprehensive (supporting a very wide range of statistics and graphs), the specialist (supporting new or unusual statistical techniques), the innovative (usually based on visual or exploratory data analysis techniques). The latest “in thing” for statistics packages seems to be supporting all stages of the analysis and write up, from data cleansing through to producing polished and illustrated research papers.

Perhaps the biggest flowering of new software in the last 15 years has been in that supporting various forms of qualitative analysis. There is a much greater variety of approach in these packages, compared with statistics programs. That is reflected in the subsections below. However, to some extent these placings are arbitrary, and you might well object to some of the classifications. Most programs can be used in a variety of ways and that makes clear classification difficult. It is now possible to select the program you need to support your particular kind of analysis, though as many qualitative researchers complain, this is often at the cost of having to learn to use yet another piece of software.

The sheer variety and rapid growth of qualitative programs brings with it a less desirable feature. Whereas in most cases it is possible to transfer data from one statistics package to another (even if that means using the lowest common denominator tab-separated text format) this is rarely the case in qualitative packages. Most of the time all you can transfer is the plain text you started with; coding schemes etc. are not usually transferable. This makes the selection of appropriate software from the start much more important.

Again, in contrast to statistics software, qualitative data analysis packages are addressing a much smaller market, and thus are less well supported and developed more slowly. Often they are produced by the same researchers who use them for analysis in their own work. In most cases, therefore you cannot expect the same degree of support as in statistics programs. On the other hand it does mean that programs are more likely to reflect the kinds of analysis that social scientists actually undertake.

For more details of the key packages and short articles by Nigel Fielding on them see the CAQDAS web site: <http://www.soc.surrey.ac.uk/caqdas/> There is also a review of content analysis programs - Evans, William (1996) ‘Computer-Supported Content Analysis’ *Social Science Computer Review* **14(3)** pp. 269-279.

Statistical

ADE-4 v.4 Analysis of Environmental Data

ADE-4 is a multivariate analysis and graphical display package. A series of multivariate techniques permits the analysis of several types of data (e.g., quantitative, qualitative, presence/absence). Includes the most recent developments in multivariate analysis such as one-table, two-table, and K-table techniques, and many graphical display methods. The basic documentation (ADE Quickstart and ADE HyperCard interface) is also freely available on the Internet .

Macintosh (System, 7.0, 4 MB RAM, 2-10 MB HD); Win 95
Free: Anonymous ftp from <ftp://biom3.univ-lyon1.fr>
Olivier J.M., Institute: Laboratoire d'Ecologie des Eaux Douces,
URA CNRS 1974 - Universite Lyon 1, 69622, Cedex, FRANCE
Tel: +33 72 431319 Fax: +33 72 431141
<http://biomserv.univ-lyon1.fr/ADE-4.html>

Article: The Statistical Software Guide 94/95. Koch, A. & Haag, U. (Eds.)
Computational Statistics and Data Analysis, **19**, 237-261.

BMDP Diamond



"A picture says a 1000 numbers." Developed in 1993 by IBM it is a 'Multifaceted Visualization Tool' for exploring relationships in multivariate data. Its main aim is to provide a platform for depicting data and statistics with pictures, and then manipulating the pictures to rapidly develop insight. Use with your current statistics package to clean and transform data and visually check assumptions prior to hypothesis testing or modelling and to understand your data better before carrying out any formal analysis.

PC compatible (8MB RAM, a DX 3, SVGA monitor, Win 3.1); UNIX; OS/2
Statistical Solutions Ltd, 8 South Bank, Crosse's Green, Cork, Ireland
Tel. +353 21 319629 Fax. +353 21 319630
E-mail: sales@statsol.ie or support@statsol.ie

Review by John Newell University of Glasgow, *Maths&Stats Newsletter*, May 1996

BMDP New System for Windows version 1.1

For basic statistical methods. Included features are: descriptive statistics, missing data, t-tests, nonparametric tests, ANOVA, frequency tables, and regression. Context-sensitive help for programming and statistical information. Contains spreadsheet-like data entry options and interactive high resolution graphics. Data can be entered in a datasheet or frequency table; variables can be inserted, modified or deleted. Results are linked to the datasheet, so that changes in the datasheet are reflected in the linked results (analysis, plots). Several file formats are available for importing or exporting data.

PC compatible, (Windows 3.1+ 4 MB RAM, 6 MB HD svga card/vga card)
Cost: £150 - £1195
Statistical Solutions Ltd, 8 South Bank, Crosse's Green, Cork, Ireland
Tel. +353 21 319629 Fax. +353 21 319630
E-mail: sales@statsol.ie or support@statsol.ie

Review: Lovie, P. (1988). Statistical software for microcomputers - BMDPC. *Journal of Mathematical and Statistical Psychology*, **41**, 151-154.

Data Analysis – Statistical

C-Stat for Windows 1.5

A user-friendly package to perform statistical analysis. Data are entered in a spreadsheet or data table which can be saved, loaded, and edited. Statistical analyses include: descriptive statistics, frequencies, paired-t test, Wilcoxon signed rank test, Mann-Whitney, Correlation/ Regression test, Spearman rank, One-way and Two-way analysis of variance, Chi-square, Kruskal-Wallis, McNemar/Yates.

PC compatible, (MS-DOS, Windows 2MB RAM)

Cost: £149 (15% Educational Discount), Education 5 Pack Price: £570.00,

10 Pack Price: £1000.00, Department licence £1,250

Cherwell Scientific Publishing,

The Magdalen Centre, Oxford Science Park, Oxford OX4 4GA

E-mail: msp@cherwell.com

Tel: +44 1865 784800 Fax: +44 1865 784801

Cherwell Scientific Publishing Home Page: <http://www.cherwell.com/cherwell>

CART

CART (classification and Regression Trees) lets you analyse highly complex data, and outputs data analyses as easy to understand graphical 'tree' displays. It is to chaid as regression is to chi-squared - i.e. a marked theoretical improvement. Trees automatically grow and are pruned during analysis of categorical or regression data. Version: 1

Apple Macintosh, PC Compatibles (MS-DOS and Windows)

Retail Price: 795.00, Education Single Copy Price: £725.00

Ms Ana Timberlake, Timberlake Consultants,

47 Hartfield Crescent, West Wickham, Kent, BR4 9DW

Tel: +44 (0) 181 4620495/0093 Fax: +44 (0) 181 4620493

E-mail: 100412.2603@compuserve.com

CCA v. 2.0

Convergent Cluster Analysis. Cluster analysis is a way of categorizing a collection of "objects," such as survey respondents, into groups or "clusters." Cluster analysis lets you see whether survey respondents "cluster" naturally into identifiable groups. To avoid the problem of seeing clusters even in random patterns, CCA uses a "k means" method of determining clusters that involves iterating from random but strategically chosen starting points. The most reproducible solution is chosen automatically.

PC compatibles (MS DOS, 486 or faster recommended, 640KB RAM)

Inquire for prices

Sawtooth Software Inc., 502 S Still Road, WA 98382-3534, Sequim, U.S.A.

Tel: +1 360-681.2300 Fax: +1 360-681.2400

<http://www.sawtoothsoftware.com/index.htm>

Download Demo: <http://www.sawtoothsoftware.com/Demos.htm>

CENVAR, version 3.1

CENVAR is a screen-oriented, menu-driven software package for the calculation of reliability measures for sample designs ranging from simple random samples of elements to more complex stratified, multistage cluster designs. It is intended for use by

SocInfo Guide to IT Resources 4th Edition

statisticians, analysts, and other data users. A new Windows version of CENVAR is in development.

PC compatibles (DOS, 3.2+, 640 KB, 10 MB HD)
Free to government statistical offices & associated agencies. Otherwise US\$500.
ISPC, U.S. Bureau of the Census, International Systems Team,
20233-8860, Washington D.C., U.S.A.
Tel: +1 301 457 - 1453 Fax: +1 301 457 - 3033
E-mail: imps@census.gov

CLR ANOVA, version 2.0

Analysis of variance program that can analyze designs with up to 5 between-subject and 5-within-subject variables. CLR ANOVA has provided easy to use ANOVA capabilities since 1985. Follow-up tests include simple effects, Tukey, Neman-Keuls, Duncan, specific contrasts, and Scheffe plots interactions automatically.

Macintosh (512 KB RAM)
Cost \$125 single copy, \$375 site licence 10 pack.
Lane D., Clear Lake Research, 2476 Bolsover Suite 343, TX 77005, Houston, U.S.A.
Tel: +1 713 663 7513 Fax: +1 713 663 7513
E-mail: DAVIDL@AOL.COM

CORAN, version 2.0

A small menu-structured program for Correspondence Analysis. Coran uses the scale values to produce graphical displays of the association in the table. The Thermoplot compares scale values of rows and columns of a single factor, thus offering insight in the association explained by this factor. The Biplot is a two-dimensional plot, showing the association of two factors simultaneously. As a special feature the program can produce jackknife estimates of scale values and of their associated standard errors.

PC compatibles (DOS, 2.0+, 128KB RAM)
Price US \$: 60
Bethlehem J.G., Statistics Netherlands, Department of Statistical Informatics,
P.O. Box 4000, 2270 JM, Voorburg, The Netherlands
Tel: +31 70 3374995/3800 Fax: +31 70 3375973
E-mail: blaise@cbs.nl
<http://www.cbs.nl/index.htm>

Data Analysis – Statistical

CSA 2.3

Conversational Survey Analysis is an integrated set of programs for the documentation, description, and analysis of datasets that have been collected with structured questionnaires. CSA programs exist for most commonly used survey analysis procedures, including univariate, bivariate, and multivariate tabulations (and means), multiple regression, & algebraic transformations of variables. All offer a conversational approach to specifying the analytic procedures desired; they also use a transposed data structure, so that analytic results are typically produced with only a few seconds delay.

PC compatible (DOS 3.1 or higher); UNIX (4.XBSD, ULTRIX, AT&T System III and V, Xenix, AIX or UNOS), VMS

License Fee based on level of usage; contact CSM User Services Office for details.
Programs are written in the C language and are distributed in object or executable form.

CSM User Services Office, 2538 Channing Way,
University of California, Berkeley, CA 94720
Tel. +1 415-642-6592 Fax. +1 415-643-8292
E-mail: support@csm.berkeley.edu

CTB 1.0

A program for research situations where indices have to be computed for data in a contingency table. As input CTB asks for a contingency table (maximum size 10 x 10) and computes measures for association, similarity indices, agreement indices and mobility indices. The standard output consists of the value computed for the index requested and, where necessary, the probability of the result.

PC compatibles

Cost: \$60

iec ProGAMMA, Grote Rozenstraat 15, PO Box 841, 9700 AV Groningen, The Netherlands
Tel. +31 50 363 6900 Fax. +31 50 363 6687
E-mail gamma.post@gamma.rug.nl
<http://www.gamma.rug.nl>

CVA

A traditional full-profile conjoint analysis designed to be administered via paper-and-pencil surveys. CVA can also be part of a computer-administered questionnaire when combined with the Ci3 System for Computer Interviewing. The CVA system provides the tools to design a variety of conjoint studies including traditional card sort (either ratings-based or ranking), pairwise comparisons, and trade-off matrices.

PC compatible (640K B RAM)

Price US \$: 500 - 25000

Sawtooth Software Inc., 502 S Still Road, WA 98382-3534, Sequim, U.S.A.
Tel: +1 360-681.2300 Fax: +1 360-681.2400

<http://www.sawtoothsoftware.com/index.htm>

Demo from: <http://www.sawtoothsoftware.com/Demos.htm>

Data Desk - student version

A stats pack with Finder-like desktop interface. Package includes example datasets and a complete tutorial workbook with exercises. The student version is restricted to 15 real data variables and 1000 total numbers.

Macintosh (System, 6, 7, AU/X, PowerMac, Min. 1 MB RAM, 3.2 MB HD).

System 7.0 and '040 compatible.

Cost starter: £20 Also with book

Majih Software Ltd., 5 South Leinster St., 2, Dublin, IRELAND

Tel: +353 1 6719408 Fax: +353 1 6719408

E-mail: dharmon@stats.tcd.ie

<http://www2.tcd.ie/Statistics/majih.html>

DataDesk Pro, version 5.01

A fast and fully interactive data analysis program that utilizes the leading edge principles of Exploratory Data Analysis to provide a full complement of statistical tests and extensive graphical options. Its dynamic graphics (including plot rotation and brushing) are fully integrated with a full range of statistical analysis. It stores the results of previous analyses as part of the data file, so it is easy to investigate interesting aspects of data or to return to a plot or table and try a new analysis path. Statistics include multiple regression, principal components and cluster analysis, a full general linear model and many plots (scatter-, rotating 3D-, box-, dot-, surface plots, bar charts). Accepts data entered directly or ASCII files that are column delimited. Missing values are accepted.

Data Analysis – Statistical

Macintosh (System, 6, 7, AU/X, PowerMac 1 MB RAM, 3.2 MB HD, '040 compatible)
£320 (academic) multiple copy reductions, £400 (commercial)
Majih Software Ltd., 5 South Leinster St., 2, Dublin, IRELAND
Tel: +353 1 6719408 Fax: +353 1 6719408
E-mail: dharmont@stats.tcd.ie
<http://www2.tcd.ie/Statistics/majih.html>

DISTAN 2.0

DISTAN, DIScrete STATistical ANALysis, is a menu-driven package for the analysis of categorical data. In addition to import, export, and extensive table transforming modules, the program contains: ML estimation of mixed linear and multiplicative models, fitting of compound models by WLS, Boolean factor analysis, multiple correspondence analysis, latent category models, cluster analysis for binary data, discrete discriminant analysis, and exploratory reduction of dimensionality via subset selection.

PC compatible (MS-DOS)

\$220

iec ProGAMMA, Grote Rozenstraat 15, PO Box 841, 9700 AV Groningen, The Netherlands
Tel. +31 50 363 6900 Fax. +31 50 363 6687
E-mail gamma.post@gamma.rug.nl
<http://www.gamma.rug.nl>

EQS 4.0



Tests the full range of structural equation models, including multiple regression, multivariate regression, confirmatory factor analysis, structured means analysis, and multiple populations comparisons. Includes the Satorra-Bentler scales chi-square statistic. The EQS/Windows version has an integrated visual interface with extensive data exploration and manipulation options.

Macintosh, IBM RS6000, PC Compatibles (Win.), Sun (Solaris), 4MB RAM

Cost: £395-£695, \$665 (DOS), \$755 (DOS/Ext,MAC), \$840 (Windows),

Education Single Copy Price: £550.00

iec ProGAMMA, Grote Rozenstraat 15, PO Box 841, 9700 AV Groningen, The Netherlands
Tel. +31 50 363 6900 Fax. +31 50 363 6687
E-mail gamma.post@gamma.rug.nl
<http://www.gamma.rug.nl>

Ex-Sample

Guides the researcher through a systematic process for determining sample size. By using artificial intelligence, this expert system computes the minimum size required from a wide range of analyses, adjusting for multiple comparisons, response rates and other factors, then compares its findings to the maximum possible size given resources.

PC compatible (MS-DOS)

Cost: \$250

The Idea Works Inc, 607 Jackson, Columbia, MO 65203, USA

Exploratory Data Analysis

Graphics oriented and makes use of the new EDA techniques. Examine data with letter-value displays, stem and leaf displays and box plots. When fitting data to a line, users will be able to run a resistant line through the data points, as well as carry out regression calculations. Analysis of variance is complemented by median polish and the preparation of coded tables. The distribution of data points can be checked by drawing rootograms. Also has cross tabulations, distributions, regression, sensitivity analysis.

PC compatible (DOS, 640 KB RAM); Macintosh (512 KB RAM & HD)

Price US \$: 145

Lionheart Press, Inc., P.O. Box 20756, 85277 - 0756, Mesa, AZ, U.S.A.

Tel: +1 602 396-0899/+1 514 526-7877 Fax: +1 602 396-0932

FASTAT 2.0

A statistics package with a menu-driven interface and integrated design. Includes a spreadsheet data editor, manual, and on-line help. Features include box plots, stem-and-leaf diagrams, scatterplot matrices, and 3-D rotating plots. FASTAT 2.0 also provides a variety of graphs from histograms and bar-charts to 3-D data and function plots.

Macintosh. PC compatible (MS-DOS).

Education price £225.00

SPSS UK Ltd., 1st Floor, St. Andrew's House, West Street, Woking, Surrey GU21 1EB

Tel. +44 (0) 1483 719201 Fax. +44 (0) 1483 719290

<http://www.spss.com>

Fig.P, v 2.7 / 6.0c

A graphics package for scientists. Enter data from the keyboard, spreadsheet, or disk files, then quickly create exactly the figure you want and output, including colors, in the form of plotter, printer, or laserprinter output, or slides. At all points in the program, sensible defaults enable you to create figures from your data effortlessly. Fig.P also offers powerful analysis tools including statistics, curve-fitting and data transformation. 2 versions: DOS (v. 6.0c) and Windows (v. 2.7) compatible with Win. 95.

PC compatible (DOS, 3.0+, 640 KB. Windows 3.1, 4 MB

£280

Biosoft, 49 Bateman Street, Cambridge, CB2 1LR

Tel: +44 (0)1223 368622 Fax: +44 (0)1223 312873

E-mail: ab47@cityscape.co.uk

<http://www.cityscape.co.uk/biosoft>

Demo (Win version): <ftp://ftp.gamma.rug.nl/pub/demos/other/fw27demo.exe>

FISHER 3.10

FISHER is a program to compute the distributions and/or descriptive levels of significance (p-values) of statistics for testing independence or homogeneity in an $r \times c$ -contingency table with fixed marginal totals. The program is command driven and has a carefully designed user interface.

PC compatible

\$60

Data Analysis – Statistical

iec ProGAMMA, Grote Rozenstraat 15, PO Box 841, 9700 AV Groningen, The Netherlands
Tel. +31 50 363 6900 Fax. +31 50 363 6687
E-mail gamma.post@gamma.rug.nl
<http://www.gamma.rug.nl>

FLEXITRACE v2.0

OGR (Optical Graph Recognition) for the Macintosh. Automatically converts hard copy graphs into numerical data. Scan/digitize the graph and FLEXITRACE reads the image, producing the information.

Macintosh, PowerMac, 2.5MB RAM. Needs: Scanner.
Retail Price: £229.00, Education Single Copy: £209.00, 2 Copies: £179.00 each
Supplier: A. M. Micro Distribution, Roman Court, 48 New North Road, Exeter, EX4 4EP
Tel: +44 (0) 1392 426473 Fax: +44 (0) 1392 439346
E-mail: ammicro@mail.eclipse.co.uk

Flo-Stat 2

A statistical analysis and graphics package for the education, business and research markets. Features include, statistical icon bar simplifies work environment, QuickTime picture, sound and movie files can be stored as variables and viewed, import/export portable SPSS files, data files hold up to 1,200 variables and an unlimited number of cases, each cell in the data matrix holds up to 8,000 characters, banner crosstabs, imports MaCATI questionnaire and data files creating fully labelled, ready-to-run data sets.

Macintosh (2MB RAM, QuickTime for Movies)
Single copies: \$149 (regular version), \$49.95 (student version-single copy).
Educational institutions - 25% discount.
Senecio Software Inc., 139 W. Wooster Bowling Green, Ohio 43402
Tel: 419-352-4371 Fax: 419-354-7512
<http://www.wcnet.org/~senecio/>
Download Demo: <http://www.wcnet.org/~senecio/FloStat.html>

GIANTS

GIANTS, by SciTech, is software for the modeling and statistical analysis of time-series data. GIANTS includes features such as trend analysis, cross analysis, forecasting, and mathematical functions. The application also comes with a complete text that shows how to apply time-series analyses to business, economics, sociology, etc.

PC compatible (80386/80486, MS-DOS)
\$495 academic price. Site license and student edition pricing available.
Contact: SciTech International Inc., Chicago, IL USA.
Tel: +1 312 472-0444.

GLIM 4



Fits generalized linear models; i.e. models for a single response variable, a distribution in the exponential family and a linear model in the explanatory variables related to the response mean via some link function. These encompass many of the standard

SocInfo Guide to IT Resources 4th Edition

techniques of data analysis including regression, analysis of variance, log-linear models, logistic regression and survival analysis. The range of standard glms has been expanded in version 4 to include the inverse gaussian distribution, sometimes used in reliability modelling, and new link functions include generalized power and inverse quadratic links.

PC 80386/80486, MS-DOS. Versions are also available for a wide range of other machines and operating systems.

Price on application. Discounts for multiple purchases
NAG Ltd, Wilkinson House, Jordan Hill Road, Oxford . OX2 8DR. UK
Tel: +44 1865 511245 Fax: +44 1865 310139
<http://www.nag.co.uk/>

Review by John Hinde, in the Nov. 1994 issue of the newsletter *Maths&Stats*.

Interactive Population Statistical System (IPSS)

This trend analysis and projection package. Uses data like population composition, fertility rates, migration rates and survival rates to make predictions about future changes in the population. A special rates window allows the user to input rate specific figures for an incidence of a given disease or condition and produces a projection of the future incidence of that condition. Analysis can be performed in two distinct modes, Projection analysis and Life table analysis. The package will make a prediction on a subject area such as population growth up to 200 years into the future and 50 years backwards. ISBN 0-944244-01-7.

Macintosh

\$195, Lab pack (10 copies) - \$995

Senecio Software Inc., 139 W. Wooster Bowling Green, Ohio 43402

Tel: 419-352-4371 Fax: 419-354-7512

<http://www.wcnet.org/~senecio/>

Developed by Jerry W Wicks and Jose Pereira de Almeida. ISBN 0-944244-01-7

Review by Connor Gissane, West London Institute, *SocInfo Newsletter* 13

JMP v3.1.5

JMP presents statistics in a graphical environment. Data tables are presented clearly in spreadsheet form and are dynamically linked to related graphs and tables. Offers six statistical analysis platforms including a 3-D spin plot, as well as capabilities for performing univariate statistics, analysis of variance and multiple regression, nonlinear fitting, multivariate analysis, and nonparametric tests. Features integrated capabilities for quality improvement and design of experiments, with 5 types of classical designs for estimating the effect of one or more factors on a dependent variable. The software also provides a variety of graphical tools designed for quality control including Shewhart control charts and Pareto charts. Student v. JMP IN, offers the core functionality of JMP.

Mac and Power Mac (native) (4 MB), Windows (386 +, 8 MB of RAM, up to 7 MB HD, Win NT, Win 95 or Windows 3.1 with Win32s, a math co-processor not required.)

Education Price: £300; Educational annual License: £200 for first copy for the first year, and £100 each year thereafter. Copies after the first one cost £125 /£60.

Multi copy licences are available, e.g. 10 copies £1055 for the first year etc.

SAS Institute, Wittington House, Medmenham, Marlow, Bucks SL7 2EB;

Tel: +44 (0) 1628-486933

<http://www.sas.com/>

Review of JMP 3.1 for Windows by James Currall University of Glasgow, *Maths&Stats*

Data Analysis – Statistical

KWIKSTAT 4 Professional v. 4.1

A general purpose statistical analysis program. Now has about 12,000 users world wide. A basic shareware version is available. Pro. version includes all shareware basic features plus: ANOVA module to perform a two factor analysis of variance, including unbalanced data; - Time Series module includes data plotting, autocorrelations, partial autocorrelations; - The Quality Control module to create X-Bar charts, R-Charts, S-Charts and P-Charts; - The Pareto Chart module to display Pareto charts, - The Multiple Comparisons module allows you to perform custom multiple comparison procedures using Newman-Keuls, Tukey HSD, Scheffe, or Dunnett's test on up to 20 groups. Windows version called WINKS, qv.

PC compatible (MS-DOS)
Shareware (v. 4.0) US\$99, Pro version US \$229
TexaSoft, P.O.Box 1169, TX 75106-1169, Cedar Hill, U.S.A.
Tel: (214) 291 - 2115 Fax: (214) 291 - 3400
E-mail 70721.3145@compuserve.com
<http://www.texasoft.com/homepage>
Pro. version Demo: <http://www.dfw.net/~texasoft/kstat41.zip>
Shareware:
<http://archives.math.utk.edu/software/msdos/statistics/kwikstat/kwikstat.zip>

LISCOMP 1.1

Analysis of Linear Structural equations with a Comprehensive measurement model. The program is inspired by the LISREL modelling framework. Researchers can combine many types of variables, estimators and analyses in a single program. The program is especially well-suited for categorical data and continuous multivariate non-normal data. LISCOMP includes a user's guide with many worked examples.

PC compatible (MS-DOS)
Cost: \$360
iecProGAMMA, Grote Rozenstraat 15, PO Box 841, 9700 AV Groningen, The Netherlands
Tel. +31 50 363 6900 Fax. +31 50 363 6687
E-mail gamma.post@gamma.rug.nl

LISREL 8/PRELIS 2

A program for the estimation of LInear Structural RELationships and other types of multivariate analyses, such as factor analysis, multiple regression, path analysis, analysis of mean structures, and multisample analysis. LISREL 8 contains the new command language SIMPLIS. Includes PRELIS 2, for multivariate data screening and data summarization. PRELIS 2 greatly improves and accelerates analysis of binary, categorical, ordinal, censored, continuous, and/or incomplete data.

PC compatible (MS-DOS, OS/2, Win and DOS extender systems), Macintosh
Cost: \$510 (DOS), \$590 (DOS Ext/Windows), \$590.00 (Lisrel 7.20/Prelis 1.20 Mac)
iec ProGAMMA, Grote Rozenstraat 15, PO Box 841, 9700 AV Groningen, The Netherlands
Tel. +31 50 363 6900 Fax. +31 50 363 6687
E-mail gamma.post@gamma.rug.nl
<http://www.gamma.rug.nl>
LEA, 27 Palmeira Mansions, Church Road, Hove, East Sussex BN3 2FA
Tel. +44 (0) 1273 207411 Fax. +44 (0) 1273 205612
E-mail: orders@leahq.mhs.compuser.com
<http://www.erlbaum.com/>

LOGIMO 1.0

A program for the estimation and testing of ordinary loglinear models and loglinear IRT models (multidimensional). Partial credit models and Multidimensional Polytomous Latent Trait Models can also be specified. N.B. Maximum likelihood estimates of the loglinear model parameters are computed from the sufficient statistic of the parameters rather than the contingency table of the full cross-classification of all variables.

PC compatible (MS-DOS)
Cost: \$250 (educational price)
iec ProGAMMA, Grote Rozenstraat 15, PO Box 841, 9700 AV Groningen, The Netherlands
Tel. +31 50 363 6900 Fax. +31 50 363 6687
E-mail gamma.post@gamma.rug.nl
<http://www.gamma.rug.nl>

LogXact

Supports exact inference for logistic regression. For small or imbalanced data sets the maximum likelihood method is often inaccurate. An alternative method is based on the exact permutation distributions of sufficient statistics for the regression parameters. This yields exact p-values and confidence intervals no matter how small or imbalanced the data, and converges in large samples to the maximum likelihood approach. LogXact also handles matched case-control data under general M:N matching.

PC Compatible (MS-DOS)
Cost: \$195 - \$695
iec ProGAMMA, Grote Rozenstraat 15, PO Box 841, 9700
AV Groningen, The Netherlands
Tel. +31 50 363 6900 Fax. +31 50 363 6687
E-mail gamma.post@gamma.rug.nl
<http://www.gamma.rug.nl>

Data Analysis – Statistical

MacDendro

A Macintosh program for cluster analysis, compatible with MacMul and GraphMu: it uses the same type of binary files. It may be used to compute hierarchies and partitions according to several classical algorithms. GraphMu may be used to draw the graphical display (dendrograms) of hierarchies computed with MacDendro.

Macintosh

Free - download from: <ftp://biom3.univ-lyon1.fr/pub/mac/macmulti/MacDendro.sea.hqx>
U.R.A. CNRS 243 'Biométrie, Génétique et Biologie des populations',
Université Lyon 1 - I.A.S.B.S.E.- 69622 Villeurbanne Cedex - France
E-mail : jean@biomac.univ-lyon1.fr
<http://archives.math.utk.edu/mathbio/statSoftware.html>

MacSpin version 1.1

A tool for graphical data analysis. Allows the user to visualize data and easily discover patterns, trends, associations and outliers. Data analysis becomes an engaging, interesting process - visual and intuitive. MacSpin provides new ways to look at data: instant Pop-Up of background info, 3-D display via rotation, a 4th dimension via animation, highlighting for categorical data.

Macintosh, (512 KB RAM, optional support for co-processor)

US \$: 200. Demo available.

Ledbetter A., D2 Software, Inc., 3001 N.Lamar Blvd.,
Suite 110, TX 78705, City: Austin, U.S.A.

Tel: +1 512 482 8933

<http://eunuch.ddg.com/MacSpin/>

MiniTab

A package for data analysis, statistical problem solving, and quality control applications. Includes: basic statistics, presentation-quality graphics, regression analysis, Anova, Ancova Manova, non-parametric analysis, simulation and distributions, statistical process control charts, a design of experiments interface, hierarchical clustering, dendrograms, and a flexible macro programming language. New macros in time series and forecasting. Graphs may be enhanced using the tool palettes. A limited facility for plot brushing has been added. New plot types:- 3D data, 3D wire frame and 3D surface plots, contour plots, matrix plots, pie charts and marginal plots. Interaction plots, main effect plots and interval plots help with the interpretation of ANOVA. French and Spanish version also available.

Mac release 10.5 Xtra, (FPU and at least 8 MB of RAM),

Power Macintosh, Release 10 Xtra, (8 MB RAM, 12- 21 MB HD),

Release 11 Windows NT, Windows 95, and Windows NT (8-16MB RAM, 20MB HD)

Minitab Ltd, 3 Mercia Business Village, Torwood Close,

Westwood Business Park, Coventry, England CV4 8HX

Cost: £395 (Win, Mac), £295 (DOS), for multiuser or network licences contact Minitab.

Tel: +44 (0) 1203 695730 Fax: +44 (0) 1203 695731

<http://www.minitab.com/>

Review: Lovie, P. (1989). Statistical software for microcomputers - Minitab, release 6.
Journal of Mathematical and Statistical Psychology, **42**, 273-278.

MULTILOG 6.0

Employs item response theory to perform analysis and test scoring for multiple-category items. Models may be fit to a latent ability continuum by marginal maximum likelihood, or to a manifest ability criterion by maximum likelihood. The program has the capacity to impose equality constraints on selected subsets of item parameters. Can handle models intermediate between conventional 1-, 2-, and 3-parameter logistic models.

PC compatible
\$215 (educational price)
iec ProGAMMA, Grote Rozenstraat 15, PO Box 841, 9700 AV Groningen, The Netherlands
Tel. +31 50 363 6900 Fax. +31 50 363 6687
E-mail gamma.post@gamma.rug.nl
<http://www.gamma.rug.nl>

MULTISTAT Statistics with graphics for Macintosh

A statistical software package with a range of graphics capabilities. Columns of data can be transformed e.g. with log, sine, cosine or tangent, and a column can be sorted or ranked. Descriptive statistics include range, median, standard deviation, skewness. Parametric and non-parametric statistics include t-test, correlation, simple and multiple linear regression, one way- and two way analysis of variance, contingency table tests, Wilcoxon's signed ranks test, Mann-Whitney U test, Spearman's rank correlation etc. Graphics include Histograms, Bar charts, Pies, Line graphs, Scatter graphs.

Macintosh
£99
Biosoft, 49 Bateman Street, Cambridge. CB2 1LR UK
Tel: +44 (0)1223 368622 Fax: +44 (0)1223 312873
E-mail: ab47@cityscape.co.uk
<http://www.cityscape.co.uk/biosoft>

MVSP

Multi-Variate Statistical Package v. 2.2 supports various procedures including, principal components analysis, principal coordinates analysis, correspondence analysis, distance or similarity measures, hierarchical cluster analysis and diversity indices.

PC compatible (MS-DOS)
Price on application
Kovach Computing Services, 85 Nan-Y-Felin,
Pentraeth, Anglesey. LL75 8UY Wales, UK
Tel: +44 (0) 1248 450414 Fax: +44 (0) 1248 450414
E-mail WarrenK@kovcomp.demon.co.uk

MYSTAT v2.1

A subset of SYSTAT for introductory statistics courses. Includes a text, *MYSTAT: Statistical Applications*, which covers the statistical concepts in MYSTAT, and a disk of sample data sets. MYSTAT is menu driven and has a full screen data editor. It features multiple regression, t-Tests, sorting, ranking and weighting, Anova/Ancova, graphics, multi-way tabulations and more. Handles up to 50 variables and 32,000 cases.

Data Analysis – Statistical

Macintosh, PC Compatibles, 320KB RAM
Retail: £35.00, CHEST Education: £25.00
Ms Ana Timberlake, Timberlake Consultants,
47 Hartfield Crescent, West Wickham, Kent, BR4 9DW
Tel: +44 (0) 181 4620495/0093 Fax: +44 (0) 181 4620493
E-mail: 100412.2603@compuserve.com
<http://www.spss.com/>

NSDstat+ 93

A comprehensive, menu-driven program for data analysis and presentation. Had a broad collection of statistics, e.g. cross-tabulations, regressions, and breakdown analysis. Integrated graphical functions include bar and pie charts, scatterplots, and Lorenz curves. Thematic mapping displays regional distributions in shadings, colors, or graduated symbols. A set of base maps is available. Several leading European data archives offer a number of data sets in the NSDstat format.

PC compatible
\$280 (educational) \$560 (non-educational)
iec ProGAMMA, Grote Rozenstraat 15, PO Box 841, 9700 AV Groningen, The Netherlands
Tel. +31 50 363 6900 Fax. +31 50 363 6687
E-mail gamma.post@gamma.rug.nl
<http://www.gamma.rug.nl>

QMethod

A statistical program tailored to the requirements of Q studies. Specifically, it allows the easy entry of data (Q-Sorts) the way they are collected, i.e. as 'piles' of statement numbers. It computes intercorrelations among Q-Sorts, which are then factor-analysed with the Centroid method. Resulting factors can be rotated either analytically (Varimax) or judgmentally with the help of 2-D plots. Finally the analysis step produces an extensive report on factor loadings, statement factor scores, discriminating statements for each of the factors as well as consensus statements across factors, etc.

PC compatible with DOS, Win3.x, or Win95, and at least 4MB RAM.
PQMethod is the free PC version of John Atkinson's QMethod program
Download from: <http://www.rz.unibw-muenchen.de/~p41bsmk/qmethod/>
Peter Schmolck, Dept. Education, Univ. of the Federal Armed Forces, Munich, Germany
E-mail: p41bsmk@unibw-muenchen.de
References: Brown, S.R. (1980). *Political subjectivity: Applications of Q methodology in political science*. New Haven, CT: Yale University Press
Stainton Rogers, R. (1995). Q methodology. In J.A. Smith, R. Harre & L. Van Langenhove (Eds.), *Rethinking methods in psychology* (pp. 178-192). London: Sage.

QStats

A data exploration and analysis program. Written for use with colour, it will run under most monochrome graphics cards. The program is not large, and takes about 470K when decompressed. QStats can handle up to 800 variables and up to about 5000 cases.

PC compatible (80386 or better, MS-DOS)
Free from: <ftp://ftp.soc.qc.edu/pub/QSoft/qstat231.zip>
Queens College, Belfast

Quick STATISTICA/DOS

Comes in 3 versions: Quick STATISTICA/DOS, Quick STATISTICA/Mac and Quick STATISTICA/w, which are subsets of STATISTICA/DOS, STATISTICA/Mac and STATISTICA/w respectively. Each has a comprehensive selection of basic statistics with the full analytical and presentation quality graphics capability of the full version.

PC Compatibles, (MS-DOS, 2MB RAM) (Win 3.1, 2MB RAM), Macintosh
Retail: £395.00, CHEST Education: £316.00. Site Licence: £1950.00
StatSoft, Icknield House, Eastcheap, Letchworth, Herts, SG6 3DA
Contact: Mr. John Mackenzie
Tel: +44 (0)1462 482822 Fax: +44 (0)1462 482855
<http://www.statsoftinc.com>

RAMpath

RAMpath supports the organization, display, and analysis of linear structural equation models. The program uses automatic routines to calculate and display the tracing rules of path analysis. RAMpath supports LISREL, LISREL 7.20, and SAS/CALIS.

PC compatible (MS-DOS)
Cost: \$49.95
Lawrence Erlbaum Associates, 27 Palmeira Mansions, Church Road, Hove. BN3 2FA
Tel. +44 (0) 1273 207411 Fax. +44 (0) 1273 205612
E-mail: orders@leahq.mhs.compuserv.com
<http://www.erlbaum.com/>

Regression

Regression curve fitting for bivariate non-linear regression. Accepts 10 parameters, 10 constants and 200 data points with two x variables and one y variable. Offers a choice of Marquardt and simplex algorithms.

Mac and PC compatible (Windows 3.1)
£150.00 (20% academic discount)
Blackwell Scientific Software, BSP Ltd, Osney Mead, OXFORD OX2 OEL
Tel: +44 (0) 865 791738
<http://www.blackwell.com/>

SAS System PC, version 6.02



An integrated data analysis system and fourth generation language that can be used for a wide variety of applications. The SAS System for personal computers includes base SAS software, for data management, descriptive statistical analysis, and report writing; and SAS/STAT software, for full-function statistical analysis; and SAS/IML, for interactive matrix programming. Additional products are under development. To use any product in the SAS System, sites first need base SAS software. The institute offers instructor-based and video-based training for the SAS System for PC. SAS has developed tools to link to the WWW.

PC compatibles, 512KB RAM, Win 3.x with 1MB RAM, UNIX
Site license. £4,500. CHEST pricing is dependent on Class of Modules selected.

Data Analysis – Statistical

SAS Software Ltd, Wittington House, Henley Road, Medmenham, Marlow, SL7 2EB
Tel: +44 (0) 1628 486933 Fax: +44 (0) 1628 483203
SAS Institute Inc., Box 8000, SAS Circle, NC 27511-8000, Cary U.S.A.
Tel: +1 919 467 - 8000
<http://www.sas.com/>

SASPAC91 (Census Data)

SASPAC91 is specially commissioned and written for the interrogation of the 1991 Census Small Area and Local Base Statistics. User-friendly tailor-made computer package which will enable your organization to obtain what it requires from the 1991 Census of Population. Produces reports on these statistics including individual tables, individual pages, user-defined pages, selected variables, and area profiles.

PC compatible (MS-DOS, MS-Windows, 2MB RAM), VME, VMS
Retail price. £4500.00, Site Licence: £400.00

Mr. Hywel Davies London Research Centre. 81 Black Prince Road, London SE1 7SZ
Tel: +44 (0) 171 627 9696

SIGMASTAT for Windows v2.0

A statistical package which efficiently computes t-tests, analysis of variance, correlation, rates and proportions, nonparametric methods, linear and nonlinear regressions, power, and sample size. SigmaStat's "Advise" command helps users select the most appropriate statistical procedure for their data and then automatically performs the test. Includes detailed log reports, mathematical transforms, graphical features. Unique handling of missing and unbalanced data. Has a range of mathematical transform functions including trigonometric, numeric, range, and accumulation functions.

PC Compatibles, Windows (8MB RAM), Windows 95, Windows NT
CHEST Education: £350.24. For students £195. Site licences also available.
Also available for \$395 from: Jandel Scientific, San Rafael, CA; +1 415 453-6700
Beate Hertzler, Jandel Scientific Software GmbH,
Schimmelbuschstr. 25, D-40699, Erkrath, Germany
Fax: +49 2104 95410
E-mail: jandeleu@jandel.com

Solo

A basic package intended for non-statisticians including a wide variety of basic statistics that are quick, complete and accurate. It provides cross-tabulation, t-tests, regression and non-parametrics, and basic models for Anova, forecasting, discriminant and cluster analysis. An advanced set of statistical routines is also available as an add on to SOLO. It includes basic procedure for non-linear and logistic regression, canonical correlation and multivariate Anova.

PC Compatibles (Windows)
£495
Statistical Solutions Ltd, 8 South Bank, Crosse's Green, Cork, Ireland
Tel. +353 21 319629 Fax. +353 21 319630
E-mail: sales@statsol.ie or support@statsol.ie

SPSS v6.1 & 7



A data analysis module with wide cross-platform support. You can translate data between SPSS/PC+, ASCII, dBASE, Excel, Lotus, SAS, and SYLK. The UNIX-versions give you integrated interfaces for Oracle, Sybase, Informix, and Ingres. A spreadsheet-like Data Editor helps you to enter and label data. Statistical procedures: Frequencies, Descriptives, Crosstabs, t-tests, Oneway ANOVA, ANOVA models, linear regression, nonparametric tests, multiple responses, continuous distributions, discrete distributions, non-central distributions. Graphical capabilities: Business charts (bar, line, area, pie and more), Statistical charts (boxplots, scatterplots, high-low-close, difference line and more), SQC charts, Diagnostic and exploratory plots.

SPSS 7.0 for Win 3.1 (8MB of RAM, 20MB HD for base system),
Win 95 & Win NT (486 or better, 16MB of RAM 45MB HD).
SPSS 6.1 Mac(68030 or 68040, 16MB of RAM 22MB HD for base system,
PowerPC with 16MB of RAM 19MB HD for base system), MS-DOS v 5.
From £695 for base system.

CHEST site licence: £9,850.00 covers all desktop platforms.
SPSS UK Ltd., 1st Floor, St. Andrew's House, West Street, Woking, Surrey GU21 1EB
Tel. +44 (0) 1483 719201 Fax. +44 (0) 1483 719290
E-mail: bigjohn@spss.com
<http://www.spss.com/>

Manuals for all SPSS software are available separately from Prentice Hall. Student editions of the software and accompanying texts are also distributed by Prentice Hall. There are manuals for each of the separate SPSS modules.

Contact, Customer Services, Paramount Publishing International Campus 400, Maylands Avenue, Hemel Hempstead, Hertfordshire. HP2 7EZ
Tel: +44 (0)1442 881900 Fax +44 (0)1442 882099

Data Analysis – Statistical

Stat-100 for Windows v1.2

Statistics with Data Transforms and Graphics for Windows incorporates descriptive statistics, parametric & non-parametric statistical tests, graphics and data transforms with over 100 procedures for processing, analyzing and presenting data. Graph types include line, pie, bar, scatter, box-whisker charts together with 3-D plotting options, fits to polynomial, logarithmic, exponential and power functions and plots of moving averages.

PC compatible (Windows 3.1+)

US \$199; £ 99

Biosoft, 49 Bateman Street, Cambridge. CB2 1LR UK

Tel: +44 (0)1223 368622 Fax: +44 (0)1223 312873

E-mail: ab47@cityscape.co.uk, or info@biosoft.com

<http://www.cityscape.co.uk/biosoft>

Free demo version: <http://www.CityScape.co.uk/biosoft/demos/statdemo.exe>

Stata v. 4

Statistical package. Contains logit, probit, survival analysis, maximum likelihood estimation, linear and non-linear regression, powerful programming language, and powerful graphics. Many cross sectional time series analysis features. Base package supports 255 variables and 32,000 observations. Enhanced v. supports 2048 variables.

Macintosh, PC Compatibles (8MB RAM)
£675.00, CHEST Education: £230.00. Student & teaching lab
from £45 per copy. Site licences available.
Ms Ana Timberlake, Timberlake Consultants,
47 Hartfield Crescent, West Wickham, Kent, BR4 9DW
Tel: +44 (0) 181 4620495/0093 Fax: +44 (0) 181 4620493
E-mail: 100412.2603@compuserve.com

Statgraphics Plus

This package handles statistical analyses, forecasting and SPC/SQC analyses and provides a wide range of graphics. Statistical procedures include: regression analysis with outlier rejection, ridge regression, non-linear regression, correlational and covariance analysis, principal components, factor, discriminant, cluster analysis and survival analysis. Statgraphics also offers an experimental design module and an ANOVA which includes one-way, multifactor (up to 17 factors) and nested designs.

PC Compatibles, 4 MB RAM
Retail: £1090.00, CHEST Education: £650.00, Site Licence: £6000.00
Peter Day/Beverley Satterley, The Bloomsbury Software Company Ltd,
3-6 Alfred Place, Bloomsbury, London, WC1E 7EB
Tel: +44 (0) 171 436 9481 Fax: +44 (0) 171 436 0524
<http://www.manu.com/statgraphics/>

Statgraphics Plus for Windows v. 2

Statistical analyses, forecasting and SPC/SQC analyses and a wide range of graphics. Over 150 statistical procedures including: regression analysis with outlier rejection, ridge & non-linear regression, correlational & covariance analysis, principal components, factor, discriminant, cluster analysis and survival analysis. Statgraphics also offers an experimental design module and an ANOVA which includes one-way, multifactor (up to 17 factors) and nested designs. Also StatAdvisor, gives instant interpretations of results; interactive graphics and StatGallery, combines multiple text and graphics panes in one window. Add-on modules: Quality Control, Design of Experiments, Time-Series Analysis, Advanced Multivariate Methods, and Advanced Regression Models.

Windows 3.1, 95, NT, 8 MB RAM
£1250.00, CHEST Education: £725.00, Site Licence: £5000.00
Peter Day/Beverley Satterley, The Bloomsbury Software Company Ltd,
3-6 Alfred Place, Bloomsbury, London, WC1E 7EB
Tel: +44 (0) 171 436 9481 Fax: +44 (0) 171 436 0524
or, Manugistics, Inc., 2115 East Jefferson Street, Rockville, MD, 20852, U.S.A
E-mail: sgsales@manu.com.
<http://www.manu.com/statgraphics/>

Data Analysis – Statistical

Statgraphics v. 7

Over 200 statistical and mathematical procedures for analysis. Combines a menu-driven interface with powerful analytical capability, ideal for quality control, R&D, marketing, finance and the social sciences. Interacting and automated processing modes.

PC Compatibles, 640 KB RAM
£ 650.00, CHEST Education: £425.00, Site Licence: £3800.00
Peter Day/Beverley Satterley, The Bloomsbury Software Company Ltd,
3-6 Alfred Place, Bloomsbury, London, WC1E 7EB
Tel: +44 (0) 171 436 9481 Fax: +44 (0) 171 436 0524
<http://www.manu.com/statgraphics/>

Statistica/DOS

Wide selection of data analysis and graphics including basic statistics, tables, MANOVA, non-parametrics, regression, cluster and factor analysis, non linear estimation, stepwise discriminant function, time series, canonical correlations, reliability/item log -linear survival and failure time analysis and a programming language, all fully integrated with presentation quality graphics.

PC compatible with MS-DOS
Retail: £585.00, CHEST Education: £468.00, Site Licence: £1,950.00
StatSoft, Icknield House, Eastcheap, Letchworth, Herts, SG6 3DA
Tel: +44 (0) 1462 482822 Fax: +44 (0) 1462 482855
<http://www.statsoftinc.com>

Statistica/Mac v. 4.1

Wide selection of data analysis and graphics including basic statistics, tables, MANOVA, non-parametrics, regression, cluster and factor analysis, non linear estimation, stepwise discriminant function, time series, canonical correlations, reliability/item log -linear survival and failure time analysis and a programming

SocInfo Guide to IT Resources 4th Edition

language, all fully integrated with presentation quality graphics (including MacDraw-style tools). Unlimited size of files; System 7 and MultiFinder compatible.

Macintosh, 2 MB RAM

Retail: £525.00, CHEST Education: £420.00, Site Licence: £1950.00.

Site licence price is per year. Multi user, network, and student versions also available

StatSoft, Icknield House, Eastcheap, Letchworth, Herts, SG6 3DA

Tel: +44 (0) 1462 482822 Fax: +44 (0) 1462 482855

<http://www.statsoftinc.com>

Statistica/Win v. 5.1

An integrated statistical data analysis, graphics, and data base management system featuring a wide selection of basic and advanced analytic procedures. Includes general-purpose statistical and graphics procedures and comprehensive implementations of specialized modules (e.g., for social scientists). All modules are available to the user as part of an integrated package. Add-on STATISTICA/QC includes highly customizable quality control charts (compatible with real-time data acquisition systems), process capability analysis, R&R, sampling plans, and a wide selection of experimental design (DOE) methods. MDI standard user interface, DDE, OLE, API, 3D-TT fonts, multiple toolbars, right mouse button support. Unlimited size of files; thousands of graphs integrated with all procedures; extensive drawing facilities.

PC compatible with Windows, 4MB RAM

Retail: £745.00, CHEST Education: £596.00, Site Licence: £1950.00

Site licence price is per year. Multi user, network, and student versions also available

StatSoft., Icknield House, Eastcheap, Letchworth, Herts, SG6 3DA

Tel: +44 (0) 1462 482822 Fax: +44 (0) 1462 482855

<http://www.statsoftinc.com>

Statistics

Small statistics package has basic range of descriptive statistics with t-test, some ANOVA and some non-parametric tests. Designed for use in teaching.

Mac and PC compatible (Windows 3.1)

Base package, £129.00, complete package, £229.50 (20% academic discount)

Blackwell Scientific Software, BSP Ltd, Osney Mead, OXFORD OX2 OEL

Tel: +44 (0) 865 791738

<http://www.blackwell.com/>

Data Analysis – Statistical

STATlab v. 2.1

A user-friendly data analysis software package. STATlab offers more than 100 different interactive graphics and numerous statistical treatments oriented toward data synthesis and explanation. You can gather, classify, compare, model your data; but you can also search for the reasons for their variations and dispersions.

PC compatibles (Win 3.1 /95 /NT 4MB RAM, 4MB HD);
Macintosh (4MB RAM, 4MB HD).

Price US \$: 1140

SLP Inc., 1950 Stemmons Freeway, Suite 5052, TX 75207-3199, Dallas, U.S.A.
Tel: +1 214 7577850 Fax: +1 214 7465029

or

SLP, 51 Rue Ledru Rollin, 94853, Ivry sur Seine, FRANCE
Tel. +33 1 45152666 Fax: +33 1 45152677
E-mail: jschmitt@slp.fr

StatMate

Complements Prism by providing a collection of 8 statistical calculators to help you design statistically sound experiments and to help you interpret results. A short manual explains what each of the calculators is used for, and how to interpret the results. StatMate helps you plan an experiment, helps you pick the right statistical test to use, calculate sample size, randomize, interpret statistical results, calculate P values, confidence limits, Binomial or Poisson distributions, Bayesian calculations.

Windows 3.1 or Windows 95. Less than 1 MB HD.

GraphPad StatMate alone for \$95, or buy it as part of the Prism bundle.

GraphPad Software Inc. 10855 Sorrento Valley Rd. #203, San Diego, CA 92121, USA
Tel: +1 619-457-3909 Fax: +1 619-457-8141

E-mail: sales@graphpad.com, support@graphpad.com, Orders@graphpad.com
<http://www.graphpad.com/www/welcome.html>

StatView 4.5

An integrated program for data management, statistical analysis, graphing and presentation, it allows users to work within one software package to complete tasks that previously required four or more programs. Mac version compatible with WorldScript, that allows applications to operate multiple languages, including those that require right-to-left entry and display. StatView also provides additional functionality with add-on tools such as QC Tools, which add a complete set of quality control statistics and graphs to StatView, including Xbar, R, S, I, MR, CUSUM, and Pareto analysis. \$595. QC Tools are available separately for \$245. A student version of StatView is also available for \$99.

Apple Macintosh and Power Mac. (2 MB RAM), PC compatibles (Win 3.1).

£450, Education Single Copy Price: £399.00, 5 Pack Price: £1250.00 Total,

Vicky Jones, Cherwell Scientific Publishing, The Magdalen Centre,

Oxford Science Park, Oxford OX4 4GA

Tel: +44 (0) 1865 784800 Fax: +44 (0) 1865 784801

E-mail: csp@cherwell.com

<http://www.cherwell.com/cherwell>

Abacus Concepts Inc., 1918 Bonita Ave., Berkeley, CA; (510) 540-1949.

SocInfo Guide to IT Resources 4th Edition

Tel: +1 510 5401949 Fax: +1 510 5400260

Review: Gilmore, D. (1994). *Psychology Software News*, 4 (2&3), 52-55.

StatView II & SE+ Graphics

Full-featured statistical analysis tool with comprehensive descriptive, comparative and non-parametric statistics with interactive graphics, transformations, range setting capabilities, recode capabilities and general data handling capabilities. Includes t-test, Pearson correlations, regression and Anova.

Macintosh (no PowerPC version available) StatView II requires maths co-processor.

£250 (15% educational discount) (5 and 10 pack deals available)

Vicky Jones, Cherwell Scientific Publishing, The Magdalen Centre,
Oxford Science Park, Oxford OX4 4GA

Tel: +44 (0) 1865 784800 Fax: +44 (0) 1865 784801

E-mail: csp@cherwell.com

<http://www.cherwell.com/cherwell>

SuperAnova v. 1.11

A program for building ANOVA models using general linear modelling techniques. Solves any design including split-plot, nested block and incomplete block, confounded factorial, Latin and Greco-Latin squares. Combines powerful GLM techniques (ANOVA, ANCOVA, MANOVA, MANCOVA etc.) and full presentation graphing features. Includes pre-mode 'canned' models for many common types of model design. These can be used with any database. Free technical support by telephone and fax.

Apple Macintosh, (1MB RAM)

CHEST Education: £299.00, 5 Pack Price: £800.00 Total, 10 Pack Price: £1150.00 Total

Data Analysis – Statistical

Cherwell Scientific Publishing, The Magdalen Centre,
Oxford Science Park, Oxford OX4 4GA
Tel: +44 (0) 1865 784800 Fax: +44 (0) 1865 784801
E-mail: csp@cherwell.com
<http://www.cherwell.com/cherwell>

Reviews: *Macworld*, 7(5); Kornbrot, D. (1991). *Psychology Software News*, 2(2), 50-52.

Systat Student Edition v. 5

A student educational version of the Systat statistical package. Powerful graphics and statistics bundled with a statistics textbook/ software manual. 100 variables limit.

Apple Macintosh, PC Compatibles (MS-DOS and Win. 2MB RAM)
CHEST, Education Single Copy Price: £45.00
Ms Ana Timberlake, Timberlake Consultants,
47 Hartfield Crescent, West Wickham, Kent, BR4 9DW
Tel: +44 (0) 181 4620495/0093 Fax: +44 (0) 181 4620493
E-mail: 100412.2603@compuserve.com

Systat v. 5.2

Includes Systat, a general purpose statistics program with an wide range of features, and FASTAT. SYSTAT, for DOS, Windows, and Macintosh, is a statistics, graphics, and data management package that offers tools for advanced statistical and exploratory analysis. Features range from basic descriptive statistics to parametric and non-parametric tests, correlations, OLS regressions, cross-tabulations with a log-linear modelling option, non-linear modregression, time series analysis, factor analysis/principal components, cluster and MDS., GLIM, survival analysis, reliability and latent trait analysis and 2-D and 3-D presentation-quality graphics.

Apple Macintosh (2MB RAM, 6MB HD), DEC VAX,
PC Compatibles, (MS-DOS & Win. 4MB RAM)
£795.00, CHEST Education: £725.00, Site Licence:
£800.00 p.a.. plus £350 for each additional platform.
SPSS UK Ltd., 1st Floor, St. Andrew's House, West Street, Woking, Surrey GU21 1EB
Tel. +44 (0) 1483 719201 Fax. +44 (0) 1483 719290
E-mail: bigjohn@spss.com
<http://www.spss.com/>

UltraFit, v. 3.0

Fits sets of experimental data by non-linear regression. Data maybe keyed in or copied and pasted from the clipboard or other Mac programs including Excel. There is a powerful data editor and the numerous data transforms include sort, arithmetic, raise to power, log, erf, user-defined, etc. Equations can be entered in ordinary algebraic notation, and 26 pre-defined equations are supplied with UltraFit. There is a flexible data weighting facility. Graphs can be copied and pasted into other documents, printed out direct or saved as PICT. Residuals can be plotted or tabulated, and standard errors or confidence limits of the parameters are automatically calculated. The Log Book automatically records each fit and its statistics, either in summary or with details of every iteration. New features of version 3.0 include: built -in powerful spreadsheet with up to 1

SocInfo Guide to IT Resources 4th Edition

billion cells and more data transforms, multivariable equation fits, new comprehensive manual, multiple undo feature.

Macintosh and Power Mac 1MB RAM. (available for 68k Mac with co-processor)

US \$: 299

Biosoft, 49 Bateman Street, CB2 1LR, Cambridge, United Kingdom

Tel: +44 (0)1223 368622 Fax: +44 (0)1223 312873

E-mail: ab47@cityscape.co.uk

<http://www.cityscape.co.uk/biosoft>

Demo version: <http://www.CityScape.co.uk/biosoft/ufitdemo.htm>

Unistat for Windows v. 4.0

Provides researchers with a completely new intuitive way of analysing data and preparing reports. Close integration with MS Office via OLE2 automation enables the use of MS Excel for Windows as the spreadsheet for data preparation and UNISTAT 4 for data analysis. Very wide range of charts and graphs. Descriptive statistics, histograms, frequency tables, distribution function, parametric and nonparametric tests, goodness of fit tests, correlations, contingency tables, cross-tabulation and break-down, OLS, stepwise, non-linear, logit-probit regressions, ANOVA and ANCOVA, cluster, discriminant, principal components, factor, reliability, survival analyses, multi-dimensional scaling, multivariate plots: x-y pairs plots, rectangle plots and icon plots, time series analysis: arima models, forecasting and smoothing, quality control, survival analysis and fourier analysis.

PC Compatibles with Windows 3.1 or 95 (4MB RAM)

Retail: £695.00, Education Single Copy Price: £495.00, Site Licence: £4000.00,

Education 2 Copies Price: £450.00 each, 5 Copies Price: £300.00 each

Data Analysis – Statistical

Dr. M. A. Toker, Unistat Ltd, Address: Unistat House,
4 Shirland Mews, Maida Vale, London, W9 3DY
Tel: +44 (0) 181 964 1130 Fax: +44 (0) 181 964 0531
E-mail: unistat@unistat.demon.co.uk
<http://www.unistat.com/unistat.html>

UNISTAT Statistical Package for DOS v. 4

A menu/mouse-driven general purpose statistical package featuring a spreadsheet, graphics and statistics. Supports string variables, missing values and can optionally work in batch mode. No complicated command language to learn, as all choices are made from a series of pull-down and pop-up menus. Capacity of up to one billion data points.

PC Compatibles with MS-DOS, 640 KB RAM.
Retail: 295.00, CHEST Education Single Copy: £270.00, Site Licence: £4,000.00
Education 2 Copies: £250.00 each, Education 5 Copies: £75.00 each
£75.00 each (applicable only after a 'single copy' has been purchased)

Dr. M. A. Toker, Unistat Ltd, Address: Unistat House,
4 Shirland Mews, Maida Vale, London, W9 3DY
Tel: +44 (0) 181 964 1130 Fax: +44 (0) 181 964 0531
E-mail: unistat@unistat.demon.co.uk

WINKS v. 4.2

Windows Version of KWIKSTAT Statistical Data Analysis Program. The Kwikstat Professional edition includes all the basic features plus: ANOVA (two factor, including unbalanced data), Time Series (data plotting, autocorrelations, partial autocorrelations, etc.), Quality Control (X-Bar charts, R-Charts, S-Charts and P-Charts), Pareto Charts, Advanced Regression (Polynomial Regression, Stepwise Selection, Custom Regression), Multiple Comparisons (custom multiple comparison procedures using Newman-Keuls, Tukey HSD, Scheffe, or Dunnett's test on up to 20 groups).

PC compatible, DOS and Windows
US \$: 229, Educational \$29 (Basic), \$49 (Prof), Multiple Educational: \$21 (Basic), \$35
TexaSoft, P.O.Box 1169, TX 75106-1169, Cedar Hill, U.S.A.
Tel: (214) 291 - 2115 Fax: (214) 291 - 3400
E-mail 70721.3145@compuserve.com
<http://www.texasoft.com/homepage>
Demo available: <http://www.dfw.net/~texasoft/winks42.zip>

Text retrievers/content analysis

Metamorph



Metamorph is a qualitative text retrieval tool for large quantities of data. It is designed to work with large quantities of unstructured text, which it can quickly scan to find information. It is built on a systematic structure of pattern matching and set logic. Metamorph will scan large quantities of text to find not only a word or name, but a concept, a combination of words, phrases, wildcard strings, quantities, approximations (including typos, transpositions, and mis-spellings) and variable length patterns. Employs a modifiable 250,000 word thesaurus to identify 'Hits'. The information is presented on screen in its original context with the "Hits" highlighted. Retrieved information can be marked and saved in an appendable file. Data query can be done in natural language format.

DOS, UNIX and Windows, 5.5 MB HD; Windows 3 or above; and 4MB RAM.
Single User Copy: £895.00. 10% academic discount available from Group Intellex.
Network version available, discounted depending on the number of users on Network,
Group Intellex, Prospect Place, Mill Lane, Alton, Hampshire, GU34 2SX.
Tel: +44 (0) 420-544545; Fax: +44 (0) 420-544834.
Developed by: Thunderstone Expansion Programs International,
11115 Edgewater Drive Cleveland, OH. 44102, USA.
Tel: +1 216-631- 8544; Fax: +1 216-281-0828.
E-mail: info@thunderstone.com
<http://www.alarm.com/>

Review: Shapiro, W. L., and Anglin, L. W., 'Metamorph: Computer Support for Qualitative Research', *Mid-Western Educational Researcher* (1993), 30-34.

SONAR Professional

High speed searching and annotating program. Sonar Professional can process many types of text and word processing files so information already contained in computer files can be easily integrated. Sonar Professional can also view the saved images from Sonar Image. In a network environment several people at once can view and search the same files.

PC compatibles with Win 3.1, 95 or NT (8MB RAM), Power Macintosh (8MB RAM)
US \$: 795 (volume discounts and site licensing available)
Virginia Systems, Inc. 5509 West Bay Court, VA 23112, Midlothian. U.S.A.
Tel: +1 804 739 3200 Fax: +1 804 739 8376
E-mail: vasys@cris.com
<http://www.cris.com/~Vasys/index.html>
Win demo: <http://www.cris.com/~Vasys/windemo.hqx>
Mac demo: <http://www.cris.com/~Vasys/macdemo.hqx>

Data Analysis – Text retrievers/content analysis

VARBRUL

VARBRUL is a hyponym for VARBRUL2 (PC and VAX) and GoldVarb (Macintosh and VAX). VARBRUL was designed to facilitate analysis of linguistic variables and social variables. It works best on phonological and morphological variables where there is a clear equivalence of function, but can be used on syntactic variables (e.g. relative pronouns or negatives) where equivalence also obtains. Where variation could be accounted for semantically, pragmatically, or stylistically, it is less useful because there is no exact equivalence. The main purpose of the package is to identify statistical patterns of variation which may be significant, environmentally conditioned, or determined by one of the external variables.

PC compatibles, Macintosh, VAX
Price: Free.

Developers: The PC/VAX version was developed by Susan Pintzuk, formerly of the University of Pennsylvania, now of New York University; the Macintosh version was developed by David Rand and David Sankoff of the University of Montreal.

Availability: From the Developers.

Wordcruncher v. 4.5

An interactive textual analysis program with 2 parts: the WCIndex program for indexing texts, and the WCView program for analysing previously indexed texts. Once indexed, searching is very fast, allowing interactive interrogation of the text. WordCruncher allows three hierarchical levels of coding (e.g. Act/Scene/Line), a system which can be constraining in some applications. At the indexing stage, it is possible to customize the character settings to some degree, for example, using options for Spanish, German, or French, or to create your own.

PC compatibles; minimum 512KB RAM; DOS 3.2 or 3.3; 1.2 MB HD.
Shareware version - \$5.00 disk charge plus \$4.00 postage and handling fee from Public Software League, PO Box 35705, Houston, TX 77235, USA.

SocInfo Guide to IT Resources 4th Edition

Complete version, \$395.00 (\$299.00 academic price) and \$695.00 for a network licence (\$500.00 academic price). WCView and WCIndex can be bought separately for \$225.00 each (\$179.00 academic price).

Johnston & Company, Electronic Publishers, P.O. Box 446,
American Fork, UT 84003, USA.

Tel: +1 801-756- 1111 Fax: +1 801-756-0242.

E-mail: danlunt@wordcruncher.com

<http://www.wordcruncher.com/software.html>

Reviews: Kammer, M., 'WordCruncher: Problems of Multilingual Usage', *Literary and Linguistic Computing* 4.2 (1989), 135-40.

Words Count

Text analysis software designed to generate information about literary transitions, subordination, vague words, and other writing attributes. However, it may be useful for other forms of text analysis. It supports more than 50 analytic functions, customizable word lists, sample analyses, frequency distribution graphs, built-in spreadsheet (import/export with Excel). It comes with vocabulary richness indexes, content and effectiveness scales (many unique to this program), and hundreds of individual items of information including the following: words related to a negative tone; words related to exaggeration and opinionation; and words related to vague and overly tentative writing.

Windows 3.1, 2 MB HD, and 2 MB RAM.

\$25 (plus \$6 shipping) Network license, \$100 plus \$1/CPU

Words Count Company, Order Department, 1417 West Carriage St., Santa Ana, CA
92704

E-mail R_Harris@ix.netcom.com

Tel. +1 714 556-3610 Fax +1 714 668-6194

ZyINDEX

ZyINDEX is a free-text file-indexing program that makes large amounts of structured and unstructured documents accessible by building an index of content words. ZyINDEX locates documents based on their content with powerful search tools. The search options are almost unlimited, you can search e.g. for words, sentences, text structures, fields, variations and synonyms. You can also combine search terms with Boolean, proximity, date, quorum and numeric operators as well as ZyLAB's fuzzy search technology.

PC compatibles (MS-DOS and Win 3.1)

Price on application

ZyLAB Europe B.V., Atlas Office Center, Africa Building, 4th floor,
Hoogoorddreef 9, 1101 BA Amsterdam-Zuidoost

Tel. +31 20 6966277 Fax +31 20 696 5175

<http://www.zylab.nl/zylab/>

Demos: <ftp://ftp.irt.nl/demo/>

Textbase managers

askSam 3.0 Pro

An information storage and retrieval system for use with both textual and numerical data. A large database can be loaded quickly as a series of ASCII files which can then be searched using any combination of words or symbols, with wild cards and Boolean operators. Alternatively, fields can be defined, and retrieved information can then be sorted by field, or alphabetically, numerically, or chronologically. An additional feature is the 'hypertext' facility, which allows you to change your designated search at any time by highlighting any word and making it the subject of a new search.

v.3.0 Pro Windows (Win 3.1, 4 MB RAM, 2 MB HD).

v.5.1 DOS (PC-compatible 256K RAM, 1 MB HD).

askSam Professional and askSam for DOS \$395.00. (askSam 3.0 \$149.95)

Available in the UK but cheaper to buy from the USA, as below.

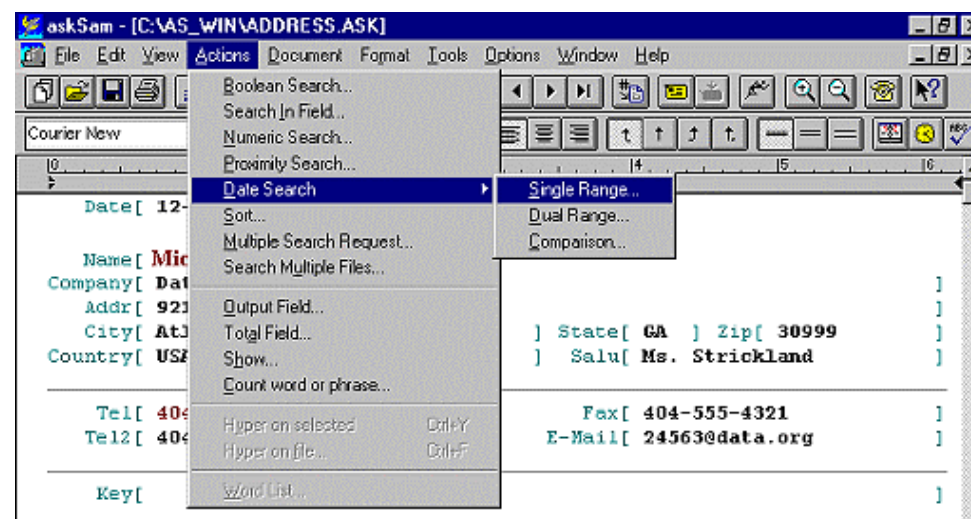
askSam Systems Inc., P.O. Box 1428, 119 S. Washington St., Perry, FL 32347, USA

Tel: +1 904-584-6590 Fax: +1 904-584-7481

<http://www.askSam.com>

see also <http://www.cs.umb.edu/~alilley/asksam.html>

Reveiw: Burnley, D., 'Free Text Retrieval: GOfier Version 2.0 and askSam Version 4.2', *ReCALL 2* (May, 1990), 19-21.



FolioVIEWS Infobase Manager v. 4

Folio VIEWS Infobase Manager gives users the ability to access, manage and adapt infobases in a lot of ways. Folio VIEWS calls a database an infobase to indicate that you can have many different kinds of information stored there. Every word in the infobase is indexed, which allows you to search the information. Folio VIEWS offers different hypertext and hypermedia links. Furthermore, the display and handling of graphic objects is supported. The Infobase Manager provides WYSIWYG display and output.

SocInfo Guide to IT Resources 4th Edition

PC compatibles, DOS, 3.1 or higher (2MB RAM, 2MB HD); Win. 3.1 (2MB RAM, 2MB HD, 4MB RAM recommended with 7.5MB HD for full program); Macintosh (4MB RAM, 2MB, 6MB RAM recommended)

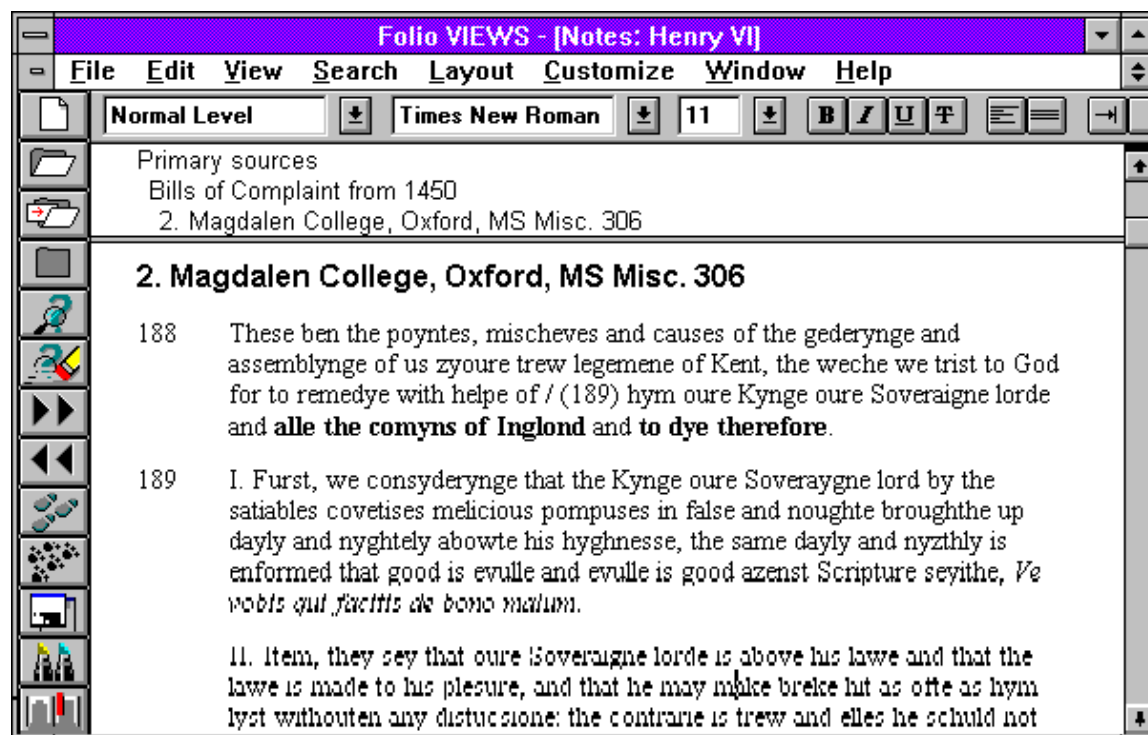
\$295

Folio Corporation, 5072 North 300 West, UT 84604, Provo, U.S.A.

Tel: +1 801 2296700 Fax: +1 801 2296790

E-mail: webmaster@folio.com

<http://www.folio.com/>



ideaList

A flexible free-form database capable of holding all sorts of semi-structured information. All of the text entered into the database is immediately indexed so that searches, even on very large databases, only take a matter of seconds. It comes with a database reader with licence for unlimited academic use. The latest version had improved importing and exporting facilities, graphics handling and spelling checking.

Windows, Macintosh, MS-DOS

Academic Price: Win. and Mac: £206.50, DOS £192.50. Discounts for multiple copies.

Blackwell Scientific Software, BSP Ltd, Osney Mead, OXFORD OX2 OEL

Tel: +44 (0) 865 791738

E-mail: marketing@blacksci.co.uk

<http://www.blackwell.com/>

MAX

A specialized program for qualitative text analysis. It has been commonly used for descriptive/interpretive analysis. It has more similarity to a database than most qualitative analysis programs. Its distinction is that it works not only with narrative text, but with multiple-choice data as well, which can be used to enhance the analysis of the coded data. The program prepares files for socio-demographic and multiple choice data

Data Analysis – Textbase managers

that can be exported into most statistics programs. String searches in the data text include wild card, exact match, and word combinations.

PC compatibles (MS-DOS, 450 KB)

US \$: 220

Hoffman H., Qualitative Research Management, 73-425 Hiltop Road,
CA 92241, Desert Hot Springs, U.S.A.
Tel. +1 619 329-7026 Fax: +1619 329-0223
E-mail: Hallock_Hoffman@mcimail.com

Tabletop

Tabletop animates data to create visual environments. You can categorize and measure, organize and arrange, represent and interpret, and graph and analyze. Tabletop represents data as mobile icons that can arrange themselves into such forms as box plots, crosstabulations, histograms, scatter plots, and Venn diagrams, under the user's control. This capability, coupled with options for labeling and marking groups of icons or performing summary computations, allows you to view the same data in different ways.

PC compatible (Win 3.1, 386SX or higher, 4MB RAM, VGA);

Macintosh (System 7.0 or higher)

School Edition, \$89.95; Lab Pack, \$179.95; Site License/Network Version, \$895.00.

Distributed by Broderbund Software, P.O. Box 6125, Novato, CA 94948-6125;

TERC, Technical Education Research Centers,

2067 Massachusetts Ave., Cambridge, MA 02140

Tel: +1 617 547 0430

<http://www.terc.edu/byterc/byterc.html>

TACT 2.1

An interactive text retrieval program. It works with a textual database, an indexed file which must first be created with its utility MAKBAS. After selecting a text, the user can

SocInfo Guide to IT Resources 4th Edition

scroll around a list of words and select one or more of interest. The occurrences of these words can be displayed as full texts (a screen full of surrounding text), in KWIC format (with user-defined context), or in index format (one line of context), as well as a distribution showing the density of occurrences of the words in certain areas of the text.

PC compatible.

Free download or on disk Cdn\$30.00 and £12.00 from addresses below.
Centre for Computing in the Humanities, Robarts Library, Room 14297A,
University of Toronto, Toronto, Ontario, M5S 1A5, Canada.

E-mail: CCH@EPAS.UTORONTO.CA.

or: CTI History, University of Glasgow, 1 University Gardens, Glasgow, G12 8QQ.

Tel: +44 (0) 141 330 4942; Fax: +44 (0) 141 330 5518;

E-mail: ctich@glasgow.ac.uk.

Download from: <http://www.chass.utoronto.ca:8080/cch/tact.html>

Reviews: Hughes, L., 'TACT: Some Observations on its Applications', *Computers & Texts* 1 (May, 1991), 6-7.

Textbase Alpha

A qualitative data analysis package that allows researchers to code from the beginning to the end of sentences rather than by line numbers. The package allows overlapping and nesting of codes. For sorting and collating coded segments, Textbase Alpha provides an entry screen into which to type code names and search criteria. Normally, the search involves all data files of a search project (up to 200 files can be handled in a single "project"). Searches can also be conducted selectively by specifying the values of socio-demographic variables or of other identifiers.

Hardware: IBM PC, 126KB RAM

Cost: \$150.00

Bo Sommerlund, Psykologisk Institut, University Aarhus,
Asylvej 4, 8240, Risskov, Denmark

Hoffman H., Qualitative Research Management, 73-425 Hiltop Road,
CA 92241, Desert Hot Springs, U.S.A.

Tel: +1 619 329-7026 Fax: +1 619 329-0223

E-mail: Hallock_Hoffman@mcimail.com

SCROL

Edited by Liz Stanley.

Sociological Research Online is an electronic journal which publishes high quality applied sociology, focusing on theoretical, empirical and methodological discussions which engage with current political, cultural and intellectual topics and debates.

<http://kennedy.soc.surrey.ac.uk/socresonline/>

Code-and-retrieve packages

Code-A-Text v.6

Specifically designed to facilitate the in depth analysis of texts. Code-A-Text was written to help in the training of psychotherapists. It was originally designed to facilitate the analysis of therapeutic conversations where clinicians, teachers and research workers wanted to understand the ideas and structures underlying the “texts”. Recently, Code-A-Text has been applied to other types of “texts”, including process (field notes), responses to open ended questionnaires and reports. Code-A-Text supports the coding of documents, transcripts or sound files.

PC compatibles (Win 3.1+)

Dr. Alan Cartwright, Director of the Centre for the Study of Psychotherapy,
University of Kent at Canterbury. UK.

E-mail 100303.1500@Compuserve.com

http://ourworld.compuserve.com/homepages/code_a_text

Downloadable demonstration of Code-A-Text (codpres.zip) and an evaluation program
(restricted in size and number of texts):

<ftp://ftp.soc.surrey.ac.uk/pub/caqdas/pc/codatext>

Version 6 from: <ftp.ukc.ac.uk/pub/ac10>

Data Collector 2.0.2

This tool enables educators, researchers and students to organize and analyse qualitative data in an easy-to-use format. The Data Collector stack aids researchers in analysing textual data obtained from interviews, observation, surveys, journals and other documents in order to look for patterns and identify themes. It features a coding menu, Boolean searching, sorting options, comparative viewing and the ability to import and export text.

Macintosh

\$59 (Single copy) \$249 (Site licence)

Capedia, 11 Lower Dagnall Street, St Albans AL3 4PE

ESA

Event Structure Analysis (ESA) is an on-line Java program that helps you analyze sequential events. Prerequisite analysis produces a diagram showing how some events are necessary for other events, and how abstract events are represented in concrete happenings. You can test whether the diagram works as a grammar explaining the sequence of events. Composition analysis involves coding agent, action, object, instrument, setting, alignment, product, and beneficiary of each event. This lets you determine how people, things, and actions were linked by the events. ESA updates Ethno, published for DOS computers in 1988, which dealt only with prerequisite analysis.

Any platform with browser supporting Java, eg. Win 95, Macintosh PPC, UNIX.

Free

Written by David Heise

Ethno

A program for studying concepts and their logical connections, and for discovering systems of rules which govern action, ETHNO facilitates computer-assisted construction and testing of action grammars to interpret texts. Designed to help define the relations among abstract events, and their representation in concrete events by defining rules that govern action. The user enters events in the order they happened during an incident and the program asks which earlier events were necessary for the last one and then draws a diagram to show the structure of prerequisites. It then assesses whether the sequence of events fits the restrictions that you defined and suggests possible ways in which any inconsistencies might be solved.

PC compatible with 512KB RAM; DOS 2.1 or higher.

Cost: Free

Availability: National Collegiate Software, Duke University Press,
6698 College Station, Durham, NC. 27708, USA.

Tel: +1 919- 684-6837 or +1 919-737-2468.

David Heise (<http://ezinfo.ucs.indiana.edu/~heise/home.html>)

Available from: http://gopher.indiana.edu:2002/socpsy/ftplib/C_ETHNO.ZIP

See: *Using Computers in Qualitative Research* London: Sage 1991

HyperQual v. 2

A qualitative data analysis package. The program consists of special stacks designed to hold and organize your data. Coding consists of highlighting relevant text chunks and sending them to a pre-specified stack. Codes can be attached by browsing through the stacks and multiple codes can be attached to each chunk of information. Codes can be added, changed or deleted. HyperQual2 offers special stacks for narrative responses from questionnaires, etc., so that these responses can easily be sorted according to the various questions even before any coding is done. Any card created can be printed out. At extra cost an "Introductory Guide" is available. Available as a stand alone application or as a HyperCard stack.

Macintosh (HyperCard version needs HyperCard Player), 4MB RAM

Price: In USA: \$180.00 + p&p.

Produced by: Ray Padilla, 3327 N. Dakota, Chandler, AZ 85224, USA

Hoffman H., Qualitative Research Management, 73-425 Hiltop Road,

CA 92241, Desert Hot Springs, U.S.A.,

Tel. +1 619 329-7026 Fax: +1 619 329-0223

E-mail: Hallock_Hoffman@mcimail.com

See *Using Computers in Qualitative Research* London: Sage 1991

Hypersoft v. 3.01

Hypersoft 3.01 is designed as a core application to which you can add other tools as required. It supports conceptualization and comparison through 'index & retrieve' procedures. Conceptualization is supported by integrating categories and memos with text entries and providing a dictionary for defining and logging concepts. When inspecting index files, you can switch instantly between viewing your category, memo, text and info entries. Comparison is supported through procedures for selecting cases for

Data Analysis – Code-and-retrieve packages

analysis, retrieving index entries and reviewing results. The most innovative features lie in the add-on tools which support for example linking, mapping and matrix analysis. Some 30 additional procedures can be acquired individually or in families as they become available.

Macintosh, 1MB RAM min. (2MB RAM with colour/large windows)
 £35 postgrads and upgrades, £55 personal use by employees in educational institutions,
 £75 commercial use (including purchase from departmental and research grants),
 Plus P&P. £4 UK £10 Overseas.

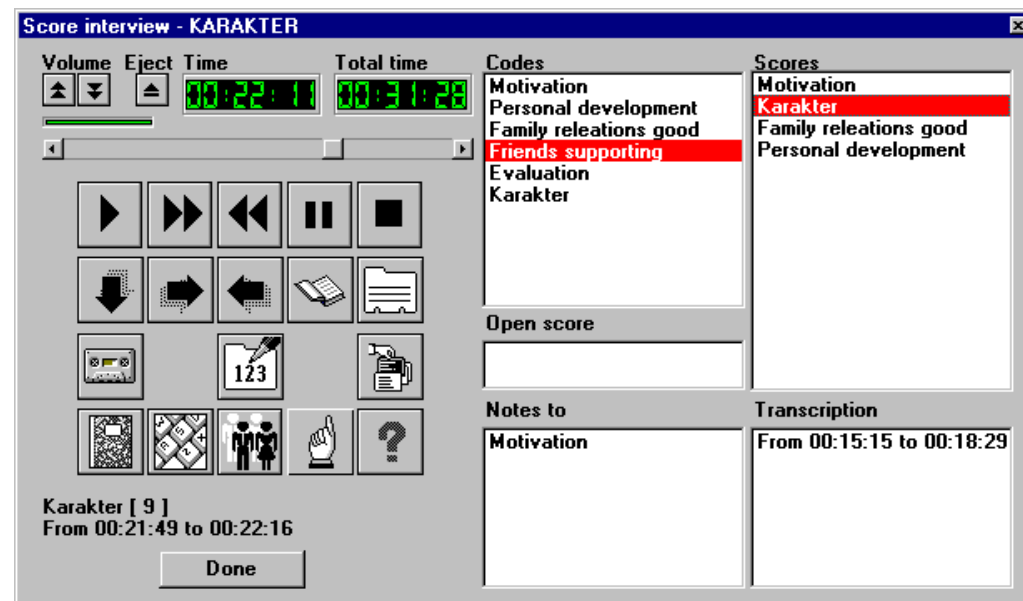
Ian Dey, The Department of Social Policy, The University of Edinburgh,
 AFB, George Square, Edinburgh EH8 9LL.

Tel: +44 (0) 131 650 3917 Fax: +44 (0) 131 650 3919

E-mail: I.Dey@ed.ac.uk

Demo: <ftp://ftp.soc.surrey.ac/pub/caqdas/mac.Hypersoft.sea.hqx>

Kit



Kit (Qualitative Interview and Therapy Analysis) is a computer program to analyse qualitative data, where the qualitative data is represented as near as possible to the original source. Interviews, speeches or talks are saved either directly on the computer or transferred from recordings to the computer. You get the intentions in voices, the emotions in voices - and a real time frame. Avoids many errors or interpretations encountered in transcriptions and the burden of transcription. Searching through tapes just to find one spot is very slow, meaning you can easily lose the track of the enquiry - this is eliminated in Kit by the quick jumping and shifting.

PC compatible with Windows.

Price on application.

Private mobile phone + 45 40 78 91 31

Office phone + 45 89 42 49 66

Carl Verner Skou, Department of Psychology, University of Aarhus,
 Asylvej 4, DK-8240 Risskov, Denmark

SocInfo Guide to IT Resources 4th Edition

Kwalitan v. 4.0

Kwalitan is menu driven, supporting the analysis of qualitative data, such as the protocols of interviews and observations, or existing written material, such as articles from newspapers, annual reports of enterprises, ancient manuscripts. The program has been developed in accordance with the narrowly elaborated procedures of the so called grounded theory approach, in which the researcher tries to generate a theoretical framework by means of an interpretative analysis of the qualitative material. The program can also be used in situations in which the researcher already has a theoretical framework and an elaborate list of codes. An English translation of the most recent version (4.0) is now available.

PC compatible with DOS 2.0+, 400KB RAM
\$220 single user (price includes shipping & handling, excludes taxes)
iec ProGAMMA, Grote Rozenstraat 15, PO Box 841, 9700 AV Groningen, The Netherlands
Tel. +31 50 363 6900 Fax. +31 50 363 6687
E-mail gamma.post@gamma.rug.nl
<http://www.gamma.rug.nl>
Demo available from CAQDAS: <http://www.soc.surrey.ac.uk/caqdas/packages.htm>
<http://www.kun.nl/methoden/kwalitan/>

QED-Analysis

This program is developed for researchers working with qualitative data (interviews, observation-data, questionnaires, monographs, archive materials, etc.). Use QED-Analysis for efficient storage and retrieval, or for highly structured, cyclical coding and hypothesis testings. Provides an on-line notebook, in which you can make notes, jot down thoughts, provide documentation on codes and sets, or just brainstorm. You can create lasting links between these notes, organized on cards, and data cards or codes.

Data Analysis – Code-and-retrieve packages

You can define your own way of organizing the data by dividing the data into meaningful chunks, placed on data cards. QED allows you to define up to three variables in each data file to identify the data on the cards.

PC compatible with Win 3.1+, Macintosh
Price Dutch fl 375 + VAT
MiMiC/TriMM, P.O. Box 1208, 7500 BE Enschede, The Netherlands
Fax: +31 53 4353027
E-mail: support@qed.mimic.nl
<http://www.trimm.nl/qed/>
Demo for download: <http://www.trimm.nl/qed/download.stm>

QUALPRO

This qualitative data analysis package has a two-step coding procedure. The basic coding and retrieving functions are provided by the main program. The auxiliary functions are grouped together as utilities. The program supports intercoder reliability measures. It works with pairs of identical copies of data files that were coded by different people or at different times. The researcher can create a table that shows for each line of text which code was attached by which coder, thus supporting the training of coders.

PC compatible, MS-DOS 2.0 or higher and 640KB RAM
\$103
Dr. Bernard Blackman, 5337 College Ave, Suite 530, Oakland, CA 94618 USA
E-mail: 73477.3727@compuserve.com
Hoffman H., Qualitative Research Management, 73-425 Hiltop Road,
CA 92241, Desert Hot Springs, U.S.A.,
Tel. +1 619 329-7026 Fax: +1 619 329-0223
E-mail: Hallock_Hoffman@mcimail.com

See "Using Computers in Qualitative Research" London: Sage 1991

TAP (Text Analysis Package)

TAP is a series of procedures for analysing any type of text data. With TAP it is possible to add codes to a text file; to search for patterns among the codes; to retrieve lines of text associated with codes or code patterns; and to compute frequency tables for codes.

PC compatible with 640K of RAM and 2 disk drives; MS-DOS 2.1 or higher.
Price: \$75.00.
Hoffman H., Qualitative Research Management, 73-425 Hiltop Road,
CA 92241, Desert Hot Springs, U.S.A.,
Tel. +1 619 329-7026 Fax: +1 619 329-0223
E-mail: Hallock_Hoffman@mcimail.com

Kriss A. Drass, Dept. of Sociology, Southern Methodist Univ., Dallas, TX 75275, USA.
Review: in *Using Computers in Qualitative Research* London: Sage 1991

The Ethnograph

Version 4.0 of this qualitative data analysis package allows for one or two-step coding procedures. The program creates a master code list from which the researcher can choose when coding. Correcting and changing of any coding is well-supported. Searches can be made for codes that co-occur anywhere in the same file and code frequencies can be

SocInfo Guide to IT Resources 4th Edition

computed. New Features include on screen coding, Memos, Master List (Create lists of all the code words and identifiers in data files. Select codes from lists for searches and for coding), Code Book, Editor, Search Filters (Use Face Sheets, Identifier Sheets, and Identifiers to filter a search), Search Output Types (Generate output as segments, summary reports or frequencies)

PC compatible (2MB RAM 2MB HD)

Single Copy \$200, 3+ copies \$150, 10+ copies \$130, Manual Only \$25.

Site/Network Licenses available.

Hoffman H., Qualitative Research Management, 73-425 Hiltop Road,

CA 92241, Desert Hot Springs, U.S.A.,

Tel. +1 619 329-7026 Fax: +1 619 329-0223

E-mail: Hallock_Hoffman@mcimail.com

Qualis Research Associates, PO Box 2070, Amherst, MA 01004

Tel: + 1 413-256-8835 Fax: + 1 413-256-8472

E-mail: Qualis@QualisResearch.com or Qualis@MCIMail.com

<http://www.qualisresearch.com/>

Demo from CAQDAS: <http://www.soc.surrey.ac.uk/caqdas/packages.htm>

WINMAX, v. 1.0

Analyses qualitative data like interview transcripts, field notes, documents, and letters. Codewords can be attached to text segments. Hierarchical codeword systems with unlimited levels of hierarchy can be defined. WINMAX is a code-and-retrieve program that allows to retrieve text segments depending on the codewords and their co-occurrence. Additionally, a second order coding process is supported, where quantitative variables may be defined. These data may be exported to SPSS and other statistical programs.

PC compatibles (Windows, 3.1 +, 4 MB RAM, 1 MB HD)

US \$: 305 - 480

Kuckartz U., Humboldt Universitat, Institut für Rehabilitationswissenschaft,

Unter den Linden 9, 10099, Berlin, GERMANY

Tel: +49 30 20932512 Fax: +49 30 20932576

iee ProGAMMA, Grote Rozenstraat 15, PO Box 841, 9700 AV Groningen, The Netherlands

Tel. +31 50 363 6900 Fax. +31 50 363 6687

E-mail gamma.post@gamma.rug.nl

<http://www.gamma.rug.nl>

Download Demo: <ftp://ftp.soc.surrey.ac.uk/pub/caqdas/pc/winmax.zip>

Ref: Kuckartz, U. (1995), Case-oriented quantification. In: Kelle, U. (Ed.), *Computer-aided Qualitative Data Analysis. Theory, Methods and Practice*. London: Sage.

Theory-building software

AQUAD

AQUAD generates theory on the basis of qualitative data. Coding may be done in AQUAD either directly on the screen, or in a two-step procedure. In addition to codes, qualitative or quantitative “variables” (e.g., gender, age, profession, specific preferences of the research subjects) may be entered which can be used in combination with the regular codes for selective searches. AQUAD offers 12 pre-formulated “linkages” into which the researcher may enter the codes or variables whose relationships s/he wants to explore. Search for words and phrases, compute their frequency and extract words together with their context. Attach comments to codes and memos to text segments.

PC compatibles, MS-DOS, 1MB HD

DOS: US \$ 230/DFL 370

Hoffman H., Qualitative Research Management, 73-425 Hiltop Road,
CA 92241, Desert Hot Springs, U.S.A.,

Tel. +1 619 329-7026 Fax: +1 619 329-0223

E-mail: Hallock_Hoffman@mcimail.com

iee ProGAMMA, Grote Rozenstraat 15, PO Box 841, 9700 AV Groningen, The Netherlands

Tel. +31 50 363 6900 Fax. +31 50 363 6687

E-mail gamma.post@gamma.rug.nl

<http://www.gamma.rug.nl>

ATLAS/ti

95

ATLAS/ti is an easy to use, yet powerful computer software for the support of qualitative data analysis, text interpretation, text management and “grounded” theory building. It offers a non-hierarchical, exploratory approach to the complex phenomena hidden in textual, graphical and audio data. It supports many of the activities involved in text analysis and interpretation, particularly selecting, coding, annotating, and comparing noteworthy segments. This leads to actual theory building, the creative conceptualization phase. ATLAS/ti provides a comprehensive overview of the work; as well as rapid search, retrieval, and browsing functions of all data segments and notes relevant to one idea. ATLAS/ti’s unique network building feature allows you to visually “connect” selected passages, memos, and codes by means of diagrams. This feature allows you to construct concepts and theories based on visible relations - often bringing to light yet other relations. You may instantly revert back to your notes or primary document selection at any time. Other features include: on-screen, drag-and-drop coding, single character minimum text unit, hypertext links between data segments, hierarchical browser for navigation inside project, and SPSS job generation.

PC compatible (MS-DOS and new version for Windows 95)

Cost: 990DM, Academic price 590DM (discounts for site licences)

Thomas Muhr, Scientific Software Development, Trautenastr. 12,
D-10717 Berlin, Germany.

Fax: +49 30 86 42 03 80

E-mail: InfoLine@atlasti.de

<http://www.atlasti.de>

SocInfo Guide to IT Resources 4th Edition

Demo version available from <http://www.atlasti.de>

HyperRESEARCH v. 2

Facilitates the coding, retrieval, and analysis of textual material. Reporting features include Boolean searches of code combinations. The built-in "Hypothesis Tester" uses artificial intelligence techniques to provide a semi-formal mechanism for theory-building. Using artificial intelligence techniques, HyperRESEARCH enables you to test hypotheses or propositions against each case in your study to see if your coding supports your ideas. You build 'if-then' rules, one at a time as shown below. Each rule you create is added to a rule list. When you are ready, you can choose to display the report generated from your rule list. Current v. 1.57 for MS-DOS and v. 1.56 for Macintosh, due to be replaced soon by v. 2 for Windows and Macintosh. Major enhancements include multimedia coding capability so you can code images, digital audio, digital video and off-line sources as well as text.

PC compatible (4MB RAM, 2MB HD); Macintosh (4MB RAM, 2MB HD)

1-2 copies \$225.00 each, 3-9 \$193.50 each, 10+ \$180.00 each. Lab Packs

(Site Licenses available)

Hoffman H., Qualitative Research Management, 73-425 Hiltop Road,

CA 92241, Desert Hot Springs, U.S.A.,

Tel. +1 619 329-7026 Fax: +1 619 329-0223

E-mail: Hallock_Hoffman@mcimail.com

Researchware Inc., P.O.Box 1258, MA 02368-1258, Randolph, U.S.A.

Tel. +1 617 961 3909 Fax: +1 617 961 3909

Data Analysis – Theory-building software

E-mail: researchwr@aol.com

<http://members.aol.com/researchwr/index.html>

Demos: Mac - <ftp://members.aol.com/researchwr/hrmacdemo.sea.hqx>

Windows - <ftp://members.aol.com/researchwr/hrwindemo.zip>

Demo from CAQDAS: <http://www.soc.surrey.ac.uk/caqdas/packages.htm>

NUD•IST 4

NUD•IST (Non-Numerical Unstructured Data – Indexing Searching and Theorizing) supports the qualitative analysis of on-line and off-line unstructured data. Retrievals use a complete set of Boolean operators on the indexing categories, as well as a set of non-Boolean operators which encourage the generation and exploration of new ideas. All retrievals are added back to the indexing system as additional indexing categories, and are available as the basis of further and more abstracted retrievals. To support emerging theory, indexing categories are independent objects which may be modified, titled, have text comments added, and be shifted to other locations in the indexing structure. NUD•IST 4 has a redesigned interface with “live” access to text coded at a node, offers the “explorer” display of an Index System integrated with hierarchical tree as option, is directly linked with Decision Explorer and Inspiration, has direct import and export from and to SPSS and any other statistics package, spreadsheet or table-based software. QSR Merge is now included and this also provides for the translation of projects between Macintosh and PC.

Macintosh (v. 3.0.5 for Mac, 4MB RAM), Windows (3.0.4 for Windows, 8MB RAM).

£195 (single user educational), £345.00 (single user commercial)

multi-user license extensions available at volume discount.

Scolari, Sage Publications, 6, Bonhill Street, London. EC2A 4PU

Tel. +44 171 330 1222 Fax. +44 171 374 8741

E-mail: nudist@sagepub.co.uk

Demo available from: <ftp://qsr.latrobe.edu.au/>

and CAQDAS: <http://www.soc.surrey.ac.uk/caqdas/packages.htm>

<http://www.qsr.com.au/>

<http://www.sagepub.co.uk/scolari/qsr.html>

SocInfo Guide to IT Resources 4th Edition

See article by Tom Richards in *SocInfo News Letter* **14**

QCA

Qualitative Comparative Analysis version 3.0 is a special-purpose program designed to analyze quantified data from multiple cases. It is a theory-building, data processing program, not a code-store-retrieve program as such. It is built around Ragin's ideas on comparative analysis, using Boolean logic. The aim is to find patterns or configurations of variables within each case, and to show how, across a number of cases, these patterns lead to an outcome. The same outcome may in fact be achieved through different causal combinations, so 'families' of cases can be sorted out.

PC compatibles (MS-DOS, 3.0 +, 512 KB RAM, 1 MB HD)
US\$: 25

Written by Drass K.A., Center for Urban Affairs and Policy Research, Northwestern University, USA
Chambers A., Center for Urban Affairs and Policy Research, Northwestern University,
2040 Sheridan Rd., IL 60208-4100, Evanston, U.S.A.
Tel: +1 708 4918712
E-mail: achambers@nmu.edu

Data Analysis – Video links

Video links

There's a WWW paper on this general topic, including discussion of software, by University of Toronto researchers:

<http://anarch.ie.utoronto.ca/publications/vesda.html/>

CVideo

Video annotation tool that helps you analyze, annotate and locate specific scenes on videotape or laserdisc. Cvideo integrates a special word processor with a video controller. The video controller provides direct control of your video player with single keystrokes and mouse clicks. The word processor lets you take notes and stamp start and end times that link each note to a video scene. Once a video is annotated, Cvideo can fast forward automatically to any video scene or note. Links the Mac to a video player via a simple cable. Does not need special video cards. Works with Sony camcorders, VCRs with LANC remote, Sony Vdeck and Vbox and Panasonic VCRs with 5 pin remote. Cvideo 1.5 can export data in NUD•IST format allowing access to all NUD•IST's features. Supports Apple Events and Apple Script.

Macintosh with 2MB RAM.

\$ 200.00

Knowledge Revolution, 15, Brush Place, San Francisco, CA 94103 USA

Tel +1-415-553-8153 Fax +1-415-553-8012

MacSHAPA v. 1.0.3

MacSHAPA is a Macintosh-based software environment that supports observational data analysis, including the analysis of video. Qualitative and quantitative analysis activities are both supported. Users may simply browse video records, making unstructured comments that can later be searched or used to access interesting parts of the video. Alternatively, users may develop coding schemes within MacSHAPA, tag their video records or data files with these codes, and then use statistical routines to analyse the data once fully encoded. MacSHAPA can be used for observational studies in cognitive engineering, cognitive modelling, human-computer interaction, developmental psychology, group decision making and teamwork, CSCW environments, analysis of emergency response, and in many other domains.

Macintosh (8 MB RAM, 1.5 MB HD)

\$80

CSERIAC Program Office, AL/CFH/CSERIAC Building 248,
2255 H Street, Wright-Patterson AFB, OH 45433-7022, USA.

Tel: +1 513 255-4842 Fax: +1 513 255-4823

E-mail: CSERIAC@falcon.al.wpafb.af.mil

<http://www.aviation.uiuc.edu/institute/acadprog/epjp/MacShapa.html>

<http://asc.dtic.dla.mil/iac/cseriac/macshapa.html>

Reviews *Psychology Software News*, Vol 6 No 1, September 1995.

Sanderson, P.M.J., Scott, J.J.P., Johnston, T., Mainzer, J., Watanabe, L.M., & James, J.M.

(1994). MacSHAPA and the enterprise of Exploratory Sequential Data Analysis

(ESDA). *International Journal of Human-Computer Studies*, 41, 633-668.

The Observer v. 3

Professional system for collection, analysis and management of observational data. For 'live' data entry by a human observer or from video tape, using a desktop or hand-held computer. During an observation session, key presses are used to log events and the time at which they occur. You can also use a mouse or a computer pen as the input device. You can explore your data in time-event tables and plots, or generate reports with statistics on frequencies and durations, the sequential structure of the process or the co-occurrence of events. Video tape analysis system (Window only) allows time coding of videos for analysis.

Macintosh (8MB RAM, 10MB HD), Windows 3.1+ (8MB RAM, 10MB HD)
US \$: 1650 - 3325

Noldus Information Technology b.v., Costerweg 5,
P.O. Box 268, 6700 AG Wageningen, The Netherlands
Tel: +31-(0)317-497677 Fax: +31-(0)317-424496
E-mail: info@noldus.nl

<http://www.diva.nl/noldus/index.html>

Windows demo: <http://www.diva.nl/noldus/dldemo.htm>

Reviews: Boccia, M.L. (1995). 'Practical computing: The Observer version 3.0'. *Practicing Anthropology*, **17** (1-2), 59-61; Hall, S. (1995). 'Review of The Observer 3.0'. *Journal of Child Psychology & Psychiatry*, **36**, 1495-1498.

VTLOGANL

VTLOGANL: Coding and analysing videotaped data. VTLOGANL slaves a videos deck to a computer system which allows the coding of pulsed or duration events which have been recorded on video. The researcher can define up to 9,999 codewords for each project and organize any combination of up to 30 of those codewords for each elapsed second of logged time.

IBM PC

Free. Send MS-DOS formatted disk to authors or via ftp from
<ftp://ftp.ilstu.edu/tierlab/vtloganl>

J.B.Hecht, Technological Inovations in Educational Research Laboratory,
College of Education, Illinois State University, Normal, IL 61790-5900 USA
E-mail: jbhecht@ilstu.edu

Software to add?

If you are using or know of any software which will be of interest to academics in politics, sociology or social policy and it is not included in this Guide then please get in touch with the Centre and let us know about it. You might even consider writing a review of it for the SocInfo newsletter.

Concordance

Conc v. 1.71

A text retrieval tool which generates concordances and indexes, and then displays the original text, the concordance, and the index in separate windows. Clicking on a word in any one of the three windows causes the other two windows to display the entries for the same word. Conc permits the user to define the sorting order and to limit the concordance to words that match specified patterns (GREGP expressions). It can also produce letter concordances to facilitate phonological analysis. Concordances can be both printed and exported to plain text files.

Macintosh SE/30 or higher, and about 2.5MB of RAM to process a novel.

Conc Version 1.71 is a beta test version offered as 'freeware' from
<ftp://ftp.sil.org/pub/software/mac>

Contact: lexical@nmsu.edu for further information.

International Academic Bookstore, Summer Institute of Linguistics,
7500 W. Camp Wisdom Road, Dallas, TX 75236, USA.

Tel: 214-709-2404 Fax: 214-709- 2433

E-mail: academic.books@sil.org

Concorder

Concorder is a concordance package for the Apple Macintosh. It is available in English or French (the French version of the package is called Le Concordeur). It allows straightforward concordancing and indexing, and supports several modern languages, including Russian. Previously prepared text can be imported into the editor, or it can be entered directly, but at present the input must be in a single file.

Mac Plus or higher with a minimum 2MB RAM for a text of 500K.

Software and manual CDN\$100.00, US\$92.00.

Developed by: T. Patera, Department of Russian and Slavonic Studies, McGill
University, and David Rand, Les Publications CRM, Université de Montreal, C.P. 6128-
A Montreal, Quebec H3C 3J7, Canada.

Tel: 514-343-6111 ex. 4726;

E-mail: rand@ere.umontreal.ca

Availability: From David Rand, as above.

Review: Corré, A. D., 'Concorder: Concordance Software for the Macintosh',
Computers and the Humanities **26.5-6** (1992), 463-4.

Longman Mini Concordancer

A DOS-based concordancing/browsing package whose main function is to produce a Key-Word-In-Context (KWIC) concordance. The search string may be a single word, part of a word, or a regular expression using conventional wildcard symbols. Input to the program is normal ASCII text, rather than the pre-built indexes required by some programs. Limitations are its relative intolerance of non- English alphabets maximum 50,000 words text-size.

SocInfo Guide to IT Resources 4th Edition

PC compatibles. (Hard disk desirable. Maximum text size depends on available RAM)
From book shops (ISBN: 03816-2) at a cost £132.87 incl. VAT.
Academic site licences costing £100.00 excl. VAT may be obtained
by contacting Denise Denney, Longman Group UK Ltd.,
Longman House, Burnt Mill, Harlow, Essex CM20 2JE, UK.

Refs: LMC Handbook (supplied with program) by Chris Tribble (1989); Tribble, and
Jones, *Concordances in the Classroom* (Longman, 1990).

MicroConcord

A concordance program developed specifically for the language teacher and learner. The program enables the user to search through texts for words or combinations of words. Each occurrence is presented in a line of context. The context of any given occurrence can be expanded, and concordances can be sorted and analysed in different ways including statistically.

PC compatible, MS DOS 3 or higher; a minimum of 220K RAM.
Single user: £125.00; site licence: £295.00. Corpus collections A and B: £55.00 each.
Site licence for corpus collections A and B: £145.00 each.
Oxford University Press, Electronic Publishing, Walton Street, Oxford OX2 6DP, UK.
Tel: +44 (0) 865-56767.

Oxford Concordance Program (OCP) and Micro- OCP



OCP makes word lists, indexes, and concordances from texts in any language and in any alphabet. It is a general purpose tool for text analysis and is suitable for applications such as stylistic analysis, vocabulary acquisition, dictionary making, textual editing, and content analysis. OCP operates on a raw text file and text can be prepared using any word processor that can produce a plain ASCII file. OCP accepts text in a variety of input formats. There are no restrictions on the use of characters in the text and up to 8 keyboard characters may be used to represent one letter. The text may contain editorial or other matter which is ignored by the program for the purposes of searching but included in the concordance contexts if desired. The user may define an alphabetical order. OCP is command-driven. The commands consist of simple English words. Every command has a built-in default and commands may be abbreviated down to the first three letters.

PC compatibles (MS-DOS, 512KB RAM, with HD).
OCP FORTRAN code runs on any mainframe/OS, incl. VM/CMS, VMS, UNIX.
Prices: single user: £175.00; depart. licence: £495.00; site licence: £1,000.
Micro-OCP from Oxford University Press, Electronic Publishing,
Walton Street, Oxford OX2 6DP, UK.
Tel: +44 (0) 865-56767.

Refs.: Lessard, G., 'Using an Optical Reader, the OCP and ARRAS: the Experience at Queen's', *Ontario Humanities Computing* 2.1-2 (April, 1988), 2-5.
Jackson, H., 'OCP and the Computer Analysis of Texts: the Birmingham Polytechnic Experience', *Literary and Linguistic Computing* 5.1 (1990), 86-88.

Content Analysis

CETA

CETA, Computer-aided Evaluative Text Analysis, is a program for the analysis of texts. CETA is based on the NET method, which assumes that a text consists of a collection of statements which describes the relations between meaning objects, i.e., the words about which information is given. By parsing every sentence of a text, CETA represents the text as a network. Subsequent analysis of this network may reveal the discourse underlying the text.

PC compatible (640KB RAM, 200KB HD)
\$220 single user license (price includes shipping & handling, excludes taxes)
iec ProGAMMA, Grote Rozenstraat 15, PO Box 841, 9700 AV Groningen, The Netherlands
Tel. +31 50 363 6900 Fax. +31 50 363 6687
E-mail gamma.post@gamma.rug.nl
<http://www.gamma.rug.nl>

Ref. van Cuilenburg, J.J., Kleinnijenhuis, J., de Ridder, J.A., 1988. Artificial Intelligence and Context Analysis. *Quality and Quantity* **22**, 65-97.

CLASS, v. 1.0

Class 1.0 is a menu-structured system to convert classifications of existing knowledge bases. Apart for an example knowledge base, a base for occupational classifications is available. The on-line help of the program gives information on menu options and on the base-dependent classifications. The feedback of the program is sufficient. Menus are well-structured. Data can be entered interactively or can be read from files with user-defined formats. The output of a conversion can be redirected to the screen, or to an ASCII output file, which also has a user-defined format. There are two manuals: one describes the Class program and the other describes the knowledge-based system for occupational classifications.

PC compatibles (640KB RAM, 1.3MB HD)
US \$: 330 - 660
iec ProGAMMA, Grote Rozenstraat 15, PO Box 841, 9700 AV Groningen, The Netherlands
Tel. +31 50 363 6900 Fax. +31 50 363 6687
E-mail gamma.post@gamma.rug.nl
<http://www.gamma.rug.nl>

Ref. Popping, R., 1991. *CLASS, A Knowledge Based System for Converting Classifications*. The Netherlands, Groningen: iec ProGAMMA.

INTEXT 3.0

A menu-driven program for the analysis of texts. It will accept texts in most machine readable formats and produces results in a format compatible with the PC version of SPSS. It can create word lists with their frequency, reverse word lists, word sequences, KWIC/KWOC, content analysis with interactive coding of ambiguous and or negated search entries. The different modules for text analysis, can also be used separately. INTEXT performs the following types of analysis: content analysis, readability analysis, cluster analysis, correspondence analysis, personality analysis, and word analysis. The word lists can be manipulated with sorting, merging, and converting options, and including and excluding strings. (Windows version under development.)

SocInfo Guide to IT Resources 4th Edition

PC compatible (RAM configured as EMS/XMS, 1.5 MB HD.
Cost: Contact Publisher, different versions for 386, 486 and Pentium. Academic prices from DM200 for student version to DM15000 for campus licence for Pentium version.

Commercial rate, 5 times academic rate.

Dr. Harald Klein, Friedrich-Schiller Universitaet Jena,
Institut fuer Soziologie, D-07740 Jena, GERMANY

Tel: +49 3641 6 31101 Fax: +49 3641 6 31075

E-mail: Klein@soziologie.uni-jena.de

Test version is available for 50 DM (US \$36) with file size is limited to 10 KB.

<ftp://ifsws.soziologie.uni-jena.de/pub/intext/itx-test.exe>

Ref: Klein, H., & Giegler, H. (1994). Correspondence Analysis of Text Data with INTEXT/PC. In M. Greenacre & J. Blasius (Eds.), *Correspondence Analysis in the Social Sciences* (pp. 283-301). London: Academic Press.

MECA, v. 1.0



MECA is a specialized research collection with 15 programs - routines for constructing and working analytically with the structure of conceptual networks and doing numerical content analysis of the data.

PC compatible (DOS, 2.0 +, 640 KB RAM, 1 - 2 MB HD),
Macintosh (604 KB RAM), UNIX (1MB RAM)

Price range US \$: 60 - 200

Carley K.M., Carnegie Mellon University, Department of Social and Decision Sciences,
5000 Forbes Ave, PA 15213-3890, Pittsburgh, U.S.A.

Tel: +1-412-268 2833

E-mail: Kathleen.Carley@Centro.SOAR.CS

Refs.: Carley, K. (1993). Coding choices for textual analysis: A comparison of content analysis and map analysis. In P. Marsden (Ed.), *Sociological Methodology* (Vol 23, pp. 75-126). Oxford: Blackwell

PLCA v. 2.0

PLCA, Program for Linguistic Content Analysis, is an aid to perform statistical analyses with texts as data. PLCA provides a means for mapping texts into a data matrix that contains information on words and their interrelations. Each clause within a text is coded into a separate record of data. A feedback feature provides the coders with an ability to judge the accuracy of their coding. Records can be edited and deleted. The user can build vocabularies and "translate" the entire text back into linguistic form.

PC compatibles (560 KB RAM, 1 MB HD)

US \$: 250

iee ProGAMMA, Grote Rozenstraat 15, PO Box 841, 9700 AV Groningen, The Netherlands

Tel. +31 50 363 6900 Fax. +31 50 363 6687

E-mail gamma.post@gamma.rug.nl

<http://www.gamma.rug.nl>

Download Demo: <ftp://ftp.gamma.rug.nl/pub/progamma/plca.zip>

Refs.: Roberts, C.W., and R. Popping. 1993 . Computer-supported content analysis: some recent developments. *Social science computer review* 11, pp. 283-291

Data Analysis – Content Analysis

TEXTPACK PC v. 5.0

A system for computer aided text analysis, content analysis in particular. Originally designed for the analysis of open-ended questions in surveys, TEXTPACK has been extended to cope with many aspects of computer aided text analysis and most of content analysis. The majority of the procedures assists the user in exploring texts; two procedures are designed for purely quantitative analysis. Suitable both for the content analysis with a strict dictionary approach and for empirical approaches. Contains procedures which allow you to categorize, classify, and tag any kind of text according to so called 'content analytic dictionaries'. The process of text classification is the goal of TEXTPACK and, all other procedures function as service procedures which help to browse a text file, to develop and validate a dictionary, and to help you to use the final numeric output, for example frequencies of categories, with statistical packages for quantitative analysis.

PC compatibles (MS-DOS, 600KB RAM, 1.6MB HD)

Price range US \$: 150 - 1000

Zuell C., ZUMA, PO Box 122155, D-68072, Mannheim, GERMANY

Tel: +49 621 1246147 Fax: +49 621 1246100


E-mail: TEXTPACK@ZUMA-Mannheim.de

<http://www.social-science-geis.de/index-e.htm>

Refs: Klingemann, H.D., Mohler, P.Ph. & Weber, R.P. (1982). Cultural Indicators Based on Content Analysis: a Secondary Analysis of Sorokin's Data on Fluctuations of Systems of Truth. *Quality and Quantity*, **16**, 1-18; Mohler, P. Ph. (1987)., Cycles of Value Change. *European Journal of Political Research*, **15**, 155-165.

SocInfo map of departmental contacts – from the WWW site.

SocInfo has established a network of contacts in each department who act as local gateways to the community. A list of these representatives is given on the WWW pages (<http://www.stir.ac.uk/socinfo>) and e-mail addresses are gradually being added. Some of these representatives are linked electronically through the SocInfo e-mail discussion list and the list of members is growing. Check out the web pages if you want to know who the contact is in your department. If there isn't a contact, why not become one yourself. E-mail socinfo@stir.ac.uk



Social Network Analysis

GRADAP 2.10

GRAPh Definition and Analysis Package (GRADAP) is a complete package for the analysis of graphs and networks. Apart from the standard theoretical procedures, GRADAP 2.10 includes spatial autocorrelation and variance degree. GRADAP 2.10 is the only package available with a data structure especially designed for network data, facilitating data interface with relational database packages, such as dBase or INGRES. A hard disk and mathematical co-processor are required.

PC compatible

\$535 (educational price)

iec ProGAMMA, Grote Rozenstraat 15, PO Box 841, 9700 AV Groningen, The Netherlands

Tel. +31 50 363 6900 Fax. +31 50 363 6687

E-mail gamma.post@gamma.rug.nl

<http://www.gamma.rug.nl>

UCINET IV Network v. 1.4

A menu-driven program for the analysis of social networks. Includes measures of centrality and connectivity, methods of detecting subgroups and positions network hypothesis testing (QAP), Stochastic models (PI), multivariate techniques (MOS, cluster analysis, correspondence analysis, regression), and measures of similarity and dissimilarity. Also included are data transformation and management tools and a full featured matrix algebra.

PC Compatibles (MS-DOS, 640KB RAM)

£120.00, Education Single Copy £65.00

iec ProGAMMA, Grote Rozenstraat 15, PO Box 841, 9700 AV Groningen, The Netherlands

Tel. +31 50 363 6900 Fax. +31 50 363 6687

E-mail gamma.post@gamma.rug.nl

<http://www.gamma.rug.nl>

SocInfo Guide to IT Resources On-line

From April 1997, the contents of this guide, including extra sections, will be available on the WWW. Future editions will be available this way.

The URL is: <http://www.stir.ac.uk/socinfo/pubs/softcat.html>

Concept Mapping and Others

ARIADNE

Applies the Concept Mapping method, which ‘maps’ the way a group of participants perceives a complex subject matter. The central concept is broken down into items that are brought up by participants of a brainstorm session. The participants then receive a set of cards, each containing one item. They give priorities to these items and make clusters. Their answers are processed in ARIADNE by performing a principal components analysis, followed by a cluster analysis. This yields a point plot that can be adjusted interactively, e.g., by rotating the plot, assigning labels, and changing the numbers of clusters. This concept map illustrates the items that are distinguished and their priority. A subgroup of participants can be analysed and individual participants can be compared. Data output includes individual dimension scores and their standard deviations.

IBM PC with Win 3.1 (4MB RAM, 10MB HD)
\$1905

iec ProGAMMA, Grote Rozenstraat 15, PO Box 841, 9700 AV Groningen, The Netherlands
Tel. +31 50 363 6900 Fax. +31 50 363 6687
E-mail gamma.post@gamma.rug.nl
<http://www.gamma.rug.nl>

Ref. : Trochim, W.M.K., (Guest Editor) e.a. *Concept Mapping for evaluation and planning. A Special Issue of Evaluation and Program Planning*. New York, Pergamon Press, 1989.

Decision Explorer

Decision Explorer (formerly known as Graphics Cope) aims through the use of ideas mapping to allow you to gain insight into problems by helping you to manage the complexity of information. Concepts are entered, stored and structured in map form to allow them to be manipulated, explored and analysed. With idea-mapping every participant’s contribution to the elements which effect the decision, problem or strategy can be recorded. This means that none of the expertise is lost, and contradictory and opposing views are captured, explored and worked through. When a solution is agreed upon the decision making processes behind it will be clear and traceable. In Decision Explorer the links which are drawn between concepts help reveal inter-relationships and the cause and effect of different elements which often provide useful insights.

IBM PC with Windows 3.1

Cost: Licences cost between £450 and £1450 dependent on type.

Banxia Software Ltd, 141 St James Road, Glasgow, G4 0LT

Tel: +44 (0) 141 552 3082

E-mail: graphics.cope@strath.ac.uk or info@banxia.scotnet.co.uk

<http://www.scotnet.co.uk:80/banxia/>

Demo version from CAQDAS: <http://www.soc.surrey.ac.uk/caqdas/packages.htm>

DocuComp II

A powerful file comparison application which automatically identifies the changes in a document. DocuComp pinpoints minor and major changes, and then creates a new composite document. The 'Comparison Summary' and 'Revision List' offer a record of information about the compared files. Now part of Adobe File Utilities which includes Word for Word (format translator) and Viewer (view & print docs without original application). Docucomp is compatible with several word processors including Word 4 and 5.1. and WordPerfect. Much of functionality now built into Word 6 and Word 7.

Macintosh and PC compatibles (MS-DOS, Win3.1, Win 95), UNIX.

Adobe File Utilites, CHEST education price: £103.00,

Education 2 copies, £90 each, 6 copies £76 each

Developed by: Advanced Software Inc., 1095 E Duane Avenue, Suite 103,
Sunnyvale, CA 94086, USA.

Key Exchange Services Ltd, 4 Whitton Road, Twickenham, Middlesex. TW1 1BJ

Tel: +44 (0) 181 744 1551 Fax: +44 (0) 181 744 0476

Inspiration v. 4.0

A graphic network diagrammer. Its diagram view lets you express your ideas visually while simultaneously creating an organized outline. It also helps you capture your ideas while quickly creating and updating diagrams. Can switch between diagram view and outline view. It gives you two ways to look at your ideas, from initial concept to final document. Can translate created diagrams into text outlines which can then be exported to word processor. Can be used for: Brainstorming: Plans, Meetings, Pre-production, Concept Maps, Cluster Diagrams, Storyboards, Web Page Design; Diagramming: Education, Re-engineering, Process Maps, Flow Charts, Tree/Org. Charts, Presentation Visuals, TQM; Writing: Outlines, Proposals, Executive Summaries, Scripting, Stories. Additional Features include, Spell checker, automatic Print to Fit, and Print Preview,

Data Analysis – Concept Mapping and Others

Macintosh, PC compatible (Windows 3.1)
UK - £149, US - \$195 Mac, \$195 Windows, \$95 Educational,
\$625 Network/Site 10-pack
Roderick Manhattan Group LTD, 123 Disreali Road, London, SW15 2DZ
Telephone: +44 (0)181-875-4444 Fax: +44 (0)181-877-1388
Inspiration Software, Inc., 7412 SW Beaverton Hillsdale Hwy.,
Suite 102, Portland, Oregon 97225-2167 USA
Tel. +1 503 297-3004 Fax +1 503 297-4676
Demo for Mac & Win: <http://www.soc.surrey.ac.uk/caqdas/packages.htm>
<http://www.inspiration.com/>

Learning Tool 1.1

Electronic notebook designed to help students learn. It makes the learning of facts, concepts and relationships in any discipline easier by letting users enter course notes, organize and reorganize the notes, search for information, and quiz themselves. An tool for interrelating concepts at any level, used sequentially or spatially.

Macintosh
\$39 (Single copy) \$159 (Site licence)
Intellimation Library for Macintosh, Department 3FCH, PO Box 1922,
130 Cremona Drive, Santa Barbara 93116-1922,
Tel: +1 805 685 8587 Fax: +1 805 968 8899

Article: Trapp, A. & Hammond, N. (1991). 'Concept mapping tools: a different approach'. *Psychology Software News*, **2(1)** 10-11.

Martin 2.0

Designed for qualitative textual research. It offers researchers an alternative to fixed labeling schemes by using the computer screen as the electronic equivalent of a desktop. Documents and interview texts are displayed in windows that can be moved, stacked,

SocInfo Guide to IT Resources 4th Edition

tiled, resized, or reduced to icons. Each text occupies its own window, and multiple texts can be displayed simultaneously, making it easy to work across texts. Notes can be attached freely and discarded at any time. All descriptions, key words, and commentary can be modified at any time as analysis progresses.

386 PC compatible, Windows 3.0 or 3.1. 4MB RAM, 1 MB to 10 MB HD.
\$250.00

Martin, Simonds Center for Instruction & Research, School of Nursing, Univ. of Wisconsin-Madison, Room K6/113, 600 Highland Ave, Madison, Wisconsin 53792-2455

Tel. +1 608 263-5336.

E-mail: Pam Wipperfurth at pwipperf@macc.wisc.edu

MaxThink

MaxThink is an outline/idea processor. It is a DOS-based program that runs on 8088-486+ machines. It allows outlines of almost unlimited size (64,000 topics, 256,000 lines of text, 100 levels deep) and hypertext linking among multiple MaxThink and ASCII files. Package includes program, manual, tutorial, and utility programs for graphics, file management, and converting between WordPerfect and Word files.

PC compatible with MS-DOS
\$89 Latest update costs \$32.

Neil Larson, MaxThink, 2425 B Channing #592, Berkeley, CA 94704, USA

Tel: +1 510-540-5508 Fax: +1 510-548-4686

BBS: +1 510-540-6114

E-mail: maxthink@crl.com

<http://maxthink.com/>

MetaDesign

A tool for creating flowcharts, diagrams, system models, organizational charts etc. Allows you to develop hierarchical models. Create hierarchically linked diagrams top-down or bottom-up quickly and easily. Connected objects stay attached when moved or resized. Specialized icons for flowcharts, systems design, logic design, network design, or create your own customized objects. A variety of object shapes are available. You control an object's color, line, type, thickness, and fill pattern.

PC compatible (Win 3.1, 2MB RAM); Macintosh (1MB RAM)
\$199 (Win or Macintosh version)

Meta Software Corporation, 125 CambridgePark Drive ~ Cambridge, MA 02140 USA

Tel: 617-576-6920 Fax: 617-661-2008

<http://www.metasoftware.com/index.html>

Demos: <http://www.metasoftware.com/mdesdemofrm.html>

SemNet

The SemNet software is a general purpose knowledge mapping tool that allows individuals to organize ideas about any topic in the form of a network of concepts linked by named relations. The software is simple to use and is ideal for personal or social knowledge construction and elaboration, as well as for creating resource and reference materials offering easy, rapid access from multiple perspectives. SemNet creates a

Data Analysis – Concept Mapping and Others

hypertext environment in which ideas can be elaborated with pictures, movies, text, charts, sounds, etc. In addition, SemNet provides a continuously updated quantitative analysis of the knowledge structure being created.

Macintosh
Free
1043 University Avenue, Ste. 215, San Diego, CA 92103 USA
Fax: (619) 594-1692
Download from: <http://apple.sdsu.edu/logan/SemNet.html>

SKATE 1.5

SKATE is a graphical knowledge structuring tool based upon a model of argumentation. It allows argument structures to be built out of primitives such as “claim”, “theory”, which can then be linked using specific link types provided by the system. SKATE is built in HyperCard 2.2 and is available either as a HyperCard stack (needing HyperCard Player), or as a stand-alone.

Macintosh
Cost: Free
CTI Centre, Dept. of Psychology, University of York, Heslington, York. YO1 5DD
E-mail: ctipsych@york.ac.uk
<http://www.york.ac.uk/inst/ctipsych/>

StorySpace v. 1.5

A hypertext writing system for personal computers. The basic component in Storyspace is the writing space. This is an element that can hold any quantity of text and graphics, from one word to many scrolling screensful. A writing space can also hold other writing spaces - you just drag inside other writing spaces - and this gives Storyspace documents their intuitive hierarchical structure. A link is a connection that the author creates between parts of a Storyspace document. Links can go from any writing space to any other writing space - you just click on the two spaces with your link tool. Links can also go to and from words or phrases within writing spaces. The new Storyspace 1.5 for Macintosh can export hypertexts for use on the World Wide Web (coming soon to Windows). Create all the links you want, with the click of a mouse - then use Storyspace's tools to organize and link complex information, then translate into HTML.

SocInfo Guide to IT Resources 4th Edition

Macintosh: (1MB RAM, 4MB recommended), Windows 3.1 or later (4 RAM).
\$245.00 (Mac or Win), 1.5 upgrade (Mac) \$ 45.00, Ten-pack license (for Mac or Win)
\$595.00, 100 pack license \$4995.00. Educational discounts available.

Eastgate Systems

Tel. +1 617 924-9044

E-mail to info@eastgate.com

EASTGATE-LIST. Electronic discussion list for news and announcements about
Storyspace, etc. To join, send E-mail to Eastgate@world.std.com
<http://www.eastgate.com/Storyspace.html>

ThoughtPattern

ThoughtPattern allows you to store, cross-reference, and retrieve both free-form text. Instead of locking you into a predefined format, ThoughtPattern allows you to associate and locate information in many different ways. This gives you database capabilities for all your diverse, real-world information without requiring you to try to make it fit into the regular field and record format of traditional databases. ThoughtPattern is ideal for wrapping structure around information without cramming it into records and fields. ThoughtPattern is an enabling technology. It lets you manage and understand information in a way that paper and traditional databases simply can't.

Macintosh

Price available on request to supplier

Bananafish Software Inc, 730 Central Avenue, San Francisco, CA 94117-1317 USA

Tel: +1 415 929 8135 Fax: +1 415 929 8146

SOSIG

The Social Science Information Gateway is a key entry to information on the Internet of interest to social scientists. It provides easy access to over 1,400 high quality information resources which have been described, classified and entered into a searchable database.

<http://sosig.esrc.bris.ac.uk/>

Courseware

Of the courseware material available for teaching sociology, social policy or politics probably the greatest amount is dedicated to research methods, and specifically statistics. Qualitative methods are poorly represented and resources outside research methods are a very mixed bag. There are programs but they are often either dated or US based.

There have been several centrally funded initiatives in the UK which have attempted to encourage the development of courseware in the UK. These include the first stage of the CTI in the early eighties, ITTI, JTAP and the more recent Fund for the Development of Teaching and Learning. The largest funded development of CAL courseware in UK higher education has been the Teaching and Learning Technology Programme (TLTP). However, this multi-million pound programme left much of the social science community behind. There is still arguably not one core piece of CAL courseware that could directly be used without modification in the disciplines served by SocInfo¹. This lack of development has added to a perception that technology has little or no direct application to the non-quantitative aspects of many of the social sciences. Consequently, with the exception of the Politics Case-Based Teaching project at the University of York. (see page 142), phase 1 and 2 of TLTP have not produced any subject specific courseware for teachers in sociology, social policy and politics.

Fortunately, several of the TLTP projects have included material in their projects which may be of interest to social scientists more generally. These are listed below. Also on the horizon is the JTAP funded coMentor project to support the teaching of social theory, but materials from this will not be available until the middle of 1998.

Outside the centrally funded CAL initiatives there has been considerable development of materials that whilst not supporting teaching directly, do serve as a foundation for student research and groupwork activities. These include data collections and bibliographical sources, many of which are available on-line. Many examples of these have been listed above.

TLTP Phase 1 and 2 catalogues are available on line. They give details of all the projects and in fact several have produced CAL and related software of interest here. The full catalogue is at: <http://www.niss.ac.uk/tltp>

¹ Timms, D.W.G. (1992) 'Computers and the teaching of sociology and the policy sciences', *The International Journal of Computers and Education* Vol 19: No1/2 pp 97-104, Pergamon Press

Statistical/research methods

AL-Stats

AL-STATS is a comprehensive package designed to introduce users to various statistical usage and concepts. It is designed to be used by students at A-Level or at early Undergraduate level. The program has three sections: 1) Data Entry. 2) Statistical Testing/Description – a range of some frequently used parametric and non-parametric statistical tests for two or more samples together with simple descriptive statistics of data including scatter plots, frequency distributions and box plots. 3) Probability Distribution - calculations and simulations, tables of various distributions.

PC compatible

Cost: £25 (Single copy) £120 (Network)

Stephen Fearnley, Psychology Unit, Oxford Brookes University,
Headington, Oxford OX3 0BP, UK

E-mail: sfearnley@brookes.ac.uk

Review: Sneddon, P. (1992). *Psychology Software News*, **3(1)**, 16-17.

An Introduction to Regression Analysis using Minitab

This product consists of a computer-based tutorial and companion documentation; it is designed to introduce the concepts of simple linear regression, correlation and some more advanced regression models. It provides a self-teach facility for students who are not studying statistics as a mainstream topic, and support for those who are associated with project and research work which entails a statistical analysis of data. An overview of some theoretical/mathematical aspects of regression is presented. The product includes on-line Help, notepad facility and interactive test facilities.

PC compatible (4 Mb RAM, MS-DOS 3.1 or later, at least 8 MB HD).

UCoSDA: Ingram House, 65 Wilkinson Street,
The University of Sheffield, Sheffield S10 2GJ

E-mail ucosda@sheffield.ac.uk

<http://www.icbl.hw.ac.uk/itti/applns.html>

Applied Statistics

A series of graduate level courses in applied statistics. The emphasis is on data structure and the use of computer algorithms rather than equations and on the interpretation of results with supplementary graphics.

PC compatible

Contact: Professor R Hoffman, Miami University, Ohio,
Educational Leadership, 350 McGuffey Hall, Oxford

Tel: (513) 529 6640

Better Testing

'Better Testing' Question Mark Objective Testing Guide is a computerized guide to writing objective tests. It can help beginners learn the basics of good question writing and avoid common pitfalls. For writers who already have some experience, there is guidance on extending the range of questions set, finding distractors and setting alternative versions of questions for second and subsequent tests. Examples from a wide range of disciplines are included in the package, which also covers defining the aims of the test, drawing up the test specification, writing multiple-choice and other question types, test analysis and the use of graphics and multimedia in testing.

PC compatible (Windows v. 3.1)

A single copy £99. Multiple-user licenses available

Contact Murray Silver at Question Mark Computing on +44 (0) 171 284 3999

or Ms Blue Stevens at Guildford Educational Services on +44 (0) 1483 579 454.

Question Mark Computing, 5th floor, Hill House, Highgate Hill, London N19 5NA, UK

Tel: +44 171 263 7575

E-mail: qmark@cix.compulink.co.uk

<http://www.qmark.com/>

Review: E.A.L.Cox, *CTI CLUES Newsletter* 15

(<http://www.clues.abdn.ac.uk:8080/newslets/news15/better.html>)

CCI v. 2.7

Illustrates some difficult statistical concepts, centrally that of confidence interval and its connection to the sampling distribution, the standard error of an estimate and hypothesis testing. Select among various types of parent distributions from which samples will be taken (normal, uniform, bimodal, log-normal, etc.) and difficult parameters to be estimated (mean, variance, standard deviation). The emphasis is given to graphical presentation of simulations results.

PC compatible

Blejec A. Tugomerjeva 12, 61000, Ljubljana, SLOVENIA

Tel. +386 61 265-585 Fax. +386 61 273-390

E-mail: andrej.blejec@uni-lj.si

Central Limit Theorem

This CD-ROM has students simulate the Central Limit Theorem. Students are presented with a raw data distribution from which they can draw samples, calculate the mean of the samples, and generate a sampling distribution of means.

PC compatible

Cost: \$40

IUPUI, Department of Psychology, LD 124, 402 N.

Blackford Street, Indianapolis, Indiana 46202, USA

Tel. +1 317 274 6767 Fax. +1 317 274 6756

E-mail: IELE800@indyvax.iupui.edu

<http://www.psyunix.iupui.edu/aandh.htm>

SocInfo Guide to IT Resources 4th Edition

CHIPendale v. 3.34

A program for the statistical analysis of contingency tables (cross-tabulations). Designed for use by novices in social science data analysis, but also includes a number of advanced statistical features, e.g. direct standardization and 2x2x2 interactions. Used in a variety of courses, including introductory sociology, marriage and the family, social problems, sociology of education, 20th century U.S. history, the U.S. political system, and American electoral politics. CHIPendale's interface is menu-driven and intuitive. The StudentCHIP is a student version (\$5, site licences available)

Apple Macintosh; PC compatible, MS-DOS v4.0
\$39.95

Author: James A. Davis
Zeta Data, 25 Haskins Road, Hanover, NH 03755 USA
Tel: +1 603 643-6103

ConStatS

ConStatS is a micro-computers based "concept piano" for introductory courses in statistics i.e. it enables student to develop a concrete understanding of the conceptual domain of statistics in the way a piano is used in music theory. There are five major parts: Data Representation (displaying data, summary statistics, transformations, describing bivariate data); Probability (measurement and distributions); Sampling (distributions, sampling errors, a sampling program); Interference (confidence intervals and hypothesis testing) and Experiment (Shepard - Metzler mental rotation experiment).

IBM PC (Windows)
\$20.00 (Single copy)

International Book Distributors, Customer Service, Campus 400,
Maylands Ave, Hemel Hempstead, Herts HP2 7EZ
Tel: +44 (0) 1442 881900 Fax: +44 (0) 1442 882277
E-mail: books@prenhall.com
<http://www.tufts.edu/tccs/services/css>

Data Collection Selection

Uses artificial intelligence strategies to aid in determining appropriate data collection procedures for research projects including participant and non-participant observations, mailed questionnaires, face-to-face interviews, telephone surveys, experiments and simulations. This expert system considers several factors of research projects and, based on indicated values for these factors, it rank-orders various data collection procedures and identifies the one most suitable for the project.

PC compatible
Cost: \$100

The Idea Works Inc, 607 Jackson, Columbia, MO 65203, USA
Tel: +1 314 875 5827 Fax: +1 314 875 5812

Data Entry using SPSS/PC+ Data Entry

A computer-based tutorial (CBT), Workbook, Installers Guide, Users Guide, and a specimen data set. The tutorial teaches how operate the software, create data entry forms,

Courseware – Statistical/research methods

construct simple data validation procedures and manage data files. To do this, the CBT emulates many of the popular features of the parent product (SPSS/PC+ DE). An extensive suite of exercises accompany the package and are designed to reinforce the information conveyed through the CBT. A glossary of keywords is included.

IBM or compatible, 4MB RAM, Windows 3.1 (or later, 5MB HD
UCoSDA, Ingram House, 65, Wilkinson Street,
University of Sheffield, Sheffield S10 2GK UK
Tel. +44 (0) 114 2824211 Fax. +44 (0) 114 2728705
E-mail ucosda@sheffield.ac.uk
<http://www.icbl.hw.ac.uk/itti/applns.html>

For further information Noel Wilson or Prof. Sally McClean, both Univ. of Ulster

Data Types and Experimental Design

A computer-based tutorial and companion Workbook. The subject matter addressed includes an overview of the basic concepts associated with information gathering, the concept of a statistical variable, data types (nominal, ordinal, interval and quantitative), an overview of statistical experiments and a general introduction to choosing a statistical test (to facilitate integration with others in the suite). It provides a general understanding of the issues associated with statistical investigations, from data collection through to considerations on choice of statistical tests.

Cost: £20.00 to UK HE institutions and £40.00 to non-UK HE institutions
IBM or compatible, 2MB RAM. Windows 3.1 (or later), Minimum of 10MB HD
UCoSDA, Ingram House, 65, Wilkinson Street,
University of Sheffield, Sheffield S10 2GK UK
E-mail: ucosda@sheffield.ac.uk
<http://www.icbl.hw.ac.uk/itti/applns.html>

For further info. contact Noel Wilson or Prof. Sally McClean, both Univ. of Ulster.

Designer Research

Designer Research helps design efficient empirical research projects by controlling extraneous variables, ruling out competing explanations and assuring internal, external, construct and statistical conclusion validity.

PC Compatible
\$100

The Idea Works Inc, 607 Jackson, Columbia, MO 65203, USA
Tel: +1 314 875 5827 Fax: +1 314 875 5812

Doing Statistics Using MicroCase

A textbook, workbook and software (the student Ed. of MicroCase statistical system and data files) intended for introductory statistics courses in sociology or other social science disciplines. It covers basic descriptive and inferential statistics, including many bivariate and multivariate statistics. Includes 2 data sets: i) 78 variables and 1606 cases from the 1993 US General Social Survey by the National Opinion Research Center; ii) 80 variables of 50 US states gathered from various government sources. 1995,

PC compatible with DOS 3.2 +
\$37

MicroCase Corporation, 1301 120th Avenue NE, Bellevue, WA 98005, USA

SocInfo Guide to IT Resources 4th Edition

Tel: (206) 635 0293 Fax: (206) 635 0953

Review: Sullivan, T (1996) 'Social Statistics: An Introduction Using MicroCase and Doing Statistics Using MicroCase', *Social Science Computer Review*, **14** (3), pp. 342-3.

Dr Stat

Dr Stat is an extensive statistics computer program that handles several topics found in statistics. The whole program consists of 20 modules. The program runs on a network and it takes approximately 60 hours to work through the 20 modules. In each lesson computer aided instruction is given interspersed with computer generated questions.

PC compatible with Windows, Macintosh

Cost: 490 nlg (single user), 6500 nlg (Site Licence)

Dr V A Balk, Faculty of Psychology, University of Amsterdam, Roetersstraat 15, 1018
WB Amsterdam, The Netherlands.

E-mail: pn_balk@macmail.psy.uva.nl

<http://valley.interact.nl/ICATT/NL/PROJECTS/DRSTAT/drstat.html>

Downloadable demo copy <http://www.soc.umn.edu/~spitzer/DrStat.hqx.bin>

ESTAT for Comprehending Behavioural Statistics

To accompany Comprehending Behavioural Statistics by Russell T. Hurlburt. Estat gives students practice in estimating statistics using Hurlburt's "eyeball - estimation" techniques. The package includes 15 tables where students can learn to eyeball estimate statistics, see distributions change as numbers change, see the relationship between numbers and their visual representation. Latest release July 95.

PC compatible

Cost: \$20.95 (single copy), \$200 + \$35 per CPU (site licence)

Brooks/Cole Publishing Company, 511 Forest Lodge Road,
Pacific Grove, CA 93950-5 098, USA

E-mail: info@brookscole.com

Brooks/Cole Homepage: <http://www.brookscole.com/brookscole.html>

Goal-Focused Interviewing, Volume 1

This package helps students develop their interviewing and counselling skills by allowing them to play the role of interviewer in an interactive environment. Instructional feedback is provided concerning the potential effectiveness of the various responses.

Hardware: IBM PC

Cost: \$90 single copy (6, 15, 25 pack deals available), \$540 network licence

Oxford University Press, 198 Madison Ave, New York, NY 10016 USA

Tel: +1 212 7266069 Fax: +1 919 6771303

E-mail: eat@oup-usa.org

Review: Morton, H. (1991). *Psychology Software News*, **2**(3), 83-85.

GraphPad InStat



Guides you step-by-step through t-tests, ANOVA, nonparametric tests, contingency tables, linear regression, correlation and sample size calculations. Unlike larger, more expensive statistics packages designed for statisticians, InStat is designed for laboratory

Courseware – Statistical/research methods

or clinical scientists analyzing small amounts of data. InStat clearly explains your analysis choices and results. InStat supports a wide range of statistical procedures.

DOS version, (DOS 3.0 +, 480 KB RAM, 1.2 MB HD). Macintosh (700 KB RAM, HD).

\$95. 10% academic discount. (25% if you are a student or post-doc).

GraphPad Software Inc. 10855 Sorrento Valley Rd., #203 San Diego, CA 92121 USA

Tel: +1 619-457-3909 Fax: +1 619-457-8141

E-mail: sales@graphpad.com, support@graphpad.com, orders@graphpad.com

<http://www.graphpad.com/www/welcome.html>

Graphs and Stats

Large integrated educational package of the most commonly used graphing and statistical procedures designed for project work in upper secondary and higher education. Basic knowledge of statistics is assumed. Windows 3 version available soon.

PC compatible (286 MS-DOS v3.01), Macintosh. Also on Nimbus, BBC

Cost starter: £25 (v1,2), full user: £50 (v3.01), full site: £16 per user

Dr C and Mrs. J Rouse, Fellingwm Systems and Software,

Alltygolau Uchaf, Fellingwm Uchaf, Caerfyrddin SA32 7BB

Tel: +44 (0) 1267 290455

HELPstats

Intermediate level statistics course based around a course textbook and workbook, with tools for the student such as calculator, spreadsheet, graph-drawing facility, events log and data entry facility. Shortly to be available on CD-ROM.

Macintosh (Needs: HyperCard Player)

Adrian Simpson, University of Sheffield, Dept. of Psychology, Sheffield S10 2TN

Tel: +44 (0)742 768555

Introductory Data Analysis using Minitab

A tutorial and companion workbook designed to introduce basic statistical concepts, presentation techniques and summary measures of location and dispersion. Topics include: the nature of data (nominal, ordinal, discrete, continuous classifications), graphical representation of data (bar chart, histogram, pie chart, dot plot), tabulating data, measures of location and dispersion, measures of association.

PC compatible with 2MB RAM., MS-DOS Version 3.1 (or later) Windows 3.1 (or later).

UCoSDA, Ingram House, 65, Wilkinson Street,

University of Sheffield, Sheffield S10 2GK UK

E-mail ucosda@sheffield.ac.uk

<http://www.icbl.hw.ac.uk/itti/applns.html>

MacTutor Stat Package

The Mathematical MacTutor system consists of more than 100 HyperCard stacks amounting to about 18 Mb and about 2000 cards, for mathematics and statistics. Includes curve sketching, matrices, differentiation, integration, probability, vectors, complex numbers, limits, sequences and series.

Macintosh (needs HyperCard Player)

SocInfo Guide to IT Resources 4th Edition

£250 (60 stacks)

MacTutor, Department of Mathematical Sciences,
University of St. Andrews, Fife, Scotland KY16 9SS
Downloadable demo: <ftp://gregory.dcs.st-andrews.ac.uk/pub>

Mastering Statistics with Spreadsheets

A step-by-step approach on how to use spreadsheets (Excel) to calculate frequency tables, contingency tables, appropriate descriptive statistics etc.

Macintosh (System: 6.0.5 or greater, 1MB RAM)
Cost starter: £41, Cost full user: £163 lab pack
Capedia, 11 Lower Dagnall Street, St. Albans AL3 4PE
Contact: Nick Leonard, Sales Director, Tel: +44 (0) 1727 869791

Models 'n' Data

Both statistical models and data can be examined. Techniques for analysing data range from stem and leaf plots to smoothed seasonal time-series plots, rotating 3D scatterplots and histograms. Models can be created and graphically displayed, ranging from simple discrete and conts distributions to 2-way ANOVA, and Markov chain models.

Macintosh (2MB RAM, System 6.0.5)
Cost full user: \$85, Cost full site: \$399
Intellimation Library for Macintosh, Department 3FCH,
PO Box 1922, 130 Cremona Drive, Santa Barbara 93116-1922,
Tel: +1 805 685 8587 Fax: +1 805 968 8899

Multivariant World

Electronic lab allowing experimentation with multivariate probability models. Enables students to understand relationship between population and sample-based estimates. Up to three bivariate normal populations can be created with specified parameters. The program generates many different random samples and the influence of individual points can be examined.

Macintosh (2MB RAM, System 6.0.5)
Cost starter: £31, Cost full user: £122 lab pack
Maintained: Drexel University, Philadelphia
Available: Capedia, 11 lower Dagnall Street, St. Albans AL3 4PE
Contact: Nick Leonard, Sales Director, Tel: +44 (0) 1727 869791

ProCare Research Methods Module

A TLTP package aimed at undergraduate level nursing and social work, though some is relevant to students in sociology, politics or social policy. Offers a theoretical and practical overview of research methods, and then focuses on e.g. research appreciation and the task of producing a student dissertation. Main sections cover: Introduction to Research Methods, The Context of Research, Overview of Research, Social Survey, The Student Dissertation, Research Analysis and Bibliography. Also includes electronic versions of research case studies, including student projects, Glossary of research terms and definitions. Supports 100 hours of total student effort equivalent to 10 CAT credits.

PC compatible (Windows 3.1, svga monitor, 386+)

Free to public funded HE institutions in the UK.

ProCare, Institute of Health and Social Studies, Bournemouth University, 17,
Christchurch Road, Bournemouth. BH1 3LG

Tel. +44 (0) 1202 504322 Fax. +44 (0) 1202 504326

E-mail pclarso@bmth.ac.uk

PsyCLE TLTP project statistics module

Basic Statistics Module. Presents browsable information about basic statistics, including a small “consultant” which advises about appropriate tests. A series of dialogues between a student and advisor gives a flavour of some of the practical issues involved in doing statistical analysis.

Currently available only for the Macintosh.

£25 (UK academic)

CTI Centre for Psychology, Dept. of Psychology, University of York, York. YO1 5DD

Tel. +44 (0)1904 433154 Fax. +44 (0)1904 433181

E-mail ctipsych@york.ac.uk

<http://www.york.ac.uk/ctipsych/web/PsyCLE/PsyCLE.html>

SocInfo Guide to IT Resources 4th Edition

Quercus

Designed to teach basic statistical concepts and techniques, and an introduction to Minitab to Bioscience students. There are thirteen sections to the package which are all intended to be run in a one hour laboratory session and cover a specific topic e.g. Sampling theory. To accompany each section there is an exercise book which provides extra practice in applying the theory and a self assessment section.

PC compatible; Macintosh

Cost: Free

Quercus Project, STAMS, University of Strathclyde, Glasgow, G1 1XH

E-mail: cal@stams.strath.ac.uk

<http://www.stams.strath.ac.uk/external/cal.html>

QUTAL Queens University Belfast TLTP

Introductory Statistics for Social Scientists. The courseware is aimed at undergraduate Psychology students; it will also be of interest to Social Science students. (It assumes no prior statistical knowledge on the part of the user). There are three sections: **Methodology and Design** covers basic concepts and methods of measurement and experimentation, introduces simple designs and introductory modules on probability and hypothesis testing. **Graphical and Descriptive Statistics** introduces the student to the techniques used to display and describe data. **Basic Statistical Tests** introduces them to the more common tests used to analyse data in the field of Social Science. The tests include: t-tests and nonparametric equivalents, correlation, simple regression, and contingency table analysis, together with a flowchart analysis to indicate how the appropriate test is selected. Throughout the courseware extensive use is made of hypertext, graphics, animations and both interactive and closed simulations.

PC (486, SVGA, 4 Mb RAM, Windows 3.1); Mac (68030, 4 Mb RAM, System 7.x)

Free to public funded HE institutions in the UK

Queens University of Belfast, University Road, Belfast BT7 1NN

Tel: +44 (0) 1232 335051 Fax: +44 (0) 1232 335051

E-mail tltp@qub.ac.uk

<http://www.icbl.qub.ac.uk/tltp/main.htm>

Reliability and Scale Construction

Introduces the concepts of scale construction and reliability analysis. Provides a self-teach facility for students who are not studying statistics as a mainstream topic, and support for those who are associated with project and research work which entails a statistical analysis of data. There is also an overview of relevant SPSS and Lisrel commands. Includes On-line Help, notepad facility and interactive test facilities.

PC compatible (4 Mb RAM, MS-DOS 3.1 +, 8 MB HD)

UCoSDA, Ingram House, 65, Wilkinson Street,

University of Sheffield, Sheffield S10 2GK UK

E-mail: ucosda@sheffield.ac.uk

<http://www.icbl.hw.ac.uk/itti/applns.html>

For further details contact Noel Wilson or Prof. Sally McClean, University of Ulster.

SAMP Survey Sampling

A new tool developed at the University of Surrey to support the teaching of sampling procedures at undergraduate and postgraduate levels. SAMP simulates the attitudes of the population of a small town to the redevelopment of its centre. Four different sampling procedures are simulated: Simple random sampling, Clustered random sampling, Stratified random sampling, Quota sampling. SAMP allows the comparison of these methods. A bar chart showing the percentage of population having each of the attitude codes provides the user with a quick, visual confirmation their results. Developed by John McLoughlin, with original DOS version by Nigel Gilbert.

PC compatible (486/SX 25 or greater, 4 MB of RAM, 3MB HD, Win 3.x)

Cost: £49.50, Course Licence Prices (including delivery and taxes): £99

Surrey European Management School, Univ. of Surrey, Guildford, Surrey, GU2 5XH

Tel: +44 (0) 1483 259347 Fax: +44 (0) 1483 259511

E-mail: Sems@Surrey.ac.uk

<http://www.sems.surrey.ac.uk/samp/samp1.htm>

StatHelper II

Intended for higher-level statistical studies/ Teaches ANOVA, simple regression, mean, proportion and hypothesis testing problems but does not perform calculations. A-, T- and F-tests, analysis of variance and test with proportions can be executed. Input screens help users organize numerical data and help screens guide them through the process.

Macintosh, 128K RAM, System 3.2

Cost: £31, full user: £122 lab pack

Nick Leonard, Capedale, 11 Lower Dagnall Street, St. Albans AL3 4PE

Tel: +44 (0) 727 869791

or, Intellimation Library for Macintosh, Department 3FCH,

PO Box 1922, 130 Cremona Drive, Santa Barbara 93116-1922,

Tel: +1 805 685 8587 Fax: +1 805 968 8899

Review: David Clark-Carter, *Psychology Software News*, **3(2)**, September 1992

Statistics for the Terrified

The package provides basic lessons for beginners on the following topics, how to choose a test, basic data description, testing the difference between groups, uncovering hidden influences, fitting lines to data, analysing repeated measurements, analysing 2*2 classification tables and what does $p < 0.05$ actually mean?. Statistics for the terrified tries to use everyday language to explain the concept of statistics.

PC compatible

Cost: £25

UCoSDA, Ingram House, 65, Wilkinson Street,

University of Sheffield, Sheffield S10 2GK UK

E-mail: ucosda@sheffield.ac.uk

<http://www.icbl.hw.ac.uk/itti/applns.html>

Statistics with Stata

A book/disk package that guides users through Student Stata, a full-featured graphics-oriented statistical package. Statistics with Stata can be used at a variety of levels, from introductory to advanced.

PC compatible
Cost: \$35 (single copy), \$215 + \$10 per CPU (site licence)
Brooks/Cole Publishing Company, 511 Forest Lodge Road, Pacific Grove, CA
93950-5 098, USA
Tel: +1 408 373 0728 Fax: +1 408 375 6414
E-mail: info@brookscole.com
<http://www.thomson.com/brookscole/default.html>

Statlab

Teaches basic statistical concepts by allowing the user to execute experiments with sets of data, sampling from populations and graphing the results as histograms, cross-plots or box-plots. Provides instructions for 16 stand alone lessons.

Macintosh
Cost full user: \$79, full site: \$349
Intellimation Library for Macintosh, Department 3FCH, PO Box 1922, 130 Cremona
Drive, Santa Barbara 93116-1922,
Tel: +1 805 685 8587 Fax: +1 805 968 8899

Review: *Amer Stat* v42 n3 pp. 224-5

StatPatch

A series of modules on statistical and quantitative methods. Developed for students in the social sciences. 9 modules cover percentile points, contingency tables, regression and correlation, compound and conditional probability, elementary significance testing, chi-squared problems, confidence intervals and analysis of variance problems.

Macintosh
Cost full user: \$38.95, Lab Pack: \$155.80
Intellimation Library for Macintosh, Department 3FCH,
PO Box 1922, 130 Cremona Drive, Santa Barbara 93116-1922,
Tel: +1 805 685 8587 Fax: +1 805 968 8899

StatTutor

Aimed at students in their first year of a degree course in Psychology or Behavioural Sciences, and at 'A' level psychology students, this package provides explanations of basic statistical ideas. The student progresses through each step of a statistical test performed on data entered by the student, and quiz sections are available for several topics. The text can be customized to suit individual teaching requirements.

PC compatible (Win 3.1)
£25 (single user), Site licences- £200(HE), £125(FE), £100(School).
Peter Richardson, Department of Psychology, Nene College,
Moulton Park, Northampton, UK. NN2 7AL
Tel. +44 (0) 1604 735500
E-mail: peter.richardson@nene.ac.uk

Courseware – Statistical/research methods

Review: *Psychology Software News*, Vol 6 No 1, September 1995

STEPS

TLTP project STEPS (Statistical education through problem solving) tries to aid the teaching of statistics by helping students to analyse various real world problems using various statistical techniques, e.g. the Chi-squared tutorial is based on the analysis of data from a questionnaire about bullying in schools.

PC compatible (Windows 3.1), Macintosh
Free to public funded HE institutions in the UK
CTI Centre for Statistics, Dept. of Statistics, Mathematics Building,
University of Glasgow, Glasgow G12 8QW
Tel. +44 (0) 141 330 4873 Fax: +44 (0) 141 330 4814
E-mail: ctistat@glasgow.ac.uk
<http://www.stats.gla.ac.uk/steps/home.html>
<ftp://orion.stats.gla.ac.uk/>

Topics in Research Methods: Main Effects and Interactions

Gives students practice in discerning whether two or more independent variables in a given experiment are exerting main and/or interactive effects on the dependent variable. Covers, factorial designs and factorial design notation, 2 x 2 designs and strategies for judging what effects are apparent, a specific experiment's 2 x 2 design and related data displays, and 2 x 2 designs and the two-way and three-way interactions.

PC compatible
Cost: \$60 single copy (6 pack deal available), £360 network licence
Oxford University Press, 198 Madison Ave, New York, NY 10016 USA
Tel +1 212 7266069 Fax. +1 919 677 1303
E-mail: eat@oup-usa.org

Topics in Research Methods: Power

Uses simulated experiments to acquaint students with the concepts of power and error variance. The program is based on an experiment testing a signalling device for home

SocInfo Guide to IT Resources 4th Edition

cooling and allows students to run a variety of experiments comparing electrical consumption in homes with and without the device. Students can compare the result of the original experiment to an experiment that has a larger sample size; has a longer period of observation; increases the homogeneity of the sample; includes an extra source of variation; involves matched pairs; and uses repeated measures.

PC compatible
Cost: \$60 single copy (6 pack deal available), £360 network licence
Oxford University Press, 198 Madison Ave, New York, NY 10016 USA
Tel +1 212 7266069 Fax. +1 919 677 1303
E-mail: eat@oup-usa.org

Topics in Research Methods: Survey Sampling

Introduces students to surveys and sampling procedures. Shows that any sample estimate has an associated error rate and that the precision of the estimate varies as a function of sample size. Students select a question from such topics as nuclear power, school busing, and government spending. They specify two sample sizes and the program selects two random samples. Alternatively, students can request one stratified random and one simple random sample. The program then conducts the polls and displays the proportion of respondents selecting each alternative along with the confidence interval.

PC compatible
Cost: \$60 single copy (6 pack deal available), £360 network licence
Oxford University Press, 198 Madison Ave, New York, NY 10016 USA
E-mail: eat@oup-usa.org
Tel +1 212 7266069 Fax. +1 919 677 1303

Tutorial on Statistical Inference

A CBT and companion documentation designed to introduce the basics of statistical inference and associated concepts such as types of variables and hypothesis testing. The package provides a self-teach facility for students who are not studying statistics as a main topic, support for project and research work which entails a statistical analysis of data. The product features On-line help and a notepad facility and covers: nature of data and types of statistical variables, notion of hypothesis testing, concept of a significance level, 1 and 2 tail tests, tests of association - for categorical variables, tests about averages - for quantitative variables, other parametric non-parametric tests, overview of appropriate MiniTab commands.

PC compatible 4MB RAM, Win 3.1 at least, 8MB HD
UCoSDA, Ingram House, 65, Wilkinson Street,
University of Sheffield, Sheffield S10 2GK UK
Tel. +44 (0) 114 2824211 Fax. +44 (0) 114 2728705
E-mail ucosda@sheffield.ac.uk
<http://www.icbl.hw.ac.uk/itti/applns.html>

For further details contact Noel Wilson or Professor Sally McClean, Univ. of Ulster

WhichGraph

Uses AI strategies to guide the user to the appropriate graphical display of data and offers expert advice for the user on how to construct those graphs to minimize bias and

Courseware – General Courseware

misunderstanding. Users can browse among hypertext descriptions of more than 100 graphs organised by major categories including 80 different example graphs which can be viewed on screen.

Hardware: IBM PC

Cost: \$150

The Idea Works Inc, 607 Jackson, Columbia, MO 65203, USA

Tel. +1 314 875 5827 Fax. +1 314 875 5812

General Courseware

A Cooperative-Competitive Game

Students of gaming, bargaining and conflict resolution have observed a tendency for people to compete even when they could do better by cooperating. This program, based on work by Deutsch and Krauss, puts each player in charge of a trucking firm that transports goods to destinations via various routes, one of which is a one-way road. Players earn points depending on their time to reach the destination, which is determined by an optimal combination of private vs. cooperative strategies.

IBM PC

Cost: \$40 (Single user) \$120 (Site licence)

Life Science Associates, 1 Fenimore Road, Bayport, NY 11705-2115, USA

E-mail: franklsa@aol.com

Black American History- Slavery to Civil Rights



A wealth of visual material and narration, including numerous quotes from people involved in events. Also dramatic narrative presentations of over 75 African American personalities. Consists of narrated text with pictures (slides) and optional multiple choice questions for each lesson. The questions are asked periodically throughout each program. The CD contains a 'supplemental' folder with a teacher's guide, transcripts, and answer key. There is also another folder containing text-only documents, writings and historical information.

Macintosh (2MB RAM, CD-ROM and a colour monitor)

Cost \$395.00

Queue, Inc., 338 Commerce Drive, Fairfield, CT 06432

Tel. (800) 232 2224 Fax: +1 203 336 2481

E-mail QJDK@aol.com

Breach

Provides detailed information on law, theory and practice of taking action for Breach of a Probation Order. Starts from a tree structure from which the user can choose the main options - practice, policy, the law, key steps and letters - or sub-options. These lead on to provide detailed information about the area selected. Useful both as a learning tool for students and as a direct work aid for Probation Officers in understanding the process of breach and in the actual implementation of breach proceedings.

PC compatible with DOS

£30 for site licence. Copies half price

SocInfo Guide to IT Resources 4th Edition

Version : 1.3 (1992)

Protocol Software, School House, Angmering, West Sussex, BN16 4JS

CCIS (Childcare Information System)

CCIS has 4 modules. 1. Child Protection Research - Findings of published studies on child abuse and protection. 2. Child Protection medical - for identification of child abuse, not treatment. Intended to help workers distinguish accidental and deliberate injury. 3. Child Care Legislation. 4. Youth Justice Legislation. Each separate program shares a common style, and a common CCIS program group. Detailed manual provided.

PC compatible (Win 3.1, 4MB RAM, 7MB HD)

Price, apply to SSRADU.

SSRADU, Social Service Research and Development Unit,
University of Bath, The New Church, Henry Street, Bath. BA1 1JR
Tel. +44 (0) 1225 484088 Fax. +44 (0) 1225 330313

Review: Ann Buchanan, *CTI Human Service Technology Resource Guide*, 1996 pp. 4-5.

CHIAC - Child Abuse Information and Computers

Designed for main grade social workers in Social Services Departments and has four sections. *Legal* - covers legislation, case law, giving evidence in court, parent's rights and the role of the police. *Medical* - glossary of medical terms and types of injuries. *Research* - summarizes recent research on child protection. *Good Practice* - information on procedures and advice on the role of case workers. Companion video available and other training material.

PC compatible, DOS with HD, Can be run on a network. Version : 3.0 (1991)

Author(s) : Andrew Kerslake et al

Individual £131 + VAT, site licence £2,200 + VAT.

Source : SSDADU, The New Church, Henry Street, Bath BA1 1JR

Child Support PC

Assesses liabilities and payments under the Child Support Scheme. Includes assessment of means tested benefits and Tax and N.I. as well as on-line help. May be very useful for simulations and practical exercises in the classroom or law clinic. Version: 1996

PC Compatibles, 600 KB RAM, MS-DOS, Windows, Psion Series 3
£230.00, Education Single Copy Price: £115.00

For annual maintenance charges and multiple copy prices, contact supplier.

Dodona Ltd, Mr. Mike Prescott, 4 Coopers Yard, Curran Road, Cardiff. CF1 5DF
Tel: +44 (0)1222 644131 Fax: +44 (0)1222 644661

CHILdBASE

A database of Scottish Case Law Relating to Children. Supplied as 2 databases which contain all the bibliographic entries and relevant notes, it can be used as it is simply for reference. The fields give title, statutes, journal/book, year, volume pages, 6 keywords and notes. The provision for making notes, using the built in text editor. Searches can be requested on any combination of up to 11 fields.

Courseware – General Courseware

PC compatible, MS-DOS preferably Version 3.0 and above

Price: Available upon request to supplier

Author(s): Ruth M Adler, Peter S. Ferguson

Supplier: Scottish Child Law Centre, 1 Melrose Street, Glasgow G4 9BJ
CHILdBASE is owned by DBF Systems P.O. Box 1374 London WC5 3XX

Chinese House Game

This international relations simulation for many players, each representing a country or faction, provides a vehicle for learning the trade-offs of hands-on global politics. It is based on Harold Guetzkow's classic model: users try to maximize social, political, and economic well-being in an atmosphere of differing development goals and unequal distribution of resources. Runs well on low-end 256K machines.

PC compatible, MS-DOS 3.1 or higher

\$49.95

Wm. C. Brown Publishers, 2460 Kerper Blvd, PO Box 539, Dubuque, Iowa 52001 USA

CIA World Fact Base

CIA World Fact Base contains detailed and interesting information about all countries in the world, originally collected by the CIA. Geography, People, Government, Communications, Economy, and Defense Forces. CIA World Factbase is designed to help you find the information you need quickly, with a minimum number of keystrokes. It uses an intuitive pull-down menu interface, and lets you print or extract data to your wordprocessor. version 1.03, 1994. Electronic manual.

PC compatibles, DOS, 3.0+

US\$29.00

Distributor: TexaSoft, P.O.Box 1169, TX 75106-1169, Cedar Hill, U.S.A.

Tel: +1 214 291 2115 Fax: +1 214 291 3400

E-mail: 70721.3145@compuserve.com

CLASS: Courseware for Learning and Study Skills

The CLASS TLTP project addresses the most widely recognized barrier to learning - students' lack of effective learning and study skills. Modules include: introductory module; introduction to study skills; learning styles quiz; automonitoring module; reading skills module.

PC compatibles

Cost: Free. Material downloadable from: <ftp://ftp.strath.ac.uk/TLTP/>

Dr Mike Kibby, Centre for Academic Practice,

University of Strathclyde, Glasgow G1 1QE

ClassWriter Academic 2.0

This program creates an on-line environment in which students write to a peer audience. Teachers use the program's scripting tool to enter a portion of text for students to consider and focus questions to help students to write out that text. Students write their responses which they can send to another student for comment.

Macintosh

Cost: \$65 (Single copy) \$299 (Site licence)

SocInfo Guide to IT Resources 4th Edition

Intellimation Library for Macintosh, Department 3FCH,
PO Box 1922, 130 Cremona Drive, Santa Barbara 93116-1922,
Tel: +1 805 685 8587 Fax: +1 805 968 8899

Community Mental Health Model

This regression-based simulation uses real data to show the strengths and weaknesses of this approach toward policy analysis. The program enables you to change artificially the values of certain variables e.g. reduce the alcohol abuse rate or raise the drug abuse rate. A regression equation shows the impact that each change has on other variables. Shows students how the predictive power of regression can be used by policy makers. v. 1.2

PC compatible (MS-DOS)

Price: \$32.50

Author: G David Garson

Wm. C. Brown Publishers, 2460 Kerper Blvd, PO Box 539, Dubuque, Iowa 52001 USA

Computer-Aided Assessment of Transferable Skills (CATS)

This TLTP project has been working on assessment of computer-based transferable skills such as wordprocessing and the use of spreadsheets and databases. Candidates are presented with examination instructions on paper and the initial text is presented on screen. Students can edit and, when finished, the final document is assessed for errors. A log file of session is kept for statistics gathering and result recording. Can be customized.

PC compatible (1MB HD, Windows 3.1, '486 recommended)

UK HEFC-funded institutions licence for £20 + VAT

CATS Project, School of Information Systems, UEA, Norwich, NR4 7TJ, UK.

Tel: +44 (0) 1603 593102 Fax: +44 (0) 1603 593344

E-mail: cats@sys.uea.ac.uk

<http://www.sys.uea.ac.uk/Research/ResGroups/TLTP/>

Dimensions in Multiculture

A reference dictionary, an almanac, and a database. Contains a variety of guides, articles, statistics, and areas where students can expand on the included materials. Includes World Wide Web activity. The manual includes sample lesson plans and suggestions for uses in the classroom. Includes a mini-slide show on oppression and the voices of three poets. Student worksheets and supplementary material provided. 1993.

Macintosh

Cost \$59.00

Intellimation Library for Macintosh, Department 3FCH,
PO Box 1922, 130 Cremona Drive, Santa Barbara 93116-1922,
Tel: +1 805 685 8587 Fax: +1 805 968 8899

Discrimination 1993

Described as the first stage of a prototype to advise on questions pertaining to sex and marital discrimination in the employment process. It operates through the user being asked about their experience of being interviewed and then advises whether there is or is not a prima facie case for saying that discrimination took place.

Courseware – General Courseware

Macintosh and PC compatible

Free

Authors: Sheila Quaid and Joe Ravetz

J Ravetz, Dept. of Public Policy, University of Central Lancashire, Preston. PR1 2TQ

Equal Opportunities at Work v.3

Aims to help employers eliminate discrimination in employment, to give guidance as to action that employers can take to ensure that employees do not discriminate or are not discriminated against and to help employers promote equal opportunities in employment. Designed to promote discussion and operates through quizzes, interspersed with screens of information to set out what is lawful and unlawful. 1995. 2 Disks.

PC compatible, DOS

£90

Mast Learning Systems, 26 Warwick Road, London, SW5 9UD

Tel. +44 (0) 171 373 9489 Fax. +44 (0) 171 835 2163

History of the Blues



Based around four topics: Roots, Twelve Bar Blues, Classic Blues, and City Blues. This program consists of narrated text with pictures (slides) Each lesson lasts approximately 30 minutes. The program contains an index feature which locates specific information within the story. The CD contains transcripts of the four narrations, a brief description of the information covered and biographies of several of the performers mentioned. Student worksheets and supplementary material provided. 1993.

Mac, Minimum Requirements 2MB RAM and a color monitor.

Cost \$32.95

Queue, Inc., 338 Commerce Drive, Fairfield, CT 06432

Tel. (800) 232-2224 Fax: (203) 336-2481

E-mail QJDK@aol.com

I-View Skills Sampler Support Kit

An interviewing skills teaching pack on “inter-personal communication skills in the Human Service professions”. Full version includes workbooks and a teacher’s manual. Focuses on presenting the concepts and principles of 15 interviewing skills, either for self instruction or in classroom situations through combining a “personalized conversation” with a learner’s notebook. Case episodes include “Anger, grief & guilt”, “Frustration & silence: a family affair”, “Teenage depression & despair”. Skills covered are: setting the stage, engaging feelings and managing interaction.

PC compatible (MS-DOS), Network version available. Version :2.33 Demo (1989)

Cost : Different prices for Student and University versions.

Author(s) : Gale Goldberg-Wood, Ruth Middleman and F.Dean Luse

OUTPST Software, 119 Wilson, Park Forest, IL 60466, USA

Ideologies of Welfare

Introduces students to a typology of welfare ideologies, providing information on the main features of each, relevant reading, and important concepts and questions. Explores

SocInfo Guide to IT Resources 4th Edition

the idea that different ideologies generate different attitudes to issues such as trade unions, minority groups, poverty, women's rights, etc. Graphics and animations show models which the student can alter. Includes definitions & explanations of key concepts.

Price on application
developed by David Gerrett

School of Health & Community Studies, University of Derby, Derby.

Review by Kate Bloor, Portsmouth University, *SocInfo Newsletter* 18

Individual Choice and Social Effects

An interactive program looking at decision making in the context of a conflict of interests (income needs against the need to protect environmental resources). Intended to be used for educational presentations and data collection about sustainable development.

Macintosh

Cost: Free with 4 formatted HD disks

Craig Summers, Department of Psychology, Laurentian University, Ramsey Lake Road, Sudbury, Ontario, Canada P3E 2C6
E-mail: CSummers@Nickel.laurentian.ca

Investigating Change in American Society Workbook

Subtitled, Exploring Social Trends with US Census Data and StudentChip, this is based on a workbook which can be used with a variety of texts, or additional readings. Topics include race & ethnic inequality, gender inequality, immigrant assimilation, poverty, labor force, marriage, divorce, cohabitation & childbearing, poverty and others. There is a focus on understanding basic sociological concepts and measurements rather than on statistical or specialized methodological concepts. By W. H. Frey with Cheryl L. First

Apple Macintosh; PC compatible (MS-DOS v 4.0)

Order A Free Examination Copy

Wadsworth Publishing Company, 10 Davis Drive, Belmont, CA 94002

Tel: 415-595-2350 Fax: 415-592-9081

E-mail: info@wadsworth.com

<http://www.thomson.com/wadsworth/default.html>

<http://www.psc.lsa.umich.edu/SSDAN/>

Juvenile Justice Monitoring System 1993

A database system developed in conjunction with the Social Services Research and Development Unit (SSRADU) at Bath University to monitor trends and patterns within Juvenile Justice. Provides a detailed recording system, geared to national monitoring requirements and is able to produce over 150 standard reports and do 800 cross-tabulations. Its focus is on pre-court processes as well as court work and is aimed at Social Services, Probation and Police or for use on an inter-agency basis. Version: 1993

PC Compatible, DOS Needs hard disk

Cost : £4,500

Social Services Research and Development Unit, Bath University, Bath.

Courseware – General Courseware

Article: Gould, N., & Wright, J. (1995). 'Unlocking Care Management': Developing Computer Assisted Learning Materials for Care Management. *New Technology in the Human Services*, 8(2), 16-21.

Life Course Simulation & Social Power Games

Illustrates the principles of social organization, social dynamics and methods of sociological research. Combines hands-on simulation with dynamic graphic capabilities, thus providing the student with practical experience in research methods, including automated interviewing. Life Course Simulation Game teaches sociology and social psychology students how to apply abstract concepts of the family life cycle by working through their own simulated life cycle. Social Power Game is a program in which undergraduate students explore the nature and process of power relationships.

PC compatible, MS-DOS

Cost: £24.95

McGraw Hill Book Company, Shoppenhangers Road, Maidenhead, Berkshire, SL6 2QL
Tel. +44 (0) 1683 23432 Fax. +44 (0) 1628 770224
<http://www.mcgraw-hill.co.uk>

Lisson Grove Welfare Benefits

Calculates a claimant's entitlement to welfare benefits under the Social Security Regulations. It either tests entitlement to all benefits or just calculates entitlement to attendance allowance, disability living, disability working allowance or family credit separately. Now also covers benefits to students. Its review and recalculation facilities enable "what if" scenarios to be worked out – a useful educational aspect.

PC compatible, MS-DOS, Version : 3.4, 1996

Annual subscription varying with number of copies and whether networked.

Department of General Practice, St. Mary's Hospital Medical School, Imperial College of Science, Technology & Medicine, Norfolk Place, London. W2 1PG,
or: Lisson Grove Health Centre, Gateforth Street, London NW8 8EG.

Tel. +44 (0) 171 725 6686 Fax. +44 (0) 171 706 8426

E-mail; t.blackwell@ic.ac.uk

Maximiser TNG



A welfare benefits calculation package, for those in social policy, sociology and economics concerned to identify both the current entitlements of different categories of potential claimants and to work out the entitlements of specific real or imaginary cases. A "news" feature gives informal and informative news about recent and imminent welfare benefits case law, policies etc. Regular updates in line with benefits and legislation changes.

PC compatibles with DOS and Windows

Annual subscription varying with number of copies and whether networked.

Ferret Information Systems Ltd., 4, Coopers Yard, Curran Road, Cardiff CF1 5DF

Tel. +44 (0) 1222 644660 Fax. +44 (0) 1222 644661

Review: *Law Technology Journal*, Vol. 4 No. 2 November 1995. (Publ. by CTI Law)

Negotiator Pro

The profiler, using a small expert system, helps you analyze your style of negotiation and that of the other side with a series of ten questions in a Jungian-based analysis. The profiler assists the user in identifying the personality types of the parties involved, and how they might interact. Features: 1) The Negotiation Plan - an in-depth template of 35 questions to help you identify strategies and tactics. 2) The Negotiator Profile. 3) Library and Glossary. Includes 400 hypertext tutorials from leading books and journal articles.

PC compatible (MS-DOS and Win 3.1); Macintosh
\$299 for the first copy and \$99 each for 10 or more copies.
Kacey Davenport, Beacon Expert Systems, Inc.,
35 Gardner Road, Brookline, MA 02146 USA
Tel: +1 617 738-9300

Neural Computation

Based on a new form of cognitive modelling called 'connectionism'. This is a combined book and software that could form the sound basis of an undergraduate course on the subject. (Handbook and software package). ISBN: 0-86377-235-8 (pbk).

PC compatible; Macintosh; and Archimedes formats
Orchard, G.A. and Phillips, W.A. (1991) *Neural Computation: A Beginner's Guide*.
Hove: Lawrence Erlbaum Associates Lawrence Erlbaum Associates, 27 Palmeira
Mansions, Church Road, Hove, East Sussex BN3 2FA
Tel. +44 (0) 1273 207411 Fax. +44 (0) 1273 205612
E-mail: orders@leahq.mhs.compuserv.com
<http://www.erlbaum.com/>

PRISIM, v. 1.

Prisoner's Dilemma Simulation Program for Axelrod's Computer tournament with a subset of 14 strategies from the first and second tournaments. 14 strategies play against themselves and against the others. Important strategies are implemented e.g. TIT for TAT, JOSS, SHUBIK, FRIEDMAN. The behaviour of the strategies can be traced and observed. User interface in German, but available in English on request. The output can only be displayed on the screen, but it contains all simulation results.

PC compatibles (MS-DOS, 3.3+ Minimum 256 KB RAM)
US\$: 50 - 80
Manhart K., University of Munich, Institute for Sociology,
Konradstrasse 6, 8000, Muenchen 40 GERMANY
Tel. +49 89-363466/21802824 Fax: +49 89-21802922

Q-Val

Q-val is a tool for building electronic questionnaires that can be displayed after a student has completed a computer aided learning (CAL) program. Results of the questionnaires are viewed at a later date, and reports generated as tables or in graphic form.

PC compatible
Cost: £80 +VAT
Freebird Learning Systems Ltd,

Courseware – General Courseware

Freebird House, 13A Horn Street, Nunney, Frome, BA11 4NP
Tel: +44 (0) 1373 836757 Fax: +44 (0) 1373 836199

Running the British Economy 1987

Professor Alex Scott is at the forefront in the application of computers in teaching economics and business, and in collaboration with Professor Keith Lumsden has produced several highly successful software packages; Running the British Economy is the most widely used software package in economics worldwide and has had a major impact on economics teaching at school, university and business levels;

PC compatible and Macintosh

The EBS Office number is +44 (0) 131 451 3090 Fax number is +44 (0) 131 451 3002.
Review by A Dawson (1989) 'Macroeconomics Teaching Computer Packages: A Review' *The Economic Journal*, **99** pp. 1275-1286

Symbiosis

Lets students explore the Prisoner's Dilemma model by testing strategies of their own design in both 'round-robin' and free-form, 'ecological' play. It is a visual simulation environment where strategies can be created by pointing and clicking with the mouse.

Macintosh

£31 single copy, £122 (lab pack)

Capedia, 11, Lower Dagnal Street, St. Albans. AL3 4PE

Tel: +44 (0) 1727 869 791 Fax: +44 (0) 1727 844 142

or, Intellimation Library for Macintosh, Department 3FCH,

PO Box 1922, 130 Cremona Drive, Santa Barbara 93116-1922,

Tel: +1 805 685 8587 Fax: +1 805 968 8899

Taxmod

A static micro-simulation model which examines a variety of tax-benefit policies such as the introduction of basic income guarantees or costing changes in a particular tax rate. Taxmod calculates past, present and future benefits. Also contains 6,000 cases from the FES on which to model the effect of benefit and tax levels for public expenditure.

PC compatible

Price available on request from supplier.

Authors: A. B. Atkinson and Holly Sutherland

ST/ICERD, Taxation and Income Research Programme,

London School of Economics, Houghton Street, London.

The Vietnam War

A comprehensive HyperCard stack covering the Vietnam War. Interviews with war veterans, sound effects, animation, quotations, maps, charts and movie reviews combine to give students a compelling perspective of the Vietnam War. Artwork and graphics illustrate specific topics. Hypertext links encourage exploration.

Macintosh

Price available on application

Intellimation's Library for the Apple Macintosh,

SocInfo Guide to IT Resources 4th Edition

Clio Press Ltd., 55, St. Thomas Street, Oxford OX1 1JG
Tel. +44 (0) 1865 250 333

Teaching with Independent Learning Technologies

The material is mainly generic, aimed at 1st and 2nd year undergraduates. The 'Computer Sources' package is also suitable for post-graduate level. Can be used for Library user education, study skill support, EFL courses and distance learning. Sections include: how to choose books and journals; library search skills (business or general); computer sources; study skills. Use in seminars and tutorials or as open-access. Some information is in easily altered text files. Examples may be changed with ToolBook 1.53.

PC compatible (386/486, 4MB RAM, VGA or SVGA, Win 3.1 +)
£25 pounds + VAT per package to HEFC institutions, otherwise £50 pounds + VAT.
Robin Shaw, TILT Dissemination, Robert Clarke Centre for Technological Education,
University of Glasgow, 66 Oakfield Avenue, Glasgow G12 8QQ
Tel: +44 (0) 141-330-4844
E-mail: r.shaw@elec.gla.ac.uk

TLTP Technology-based Case Studies for Politics

The York Programme. (A TLTP Phase II project). Currently has available 40 case studies with materials available on disc. Based on the idea originating at the Harvard Business School, the case method is student-centered and a problem-based way of learning. Cases available range from "The Westland Affair" to "The Security Services in A Democratic Society" and "Revolution in the Third World". Available on disk in WordPerfect 6.0 format (other formats on request). Related Mailbase list, politics-tltp.

Free to HE funded institutions in the UK. Otherwise £50 per case, £200 for five.
Mrs. Katy Fellows, Case Study Programme Administrator,
Dept. of Politics, University of York. Heslington. York YO1 5DD
Tel. +44 1904 433566 Fax. +44 1904 433563
E-mail casestudies@york.ac.uk
<http://www.york.ac.uk/depts/poli/casestud/>

World System Simulation

Designed for classroom use of 2 to 10 groups of one to four students each. Groups play nations making decisions about agriculture, economy, natural resources, population and pollution. The simulation teaches the interconnectedness of global policy.

Macintosh
Free by sending a Mac disk and a 9" X 12" self-addressed stamped envelope to:
Common Sense Solutions Inc. 356, Eastwood Dr., Boulder, CO 80304 USA

Written Argumentation 1.0

This class-tested tutorial program helps students learn Toulmin's terminology and method for analysing written arguments. Working through a series of exercises that ultimately leads to writing arguments, students become familiar with the expectations of

Courseware – General Courseware

written arguments, their construction, and how different claims and assumptions can affect an argument's outcome.

Macintosh
Cost: \$39 (Single copy) \$159 (Site licence)
Intellimation Library for Macintosh, Department 3FCH,
PO Box 1922, 130 Cremona Drive, Santa Barbara 93116-1922,
Tel: +1 805 685 8587 Fax: +1 805 968 8899

socinfo@mailbase.ac.uk

This is the Mailbase discussion list run by SocInfo..

You can join by sending the mesage `join socinfo <your first name>
<your last name>` to `mailbase@mailbase.ac.uk`

Subsequently, send messages to `socinfo@mailbase.ac.uk` and they will be posted on to all the other members of the list and you will receive all messages sent by other members of the list.

An archive of previous messages and a list of members can be found at:
<http://www.mailbase.ac.uk/lists-p-t/socinfo/>

Simulation, expert systems

Archer Monte Carlo Simulation

Demonstrates the use of Monte Carlo techniques. The 'exact' solution can be figured using the binomial formula and the comparison with simulation results prove instructional. Simulates graphically an archer shooting salvoes of arrows at a target.

Macintosh
Cost full user: send disk/sae
University of Notre Dame, Indiana, College of Business Admin, Indiana 46656
Professor Barry Keating, Tel: (219) 239 6370
Susan MacInnes, STEPS Project, Room 403, Boyd Orr Building,
University of Glasgow G12 8QQ
Tel: +44 (0) 41 330 4873
E-mail: susan@glasgow.statistics

Expert Builder

Introduces learners to modelling by enabling them to construct logical diagrams of their knowledge. Advanced modellers can build complex models to solve problems, support decisions and provide advice on various topics.

PC compatibles
£95 (Single copy) £300 (Site licence)
Modus Products, 1 St James Road, Harpenden, Hertfordshire, AL5 4NX
UK tertiary educational establishments only

Expert Choice

Expert Choice 9.0 for Windows is a decision support program based on a multi criteria hierarchical decision-making approach. Expert Choice offers five types of sensitivity analysis, a windows clipboard editor, a facility for creating customized reports, a complete hierarchy generator, a questionnaire generator, and an enhanced information screen editor with multimedia support.

PC compatibles (with Win 3.1, 95, NT, 8MB RAM, 10MB HD)
Single educational licence US\$ \$416.50, student v. \$70. Volume discounts available
Expert Choice, Inc., 5001 Baum Blvd, Suite 650 Pgh, PA 15213
Tel: +1 412 682 3844 Fax: +1 412 682 7008
E-mail: sales@expertchoice.com
<http://www.expertchoice.com/>
Demo: <http://ahp.net/software/download.htm>

Simulation, expert systems

Extend 3.0

A tool for creating discrete event and continuous simulations. Features include a drag and drop interface, hierarchy animation, sensitivity analysis, statistical capabilities, authoring system, interactive control, plus connectivity with spreadsheets, databases, I/O boards, etc. Additional libraries of blocks are available in the fields of control systems, neural networks and signal processing.

Macintosh (8MB RAM, 10MB HD), PC compatible (Win 3.1 with Win32s,
Win 95, NT, 8MB RAM, 11MB HD)

\$695.00 Volume discounts and academic pricing available

Imagine That Inc, 6830 Via Del Oro, Suite 230, San Jose, CA 95119, USA

Tel: +1 408 365-0305 Fax: +1 408 629-1251

E-mail: imaginethat@aol.com

<http://www.imaginethatinc.com>

Demo: <http://www.imaginethatinc.com/itdemo.htm>

FLEX

A hybrid expert system tool kit which offers frames, procedures and rules integrated within a logic programming environment. FLEX supports interleaved forward and backward chaining, multiple inheritance, procedural attachment, an automatic question and answer system. Rules, frames and questions are described in a English-like Knowledge Specification Language (KSL) which enables the development of easy-to-read and easy-to-maintain knowledge bases. FLEX is implemented in, and has access to, Prolog.

PC compatibles (Windows, 3.1 +), Macintosh
US\$: 1,000

Logic Programming Associates Ltd., Studio 4,
Royal Victoria Patriotic Building, Trinity Road, London, SW18 3SX

Tel: +44 (0) 181 871-2016 Fax: +44 (0) 181 874-0449

E-mail: lpa@cix.co.uk

<http://www.lpa.co.uk/>

Guru

An expert system shell/relational database/4GL. It is a total system for developing applications that combine expert systems and database technology. Guru's expert system features variables with certainty or confidence factors, fuzzy variables with many values, an inference engine capable of forward, backward, and mixed chaining, control over the algebra used when combining fuzzy/uncertain values, "how-and-why" querying of the inference process, and many other advanced capabilities such as forward chaining, backward chaining, mixed chaining, multi-value variables. GURU's 4GL constructs include screen/forms package, menu/window functions, report generator, graphics, text processor, spreadsheet, serial communications, real-time event handling, "C" programming language interface and natural language interface.

PC compatibles (MS-DOS, 640 KB RAM); Multi-user system: UNIX system and VAX

Micro Data Base Systems, Inc., 1305 Cumberland Avenue,

PO Box 2438 IN 47906-0438, West Lafayette, U.S.A.

Tel: +1 765 463-7200 Fax: +1 765 463-1234

E-mail: info@mdbs.com

Hugin v. 4.0

A software package for construction of model based expert systems in domains characterized by inherent uncertainty. It contains an easy to use probability based deduction system, applicable to complex networks with cause-effect causal relations subject to uncertainty. The implementation is based on an improvement of the award winning work by Lauritzen and Spiegelhalter: Local Computation with Probabilities on Graphical Structures and their Application to Expert Systems.

PC compatibles (Win32s, 4 MB RAM, Windows 95, Windows NT)

Multi-user system: Sun SparcStation (SunOS, 4.1.x)

Educational single user £780, Class licence, £1560

Vestergaard S., Hugin Expert A/S, Niels Jernes Vej 10, 9220, Aalborg O DENMARK

Tel: +45 98 156644 Fax: +45 98 158550

E-mail: info@hugin.dk

<http://hugin.dk/>

Demo for Win 95 and NT: <http://hugin.dk/demo/>

F.V. Jensen and S.L. Lauritzen and K.G. Olesen, Bayesian Updating in Causal Probabilistic Networks by Local Computations, *Computational Statistics Quarterly*, 1990, vol 4, pp. 269-282

Interact

Interact lets you simulate social interactions. You identify the kinds of people who are present. The program reports what kinds of behaviors might occur, what emotions people might feel, how the people might change their views of each other as a result of actions, and how changes in scene might affect behaviors. Interact is based on affect control theory, the idea that people try to conduct themselves so their feelings are appropriate to the situation, and if their actions aren't working to do this then they change their views of the situation.

Macintosh and PC compatible

Free

David Heise (<http://ezinfo.ucs.indiana.edu/~heise/home.html>)

Macintosh version. Includes a cross-cultural database and documentation:

<file://ftp.indiana.edu/pub/departments/socpsy/Interact.sea.hqx>

PC compatible: <file://ftp.indiana.edu/pub/departments/socpsy/INTERACT.ZIP>

KnowledgeWorks v. 3.2

An integrated, multi-paradigm programming environment that lets programmers model real-world problems using rule-based, object-oriented and procedural programming with complete standardization.

Runs on a wide variety of UNIX systems

Price on application

Willem van Dijk, Harlequin Ltd., Barrington Hall,

Barrington, Cambridge. UK. CB2 5RG

Tel: +44 (0) 223 872522 Fax: +44 (0) 1223 873873

E-mail: web@harlequin.com

<http://www.harlequin.co.uk/full/products/apps/knowledgeworks.html>

Simulation, expert systems

Leonardo

This expert systems development tool provides a powerful and flexible environment for the rapid development of applications. Leonardo provides rules, objects, classes and frames with attractive user interface utilities. Its combination of functionality and ease of use has made it particularly popular in the educational environment.

PC compatible (MS DOS or Win 3.1)
£2,495.00, CHEST Price: Dept. licence £995 (DOS) £1495 (Win)
Bezant Ltd, 6 St Mary Street Wallingford Oxfordshire OX10 0EL
Tel: +44 (0) 1491 826005 Fax: +44 (0) 1491 825687

Model Builder

Model Builder enables users, including complete novices to build models, and to interact with the models supplied. It is particularly useful for models which depend on quantitative relationships, including dynamic models where the numbers change over time, for example population growth.

PC compatible
£95 (Single copy) £300 (Site licence) UK tertiary educational establishments only
Modus Products, 1 St James Road, Harpenden, Hertfordshire, AL5 4NX
<http://www.modus-interactive.com/>

Model Maker

A software environment for the design, construction and analysis of simulation models. Models are constructed conceptually using a diagram which shows the relationship between various elements. Each element has an equation which can be viewed, manipulated and evaluated. ModelMaker comes with a valuable range of model analysis tools including optimization, confidence interval calculation, minimization, sensitivity and stochastic analysis. A range of tutorials and examples drawn from many disciplines are provided.

PC compatible (Win. 3.1+, 2MB RAM)
£349 (15% Educational Discount)
Vicky Jones, Cherwell Scientific Publishing, The Magdalen Centre,
Oxford Science Park, Oxford OX4 4GA
Tel: +44 (0) 1865 784800 Fax: +44 (0) 1865 784801
E-mail: modelmaker@cherwell.com
<http://www.cherwell.com/cherwell>

Monte Carlo Simulation Demonstration

This True Basic program performs a simple Monte Carlo simulation with a graphic output so that students can observe the results. It demonstrates the fact that simulation does not produce exact results but does produce very close estimates. Simulates a waiting line problem at an automatic teller machine; customer arrival times and customer service times are modelled.

Macintosh
Free on provision of disk and sae.
University of Notre Dame, Indiana, College of Business Admin, Indiana 46656

SocInfo Guide to IT Resources 4th Edition

Contact: Professor Barry Keating, Tel: +1 219 239 6370
or, Susan MacInnes, STEPS Project, Room 403,
Boyd Orr Building, University of Glasgow G12 8QQ
Tel: +44 (0) 41 330 4873
E-mail: susan@glasgow.statistics

NeuDesk v. 3.0

A spreadsheet driven neural network application development tool. For those with no previous experience with neural networks, NeuDesk automatically selects the network topology and training method. NeuDesk provides facilities for data input and output, selection of training methods and some control over network topology. Neural networks developed using NeuDesk can be used with both NeuRun and NeuModel products which are described elsewhere. NeuDesk is supplied with NCS' standard four training algorithms, Standard back-propagation, Stochastic back-propagation, Quickprop and Weigend weight eliminator.

PC compatible (386 or higher Win. 3.1)
£385

Neural Computer Sciences, Unit 3, Lulworth Business Centre,
Nutwood Way, Totton, Southampton UK. SO4 3WW
Contact: Gordon Snook
Tel: +44 (0) 703 667775 Fax: +44 (0) 1703 663730
E-mail: barny@ncs-skylake.co.uk
<http://www.demon.co.uk/skylake/>

PowerSim 1.1

PowerSim is a simulation and modelling environment for MS Windows. It provides a range of features for developing simulations for education and training and is compatible with Stella for the Apple Macintosh.

PC compatible (Win 3.1)
£590, Educational price - £295

Electric Brain Company, 13 Queen Square, Leeds LS2 8AJ
Tel: +44 (0) 113 2428928 Fax: +44 (0) 113 2428696

Simulink

An interactive environment for modeling and simulating a wide variety of dynamic systems, including linear, nonlinear, discrete-time, continuous-time, and hybrid systems. It combines the power and ease-of-use of an application package with the flexibility and extensibility of a language. Simulink lets you build block diagram models with click-and-drag operations, change model parameters on the fly, and display results "live" during a simulation. Simulink is built on top of the MATLAB Technical Computing Environment.

The Student Edition of Simulink, a limited version of Simulink for a student's home computer, is available through Prentice Hall.

PC compatible (Win 3.1, 95, NT, 4MB RAM, 2MB HD),
Macintosh (4MB RAM, 2MB HD), UNIX.
US\$: 100 - 1000

The Mathworks Inc., 24 Prime Park Way, MA 01760-1500, Natick, U.S.A.

Simulation, expert systems

Tel: +1 508 6531415 Fax: +1 508 6536284

E-mail: info@mathworks.com

<http://www.mathworks.com>

Ref. The MathWorks, Inc. (1995). *The Student Edition of SIMULINK User's Guide*.
Prentice Hall

Stella II 4.0

This program provides the analyst with a powerful modelling environment for the investigation of any time-dependent process (including discrete event simulation). The package has extensive graphical capabilities and data import and export routines. The program has a high-level mapping tool which facilitates the initial stages of modelling, where brain-storming and hypothesis formulation techniques are important.

Macintosh (8MB RAM, 8 MB HD), PC Compatible

(Windows 3.1, 8MB RAM, 12MB HD)

Cognitus, 1 Park View, Harrogate, North Yorkshire HG1 5LY

Cost: £249.00 (Standard Version) £399 (Authoring Version)

E-mail: russ@cognitus.demon.co.uk

<http://www.demon.co.uk/cognitus/congmain.html>

High Performance Systems, Inc., 45 Lyme Road, Suite 300, Hanover, NH 03755

Tel: +1 603 643-9636 Fax: +1 603 643-9502

E-mail: support@hps-inc.com

<http://www.hps-inc.com/>

Internet

Most people are now aware of “surfing the web” with World-Wide Web (WWW) browsers and many lecturers are now making material available on the Web and many students are exploring the Web for information for their coursework. There is clearly not space in this guide to list all the resources of relevance to sociology, social policy and politics that are accessible on the Internet, and nor would it be appropriate. The best way to find out about them is to start from the SocInfo WWW site and follow the links. <http://www.stir.ac.uk/socinfo/> Below are given just a few of the resources of interest, namely electronic journals.

Both browsing the Web and developing material for it requires software. In the following section there are brief details of some of the most common browsers and some of the popular HTML editing programs which enable you to create your own Web pages. However, in reality, preparing Web pages and setting up and running Web sites requires a lot more than just a browser and an HTML editor. There is not space here to list all the additional software that is available (like image preparation), but fortunately there is on-line information about many of the programs. This comes from the survey, *Software Tools for the World-Wide Web* done in October 1995 to May 1996 by Tony McDonald, David Surtees and Janet Wheeler at the University of Newcastle. The aim of this project was to perform a cross-platform (Macintosh, UNIX and Windows) survey of WWW software tools and to report briefly on as many as possible under the constraints of time, software costs and equipment available. The contents of the report can be found at the URL: <http://www.ncl.ac.uk/wwwtools/>

The market is very volatile and there is a huge number of tools, with more appearing almost every day. Because of this the survey concentrated mainly on servers, browsers and HTML tools; coverage of other areas was of necessity somewhat patchy due to time constraints. The survey identified 33 servers, 38 browsers, 82 HTML tools and 61 miscellaneous others, including log analysis, helpers, graphics, image maps and bookmark managers, plus 12 on-line tools, mainly HTML validation services. Almost all of this is free or shareware and downloadable from the Internet. Bear in mind though, that this information is now rapidly becoming dated. For example, version 4 of both Netscape Navigator and Microsoft Internet Explorer are just being released. They were at version 2.0 in the survey. However, as long as you are prepared to find out about latest versions (and the survey gives links to the sources), you can easily update most of the information yourself.

One big change that has happened since the end of the Newcastle survey is the growth of interest in and use of Java. This is a new programming language, designed amongst other things to be run by downloading over the Internet. It is now being widely used to extend the functionality of Web pages. Navigator (since v. 3.0), Hot Java, Cyberdog and now Internet Explorer (with version 3.0) support it. Some believe that Java will bring about another revolution in micro-computing because all Java programs are by definition cross-platform. As long as the computer and its operating system (or Web browser) supports Java then it will be able to run programs written in Java. It will no longer matter whether the machine is a Macintosh, PC compatible, UNIX workstation or even a Network

Internet

computer, nor whether it is running MacOS, Windows 95/NT, Solaris, X-windows etc. From the point of view of creating WWW content, it is unlikely that many lecturers will want to or be able to create Java programs. Others will do that. For now it is sufficient to ensure that your Web browser supports Java. At a broader level, by the time the next edition of this guide is published we shall be able to judge just how much difference Java has made and whether it has really produced a revolution in computer use.

Electronic Journals

Annual Reviews Sociology On-line

Facilities include: abstracts of articles for the past 12 years, full text of articles, 1993 - 1996 at \$5 (using credit card), over 6000 selected references to the literature. These can be searched, printed and browsed.

<http://www.annurev.org/series/sociolgy/sociolgy.htm>

Canadian Journal of Sociology

Since its founding in 1975, this has been a source of information on Canadian society, as well as new trends in the discipline internationally. Gives contents pages for the printed version, and on-line versions on a few of the included papers.

<http://gpu.srv.ualberta.ca/~cjscopy/cjs.html>

Electronic Journal of Sociology

Refereed journal publishes scholarly research on sociological knowledge in both HTML and ASCII formats. The pre-print feature and web discussion provides the opportunity for interactive discussion amongst the journals' editors, readers and authors.

<http://olympus.arts.ualberta.ca:8010/>

Future of Children

Published three times a year, this publication is distributed free of charge. Its purpose is to disseminate timely information on major issues related to children's well-being.

<http://www.futureofchildren.org/>

Journal of Criminal Justice and Popular Culture

Publishes reviews of all types of popular culture artifacts and original essays pertaining to the intersection of popular culture and criminal justice.

<http://www.scj.albany.edu:90/jcipc/>

SocInfo Guide to IT Resources 4th Edition

Postmodern Culture

Published three times a year by Johns Hopkins University Press with support from North Carolina State University and the University of Virginia's Institute For Advanced Technology in the Humanities. Only the latest issue is available on-line. Back copies are available in paper form or by subscription.

<http://jefferson.village.Virginia.EDU:80/pmc/>

SCROL

A new international journal published in the English language which promotes rapid communication among sociologists. Sociological Research On-line is supported by the Joint Information Systems Committee's Electronic Libraries Programme (eLib). It is managed by a consortium of the Universities of Surrey and Stirling, the British Sociological Association and SAGE Publications. It brings together peer-reviewed articles and debates concerned with the application of sociological forms of analysis to a wide range of public issues and private concerns.

<http://www.soc.surrey.ac.uk/socresonline>

Social Research Update

Social Research Update is published quarterly by the Department of Sociology, University of Surrey, Guildford GU2 5XH, England. Subscriptions for the hardcopy version are free to researchers with addresses in the UK,

E-mail Sociology@soc.surrey.ac.uk.
<http://www.soc.surrey.ac.uk/sru/Sru.html>

The Arachnet Electronic Journal of Virtual Culture

Includes recent special issue: Gender Issues in Computer Networking.

[gopher://gopher.cic.net:70/Electronic Serials/Alphabetic List/e/Electronic Journal on Virtual Culture/](gopher://gopher.cic.net:70/Electronic%20Serials/Alphabetic%20List/e/Electronic%20Journal%20on%20Virtual%20Culture/)

Anonymous FTP from: <ftp://ftp.byrd.mu.wvnet.edu/pub/ejvc>

The Qualitative Report

An on-line journal dedicated to qualitative research and critical inquiry

For more information, E-mail Ron Chenail at ron@nsu.acast.nova.edu
<http://www.nova.edu/ssss/QR/index.html>

Web Browsers

Cyberdog 1.1

Cyberdog is a suite of Internet applications based on Apple's innovative OpenDoc technology. Supports most basic HTML (forms tables etc.), and via OpenDoc supports e.g. QuickTime movies. Needs the OpenDoc system extensions to run. With the Java Runtime for Mac installed, Cyberdog can run Java applets. OpenDoc for Windows is in development by IBM and should be available in early 1997

Macintosh (Java - PowerPC only)

Free

Apple Computer

Download from <http://cyberdog.apple.com/>

HotJava 1.0

Written entirely in Sun's Java programming language, HotJava was developed to demonstrate the possibilities of Web applications with downloadable client-side executable content.

PC compatible with Win 95 or Win NT, UNIX (Macintosh v. in development)

Free

Sun Microsystems Inc., Mountain View, CA

Tel: +1 415-960-1300

E-mail: java@java.sun.com

<http://www.javasoft.com>

Microsoft Internet Explorer 3.0.1/4.0

Just over a year ago Microsoft had no browser to speak of. Now there is Microsoft Internet Explorer (MIE) 3.0 for PC, Mac and UNIX. The program is fast and has a small memory and hard disk space footprint. The help system is accessed locally (i.e. all the HTML documents are stored on the local hard disk), so the browser can be used off-line and help documents appear quickly. As it uses the Netscape 2.0 plug-in technology, most plug-ins should work well. HTML innovation includes support for cascading stylesheets. Supports QuickTime and AVI video, AU, AIFF, MIDI and WAV sound without the need for plug-ins, shows GIF animations, shows VRML 3D using QuickDraw 3D on the Mac or Windows 3D add-in. Font sizes of the main window can be changed very easily - useful for the visually impaired. Version 3 supports Active-X and Java (with a choice of Java Runtime interpreters) and version 4 should support JavaScript (so far only available in Navigator). Version 4 was in beta testing at the time of publication. The Mac version uses Internet Config to harmonize with other Internet applications and understands a large set of AppleScript events.

Macintosh (68k & PowerPC), Windows 3.11/95/NT, UNIX

Free

Microsoft

Download from <http://www.microsoft.com/>

NCSA Mosaic 2.0.1

NCSA Mosaic has a smaller memory footprint than Netscape, and its unique 'kiosk' feature whereby people can use a subset of its functions make it very useful in environments such as information points. As the source code is available to academic and non-profit institutions, it is theoretically possible to change the nature of the browser to whatever you want it to be. Development of NCSA Mosaic has waned somewhat, but it is still useful for those who want a robust, simple web-browser and do not need extensions such as Shockwave, QuickTime movies or RealAudio sound. No 'plug-in' capability. Does not understand animated GIFs, nor inline JPEGs. Understands tables. A fairly stable alpha version of version 3 is now available.

Macintosh (68k & PowerPC), Windows 3.11/95/NT, X-windows

Free

National Center for Supercomputer Applications

<http://www.ncsa.uiuc.edu/SDG/Software/>

Netscape Navigator 3.01

At one time the de-facto standard web browser, with an overwhelming majority market share Navigator is being strongly challenged by Microsoft with Internet Explorer. However it is still probably the most popular browser. It offers many advanced features, such as support for Java (except in the Win 3.1 version) and third-party plug-ins. Netscape has moved rapidly from version 1.1N to version 3.0, supporting JavaScript, Java, plug-ins for different media-objects (QuickTime movies, VRML Shockwave etc. - over 50 listed on Netscape's WWW site). The browser includes built-in facilities for reading and sending E-mail and newsgroups. Very full set of HTML features supported include tables, forms, frames, animated GIFs, background GIFs, client side image maps. Version 4, due out in early 1997 as part of the Communicator suite, should see support for cascading style sheets and on the Mac it is planned to deliver Navigator as a set of OpenDoc parts.

Macintosh (68k & PowerPC), Windows 3.11/95/NT, X-Windows, Solaris.

Free to students and staff of educational and non-profit organizations, otherwise

US\$49.00

Netscape Communications Corporation

<http://home.netscape.com/>

Download: <ftp://sunsite.doc.ic.ac.uk/packages/netscape/pub/navigator/3.01/>

HTML editors

BBEdit

BBEdit is essentially a text editor designed to be use by programmers, but is included here because of the excellent ‘extensions’ that are available enabling it to function as a full HTML editor. These include BBEdition HTML extensions (release 13) and BBEdition HTML Tools (1.3 or 2.0). The last of these appears in the program as a set of configurable buttons on a toolbar which enable rapid writing and formatting in HTML. Supports HTML 3 and Netscape extensions. No built-in page preview, but can be run alongside your favourite Web browser so you can see the results of your HTML script.

Macintosh
Freeware (the Lite version), £89.50, Education £58.99
Full Moon Software, PO Box 862, Maidenhead, Berks. SL6 0QJ. UK
Tel: +44 (0) 1628 660242 Fax: +44 (0) 1628 666084
E-mail: sales@fullmoon.com
<http://www.barebones.com/>

Lite version available from: <http://www.barebones.com> and various info-mac mirrors such as SunSite (see page 181).

BBEdit HTML Tools (1.3 or 2.0)

An integrated HTML editor for the BBEdition text editor by Lindsay Davies. Two versions exist at present, 1.3 for the “Lite” version of BBEdition and version 2.0 for the full (commercial) version of BBEdition. Supports HTML 3 and Netscape extensions.

Macintosh
Free for non-commercial users. Commercial users need to pay a fee.
Download:
ftp://ftp.barebones.com/pub/third-party-extensions/HTML_Tools_v1.3.hqx

Claris Home Page v. 2.0

WYSIWYG, web-authoring program that provides the ability to design and develop customized web pages without having to learn HTML or programming. Capabilities include, frames, tables, libraries, multimedia plug-in support, built-in remote site publishing, the ability to edit raw HTML. Includes 25 site templates that are provided for the creation of a Personal Page, Calendar, Newsletter, Presentation, or Small Business Presence.

Macintosh (8MB RAM), PC compatible (Win 95 or NT- **NOT 3.1-**, 8/16MB RAM)
\$99 (Education \$59)
Claris International Inc., 1 Roundway Avenue, Stockley Park,
Uxbridge, Middlesex UB11 1BG.
Tel: 081-756-0101; Fax: 081-573-4477;
<http://www.claris.com>

GNNpress

A full WYSIWYG editor which includes a built-in link checker and a limited page management facility. Editing takes place directly in a fully-functional browser window with drag and drop editing within and between windows. In addition, the raw HTML can be viewed and edited. Has a table editor that supports attributes and facilitates the creation of complex tables, including nested tables. Includes a form builder, but you still have to create your own CGI scripts to handle the output.

MacOS (System 7+, 7MB HD, 8MB RAM), Windows,
(486 recommended, Win 3.1, 95 or NT, 8MB RAM), UNIX

Free
GNN/America Online
<http://www.gnnhost.com>

Hotmetal 2

Hotmetal is a semi-WYSIWYG editor which includes document validation for HTML 2, HTML 3 and Netscape extensions. A comprehensive toolbar arrangement for insertion of HTML tags. Images, links, text styles and tables are shown WYSIWYG (forms are not). HTML tags and URLs can be shown or hidden, thus providing a reasonable preview. With rules checking turned on, makes it virtually impossible to write incorrect HTML. The Pro version includes SoftQuad's MetalWorks, updated rules files, imagemaps, spelling checker and multi-browser document checking.

Internet – HTML editors

Macintosh (68K & PPC), Windows 3.1/95/NT, Unix (Solaris)

Free. Pro version 2 costs \$195

Available from: SoftQuad

Download Windows or Mac v. from: <http://www.softquad.co.uk/>

Internet Assistant 2

An add-on to Microsoft Word which enables the conversion of Word files to a sort of HTML. Many people would want to use an editor on the HTML produced. Headings are distinguished by the use of font sizes - the heading tag seems to be absent entirely from the user interface and documentation (although it can be edited into the source manually). Poor support for named anchors. Images copied to the same folder in which the document was saved as HTML but renamed to something meaningless, and a transparent GIFs become non-transparent. Background and text colours can be picked from a limited colour palette.

Macintosh, Windows (16 bit version 1 or 32 bit version 2)

Free

Microsoft

Download from: <http://www.microsoft.com/>

Microsoft FrontPage 97 with Bonus Pack

With a redesigned interface, it now resembles Word 7.0. Supports page creation and site management. There are buttons for inserting tables and form elements, and the text formatting tools include heading sizes in the styles drop-down menu and Netscape font sizes on buttons on the toolbar. Notable limitation is inability to edit HTML label text. Graphics can be imported but not edited. Comes with a good collection of 'wizards' and 'bots' to help you design the page. Drop WebBot components onto your pages to add functionality such as full-text searching and forms. Supports JavaScript and Microsoft Visual Basic Scripting Edition, using an intuitive user interface, and connection to databases and insertion of ActiveX controls, Java applets, and Netscape plug-ins for interactive Web pages. Images can be designed in the included Microsoft Image Composer or professional photographs incorporated from the Microsoft Image Composer stock photo library. Includes tools to remotely author and edit your Web sites. Uses the shared spelling checker, global Find and Replace, and the Microsoft Thesaurus from Office 97.

PC compatible (486+, Windows 95 or NT, 8MB RAM (95),

16MB RAM (NT), 15MB HD)

£99 approx.

Microsoft

Tel. +44 (0) 345 002000

<http://www.microsoft.com/>

Navigator Atlas Gold (3.0)

A browser/WYSIWYG editor with tag insertion from toolbar and menus. Does everything the Navigator browser does and supports switching from browsing the page to editing the page. New documents can be blank, created using Netscape's Page Wizard or created from a template. The last two options mean a connection to Netscape's web site. The templates option also gives: page style guides, clip-art (animated GIFs, mozilla illustrations, rules and bullets), backgrounds, Java & JavaScript resources, design tips. Tables design is WYSIWYG, with cells expanding as you type. Text, link and background colours and background image can be easily set. Forms do not seem to be handled and forms in existing documents are not displayed. Frames are not handled. The raw HTML can be viewed but not edited directly. Documents displayed in the browser can be saved to the local machine and edited. If relative URLs are used on the page, the user is prompted as to whether they are to remain that way, and whether local copies of any images on the page should be saved.

Macintosh (PPC only), Windows 95/NT, UNIX
Free to students and staff of educational and
non-profit organizations, otherwise US\$79.00
Netscape Communications Corporation
<http://home.netscape.com/>

Download: <ftp://sunsite.doc.ic.ac.uk/packages/netscape/pub/navigator/gold/3.01/>

PageMill 2

Adobe PageMill is a full WYSIWYG HTML editor. There is little for anyone who uses this program to learn HTML and the program supports probably the widest range of HTML facilities including tables, forms and frames, but still not meta tags. It has full 'drag & drop' capabilities, and this is used to create links between web documents at the same site, though external links need to be typed in or entered from saved bookmarks. Excellent support for images, allowing the user to import images in several formats, scale these images, select transparent colours and add clickable map capabilities to them. Supports easy construction of sever-side or client-side image maps.

Macintosh and PowerMac, Windows 95/NT, **NOT** 3.1
£70, academic discounts available.

Adobe Systems European Headquarters, Adobe House, West One Business Park,
5 Mid New Cultins, Edinburgh EH11 4DU, Scotland, United Kingdom
Tel: +44 (0) 131 453 2211 Fax: +44 (0) 131 453 4422
<http://www.adobe.com>

Glossary of Internet terms

A

Acceptable Use Policy

This refers to policies that restrict the way in which a network may be used. Usually, a network administrator makes and enforces the rules. There is an Acceptable Use Policy governing JANET, the UK academic network, to which all Universities must comply. Details can be found on NISS.

ActiveX

Microsoft's key Internet component technology to compete with Java. Designed to originate on Windows machines, thought it will be viewable on other platforms.

ADN

Advanced Digital Network. Usually a network operating on a 56 Kbps leased-line.

Advanced Research Projects Agency Network (ARPANET)

The Internet's grandfather, ARPANET was born in the late 1960's by the Defense Department. The US government wanted to develop a wide-area-network that could survive a nuclear war. The project started small -- three computers in California connected to one in Utah -- but has grown up and developed into the Internet we all know and love!

Agent

Software which performs operations such as file extraction and preparation for an application. There are now agents available to search the WWW for information you would like in ways that respond to your past interests.

Alias

An alias is short and quick nickname to refer to something else with a longer name. For example, to E-mail Brian, I just type "brian" instead of "crandallb@hud.ac.uk". The same would apply for a system resource or application that you assign a "nickname". Also used to refer to icons on the Mac desktop which are alias of the 'real thing' but allow convenient placement without confusing the actual storage of files.

Alpha testing

Testing of software usually done inside the software company to eliminate major bugs. Only then is software sent outside the company to "beta" testers.

Anonymous FTP

Logging on to a server anonymously allows you to access and download files in the public domain. If you are logging on to an FTP site from your web browser, chances are you will be logged on as "anonymous" automatically with your E-mail address as your password. The majority of FTP sites support anonymous access.

Applet

A (usually) small program written in Java designed to be downloaded automatically over the WWW and run on your local machine. Used to add functionality to WWW pages.

Application

Applications are also called "apps" or simply "programs". Some common Internet applications include FTP, E-mail, and Telnet. Netscape Navigator and Microsoft's Internet Explorer are also common Web applications.

SocInfo Guide to IT Resources 4th Edition

Archie

Archie is a program that allows you to search the Internet for files located anywhere by their names. Once you've located them, you can use FTP to download them.

Archive

Archives are collections of files stored on servers. FTP sites are typical examples of archives.

ARPANET

See Advanced Research Projects Agency Network.

ASCII

The American Standard Code for Information Interchange is the global standard for converting Latin letters and numbers into the binary code that computers recognize. Each ASCII code can be represented by a 7 digit binary number from 0000000 to 1111111.

AUP

See Acceptable Use Policy.

Authentication

The process of entering your username and password is known as authentication. You prove, or "authenticate", that you are who you say you are when you enter your password.

B

Bandwidth

A measurement of the amount of data that can be transferred over a network connection. The pipe analogy is a good one – the bigger the pipe, the more water can flow through it. Bandwidth is usually measured in bits-per-second (bps).

Baud rate

A term used to measure transfer speed over an analog circuit such as a plain old telephone service (POTS).

BBS

Bulletin Board System. A system that lets you post and read messages. You can read other messages, or wait a bit until someone responds to your "post". Most

software/hardware vendors maintain a BBS to provide technical support and allow registered users to download patches and updates.

Beta Test

After alpha testing, software manufacturers like to send out their applications to "beta testers" before they release the product to the general public. Beta testers are end users eager to play with the new software. In return for their sneak previews, the testers make suggestions, ferret out bugs, and hopefully generate enthusiasm for the product's release.

Bit (Binary digIT)

A bit is the smallest unit of measure for computer data. Bits are represented by binary digits, and can be either on (1) or off (0). Bandwidth is usually measured in bits-per-second (bps).

Bounce

What happens to E-mail that for some reason doesn't get to where you sent it. A "bounced" message returns to you and usually includes "Message Undeliverable" in the subject line. Common causes are that the recipient has moved addresses or that their mail box is full.

bps (Bits-Per-Second)

A unit of measurement that describes how fast data is transmitted across a digital circuit. Usually, modem speed is described in bps. For example, a "28.8 modem" can transfer 28,800 bits per second.

Browser

Software used to view World Wide Web pages, either on the Internet or, increasingly frequently, inside companies, on an Intranet. Initially browsers are being used to run Java through built-in Java compatibility, but Java will soon be built directly into PC operating systems and run applications without the need for browsers. Cyberdog on the Mac and Microsoft Internet Explorer support Java in this latter way.

Glossary of Internet terms

BTW

"By The Way" Often used in IRC chat sessions or e-mail, sometimes sarcastically.

Byte

A byte is a group of bits (usually 8), and conventionally can hold enough information to store one alphanumeric character. Storage space is usually measured in bytes. For example, a 500 megabyte hard drive will store around 500 million bytes.

C

CGI

Common Gateway Interface. The specification of how WWW browsers can communicate back to servers and how servers can communicate with other programs to do things like look up information in a data base or respond to a click on an image map on a Web page.

CHAP

Challenge-Handshake Authentication Protocol. Another way to prove you are you are. CHAP allows you to login to your IRC without a terminal screen. This method is more secure than password authentication (PAP) because there is never a text based password.

Chat

See IRC.

Client and Server

When you and your computer are searching for or accessing information on another computer, you are the client. The other computer is the server, and together you are using client/server technology. The server stores the info and makes it available to all authorized clients.

Component Technology

The breaking up of programs into separate "components" which can be transferred easily between different applications and even operating systems. Components may be mini-programs, such as a spellchecker, or data, such as

a spreadsheet report which can be shared across applications and edited without the original program which created it.

Crackers

People who sneak through cracks in firewalls. They steal stuff and mess with stuff. They crack the system.

Cyberspace

William Gibson coined this term in his novel *Neuromancer* while describing "the world of computers and the society that gathers around them". Sure to go down with "re-engineering" and "information superhighway" as one of the most over-used words of our decade.

D

Daemons

Applications on servers. A example is httpd – the program that serves up WWW pages and farms out CGI tasks (such as responding to forms) to other server daemons.

Data Encryption Key (DEK)

Locks up and encrypts your precious and sensitive data.

Data Encryption Standard (DES)

Commonly used encryption method on the Internet. The subject of much debate since the US government wants to keep a "back door" entry into all encryption systems. The UK government wants the same but is more coy about admitting it.

Dedicated Line

This is the extra phone line you get when your family and friends complain that no one can get through because you're always on the Internet.

Dialup

The most common way to access the Internet outside universities. A dialup connection uses a modem to connect one computer to another across regular phone lines.

Discussion Group (or Forum)

A Discussion Group is the Internet's version of a Bulletin Board. Users E-mail

SocInfo Guide to IT Resources 4th Edition

messages and respond to other users' posts about specific topics and interests. Some great and current information is shared in these discussion groups, others are full of ignorant bigots. Chose the ones you like.

Domain Name

www.hud.ac.uk is a Domain Name. The first part is who you are, the second part shows the kind of site and where it is. Suffixes such as .uk, .fn, .ca, or .it mean United Kingdom, France, Canada, Italy. By convention if there is no country suffix it means the USA. Other common suffixes are .ac, .edu, .gov, .com and .org. that stand for academic (usually only in the UK), educational, government, commercial and organisation. Domain Names are unique, and are registered through a governing organization called InterNIC. Some domain names are registered but not "active", that is, you can't visit them with your Web browser. Some businesses register their Domain Names so they can have an Internet E-mail address, but don't develop a real Web site. Other sites are just "under construction".

DNS

Domain Name Service. The DNS allows you to access a site with its Domain Name instead of its numerical IP address. In other words, you can remember "www.hud.ac.uk" instead of 112.4.161.2.

E

E-mail

Electronic Mail. Fast, convenient mail messages sent electronically from one computer to another. Most E-mail systems have facilities so that you can send binary enclosures or attachments such as computer files and programs.

E-mail Address

An E-mail address like ctisoc@stir.ac.uk is made up of two parts, the username and the host name. They are separated by an @, and when you tell someone your E-mail address you say, "ctisoc at

stir dot ac dot uk". Your username must be unique on your server, and the host name is a name unique on the Internet chosen by the server. The host name might have several parts separated by full stops (stir.ac.uk). These other sections are called subdomains, and are common on large company or university servers.

Encryption

Encryption encodes packets of information as it's transferred across a network. Only the correct recipient will have the electronic "magic number" needed to read and receive the data.

Ethernet

The most common way of connecting computers in a local area network (LAN). This cable ties your department computers together, and allows you to transfer information to other clients in your network at up to 10,000,000 bps.

F

FAQ (Frequently Asked Questions)

A FAQ is a compilation of Frequently Asked Questions, that exists on many Web sites, and nearly every Discussion Group or BBS. They are often the source of excellent and very up-to-date and specialized information. Before posting a question on a Discussion Forum or BBS it's a good idea to skim through the FAQ. If you ask something that the active users just got finished beating to death, it's likely you will receive a rather terse, "RTDF" (Read the dammed FAQ.)

Fibre Distributed Data Interface (FDDI)

Speeding along data on a fiber optic cable at about 100,000,000 bps (10 times as fast as Ethernet and 3500 times as fast as a 28,800 modem). Many universities are now in the process of replacing 10 Mbps Ethernet with 100 Mbps FDDI

Finger

This command lets you get information about someone on the net. It is a UNIX command, (but finger utilities exist for

Glossary of Internet terms

other OS's) and will tell you if someone else is logged on, if they have unread mail, etc.

Flame

Ranting and raving, through E-mail. What might seem rather mild comments face to face can seem very pointed and personal when received in an E-mail message. Generally not good E-mail manners (netiquette), though some self-aware users put <Flame on> and <Flame off> before their comments so that the reader knows better how to read them.

Firewall

A LAN's primary line of defense against hackers and crackers. The firewall separates the LAN into public and private sectors, and, theoretically, the private stuff is accessible to only those inside the wall.

Follow-up

Replies to E-mail or posts on discussion forums or newsgroups are sometimes called follow-ups, or threads".

FTP

File Transfer Protocol. The most common way to download and upload (get and put) files on the Internet. When you download something from SunSite Europe at Imperial College, you are connected to an FTP site, and your computer and the server use FTP to send you the file. Most WWW browsers give access to FTP sites, you just don't get any fancy text and graphics.

FDDI

See Fiber Distributed Data Interface

G

Gateway

The old name for the link between networks that can't communicate otherwise (e.g. a LAN and the Internet). The new name is router. Your ISP uses a router or routers to connect your dialup call to the Internet.

Gopher

A pre-WWW system. Implements hyperlinks like WWW but without the text and graphics pages. Gopher servers can be searched using programs like Veronica or Jughead. Most WWW browsers now allow access to Gophers in the same way as the WWW, you just don't get the fancy graphics.

GIF (Graphics Interchange Format)

A graphics file compression format that is commonly used on the Internet to provide graphics images in Web pages. These graphics are viewable across multiple OS platforms. The GIF89 format now allows transparent backgrounds and animated images. For small images that need no sound this is a simpler and more compact method than digital video. Most browsers support GIF89 now.

GUI

Graphical User Interface. The part of the operating system which presents windows, menus, dialogs etc to the user. First developed at the Xerox Palo-Alto Research Center in the late 1970s, the most famous implementation is on the Macintosh. Now generally agreed that a GUI makes computers easier to use.

H

Hacker

Originally used just to describe obsessive programmers, "hacker" was then used to describe burglars and snoopers of cyberspace. The word now usually describes folk who just like to poke about and check things out. The destructive and malignant folk are now called "crackers".

Host

Usually refers to a server machine that allows client machines to visit, access, and share files.

Host Address

The address of a host computer on the Internet.

Hostname

A host computer's Internet name. (i.e. www.stir.ac.uk)

Hypermedia

Multimedia and hypertext bundled in to one cool buzzword.

Hypertext

All those blue underlined words all over the Web are Hypertext links. When you click on them they take you somewhere else (to a new document, somewhere else in the current document, etc.)

HTML

HyperText Markup Language. The script in which pages on the World Wide Web are written. For those with long memories it's rather like the dot commands in WordStar or WordPerfect's "reveal codes". HTML source code can be seen (but not edited) by choosing View Source from the menus on your browser.

HTTP

HyperText Transport Protocol. So that's what that "http://" is all about! HTTP is the protocol that the servers and the clients of the Internet use to transfer WWW hypertext documents all over the Web.

I

Integrated Services Digital Network (ISDN)

Eventually, this communications standard allowing transfer of voice and digital network services will replace our current phone system. If you really want to speed up your Internet access, but can't afford a T1, ISDN is the way to go. You'll transfer up to 128,000 bits-per-second. Commonly used by print bureaux.

Internet

The public "network of networks" which spans the world and can be accessed through dial-up connections or direct, high-speed links (such as provided by JANET. The Internet and its electronic protocol, TCP/IP carries several services

including, the World Wide Web, E-mail, FTP, Gopher and newsgroups.

Internet Service Provider (ISP)

The ISP provides the connections, routers, etc. and then customers pay them a fee for the right to access the Internet through their network, very often by dial-up modem access. Some ISP's don't provide access to the Internet, but they help companies build an Internet presence through Web site design and maintenance.

Internet Relay Chat (IRC)

IRC allows you to communicate in chat rooms with other users. Everything is in real time and only limited by your typing skills and the rules of the room. The room operator can boot you if you step out of line, so be good. Anyone who has watched MTV lately can tell you that IRC chat has received the official "hip and cool" stamp of approval.

Intranet

A private, internal network based around Internet and WWW technology but closed to the outside world except through a controlled gateway.

IMHO

Acronym for "In My Humble Opinion". Generally seen in IRC, E-mail, or Usenet postings.

IP

Internet Protocol. This is what allows the many computers on the Internet to communicate across the various networks and different operating systems. It is the common denominator in a generally non-standardized and diverse world.

IP Address

This is the equivalent of the telephone number of your favorite Internet destination. Fortunately, most sites and servers also have a domain name, which is usually easier to remember. For example, when you type http://www.stir.ac.uk you are using HyperText Transfer Protocol to "dial" the IP address (139.153.13.20) of

Glossary of Internet terms

www.stir.ac.uk by typing in its domain name. Every IP address is unique.

ISDN

See Integrated Services Digital Network.

J

Java

A computer programming language which can run on most modern platforms and is based around C++. Often used to add functionality to WWW pages.

JANET

The Joint Academic Network is that part of the Internet which connects up all the UK universities and research centres. It is funded by the JISC, the Joint Information Systems Committee, itself funded by the four UK university funding councils.

JPEG

An extremely popular image compression format developed by the Joint Photographic Experts Group. JPEG works best with full-color photo images, often scanned into digital format. GIF is still the compression format of choice for graphics with few colours or simple design.

K

K

Kilo, as in kilobyte. Often thought to be 1,000, especially in job adverts. But actually in computers it's 2 to the power of 10, which is 1024.

L

LAN

Local Area Networks are common in most all businesses and universities. They allow users to easily send E-mail, access large company databases, and share files and printers. Most LANs also have an Internet connection so users can access resources outside the LAN.

Leased Line

A leased line refers to a dedicated line used exclusively to connect a remote user to a network. Most UK universities are connected to the Internet by leased line.

Listserv

A type of automated mail distribution system, Listservs allow you to subscribe automatically to a mailing list and receive E-mail about specific topics. To subscribe to these groups, you typically send E-mail to the Listserv and say something like "SUBSCRIBE" in the body or subject of the message. A computer will interpret your E-mail, and add you to the periodic mailing list. See also Mailbase.

Lurking

When you are there in the cyber shadows of a mailing list or an IRC channel "listening" or reading but not talking or writing, you are lurking. It's probably a good idea to lurk for a little while to get the feel of the way things work. The same concept applies to Discussion Groups, where it's a good idea to read the FAQ and the current posts before leaving your own.

M

M

Mega as in megabyte. Often thought to be 1,000,000 or 1,000K. But actually in computers it's 2 to the power of 20, which is 1,048,576.

Mailbase

A type of automated mail distribution system run in the UK, Mailbase allows you to subscribe automatically to a mailing list and receive E-mail about specific topics. To subscribe to these groups, you typically send E-mail to the Mailbase server with the message "join .<name of the list>" in the body of the message. A computer will interpret your E-mail, and add you to the mailing list. See also Listserv.

Mailing List

Just like snail mail mailing lists, but using your E-mail address. You can request to join mailing lists to be notified, for example, when a particular Web site has been updated. Listservs and Mailbase are also common examples of mailing lists.

Memory

Also known as RAM – random access memory. The part of the computer where information and programs are kept when they are being used, i.e. when the machine is switched on. Anything in RAM is lost when the machine is switched off. Not to be confused with storage.

MIME Encoding

Multipurpose Internet Mail Extensions. An encoding standard for that allows non-text files like graphics, sound clips, etc., to be attached to regular text E-mail. Your E-mail program will encode these binary files and change them into text files. When the E-mail is sent, your program notifies the recipient program of the MIME encoding standard used, and in effect sends instructions as to how to put the file back into its original form.

Mirror Site

Mirror sites come into play when a particular Web or FTP sites becomes extremely popular. When the site is so popular that it puts particular strain on the server, often the site providers will put the same information and content on another server, and create a “mirror site” to accommodate more users.

Modem

Short for “MOdulator, DEModulator”, modems convert digital data into analog wave forms that can be transmitted over current, non-digital phone lines. They let your computer communicate and share info with other computers on the Net.

Mosaic

The original graphical Internet browser. The National Super Computer Association (NCSA) invented Mosaic, and it was the Web’s early standard.

Netscape Navigator was developed by some of the original members of the Mosaic development team.

N

Netiquette

Being nice and polite on the Net. Actually, just not being a complete boor will do.

Netizen

A member of the global Net community. Just like citizens, netizens have rights AND responsibilities.

Netscape Navigator

The successor to Mosaic as the most popular and well-known browser on the Web. Often referred to as ‘Netscape’, though that’s actually the name of the company. The program is Navigator.

Network

A number of computers linked together and sharing resources.

Network PC

A computer designed to run Java applications directly from the network, but without storing data locally.

Newsgroup

The name for discussion groups on Usenet. Newsgroups are basically distributed bulletin boards about particular topics and interests.

NIC

An acronym for Networked Information Centre that applies to any office that handles info for a network. The big and famous one that handles the administrative needs of the Internet is the InterNIC, which is where new domain names are registered.

NNTP

Network News Transfer Protocol. Just like HTTP, but for newsgroups.

Node

A node is any computer connected to the Internet.

Glossary of Internet terms

O

OpenDoc

Component technology developed by IBM, Apple and others which is now being hooked up to Java to provide a cross-platform component technology.

Open Systems Interconnection (OSI)

A suite of protocols, designed by ISO committees to be the international standard computer network architecture.

Operating System (OS)

The basic software that makes all the hardware on the computer know what to do with itself. Examples are MacOS, UNIX, Windows NT, and MS-DOS. See also GUI.

OSI

See Open System Interconnection.

P

Packet

A chunk in which data is sent over a network. Packets generally include data along with information such as delivery address. A typical Web page is sent using several packets, not all of which necessarily arrive at the same time.

Packet Internet Gopher (PING)

PINGing someone is the easiest way to test an Internet connection. Using appropriate software you send out an electronic PING and wait for the PONG echo. This will tell you the speed of the network connection and ensure you that you've configured your Internet machine correctly.

Password Authentication Protocol (PAP)

A way of showing ID to your ISP when you log in. By providing a user name and a password you are granted access to your ISP's network and connection to the Internet. Many scripting utilities are available so that you don't need to type your username and password at a terminal window each time you log in.

Patch

A patch is a new piece of code for a program that a developer releases after the program has already hit the market. Patches either fix bugs or add new features. Programs are patched using special software, often with appropriate names like 'Stitcher'.

Point-to-Point Protocol (PPP)

PPP is the most popular method for dial-up connections over the Internet. This protocol allows for packet transmission over serial point-to-point links.

POP

Post Office Protocol. Designed to let you pull your E-mail off the server. As a client, E-mail sent to you is stored on the server where you have an account until you "get it" using your mail application. The POP is the protocol that the client and the server agree upon to allow the transfer of E-mail files.

Posting

Sending a message to a BBS or Discussion Group, or submitting an article to a Usenet newsgroup.

PPP

See Point-to-Point Protocol.

Protocol

The solution to the digital tower of Babel, a protocol is a common set of rules and "language" agreed upon by networked computers to allow communication. With so many different types of computers and operating systems on the Internet, agreed-upon protocols are a must.

R

Router

A computer whose only mission in life is to act like a very speedy post clerk, looking at IP addresses on packets, and speeding them along to the right destinations.

RTDF

An acronym (Read the dammed FAQ) you might get if your post in a Discussion Group has been thoroughly hashed to

SocInfo Guide to IT Resources 4th Edition

death in the recent past by the members of the group.

RTFM

An acronym (Read the F*cking Manual) you might see if you ask a really dumb question in a discussion group. Compare to RTDF.

S

Server

The opposite of a client, a server is a computer on the Internet, or on any network, that provides resources.

Service Provider

See Internet Service Provider.

Signature

This is the electronic text you "sign" E-mail with. Usually includes full name, address, E-mail, telephone. Most E-mail programs will let you automatically brand each piece of outgoing mail with your signature.

SMTP

Simple Mail Transfer Protocol. The equivalent of POP, but used between servers. A server exchanges mail with another using SMTP, then you grab your E-mail from the server using POP.

SLIP

Serial Line Internet Protocol. Similar to PPP, but not quite as good. SLIP is an Internet protocol for dial-up connections.

Spamming

Sending out unwanted E-mail to a large mailing list. Infamous spammers are sleazy marketers trying to hawk us their junk anyway they can. Flaming spams may not be the best response (even if you feel like it), since this may just create more 'junk' mail. Best action is usually to delete the message without reading it - assuming you can tell from the header what it is!

Storage

The generic term for all the different places information and programs are kept so that they are stored and retained

even if the computer is switched off or the program is quit. Originally referred to magnetic tape (now available in cartridge form) but now also includes floppy disk, hard disk, CD-ROM, optical disks and various kinds of removable disk such as Syquest, Zip and Jaz. Although data are not lost in storage when the computer is turned off, all forms of storage are liable to corruption - CD-ROM and tape are most reliable, floppy disk is least reliable. Therefore always make copies - backups - of data and programs in storage.

T

Telnet

A program that lets you access remote computers on the Net. When you telnet to another computer, you usually come to a "log in" prompt. One common use for Telnet in the UK is access to the On-line Public Access catalogues (OPACS) most university libraries operate.

TCP/IP

Transmission Control Protocol/Internet Protocol. This is the big set of "common denominator" protocols, or rules, used on the Internet to allow computers to communicate. TCP/IP exists for all operating systems.

U

UNIX

An extremely powerful and versatile operating system designed specifically for use on networks. It is therefore ideal for the Web, and many servers run Unix operating systems. It has built-in TCP/IP.

URL

An acronym for Uniform Resource Locator, a URL is the standard way to give a resource address on the Web. For example, <http://www.stir.ac.uk/socinfo>

Usenet

A system of thousands of distributed discussion groups like BBSs, that you can subscribe to. To read newsgroups you use a Usenet newsreader or the one built in to Navigator.

Glossary of Internet terms

V

Veronica

A search engine that is used to search Gopher materials. It allows searches of all gopher sites for files, directories and other resources.

W

Webmaster

The Webmaster is the person in charge of maintaining and updating a Web site. If you find links that don't work or have other technical problems, send E-mail to the Webmaster.

Wide Area Information Service (WAIS)

A search engine that lets you input keywords. It then searches its index and

returns you the search results ranked and scored according to relevancy.

WHOIS

A program where you provide a Domain Name, and WHOIS returns information about the provider of the site. (i.e. name, company, address, phone number, and E-mail)

World Wide Web (WWW or W3)

The Web is a linking of HTML coded pages, or sites, that let you hop about by simply pointing and clicking. You use your browser to access pages, and the server that site is stored on then sends you the HTML source code (which your browser interprets) through HTTP.

SocInfo Guide to IT Resources On-line

From April 1997, the contents of this guide, including extra sections, will be available on the WWW. Future editions will be available this way.

The URL is: <http://www.stir.ac.uk/socinfo/pubs/softcat.html>

Useful contacts

UK CAL initiatives

CTI

The Computers in Teaching Initiative. Mission: to maintain and enhance the quality of learning and increase the effectiveness of teaching through the application of appropriate learning technologies. Has a network of 24 subject-based centres. Produces *Active Learning*, a refereed journal of the CTI, emphasizing learning outcomes rather than enabling technologies. Free to all academic staff of publicly funded HE institutions.

CTI Support Service, University of Oxford, 13 Banbury Road, Oxford OX2 6NN
Tel. +44 (0)1865 273273 Fax. +44 (0)1865 273275
E-Mail CTISS@oucs.ox.ac.uk
<http://www.cti.ac.uk/>

FDTL

The Fund for the Development of Teaching and Learning is a 3 year project (1996-9, with a second phase, 1997-2000) with funding of £6.3 million for years 1 and 2, and £1.7 million for year 1 of phase 2. It is designed to support projects aimed at stimulating developments in teaching and learning and to encourage the dissemination of good teaching and learning practice across the UK Higher Education sector. Funding is linked to the results of the teaching quality assessment process in that bids can be made only by those institutions that have demonstrated high quality in their educational provision.

<http://www.hefce.ac.uk/initiat/current/fdtl.htm>

ITTI

The Information Technology Training Initiative (ITTI) comprises a number of projects at British universities which develop products - software, books, training courses and materials - designed to facilitate the professional development of IT service providers, the training of users in the use of IT products and the uptake of Information Technology in the University sector, particularly in the areas of using hypermedia and authoring for courseware development.

Fred Riley, ITTI, Language Centre, University of Hull, HULL HU6 7RX
Tel: +44 (0) 482 466316
E-mail: f.h.riley@ucc.hull.ac.uk
<http://www.hull.ac.uk/Hull/ITTI/itti.html>
<http://www.icbl.hw.ac.uk/itti>

Useful contacts

JTAP

A new three-year, £6.5M programme commencing in August 1996. It will identify and promote key information technologies. Supports 53 projects in the areas of: tools for collaborative and distance working, technologies to support network-accessible information including visualization and virtual environments, technologies to demonstrate innovative use of IT to support management and infrastructure of HE.

<http://www.jtap.ac.uk/>

LTDI

The Learning Technology Dissemination Initiative is a project funded by the Scottish Higher Education Funding Council to promote the use of learning technology and computer based learning materials. All of LTDI's services and attendance at LTDI events is free to staff from all SHEFC funded institutions.

Institute for Computer Based Learning , Heriot-Watt University,
Riccarton, Edinburgh, EH14 4AS, Scotland.

Tel: +44 (0) 131 451 3280 Fax: +44 (0) 131 451 3283

E-mail: ltidi@icbl.hw.ac.uk

<http://www.icbl.hw.ac.uk/ltidi/>

NISS

NISS (National Information Services and Systems) provides a focal point for the UK education and research communities to access information resources worldwide, linking users to a wide range of services on the Internet and other networks.

The aims of this information service are:

- provision and access to selected information
- detailed descriptions in a resource descriptions database
- information resources selected by experts within their subject areas
- information delivered to the desktop
- continued support for existing VT100 and X.25 users
- to be information-driven rather than technology-driven

<http://www.niss.ac.uk/>

SHEFC MAN

By end of 1995-96 SHEFC will have provided £8.5m, JISC £1m and HE Institutions £1.5m towards the installation and use of Metropolitan Area Networks (MANs) in the Scottish HE sector. The investment has led to the establishment of four MANs across Scotland. All Institutions funded by SHEFC will have a MAN connection and the four MANs will also be interconnected by the end of the academic year 1995-96. The implementation of Metropolitan Area Networks (MANs) will mean that the preparation of, and wide-spread access to multimedia off-line and on-line teaching material will become more of a reality than a pipe dream and so provide a more flexible learning experience for students.

<http://www.icbl.hw.ac.uk/ltidi/man-info/index.html>

UCoSDA

The Universities' and Colleges' Staff Development Agency (UCoSDA) is a wholly-owned subsidiary of the Committee of Vice-Chancellors and Principals of the Universities of the United Kingdom (CVCP). It is an institutional membership organisation which seeks to provide strategic directions, advice, consultancy, training, and tailored resources to support its member universities and colleges in their planning, organisation, provision and evaluation of continuing professional/vocational development for all personnel.

<http://www.niss.ac.uk/education/ucosda.html>

or

<http://www.shef.ac.uk/uni/services/ucosda/>

TLTP

Teaching and Learning Technology Projects (TLTP). Funded originally under the auspices of the University Funding Council these projects are a combination of single institutions and multi-institutions consortia, aimed at producing courseware for the higher education market. TLTP has now established the Teaching and Learning Technology Support Network (TLTSN). Its 9 support centres act as a front-door for enquiries about integrating technology into teaching and learning.

Contact: Sarah Turpin, TLTP National Co-ordinator,
Higher Education Funding Council for England, Northavon House,
Coldharbour Lane, Bristol BS16 1QD, UK.

Tel: +44 (0) 272-317481/317454.

The TLTP Phase 1 Catalogue

<http://www.icbl.hw.ac.uk/tltp/catalogue/phase1/intro.htm>

The TLTP Phase 2 Catalogue

<http://www.icbl.hw.ac.uk/tltp/catalogue/phase2/intro.htm>

<http://www.icbl.hw.ac.uk:80/tltp/>

TLTSN : <http://www.icbl.hw.ac.uk/tltsn/index.html>

Information Sources

1995 CIA World Factbook

From the Central Intelligence Agency (US). In addition to basic statistical facts about the countries of the world, the Factbook also contains appendices with information about The United Nations System, International Organizations and Groups, and Estimates of Gross Domestic Product on an Exchange Rate Basis. Also has reference maps including: The World, North America, Central America and the Caribbean, South America, Europe, Ethnic Groups in Eastern Europe, Middle East, Africa, Republic of South Africa, Asia, Commonwealth of Independent States-European States, Commonwealth of Independent States-Central Asian States, Southeast Asia, Oceania, Arctic Region, Antarctic Region, and Standard Time Zones of the World.

Useful contacts

<http://www.odci.gov/cia/publications/95fact/index.html>

ALT

Association for Learning Technology (ALT). Devoted to research and good practice in the use of learning technologies within higher education. Publishes the journal ALT-J twice yearly.

ALT Membership Section, University of Oxford, 13 Banbury Road, Oxford OX2 6NN.
Tel: 0865-273273; Fax: 0865-273275;
E-mail: ALT@VAX.OX.AC.UK
<http://www.csv.warwick.ac.uk/alt-E/index.html>

Apple Education Software Catalogue

This extensive listing of educational software for the Apple family is generally aimed at the schools level and the science and business area of higher education. For copies, contact the supplier:

Apple Computer UK Ltd, 6 Roundwood Avenue, Stockley Park, Uxbridge, UB11 1BB
Tel: +44 (0) 171 569 1199

Association for Survey Computing

The Association for Survey Computing has now published its tenth software register since 1973. This is the only comprehensive catalogue of software for statistical analysis and all phases of survey work, detailing the name, facilities, language, appropriate hardware and operating systems, sources and price of each package listed. The information is collated from the returns of questionnaires sent to developers and marketers by the ASC. The present register lists 227 packages of which 71 appear for the first time. Members of the Association receive one catalogue free (four for corporate members). For affiliates of the ASC the cost is also £10 and for non members the cost is £15.

The ASC Secretary, P.O. Box 60, Chesham, Bucks HP5 3QH
Tel/Fax: +44 (0) 1494 793033
E-mail: asc@essex.ac.uk

AVP Directory

This directory lists a range of software for education across the curriculum. It maintains a separate section for social studies, with over three hundred programs. However, most of it is aimed towards schools. Nevertheless, some interesting material can be found. For more information, contact:

AVP, School Hill Centre, Chepstow, Gwent NP6 5PH
Tel: +44 (0) 1291 625439 Fax: +44 (0) 1291 279671

Blaise

Blaise is The British Library's Automated Information Service, providing access to 22 databases containing over 17 million bibliographic records. Blaise is an on-line information retrieval service that includes access via a new user-friendly graphical

SocInfo Guide to IT Resources 4th Edition

interface on the World Wide Web. A direct on-line link to the British Library Document Supply Centre, the world's leading supplier of documents, allows you to transmit requests for individual items quickly and easily. Blaise Web enables individual users to have quick and easy access to the millions of bibliographic records available for purposes such as subject searching and compiling bibliographies. The link to the Document Supply Centre enables registered individuals to order material directly.

Blaise, National Bibliographic Service, The British Library, Boston Spa, Wetherby, West Yorkshire LS23 7BQ United Kingdom
Tel: +44 (0) 1937 546585 Fax: +44 (0) 1937 546586
E-mail: blaiseline-helpdesk@bl.uk
<http://blaiseweb.bl.uk/>

British Government

The British Government's computer agency, the CCTA, is now on the World Wide Web. The prototype server has been running for a while in Norwich and a public launch is expected at the end of this month. The URL address is:

<http://www.open.gov.uk/>

British Universities Film and Video Council

The British Universities Film and Video Council (BUFVC) was founded in 1948 to promote the use, production and study of film and related audio-visual media for higher education and research. The Council hosts a specialist library, maintains a large database called AVANCE and is one of the leading sources of information supporting the use of non-fiction archive film and television in the UK. In addition, the Council provides an invaluable 'off-air recording backup' system enables educators to obtain copies of programmes missed, distributes films and videos and produces regular publications.

BUFVC, 55, Greek Street, London. W1V 5LR
Tel: +44 (0) 171 734 3687 Fax: +44 (0) 171 287 3914
E-mail BUFVC@Open.ac.uk

CAQDAS

The computer assistance for qualitative data analysis project. Project staff and visiting lecturers provide an overview of the generic types of qualitative packages, interactive coding exercises, sessions on user experiences together with demonstrations and in-depth introduction to at least three qualitative data analysis packages. Participants will be given hands-on experience in these packages. For further information, contact:

CAQDAS, Dept. of Sociology, University of Surrey, Guildford GU2 5XH
Tel: +44 (0) 1483 259455
E-mail: ann@soc.surrey.ac.uk
<http://www.soc.surrey.ac.uk/caqdas/index.html>

CHEST

Combined Higher Education Software Team. The CHEST project is a National Computer Board Initiative set up to support computing in higher education and the

Useful contacts

research community. It aims to make good quality software affordable to members of the academic research and teaching community. It achieves this objective by negotiating discounted prices with software suppliers, arranging central funding for some software purchases and organizing suitable software licence agreements.

The CHEST directory with over 800 software packages, is held on-line. The directory is also published in paperback by Bath University Press annually.

<http://www.chest.ac.uk/chestdirectory/dirintro.html>

CHEST, Bath University Computing Services,
University of Bath, Claverton Down, BA2 7AY

Tel: +44 (0) 225 826282 Fax: +44 (0) 225 826176

E-Mail: CHEST@UK.AC.BATH

<http://www.chest.ac.uk/>

For Microcomputer Discounts, contact

CHEST, Computing Services, De Montfort University, PO Box 143, Leicester LE1 9BH

Tel: +44 (0) 533 550307 Tel: 44 (0) 533 551551 x2057

E-Mail: B.E.Barker@UK.AC.SWURCC

CNN (News Channel)

<http://www.nmis.org/NewsInteractive/CNN/Newsroom/contents.html>

Data and Program Library Service (DPLS)

The Data and Program Library Service was founded in 1966 to provide access to machine readable data files to the social science community of the University of Wisconsin-Madison campus and to disseminate locally-generated files to scholars at other institutions. The web site lists references to the useful Archival Data Online Repository in the Social Sciences and the most Frequently Asked Questions (FAQs). In addition, links to other aids for using SAS and SPSS to analyse data can be found. For further information, contact:

Data & Program Library Serv, 3308 Social Sc Building,
1180 Observatory Drive, Madison WI 53706

<http://dpls.dacc.wisc.edu/>

Data Archive at Essex University

The Data Archive at the University of Essex houses the largest collection of accessible computer-readable data in the social sciences and humanities in the United Kingdom. It is a national resource centre, disseminating data throughout the United Kingdom and, by arrangement with other national archives, internationally. Founded in 1967, it now houses approximately 4,500 datasets of interest to researchers in all sectors and from many different disciplines. In addition to British cross-sectional studies from academic, government, and commercial sources, the Archive holds time series data, major longitudinal studies, panel surveys, and major cross-national studies. The Data Archive Bulletin and BIRON, an on-line database, are available through the Archive.

The Data Archive, University of Essex, Wivenhoe Park, Colchester CO4 3SQ, UK


Tel: +44 (0)1206 872001 Fax: +44(0)1206 872003

E-mail: archive@essex.ac.uk

<http://dawww.essex.ac.uk/>

Article by Bridget Winstanley in *SocInfo Newsletter* 14.

SocInfo Guide to IT Resources 4th Edition



Directory of Software Sources for Higher Education

This directory describes sources of software, reviews, evaluations and other important information about software that cuts across all discipline areas in higher education. There are over 400 listings, indexed by title, subject and name of organization. The directory is compiled by P. Seiden at the Educational Software Library at Carnegie Mellon University. Contact the suppliers at:

Peterson's Guides, 166 Bunn Drive, PO Box 2123, Princeton, NJ 08540-2123 USA
Price: Available upon request
Tel: +1 609 395 0676

ECPR Standing Group: Computer Users in Political Science

A former Newsletter for this group, produced by Richard Kimber in Keele, and the Political Data Newsletter formerly produced in Bergen, have now been subsumed into the current ECPR Newsletter. A gopher server may be reached at SPOSUN.2.UNIGE.CH. All past members and any readers interested in joining are also invited to communicate directly with one of us at the E-mail addresses shown below. Comments and suggestions are welcome from all former or intending members of the Standing Group.

Alan Brier: E-mail: apb@uk.ac.soton.mail
Eugene Horber: horber@uni2a.unige.ch

EDUCOM

A nonprofit consortium of over 600 Higher Education institutions, mainly in the US, that facilitates the introduction, use, and access to and management of information resources in teaching, learning, scholarship, and research. Members are kept up-to-date on the latest developments in academic computing and information technology through Educom publications, programmes and projects. In addition, members receive discounts on conferences, seminars, books, consulting and selected offerings from Corporate Associates.

1112 16th Street, NW, Washington, DC 20036.
Tel: +1 202 872-4200 Fax +1 202 872-4318.
<http://educom.edu/>

Useful contacts

ERIC

Educational Resources Information Center (ERIC) is a network of clearinghouses, each one is dedicated to one particular area of education. It is principally a US organisation, but there are many other regional ERIC collections which feed into the main databases. Abstracts from these may be interrogated on-line from many institutions throughout the world. Compatible systems are any IBM PC/ Apple Macintosh. There is a charge for on-line services, for these and details of CD-ROM prices, contact:

ERIC Clearinghouse on Higher Education, George Washington University,
1 Dupont Circle NW, #630, Washington DC 20036-1183 USA

AskERIC is the Internet-based education information service of the ERIC System, headquartered at the ERIC Clearinghouse on Information & Technology at Syracuse University.

<http://ericir.syr.edu/>

European Commission Host Organisation Web Page

Details of current and planned European projects, including those in telematics (information technology) and education

<http://www.echo.lu/>

European Multimedia Yearbook

Every edition of this unique handbook is fully revised, with completely new editorial and thoroughly updated directory of companies, products and services. The third edition is 40% larger with 720 pages of vital information on the European multimedia market. This comprehensive directory is fully-indexed with complete contact details for hardware and software manufacturers and distributors, application developers, services and suppliers.

Interactive Media Publications Ltd, 104A St John Street, London EC1M 4EH

Price: (+ free CD-ROM version) £95.00 plus postage

Tel: +44 (0) 71 490 1185 Fax: +44 (0) 71 490 4706

ISBN 1-897603-04-5 ISSN 0966-7709

HENSA (National Public Domain Software Archive)

This and the SunSite Europe (see page 181) are the places to go to get free and shareware software. The HENSA/Micros archive is based at the University of Lancaster. The archive supports users of microcomputers with freely available software. The microcomputers currently supported are: Commodore Amiga, Acorn Archimedes, Atari ST, PC compatibles (including Windows 3.1 95 and NT) and Macintosh

<http://micros.hensa.ac.uk/>

The HENSA/Unix archive is based at the University of Kent at Canterbury. The archive supports users of computers running the Unix operating system, (and variants), with freely available software.

<http://unix.hensa.ac.uk/>

Highways for Learning

An NCET publication on the potential of the Internet in education available in text form on NCET's World Wide Web Server A new 70 page handbook entitled Running a World

SocInfo Guide to IT Resources 4th Edition

Wide Web Service has just been released, funded by the Support Initiative for Multimedia Applications (SIMA) and is now available to subscribers of the SIMA reports who will receive approximately 15 reports at a cost of £50.

Contact: Anne Mumford: A.M.Mumford@lut.ac.uk
<http://ncet.csv.warwick.ac.uk/index.html>

ICPSR

The Inter-university Consortium for Political and Social Research, located within the Institute for Social Research at the University of Michigan, is a membership-based, not-for-profit organization serving member colleges and universities in the United States and abroad. ICPSR provides:

- Access to the world's largest archive of computerized social science data.
- Training facilities for the study of quantitative social analysis techniques.
- Resources for social scientists using advanced computer technologies.

<http://www.icpsr.umich.edu>

iec ProGAMMA

iec ProGAMMA (Interuniversity Expertise Centre, Netherlands) has been set up to stimulate the development and distribution of innovative computer applications in the social and behavioural sciences in Europe. It maintains an international distribution and marketing network for scientific software. The centre aims to establish an international network for the worldwide exchange of scientific knowledge and use of software applications. ProGAMMA maintains an On-Line Catalogue of Software and Books and a searchable database of software, SIByl (The Social Science Software Information Bank). Each entry in SIByl includes a functional description of the software, technical and data requirements, prices, availability of manual and interface, literature references, and purchase addresses.

iec ProGAMMA, Grote Rozenstraat 15, PO Box 841, 9700 AV Groningen, Netherlands
Tel. +31 50 363 6900 Fax. +31 50 363 6687
E-mail gamma.post@gamma.rug.nl
<http://www.gamma.rug.nl>

ISAAC

ISAAC (Information System for Advanced Academic Computing) is an IBM supported electronic bulletin board that enables users from across the USA to exchange information. The bulletin board contains a number of interesting files on instructional software applications. The database in ISAAC has been revamped and make it easier to download information and to exchange views with other interested parties.

<telnet://isaac.engr.washington.edu>

JANET users may connect to ISAAC only after obtaining the appropriate permissions and passwords. For more details, contact:

ISAAC Administration, University of Washington, Seattle WA 98191, USA
isaac@isaac.engr.washington.edu

Koch Media Ltd

Produces Bites, a catalogue of CD-ROMs and CD-ROM technology.

Useful contacts

24 Concord Road London. W3 0TH
Sales and support: East Street, Farnham, Surrey. GU9 7XX
Tel. +44 (0) 1252 714340 Fax. +44 (0) 1252 711121

MacSupporters

This group felt that regular dialogue between support staff at all UK institution sites was important and that this should take the form of a rapid and accurate support service. The MacSupporters Group is recognised as a special interest group of the Apple University Consortium in the UK. With support from the EMAP Online Media Centre it is accessible on the WWW: <http://macsupporters.emap.co.uk/MacSupporters/>
It also runs a Mailbase list. To subscribe, send an introductory E-mail message to: mac-supporters-request@mailbase.ac.uk
Thereafter, messages should be sent to: mac-supporters@mailbase.ac.uk

Microinfo Ltd

All CD-ROMs listed in the Microinfo CD-ROM Catalogue are available from Microinfo either as a result of formal agreements between the publishers and Microinfo, or through other authorizing arrangements. Many titles, including those from several United States Government agencies, are uniquely available from Microinfo in the UK. Microinfo also offers a full range of client support and telephone HELP. The Catalogue is republished four times per year and addendum sheets are issued frequently between publication dates.

Microinfo Ltd, PO Box 3, Omega Park, ALTON Hants GU34 2PG
Tel: +44 (0) 420 86848 Fax: +44 (0) 420 89889

NCET (National Council for Educational Technology)

The NCET produce a software directory, primarily for schools but the range is extensive and there occasional overlaps with the tertiary sector of education. It is a useful source of reference, for ideas, if not products. For more details, contact:

NCET, Milburn Hill Road, Science Park, University of Warwick, Coventry CV4 7JJ
Tel: +44 (0)1203 416994 Fax: +44 (0)1203 411418
<http://www.ncet.org.uk/>

NERIS

NERIS (National Educational Resources Information Service) maintain a database of curriculum information, case studies, teaching and learning resources. There is an emphasis on primary and secondary education, but the target audience is actually secondary and undergraduate levels. Information is organised by subject, media and level of educational application. It can be accessed on-line/from a CD-ROM/as a software database. It is compatible with IBM PC/Clones and Apple Macintoshes. For more details, contact:

The NERIS Information Officer, Maryland College,
Leighton Street, Woburn, MK17 9JD

SocInfo Guide to IT Resources 4th Edition

Portico

The British Library's Online Information Server. Portico provides access to information about all aspects of the services and collections of the United Kingdom's national library.

<http://icarus.bl.uk/>

Qualidata

Qualitative Data Archival Research Centre. This is a clearing house for qualitative data. It advises researchers on archiving of qualitative data and promotes and encourages archiving.

Louise Corti, Senior Administrator Qualidata, Dept. of Sociology,
University of Essex, Wivenhoe Park, Colchester, Essex. CO4 3SQ
Tel. +44 (0) 1206 873058 Fax. +44 (0) 1206 873410
E-mail cortl@essex.ac.uk
<http://www.essex.ac.uk/qualidata/>

SRM-Site

A new project of the SRM-Documentation Centre of the Erasmus University, Rotterdam. All kinds of information will be gathered, selected and registered as far as it is relevant for methodologists, students and social researchers in practice. Besides primary information, the SRM-Site will supply a collection of pointers to other electronic information resources in the field of social research, methodology and statistics.

SRM-Documentation Centre, Erasmus University, Rotterdam,
P.O. Box 1738, 3000 DR Rotterdam. The Netherlands.
<http://www.eur.nl/ub/srm>

Statewatch

Statewatch is a comprehensive bulletin and on-line information service about a range of civil liberties' issues. It is produced by a group of journalists, researchers, lawyers and community activists. For details of rates and subscriptions, contact:

Statewatch, PO Box 1516, London N16 OEW
Tel: +44 (0) 181 802 1882 Fax: +44 (0) 181 880 1727
E-Mail: GEO2:Statewatch-Off
<http://www.poptel.org.uk/statewatch/swhp.html>

Useful contacts

SunSite Europe (Imperial College)

Over 80 gigabytes of filespace packed with useful software and information. also offers a wide range of services and ways to access this archive. This is the major UK source for software. Look here for most freeware and shareware. Good support for Mac and UNIX too. Latest version of e.g. Netscape Navigator here.

<http://src.doc.ic.ac.uk/>

The Academic Advisor

This software catalogue is published at the start of each academic term by a commercial company in association with CHEST It contains general and specific information on hardware, software, computer supplies, educational dealers and CHEST directory updates For price and other details, contact:

Academic Advice Ltd, 3 The Parade, Mulfords Hill, Tadley, Berkshire RG26 6HZ
Tel: +44 (0) 1734 811100 Fax: +44 (0) 1734 811166

The Open Information Interchange Technology

Handbook

A handbook about all the various standards defining multimedia data of various sorts. Covers e.g. TIFF, GIF, HPGL, JPEG, MPEG, OpenDoc, OLE, SGML, ODA, DSSSL, PostScript, HTML, HyTime, MHEG, etc.

Published by Technology Appraisals, 82, Hampton Road, Twickenham, TW2 5QS UK
Price £49.50 plus £5.00 postage and packing.
Tel. +44 181 893 3986 Fax +44 181 744 1149
E-mail techapp@cix.compulink.co.uk
<http://www.techapps.co.uk/>

CTI Centres

CTI Accounting Finance & Management

School of Management,
University of East Anglia,
Norwich, NR4 7TJ
Contact: Ailsa Nicholson;
Tel: +44 (0) 1603 592312
Fax: +44 (0) 1603 593343
E-mail:
CTIAFM@sys.uea.ac.uk

CTI Art & Design

Faculty of Art Design &
Humanities,
University of Brighton,
Grand Parade,
Brighton BN2 2JY
Contact: Sue Gollifer &
Gareth Reast;
Tel: +44 (0) 1273 643119
Fax: +44 (0) 1273 643119
E-mail:
CTIAD@brighton.ac.uk

CTI Biology

Donnan Laboratories,
University of Liverpool,
PO Box 147,
Liverpool, L69 3BX
Contact: Christina Smart;
Tel: +44 (0) 151 794 5118
Fax: +44 (0) 151 794 4401
E-mail: CTIBiol@liv.ac.uk

CTI Centre for the Built Environment

University of Wales
College of Cardiff,
PO Box 919,
Bute Building,
King Edward VII Avenue,
Cardiff CF1 3TW
Contact: Carole Baker;
Tel: +44 (0) 1222 874600
Fax: +44 (0) 1222 874601
E-mail:
CTICBE@cardiff.ac.uk
CTI Centre for Chemistry
Donnan Laboratories,
University of Liverpool,
PO Box 147,
Liverpool L69 3BX
Contact: Roger Gladwin;
Tel: +44 (0) 151 794 3576
Fax: +44 (0) 151 794 3586
E-mail:
CTICChem@liv.ac.uk

CTI Computing

Faculty of Informatics,
University of Ulster at
Jordanstown,
Newtownabbey,
County Antrim,
Northern Ireland, BT37
0QB
Contact: Sylvia Alexander;
Tel: +44 (0) 1232 368020
Fax: +44 (0) 1232 368206
E-mail:
CTIComp@ulst.ac.uk

CTI Centre for Economics

University of Bristol,
Department of Economics,
8 Woodland Road,
Bristol, BS8 1TN
Contact: Ros O'Leary;
Tel: +44 (0) 117 928 8476
Fax: +44 (0) 117 928 8473
E-mail:
CTICCE@bristol.ac.uk

CTI Engineering

Faculty of Engineering,
Queen Mary and Westfield
College,
Mile End Road,
London, E1 4NS
Contact: Sian Hawthorne;
Tel: +44 (0) 171 975 5528
Fax: +44 (0) 171 981 0259
E-mail:
CTIEng@qmw.ac.uk
CTI Centre for
Geography, Geology &
Meteorology

Department of Geography,
University of Leicester,
University Road,
Leicester, LE1 7RH
Contact: John Castleford;
Tel: +44 (0) 116 252 3827
Fax: +44 (0) 116 252 3854
E-mail: CTI@le.ac.uk

CTI Centre for History, Archaeology & Art History

University of Glasgow,
1 University Gardens,
Glasgow, G12 8QQ
Contact: Jim Everett;
Tel: +44 (0) 141 330 4942
Fax: +44 (0) 141 330 5518
E-mail:
CTICH@glasgow.ac.uk

CTI Centres

CTI Human Services

Department of Social Work
Studies,
University of Southampton,
Southampton, SO17 1BJ
Contact: Ann Wilkinson;
Tel: +44 (0) 1703 593536
Fax: +44 (0) 1703 592779
E-mail:
CTIHums@chst.soton.ac.uk

CTI Centre for Land Use & Environmental Sciences

MacRobert Building,
King's College,
University of Aberdeen,
Aberdeen, AB24 5UA
Contact: Jacqui Nicol;
Tel: +44 (0) 1224 273754
Fax: +44 (0) 1224 273752
E-mail:
CTICLUES@aberdeen.ac.uk

CTI Centre for Law

School of Law,
University of Warwick,
Coventry,
Warwickshire, CV4 7AL
Contact: John Dale;
Tel: +44 (0) 1203 524952
Fax: +44 (0) 1203 524105
E-mail:
CTILaw@warwick.ac.uk

CTI Centre for Library & Information Studies

Dept. of Information &
Library Studies,
Loughborough University,
Loughborough, LE11 3TU
Contact: Tracy Hopkins;
Tel: +44 (0) 1509 223057
Fax: +44 (0) 1509 223053
E-mail:
CTILIS@lboro.ac.uk

CTI Mathematics

School of Mathematics and
Statistics,
University of Birmingham,
Edgbaston,
Birmingham, B15 2TT
Contact: Pam Bishop;
Tel: +44 (0) 121 414 7095
Fax: +44 (0) 121 414 3389
E-mail:
CTIMath@bham.ac.uk

CTI Centre for Medicine

University of Bristol,
8, Woodlands Road
Bristol, BS8 1TN
Contact: Sue Furber;
Tel: +44 (0) 117 928 7492
Fax: +44 (0) 117 925 8473
E-mail:
CTICM@bristol.ac.uk

CTI Centre for Modern Languages

The Language Institute,
University of Hull,
Cottingham Road,
Hull, HU6 7RX
Contacts: June Thompson
and Jenny Parsons;
Tel: +44 (0) 1482 465872
Fax: +44 (0) 1482 473816
E-mail:
CTI.Lang@hull.ac.uk

CTI Music

Department of Music,
Lancaster University,
Lancaster, LA1 4YW
Contact: Lisa Whistlecroft;
Tel: +44 (0) 1524 593776
Fax: +44 (0) 1524 593939
E-mail:
CTImusic@lancaster.ac.uk

CTI Nursing and Midwifery

University of Sheffield,
Sheffield, S10 2TN
Contact: Gail Hible;
Tel: +44 (0) 114 272 8211
Fax: +44 (0) 114 272 9340
E-mail:
CTINM@sheffield.ac.uk

CTI Centre for Physics

Department of Physics,
University of Surrey,
Guildford, GU2 5XH
Contact: Margaret
Millington;
Tel: +44 (0) 1483 259329
Fax: +44 (0) 1483 259501
E-mail:
CTIPhys@surrey.ac.uk

CTI Psychology

Department of Psychology,
University of York,
Heslington,
York, YO1 5DD
Contact: Annie Trapp;
Tel: +44 (0) 1904 433156
Fax: +44 (0) 1904 433181
E-mail:
CTIPsych@york.ac.uk
CTI Centre for Sociology,
Politics and Social Policy
Dept. of Applied Social
Science,
University of Stirling,
Stirling, FK9 4LA
Contact: Millsom Henry;
Tel: +44 (0) 1786 467702/3
Fax: +44 (0) 1786 467689
E-mail: CTISoc@stir.ac.uk

CTI Centre for Statistics

Department of Statistics,
Mathematics Building,
University of Glasgow,
Glasgow, G12 8QW
Contact: Stuart Young;
Tel: +44 (0) 141 330 4873
Fax: +44 (0) 141 330 4814
E-mail: CTIStat@gla.ac.uk

SocInfo Guide to IT Resources 4th Edition

CTI Centre for Textual
Studies
Humanities Computing
Unit, Oxford University
Computing Service,
13 Banbury Road,
Oxford, OX2 6NN
Contacts: Michael Fraser &
Sarah Porter;
Tel: +44 (0) 1865 283282

Fax: +44 (0) 1865 273275
E-mail:
CTIText@oucs.ox.ac.uk

CTI Support Service
University of Oxford,
13 Banbury Road,
Oxford, OX2 6NN
Contacts: Sue Peacock
and Helen Beetham;
Tel: +44 (0) 1865 273273
Fax: +44 (0) 1865 273275
E-mail:
CTISS@oucs.ox.ac.uk

Software review panel

SocInfo often gets sent copies of software and demonstrations to review. The Centre has a panel of academics in sociology, politics and social policy who review them. The reviews are published in the regular newsletter, and are the basis of many of the entries in this Guide. If you would like to join the panel please photocopy this page, complete the details and send to the address below.

Name:

Position:

Department:

University/Research Institute:

Address:

Tel:

Fax:

E-Mail:

URL:

Special areas of expertise - if any:

Hardware available for running review software (please tick all that apply):

PC compatible: MS-DOS Win 3.1 Win95 WinNT

Macintosh 68k PowerPC

UNIX (please give details)

Other (please give details)

Internet connection? Yes No

Please return form to: **CTI Centre for Sociology, Politics and Social Policy,
Department of Applied Social Science, University of Stirling, STIRLING FK9 4LA.
Tel: +44 (0) 1786 467703 Fax: +44 (0) 1786 467689.**

Software submission form

To submit details of software for the next edition of the Guide, please photocopy, fill in and return this form to the address below.

Title

Author

Publisher/distributor

Address

Telephone

Fax

E-mail

WWW URL

Description

Computer and hardware requirements

Operating system(s)

Cost (including discounts)

Please return form to: **CTI Centre for Sociology, Politics and Social Policy,
Department of Applied Social Science, University of Stirling, STIRLING FK9 4LA.
Tel: +44 (0) 1786 467703 Fax: +44 (0) 1786 467689.**

Subscriptions

SocInfo Journal

Once a year the Centre publishes the SocInfo Journal which contains articles about IT in teaching sociology, politics and social policy and discussions about issues of implementation, pedagogy and economics as they relate to IT in teaching. All university departments covered by the remit of SocInfo will automatically receive one free copy of the Journal. Further copies can be obtained from the Centre for £5 each.

The SocInfo Guide to IT Resources 4th Edition

All university departments covered by the remit of SocInfo will automatically receive one free copy of this Software Guide. There is however, a small fee for academics who would like individual copies (£10); non-academics and personnel in other institutions (£15). For prices on multiple copies and overseas subscriptions, please contact the Centre directly for more information. All charges include p&p.

Please send me the following:

Edition 4 of the SocInfo Software Guide	■	Individual £10
		Non-academic £15
The 1997 edition of the SocInfo Journal	■	£5
Total enclosed		

I enclose a cheque made payable to "SocInfo" for the total amount. Institutional subscribers can send either payment with this form or request an invoice, quoting an order number.

Name:

Position:

Department:

Organisation:

Address:

Tel:

Fax:

E-Mail:

Please return form to: **CTI Centre for Sociology, Politics and Social Policy, Department of Applied Social Science, University of Stirling, STIRLING FK9 4LA. Tel: +44 (0) 1786 467703 Fax: +44 (0) 1786 467689.**

N.B. Primarily due to cost and time, this will be the last time that the Centre produces a large hardcopy edition of the Guide. Updates will be available and extended on the WWW: <http://www.stir.ac.uk/socinfo/> For those without access to the Internet, contact the Centre directly.

Alphabetic list of resources

1991 Census LS Link Database, 44
 1991 Census on CD-ROM, The, 47
 1995 CIA World Factbook, 170
 1996 Almanac of American Politics, 44

—A—

A Cooperative-Competitive Game, 133
 A Handbook of Small Data Sets, 44
 ABstat DOS: 7.2 Windows:1.9, 49
 ACA, 49
 Academic Advisor, The, 179
 ADE-4 v.4 Analysis of Environmental Data, 62
 Adobe Illustrator v 6, 11
 Adobe Persuasion 3.0.2, 11
 AgeInfo - CD-ROM, 35
 AL-Stats, 120
 ALT, 171
 An Introduction to Regression Analysis using Minitab, 120
 Annual Reviews Sociology On-line, 151
 Apple Education Software Catalogue, 171
 Applied Statistics, 120
 AQUAD, 101
 Arachnet Electronic Journal of Virtual Culture, The, 152
 Archer Monte Carlo Simulation, 144
 ARIADNE, 113
 ASAP v. 1.0, 11
 askSam, 91
 Assessor, 50
 ASSIA Plus, 35

Association for Survey Computing, 171
 Astound for Windows v. 2.1, 12
 ATLAS/ti, 101
 Authorware Professional, 1
 AutoBiblio for Apple Macintosh v. 2.0, 22
 Avance, 30
 AVP Directory, 171

—B—

BEdit, 155
 BEdit HTML Tools, 155
 Better Testing, 121
 BHPS Data for Teaching, 45
 BIDS, 27
 Black American History-Slavery to Civil Rights, 133
 Blaise, 171
 Blaise III, 50
 BMDP Diamond, 62
 BMDP New System for Windows version 1., 62
 BNB on CD-ROM, 27
 Breach, 133
 British Election Studies Information System - BESIS, 45
 British Elections and Politics Home Page, The, 48
 British Government, 172
 British Humanities Index Plus, 27
 British Library Catalogue, 28
 British Social Attitudes Surveys, 1983-89, The, 48
 British Universities Film and Video Council, 172

—C—

Caleidoscope, 2
 Canadian Journal of Sociology, 151
 CAQDAS, 172
 CareDATA, 36
 CART, 63
 CASES, 50
 CBC v. 1.2, 51
 CCA v. 2.0, 63
 CCI v. 2.7, 121
 CCIS (Childcare Information System), 134
 Central Limit Theorem, 121
 CENTRY v. 3.1, 51
 CENVAR, version 3.1, 64
 CETA, 109
 Changing Times, 39
 CHEST, 173
 CHIAC - Child Abuse Information and Computers, 134
 Child Data CD-ROM, 30
 Child Support PC, 134
 CHILdBASE, 135
 Chinese House Game, 135
 CHIPendale, 122
 Ci3 v. 1.1, 51
 Ci3-CATI, v. 3.2, 52
 CIA World Fact Base, 135
 Claris Home Page v. 2.0, 155
 ClarisImpact 2.0, 12
 CLASS, v. 1.0, 109
 CLASS: Courseware for Learning and Study Skills, 135
 ClassWriter Academic 2.0, 136
 CLR ANOVA, version 2.0, 64
 CNN (News Channel), 173
 Cobuild, 30

SocInfo Guide to IT Resources 4th Edition

- Code-A-Text, 95
 Collins Thesaurus, 31
 Community Mental Health Model, 136
 Compel v. 2.0, 12
 Computer-Aided Assessment of Transferable Skills (CATS), 136
 Conc v. 1.71, 107
 Concise Oxford Dictionary, 31
 Concorder, 107
 ConStatS, 122
 CORAN, version 2.0, 64
 Corel Draw, 13
 Coursebuilder 4.0, 2
 Cricket Graph III & Draw III, 13
 Cross-Cultural CD, 39
 CSA 2.3, 65
 C-Stat for Windows 1.5, 63
 CTB 1.0, 65
 CTI, 168
 CVA, 65
 CVideo, 105
 Cyberdog 1.1, 153
- D—
- DADISP 3.0, 13
 Data and Program Library Service (DPLS), 173
 Data Archive at Essex University, 173
 Data Collection Selection, 122
 Data Collector 2.0.2, 95
 Data Desk - student version, 66
 Data Entry using SPSS/PC+ Data Entry, 123
 Data Mate v. 2.7, 52
 Data on the Net, 45
 Data Types and Experimental Design, 123
 DataDesk Pro, version 5.01, 66
- DeltaGraph Professional v. 3.5, 14
 Designer Research, 123
 Dimensions in Multiculture, 136
 Directory of Software Sources for Higher Education, 174
 Discrimination 1993, 137
 DISTAN 2.0, 67
 DocThèses, 28
 DocuComp II, 114
 Documents from KGB Secret Archives: Hitler, 39
 Doing Statistics Using MicroCase, 123
 Dr Stat, 124
 Drag 'n Draw 1.1, 14
 Dragon Dictate, 22
- E—
- Easyplot for DOS v. 3, 14
 EASYPLOT for Windows version 3.0, 15
 ECAL 1.0, 3
 ECPR Standing Group: Computer Users in Political Science, 174
 EDUCOM, 174
 EDWIN Basic 2.0, 52
 Electronic Journal of Sociology, 151
 Encarta, 31
 EndLink v 2, 24
 EndNote Plus v. 2.2, 24
 EQS 4.0, 67
 Equal Opportunities at Work v.3, 137
 ERIC, 28, 175
 ESA, 95
 ESTAT for Comprehending Behavioural Statistics, 124
 Ethnic Minority Data Archive, 45
 Ethno, 96
 Ethnograph, The, 100
- European Commission Host Organisation Web Page, 175
 European Multimedia Yearbook, 175
 Examine, 9
 Examiner, The, 60
 Expert Builder, 144
 Expert Choice, 144
 Exploratory Data Analysis, 68
 Ex-Sample, 67
 Extend 3.0, 145
- F—
- FASTAT 2.0, 68
 FDTL, 168
 Fig.P, v 2.7 / 6.0c, 68
 Financial Times, 40
 FISHER 3.10, 68
 FLEX, 145
 FLEXITRACE v2.0, 69
 Flo-Stat 2, 69
 FolioVIEWS Infobase Manager v. 3.1, 91
 Formic for Windows, 52
 Free On-Line Dictionary of Computing, 32
 Future of Children, 151
- G—
- GAME, 9
 General Household Survey 1979 subsample, 46
 GIANTS, 69
 GLIM 4, 70
 GNNpress, 156
 Goal-Focused Interviewing, Volume 1, 124
 GRADAP 2.10, 112
 Graphics COPE, 113
 GraphPad InStat, 125
 GraphPad Prism for Windows, 15
 Graphs and Stats, 125
 GSS, 46
 Guardian, The, 40
 GUIDE v. 4, 3

SocInfo Guide to IT Resources 4th Edition

Guru, 145

—H—

Harvard ChartXL 2.0, 16
 Harvard Graphics for Windows 95, 16
 Health and Lifestyles National Surveys Guide, 36
 HELPstats, 125
 HENSA (National Public Domain Software Archive), 175
 Highways for Learning, 176
 Historical Abstracts on Disk, 28
 History of the Blues, 137
 HotJava 1.0, 153
 Hotmetal 2, 156
 House of Commons Hansard, 40
 Hugin v. 4.0, 146
 Human Relations Area Files HRAF, 46
 Hume: Treatise and Enquiries, 32
 HyperCard 2.3, 3
 HyperQual v. 2, 96
 HyperRESEARCH v., 102
 Hypersoft v. 3.01, 96

—I—

IBSS, 36
 Icon Author v 7, 4
 ICPSR, 176
 ideaList, 92
 Ideologies of Welfare, 138
 iec ProGAMMA, 176
 Igor Pro v. 3, 16
 Index to the House of Commons Parliamentary Papers on CD-ROM, 37
 Index to Theses on CD-ROM, 29
 Individual Choice and Social Effects, 138
 Inspiration v. 4.0, 114

Interactive Assessor, 9
 Interactive Population Statistical System (IPSS), 70
 Internet Assistant 2, 157
 INTEXT 3.0, 109
 Introductory Data Analysis using Minitab, 125
 Investigating Change in American Society Workbook, 138
 ISAAC (Information System for Advanced Academic Computing), 176
 ISSN Compact, 29
 IT v. 2.3, 53
 ITTI, 168
 I-View Skills Sampler Support Kit, 137

—J—

JMP v3.1.5, 70
 Journal of Criminal Justice and Popular Culture, 151
 JTAP, 169
 Juvenile Justice Monitoring System 1993, 139

—K—

Kaleidagraph v. 3.02, 17
 Kit, 97
 Knowledge Pro, 4
 KnowledgeWorks v. 3.2, 146
 Koch Media Ltd, 177
 Kurzweil VOICE for Windows Rel. 2.5, 23
 Kwalitan v. 4.0, 98
 KWIKSTAT, 75
 KWIKSTAT 4 Professional v. 4, 71

—L—

Learning Tool 1.1, 115
 Leonardo, 147

Life Course Simulation & Social Power Games, 139
 LISCOMP 1.1, 72
 LISREL 8/PRELIS 2, 72
 Lisson Grove Welfare Benefits, 139
 LoCAL: Creating CAL with Excel, 5
 LoCAL: Creating CAL with Windows Help File Author, 5
 Locke: An Essay Concerning Human Understanding, 32
 LOGIMO 1.0, 72
 LogXact, 73
 Longman Mini Concordancer, 107
 Lotus Freelance Graphics 96 for Windows 95, 17
 LTDI, 169

—M—

MacCATI 2, 53
 MacDendro, 73
 Macromedia Director 5.0, 5
 Macromedia FreeHand v. 7, 18
 MacSHAPA v. 1.0.3, 105
 MacSpin version 1.1, 73
 MacSupporters, 177
 MacTutor Stat Package, 126
 Martin 2.0, 116
 Mastering Statistics with Spreadsheets, 126
 MAX, 92
 Maximiser TNG, 140
 MaxThink, 116
 MECA, v. 1.0, 110
 MetaDesign, 116
 Metamorph, 88
 Microcase Analysis System v. 3.0, 54
 MicroConcord, 108
 Microcosm for Windows 3.0, 6
 Micrografx ABC Graphics Suite 95, 18

SocInfo Guide to IT Resources 4th Edition

Microinfo Ltd, 177
 Microsoft Frontpage 97,
 157
 Microsoft Internet
 Explorer 3.0.1/4.0, 153
 Microsoft PowerPoint 3.0,
 19
 Microsoft PowerPoint for
 Windows 95, 19
 MIDAS, 46
 MiniTab, 73
 MM-Box 2 Multimedia
 Production Software, 6
 Model Builder, 147
 Model Maker, 147
 Models 'n' Data, 126
 Monte Carlo Simulation
 Demonstration, 147
 MULTILOG 6.0, 74
 Multimedioids 1.0, 7
 MULTISTAT Statistics
 with graphics for
 Macintosh, 74
 Multitest 1.03, 10
 Multivariant World, 126
 MYSTAT v2.1, 75

—N—

National Child
 Development Survey,
 46
 Navigator Atlas Gold
 (3.0), 158
 NCET (National Council
 for Educational
 Technology), 177
 NCSA Mosaic 2.0.1, 154
 Negotiator Pro, 140
 NERIS (National
 Educational Resources
 Information Service),
 178
 Netscape Navigator 3.01,
 154
 NeuDesk v. 3.0, 148
 Neural Computation, 140
 NISS, 169
 Norton Presentation
 Maker, 19
 NSDstat+ 93, 75
 NUD.IST 4, 103

—O—

Observer v. 3, The, 106
 OECD Health Data 96, 47
 Open Information
 Interchange Technology
 Handbook, The, 179
 Oxford Compendium on
 CD ROM, 32
 Oxford Concordance
 Program (OCP) and
 Micro- OCP, 108
 Oxford Dictionary of
 Quotations & Modern
 Quotations, 32
 Oxford Language Shelf,
 33
 Oxford Reference Shelf,
 33
 Oxford Science Shelf, 34
 Oxford Thesaurus -
 Electronic Edition, 34
 Oxford Writer's Shelf, 34

—P—

PageMill 2, 158
 Palmer's Index to The
 Times, 1790-1905, 41
 Papyrus, 25
 Pinpoint, 54
 PLCA v. 2.0, 110
 Political Science
 Abstracts, 37
 Portico, 178
 Postmodern Culture, 152
 PowerSecretary Power
 Edition, 23
 PowerSim 1.1, 148
 Presentations, 20
 Print and Scan 3.20 for
 Win, 54
 PRISIM, v. 1., 140
 pro Fit 5.0, 20
 ProCare Research
 Methods Module, 127
 ProCite, 25
 PsyCLE TLTP project
 stats module, 127

—Q—

'Q' Authoring System 3.0,
 10
 Qdata, 55
 QED, 98
 QMethod, 75
 QSearch, 25
 QStats, 76
 Qualidata, 178
 Qualitative Report, The,
 152
 Quality of Life
 Questionnaire, 55
 QUALPRO, 99
 Quantos Power, 128
 Question Mark Designer
 for Windows v. 2.1, 55
 Question Mark for
 Macintosh v. 2, 56
 Question Mark Network
 Guardian, 56
 Question Mark
 Professional for DOS v.
 3.01, 57
 Question Mark Web, 57
 Quick
 STATISTICA/DOS, 76
 Quisitor Test 1.0, 10
 QUTAL Queens
 University Belfast
 TLTP, 128
 Q-Val, 141
 Q-Val v. 1.03, 54

—R—

RAMpath, 76
 Reference Manager, 26
 Regression, 77
 Reliability and Scale
 Construction, 128
 Remark Office OMR, 57
 Running the British
 Economy 1987, 141

—S—

Sage Publications/SRM
 Database of Social

SocInfo Guide to IT Resources 4th Edition

Research Methodology
 on CD-ROM, 37
 Salt of the Earth, 41
 SAMP Survey Sampling,
 129
 SAS System PC, version
 6.02, 77
 SASPAC91 (Census
 Data), 77
 ScreenSurvey, 58
 SCROL, 152
 SemNet, 117
 SHEFC MAN, 169
 SIGMASTAT for
 Windows v2.0, 77
 Sigmund, 58
 Simulink, 148
 SKATE 1.5, 117
 SmartDraw Pro, 21
 SNAP Campus Edition v.
 3.2, 58
 SNAP Professional v. 4.0,
 59
 Social Research Update,
 152
 Social Work Abstracts
 Plus, 37
 Sociofile, 38
 Solo, 78
 Sonar Bookends, 26
 SONAR Professional, 88
 SOSIG, 41
 Sphinx, 59
 SPSS v6.1 & 7, 78
 SRM-Site, 178
 SSDAN, 47
 Stat-100 for Windows
 v1.2, 79
 Stata v. 4, 80
 Statewatch, 179
 Statgraphics Plus, 80
 Statgraphics Plus for
 Windows v. 2, 80
 Statgraphics v. 7, 81
 StatHelper II, 129
 Statistica/DOS, 81
 Statistica/Mac v. 4.1, 81
 Statistica/Win v. 5.1, 82
 Statistics, 82
 Statistics for the Terrified,
 129
 Statistics with Stata, 130

Statlab, 130
 STATlab v. 2.1, 83
 StatMate, 83
 StatPatch, 130
 StatTutor, 130
 StatView 4.5, 83
 StatView II & SE+
 Graphics, 84
 Stella II 4.0, 149
 STEPS - Statistical
 education through
 problem solving, 131
 StorySpace v. 1.5, 117
 SunSite Europe (Imperial
 College), 179
 SuperAnova v. 1.11, 84
 SuperCard v. 3.0, 7
 Surveys and
 Questionnaires, 59
 Symbiosis, 141
 Systat Student Edition v.
 5, 85
 Systat v. 5.2, 85

—T—

Tabletop, 93
 TACT 2.1, 94
 TALK, 26
 TAP (Text Analysis
 Package), 99
 Taxmod, 142
 TELEform, 60
 TES Bookfind-CD, 29
 TestHelper, 60
 Textbase Alpha, 94
 TEXTPACK PC v. 5.0,
 111
 The Economist, 41
 The Independent, 42
 The Telegraph, 42
 The Times and The
 Sunday Times, 43
 ThoughtPattern, 118
 TILT - Teaching with
 Independent Learning
 Technologies, 142
 Times Higher Education
 Supplement, The, 43
 Times, 1906-1940, The
 Official Index to the, 42
 TLTP, 170

TLTP Technology-based
 Case Studies for
 Politics, 142
 ToolBook v. 4.0, 8
 Topics in Research
 Methods: Main Effects
 and Interactions, 131
 Topics in Research
 Methods: Power, 132
 Topics in Research
 Methods: Survey
 Sampling, 132
 Tutorial on Statistical
 Inference, 132

—U—

UCINET IV Network v.
 1.4, 112
 UCoSDA, 170
 UKOP, 38
 UltraFit, v. 3.0, 85
 Unistat for Windows v.
 4.0, 86
 UNISTAT Statistical
 Package for DOS v. 4,
 87
 US National Archives of
 Criminal Justice Data,
 48

—V—

VARBRUL, 89
 Vietnam , The, 142
 Visio 4.0, 21
 Visual Basic v. 4.0, 8
 VoiceType Dictation for
 Windows 95, 23
 VTLOGANL, 106

—W—

WhichGraph, 133
 Wilson Social Sciences
 Abstracts and Social
 Sciences Index, 38
 WINKS v. 4.2, 87
 WINMAX, v. 1.0, 100
 Wordcruncher v. 4.5, 89
 Words Count, 90

SocInfo Guide to IT Resources 4th Edition

World System Simulation,
143
Written Argumentation
1.0, 143

—Z—

ZyINDEX, 90