

RECEIVED: September 9, 2022

REVISED: January 9, 2023

ACCEPTED: January 13, 2023

PUBLISHED: July 17, 2023

Measurement of the CKM angle γ with $B^\pm \rightarrow D[K^\mp \pi^\pm \pi^\pm \pi^\mp] h^\pm$ decays using a binned phase-space approach



The LHCb collaboration

E-mail: timothy.david.evans@cern.ch

ABSTRACT: The CKM angle γ is determined from CP -violating observables measured in $B^\pm \rightarrow D[K^\mp \pi^\pm \pi^\pm \pi^\mp] h^\pm$, ($h = K, \pi$) decays, where the measurements are performed in bins of the decay phase-space of the D meson. Using proton-proton collision data collected by the LHCb experiment at centre-of-mass energies of 7, 8 and 13 TeV, corresponding to a total integrated luminosity of 9 fb^{-1} , γ is determined to be

$$\gamma = \left(54.8 \begin{matrix} +6.0 & +0.6 & +6.7 \\ -5.8 & -0.6 & -4.3 \end{matrix} \right)^\circ,$$

where the first uncertainty is statistical, the second systematic and the third from the external inputs on the coherence factors and strong phases of the D -meson decays.

KEYWORDS: B Physics, CKM Angle Gamma, CP Violation, Hadron-Hadron Scattering

ARXIV EPRINT: [2209.03692](https://arxiv.org/abs/2209.03692)

Contents

1	Introduction	1
2	Bin definitions and observables	3
3	The LHCb detector	5
4	Data set and candidate selection	5
5	Mass fit	6
6	Systematic uncertainties	9
7	Results	10
8	Interpretation and conclusions	12
A	Analysis of $X_b \rightarrow D^{*+} \mu^- \bar{\nu}_\mu X$	17
B	Additional material used in interpretation	17
	The LHCb collaboration	24

1 Introduction

The Standard Model (SM) description of charge-parity (CP) violation and quark couplings in the weak interaction can be tested by measuring the parameters of the Unitarity Triangle, which is a geometrical representation of the complex plane of the Cabibbo–Kobayashi–Maskawa (CKM) quark mixing matrix [1, 2]. The angle $\gamma \equiv \arg(-V_{ud}V_{ub}^*/V_{cd}V_{cb}^*)$ has particular importance, as it can be determined in tree-level processes with negligible theoretical uncertainty [3]. This attribute makes γ a SM benchmark against which observables involving loop-level transitions, that are more susceptible to contributions beyond the SM, can be compared.

A powerful method by which to gain knowledge of γ is through the measurement of CP asymmetries and associated observables in $B^\pm \rightarrow DK^\pm$ decays, and related processes that involve the same quark transitions. Here D indicates a D^0 or \bar{D}^0 meson reconstructed in a final state common to both, which allows for interference to occur between the CKM favoured $b \rightarrow c$ and suppressed $b \rightarrow u$ tree-level amplitudes. The LHCb collaboration has performed such measurements in a wide ensemble of B - and D -decay modes, giving the combined result $\gamma = (65.4_{-4.2}^{+3.8})^\circ$ [4]. Final states with net strangeness, which are produced through Cabibbo-favoured (CF) and doubly Cabibbo-suppressed (DCS) amplitudes, are of particular

interest [5, 6], and the modes $D \rightarrow K^\pm \pi^\mp$ and $D \rightarrow K^\pm \pi^\mp \pi^0$ make contributions to the LHCb average [7–11]. The channels $D \rightarrow K^\pm \pi^\mp \pi^\mp \pi^\pm$ belong to the same category, and are experimentally attractive due to their high branching fractions and having only charged particles in the final state. The decay rates for the four possible charge configurations are given by

$$\begin{aligned} \Gamma_{B^\pm \rightarrow D[K^\mp \pi^\pm \pi^\pm \pi^\mp]K^\pm} &\propto r_{K3\pi}^2 + (r_B^K)^2 + 2r_{K3\pi} r_B^K R_{K3\pi} \cos(\delta_B^K + \delta_{K3\pi} \pm \gamma) \\ \Gamma_{B^\pm \rightarrow D[K^\pm \pi^\mp \pi^\mp \pi^\pm]K^\pm} &\propto 1 + (r_{K3\pi}^2 r_B^K)^2 + 2r_{K3\pi} r_B^K R_{K3\pi} \cos(\delta_B^K - \delta_{K3\pi} \pm \gamma), \end{aligned} \quad (1.1)$$

where $r_B^K \approx 0.1$ is the ratio of the magnitudes of the suppressed and favoured B -decay amplitudes and $\delta_B^K \approx 130^\circ$ is the CP -conserving strong-phase difference between these amplitudes [4]. The other parameters in eq. 1.1, defined more precisely in the subsequent discussion, are related to the properties of the D -meson decay and are averaged over the inclusive multi-body phase space of the final-state particles. The quantity $r_{K3\pi} \approx 0.06$ is the mean ratio of the DCS to the CF amplitudes and $\delta_{K3\pi} \approx 160^\circ$ is the mean strong-phase difference between these amplitudes. The coherence factor $R_{K3\pi} \approx 0.4$ quantifies the dilution that the interference terms of eq. 1.1 experience from differences between the favoured and suppressed decays in the structure of the intermediate resonances [12]. Note that eq. 1.1 omits the small effects of charm mixing [13, 14], which will be introduced in the subsequent discussion. Furthermore, CP violation in the charm system is neglected, which is an excellent approximation here [15].

From consideration of the form of eq. 1.1 and the size of the parameters involved, the two decays $B^\pm \rightarrow D [K^\mp \pi^\pm \pi^\pm \pi^\mp] K^\pm$ in which the two final-state kaons have opposite-sign (OS) charges are suppressed and have interference effects sensitive to γ that appear at first order. The two decays with kaons with like-sign (LS) charges, $B^\pm \rightarrow D [K^\pm \pi^\mp \pi^\mp \pi^\pm] K^\pm$, are favoured and have subdominant interference effects. The suppressed decays were first observed by LHCb and found to have a CP asymmetry of ≈ -0.3 [16]. The size of this asymmetry is limited by the low value of the coherence factor, which reduces the sensitivity to γ . Analogous expressions to eq. 1.1 can be written for the decays $B^\pm \rightarrow D [K^\mp \pi^\pm \pi^\pm \pi^\mp] \pi^\pm$ and $B^\pm \rightarrow D [K^\pm \pi^\mp \pi^\mp \pi^\pm] \pi^\pm$. These modes are more abundant than the $B^\pm \rightarrow DK^\pm$ modes, and have a strong-phase difference between the B -decay amplitudes of $\delta_B^\pi \approx 280^\circ$, but exhibit significantly lower interference effects as the value of r_B^π is around 0.005 [4].

Improved sensitivity to γ can be achieved by studying the $B^\pm \rightarrow Dh^\pm$, ($h = K, \pi$) decay rates in separate regions, or bins, of the $D \rightarrow K^\pm \pi^\mp \pi^\mp \pi^\pm$ phase space rather than inclusively [17]. If suitably chosen, these bins can have a higher coherence factor than that of the integrated phase space and also possess different values of the mean strong-phase difference. This paper reports the first use of this approach, based on a choice of four bins suggested in ref. [17] and exploiting data corresponding to an integrated luminosity of 9 fb^{-1} of proton-proton (pp) collisions, collected by the LHCb experiment at centre-of-mass energies of 7, 8 and 13 TeV. Observables formed from the rates of B decays are measured within each bin for both $B^\pm \rightarrow DK^\pm$ and $B^\pm \rightarrow D\pi^\pm$ decays. These are interpreted in terms of γ using measurements of the charm decay parameters within each bin obtained from quantum-correlated $D\bar{D}$ data collected by the CLEO-c [17] and BESIII [18] experiments, augmented with constraints from D^0 - \bar{D}^0 oscillation studies performed by the LHCb experiment [19].

The use of the measured D parameters makes the γ determination model independent, despite the use of $D^0 \rightarrow K^-\pi^+\pi^+\pi^-$ and $D^0 \rightarrow K^+\pi^-\pi^-\pi^+$ amplitude models [20] to define the phase-space bins.¹

2 Bin definitions and observables

The coherence factor $R_{K3\pi}$ and the average strong-phase difference $\delta_{K3\pi}$ are defined by

$$R_{K3\pi}e^{i\delta_{K3\pi}} \equiv (A_{D^0}A_{\bar{D}^0})^{-1} \int d\psi \mathcal{A}_{\bar{D}^0}(\psi)\mathcal{A}_{D^0}^*(\psi), \quad (2.1)$$

where $\mathcal{A}_{D^0}(\psi)$ and $\mathcal{A}_{\bar{D}^0}(\psi)$ are the DCS and CF decay amplitudes to the $K^+\pi^-\pi^-\pi^+$ final state as a function of the position in the phase space ψ . The phase-space density is by convention included in the definition of the infinitesimal volume element $d\psi$. The normalisation integrals $A_{D^0(\bar{D}^0)}$ are given by

$$A_{D^0(\bar{D}^0)} = \sqrt{\int d\psi |\mathcal{A}_{D^0(\bar{D}^0)}(\psi)|^2}. \quad (2.2)$$

When many intermediate states with differing amplitudes contribute to the D^0 and \bar{D}^0 decays, a wide range of phase differences in the integrand of eq. 2.1 leads to a low coherence factor. Conversely, decays have higher coherence when a single intermediate state dominates both transitions. This suggests a strategy to partition the phase space: dividing it into regions where the range of phase differences is smaller than over the entire phase space will result in higher coherence and thus improve the sensitivity to CP violation. The scheme used in this paper was proposed in ref. [17] and splits the decays into four bins using the *normalised strong-phase difference*, defined as

$$\tilde{\delta}_{K3\pi}(\psi) \equiv \arg(\mathcal{A}_{\bar{D}^0}(\psi)\mathcal{A}_{D^0}^*(\psi)) - \arg\left(\int d\psi' \mathcal{A}_{D^0}(\psi')\mathcal{A}_{\bar{D}^0}^*(\psi')\right), \quad (2.3)$$

where the amplitudes $\mathcal{A}_{D^0(\bar{D}^0)}(\psi)$ are evaluated using the models of ref. [20]. The second term ensures that the average is zero, as the models are insensitive to the absolute phase difference between the two amplitudes. A fifth veto bin, orthogonal to the other four, is defined to capture the decays $D^0 \rightarrow K_S^0[\pi^+\pi^-]K^\pm\pi^\pm$, which are difficult to separate topologically from the $D^0 \rightarrow K^-\pi^+\pi^+\pi^-$ final state when the D^0 meson is produced at rest, as is the case at the CLEO-c and BESIII experiments. This bin is defined by either opposite-sign dipion pair being within 10 MeV/ c^2 of the known K_S^0 mass [21], and removes around 5% of signal candidates. The number of $B \rightarrow Dh$ decays in each bin is proportional to the rate given in eq. 1.1, but with local coherence factors, denoted by $R_{K3\pi}^i$, that are higher than the phase-space integrated value. Measurements of the hadronic parameters have been performed in the four bins motivated by the $\psi(3770)$ data from the CLEO-c experiment [17], and augmented with results from a larger data set collected by the BESIII collaboration [18]. The combined results from these analyses, which also benefit from a study of charm mixing performed by the LHCb collaboration [19], are reported in table 1, together with definitions of the four bins.

¹The inclusion of charge-conjugate processes is implied throughout, except in discussions of asymmetries.

Bin	Limits ($\tilde{\delta}_{K3\pi}$)	$R_{K3\pi}^i$	$\delta_{K3\pi}^i$
1	$-180^\circ < \tilde{\delta}_{K3\pi} \leq -39^\circ$	$0.66^{+0.18}_{-0.21}$	$(117^{+14}_{-19})^\circ$
2	$-39^\circ < \tilde{\delta}_{K3\pi} \leq 0^\circ$	$0.85^{+0.14}_{-0.21}$	$(145^{+23}_{-14})^\circ$
3	$0^\circ < \tilde{\delta}_{K3\pi} \leq 43^\circ$	$0.78^{+0.12}_{-0.12}$	$(160^{+19}_{-20})^\circ$
4	$43^\circ < \tilde{\delta}_{K3\pi} \leq 180^\circ$	$0.25^{+0.16}_{-0.25}$	$(288^{+15}_{-29})^\circ$

Table 1. Definition of the four bins in terms of $\tilde{\delta}_{K3\pi}$. The measured values of $R_{K3\pi}^i$ and $\delta_{K3\pi}^i$, where i refers to the phase-space bin, are taken from ref. [18], and combine measurements from BESIII, CLEO-c and an LHCb analysis of charm mixing.

The observables used to determine γ and related hadronic parameters are the ratios of rates of OS-to-LS $B^\pm \rightarrow Dh^\pm$ decays in each phase-space bin. These observables are given in the i th bin by

$$\begin{aligned}
 \mathcal{R}_{h^\pm}^i = & \left((r_{K3\pi}^i)^2 + (r_B^h)^2 + 2r_{K3\pi}^i r_B^h R_{K3\pi}^i \cos(\delta_B^h + \delta_{K3\pi}^i \pm \gamma) \right. \\
 & - r_{K3\pi}^i R_{K3\pi}^i \left(y \cos \delta_{K3\pi}^i - x \sin \delta_{K3\pi}^i \right) + \frac{1}{2} (x^2 + y^2) \\
 & \left. - r_B^h \left(y \cos(\delta_B^h \pm \gamma) + x \sin(\delta_B^h \pm \gamma) \right) \right) \\
 & / \left(1 + (r_B^h)^2 (r_{K3\pi}^i)^2 + 2r_{K3\pi}^i R_{K3\pi}^i r_B^h \cos(\delta_B^h - \delta_{K3\pi}^i \pm \gamma) \right),
 \end{aligned} \tag{2.4}$$

where the average ratio of D -decay amplitudes is denoted by $r_{K3\pi}^i$. The effects of charm mixing are now included, in contrast with eq. 1.1. This is governed by the parameters x and y , both of which are smaller than 1% [15, 22].

A complementary set of observables integrated over the phase space, including the K_S^0 -veto bin, is also reported. These observables are the decay asymmetry \mathcal{A}_h , defined as the ratio of the difference in B^- and B^+ yields to their sum, and the charge-averaged OS-to-LS ratio, denoted by \mathcal{R}_h . These inclusive observables allow for comparison with the results of previous studies [16]. The decay asymmetry is also reported in each phase-space bin, as it is expected to be approximately proportional to $\sin(\delta_B^h + \delta_{K3\pi}^i)$, and therefore has a more intuitive evolution with the strong-phase difference than the yield-ratio observables.

Additional observables are provided by flavour-tagged $D^0 \rightarrow K^\pm \pi^\mp \pi^\mp \pi^\pm$ decays, which are produced in the decays $X_b \rightarrow D^{*+} [D^0 \pi^+] \mu^- \bar{\nu}_\mu X$, where X can be several additional particles that are not reconstructed and X_b is any hadron containing a b quark that decays to this final state. This data set is referred to as doubly tagged (DT), as the charges of both the pion and muon give the flavour of the D hadron at its production. The ratios of yields of decays where the pion from the D^{*+} decay is of the same charge as the kaon to those where they are of opposite charge are given by

$$\mathcal{R}_{\text{DT}}^i = (r_{K3\pi}^i)^2 - r_{K3\pi}^i R_{K3\pi}^i \left(y \cos \delta_{K3\pi}^i - x \sin \delta_{K3\pi}^i \right) + \frac{1}{2} (x^2 + y^2), \tag{2.5}$$

and are included as additional constraints in the fit to γ and the associated hadronic parameters. These observables constrain the $r_{K3\pi}^i$ parameters, which consequently improves the precision of the $B \rightarrow D\pi$ strong-phase difference by around 30%.

3 The LHCb detector

The LHCb detector [23, 24] is a single-arm forward spectrometer covering the pseudorapidity range $2 < \eta < 5$, designed for the study of particles containing b or c quarks. The detector includes a high-precision tracking system consisting of a silicon-strip vertex detector surrounding the pp interaction region [25], a large-area silicon-strip detector located upstream of a dipole magnet with a bending power of about 4 Tm, and three stations of silicon-strip detectors and straw drift tubes [26] placed downstream of the magnet. The tracking system provides a measurement of the momentum, p , of charged particles with a relative uncertainty that varies from 0.5% at low momentum to 1.0% at 200 GeV/ c . The minimum distance of a track to a primary pp collision vertex (PV), the impact parameter, is measured with a resolution of $(15 + 29/p_T) \mu\text{m}$, where p_T is the component of the momentum transverse to the beam, in GeV/ c . Different types of charged hadrons are distinguished using information from two ring-imaging Cherenkov detectors [27]. Photons, electrons and hadrons are identified by a calorimeter system consisting of scintillating-pad and preshower detectors, an electromagnetic and a hadronic calorimeter [28]. Muons are identified by a system composed of alternating layers of iron and multiwire proportional chambers [29]. The online event selection is performed by a trigger [30, 31], which consists of a hardware stage, based on information from the calorimeter and muon systems, followed by a software stage, which applies a full event reconstruction.

Simulation is required to model the effects of the detector acceptance and the imposed selection requirements. In the simulation, pp collisions are generated using PYTHIA 8 [32, 33] with a specific LHCb configuration [34]. Decays of unstable particles are described by EVTGEN [35], in which final-state radiation is generated using PHOTOS [36]. The interaction of the generated particles with the detector, and its response, are implemented using the GEANT4 toolkit [37, 38] as described in ref. [39]. The underlying pp interaction is reused multiple times, with an independently generated signal decay for each [40].

4 Data set and candidate selection

The analysis uses data collected by the LHCb experiment in pp collisions, corresponding to integrated luminosities of 1 fb^{-1} , 2 fb^{-1} and 6 fb^{-1} collected at $\sqrt{s} = 7, 8$ and 13 TeV , respectively. Signal candidates are reconstructed by pairing a four-body D -meson candidate, with reasonable separation from any PV, with an additional particle referred to as *companion* hadron. The B candidate is required to have a well-separated decay vertex and approximately point to a PV. The four possible combinations of relative charges (OS, LS) and companion-hadron flavour (K, π) are all selected identically such that the efficiency corrections to the observables are small. After candidates are reconstructed, further selection is required to suppress both combinatorial background and contributions from specific processes, such as when one or more tracks are assigned an incorrect mass hypothesis.

The combinatorial background, which is composed of both real D mesons paired with an additional random track and also D candidates that contain at least one track from the rest of the event, are suppressed using a deep neural network (DNN) [41]. The DNN is

trained using simulated $B^\pm \rightarrow D\pi^\pm$ decays as a proxy for the signal and as background $B^\pm \rightarrow D\pi^\pm$ candidates where the mass of the B -meson candidate is above $5.9 \text{ GeV}/c^2$. The DNN uses kinematic and topological variables of the B and D decays, such as the displacement between the primary and decay vertices or the transverse momentum of the companion hadron. To minimise the variation in the acceptance across the phase space, the momenta of D -decay products are not used. The requirement on the output of the classifier is optimised to minimise the uncertainty on the angle γ , which is estimated by performing fits to ensembles of simulated data sets.

After applying the DNN selection, further requirements are made to suppress specific sources of background. The contribution from misidentified $B^\pm \rightarrow D\pi^\pm$ decays in the $B^\pm \rightarrow DK^\pm$ sample is suppressed by requiring that it is highly probable, according to the corresponding particle identification (PID) variable, that the companion hadron is a kaon as opposed to a pion. Candidates that fail this requirement are selected as $B^\pm \rightarrow D\pi^\pm$ decays, such that the two samples are mutually exclusive. Candidates that do not contain a correctly reconstructed charm hadron are suppressed by requiring that the mass of the D meson is within $18 \text{ MeV}/c^2$ of its known value [21]. The D decay vertex is required to be downstream of the B decay vertex by at least twice the uncertainty on the difference between the longitudinal vertex positions, which in addition to suppressing the combinatorial background largely removes charmless B decays such as $B^+ \rightarrow K^- K^+ \pi^+ \pi^- \pi^+$.

The minimum opening angle between pairs of decay products from the D candidate, evaluated in the lab frame, must be greater than 0.03° to remove candidates where one of the tracks has been erroneously duplicated in the event reconstruction. Additional sources of background come from $B \rightarrow Dh'h''$ decays, where $h^{(\prime)(\prime\prime)}$ denotes either a pion or a kaon and the D meson decays to a two-body final state. Such processes can be reconstructed in the $B \rightarrow D[K^-\pi^+\pi^+\pi^-]h$ final state if some of the D decay products have actually come from the B decay, and vice versa. This source of background is suppressed by the previously described requirements that select well reconstructed D -meson candidates. The residual contamination from such decays is removed by requiring the minimum combined mass of the companion hadron and one of the D -decay products is greater than $15 \text{ MeV}/c^2$ from the known mass of the D meson; only combinations that are CKM favoured with respect to the OS decays, such as $B^+ \rightarrow D[K^-K^+]\pi^+\pi^-\pi^+$, are considered

Lastly, LS decays can be misidentified as an OS decay via a misidentification of both the kaon and one of the pions from the D decay. This source of background is referred to as *crossfeed*, and is suppressed by the requirements on the PID of the D -decay products. In addition, D candidates are vetoed if they fall within $15 \text{ MeV}/c^2$ of the known D^0 mass after interchanging the kaon and pion mass hypotheses. The rate of the residual contamination from this background is estimated to be $(1.02 \pm 0.14) \times 10^{-4}$, which corresponds to around 100 such decays in the OS $B^\pm \rightarrow D\pi^\pm$ sample or around 3% of the anticipated signal yield.

5 Mass fit

Fits are performed on the mass distribution of the selected B candidates to determine the signal yields, the contributions of the various sources of background, and their corresponding

uncertainties. The mass of the candidate B meson, denoted by m_{Dh} , is calculated with the D candidate constrained to its known mass [21] and the B constrained to originate from a primary vertex [42]. A likelihood fit, binned in mass with intervals of $1 \text{ MeV}/c^2$, is first performed integrating over the phase space, in order to ascertain the quality of the signal and background description and to measure the yields for the inclusive analysis. The mass fit is performed in the range 5.1 to $5.9 \text{ GeV}/c^2$, where the low mass limit is used to suppress the more complex background contributions that are present at lower masses. The phase-space integrated fit is performed on eight subsamples simultaneously, where the samples are divided by: the flavour of the companion hadron; the charge of the B candidate; and the charge of the kaon from the D -meson decay relative to that of the B candidate. The fit is then repeated, splitting the candidates into the bins of the phase space, leading to a total of 32 samples. The bin of each candidate is determined constraining the D candidate to its known mass [21], ensuring that all reconstructed decays are within the same well-defined phase space.

The yields of the LS $B^\pm \rightarrow D\pi^\pm$ candidates in each phase-space bin are allowed to freely vary. The ratio of yields of LS $B^\pm \rightarrow DK^\pm$ to $B^\pm \rightarrow D\pi^\pm$ candidates in each bin is also allowed to vary freely. The yields of the OS decays are then related to the corresponding LS yields via the observables $\mathcal{R}_{h^\pm}^i$. A candidate can be assigned to an incorrect phase-space bin due to the finite resolution of the detector. This effect is found to be small, with more than 95% of candidates reconstructed in the correct bin. The migration between bins is corrected using simulation, by evaluating the probabilities that a candidate is reconstructed in each of the bins, given the known true bin. These probabilities are then included in the mass fit as a migration matrix. The difference in reconstruction and selection efficiencies between the OS and LS decays depend weakly on the distributions of the candidates within each bin, and therefore also on the physics parameters, in particular due to charm mixing. Corrections for such effects are applied in the interpretation fit described in section 8.

The signal mass distribution is described by a Gaussian distribution modified to accommodate both an asymmetric shape and broader tails,

$$\mathcal{P}_{\text{sig.}}(m) \propto \exp\left(\frac{-(m - \mu)^2 (1 + \alpha(m - \mu)^2 / (2\sigma_w^2))}{2\sigma^2 + \alpha(m - \mu)^2}\right), \quad (5.1)$$

where α and σ have different values on either side of the most probable value of the mass, μ . The second term of the numerator ensures that the distribution tends to a Gaussian at $|x - \mu| \gg \sigma$, with the width of this Gaussian given by $\sigma_w \sim 200 \text{ MeV}/c^2$. The α and right-handed σ parameters of the signal distribution of the $B^\pm \rightarrow D\pi^\pm$ contribution are allowed to vary in the fit to data, while all others are fixed with respect to these two parameters and the simulation. The value of μ is also allowed to vary in the fit and have a different value for the B^+ and B^- distributions, due to small differences in the detector response to the different charges.

A prominent source of background that peaks close to the signal arises from decays where the companion hadron has been misidentified, with $B^\pm \rightarrow D\pi^\pm$ decays peaking around $40 \text{ MeV}/c^2$ above the B mass in the $B^\pm \rightarrow DK^\pm$ sample, and $B^\pm \rightarrow DK^\pm$ decays around $25 \text{ MeV}/c^2$ lower in the $B^\pm \rightarrow D\pi^\pm$ sample. The shape of this background is

modelled with a double-sided Crystal-Ball [43] distribution, while the yield is fixed with respect to the corresponding correctly reconstructed decay after accounting for the relative efficiencies of the PID requirements from data [44].

The partially reconstructed background decays where the intermediate state is of negligible natural width, such as $B^+ \rightarrow D^* [D\pi^0] h^+$, are modelled by convolving a low-order polynomial function with the same mass resolution function used to describe the fully reconstructed decay. The parameters of polynomial function depend on the orbital structure and available phase space of the decay [8], and are determined from simulation. The yields of such background sources in the LS sample are constrained relative to the fully reconstructed mode using relative branching ratios and efficiencies. The yields in the OS samples, both integrated and in the phase-space bins, are fixed with respect to the corresponding LS yields.

For partially reconstructed decays where the intermediate state is broad, such as $B^+ \rightarrow D\rho^+ [\pi^+\pi^0]$, the distribution is described by the convolution of two polynomial functions with a pair of Gaussian distributions. The shapes of these processes are determined from simulation, while the yields are treated identically to the partially reconstructed decays with narrow intermediate states. A closely related category of decays are those where an additional charged particle is missed. These decays are particularly prominent in the OS samples, specifically from $B_s^0 \rightarrow \bar{D}^0 K^+ \pi^-$ and $B^0 \rightarrow \bar{D}^0 \pi^+ \pi^-$ decays in the $B^\pm \rightarrow DK^\pm$ and $B^\pm \rightarrow D\pi^\pm$ samples, respectively. The shapes of these backgrounds are taken from the dedicated studies of each of these three-body decays performed by the LHCb collaboration [45, 46]. The yields of these background sources vary freely in the fit, and are distributed in the phase space identically to LS decays.

The last category of partially reconstructed decays are those largely removed by the $m_{Dh} > 5.1 \text{ GeV}/c^2$ requirement, and includes contributions from heavier D^* resonances such as the $D^*(2300)$ meson, or decays where multiple particles are not reconstructed, such as $B^\pm \rightarrow Da_1^\pm$. The distribution of such background sources are fixed using simulation, while yields are fixed using branching ratios with respect to the fully reconstructed LS $B^\pm \rightarrow D\pi^\pm$ mode and relative efficiencies.

Background candidates composed of random combinations of particles can be divided into two categories. In the first, a correctly reconstructed D meson is paired with a random hadron. Such candidates are distributed exponentially in m_{Dh} , while in the D phase space the distribution is that of the Cabibbo-favoured signal. In the second category, at least one of the tracks from the D candidate is produced by another process, most often from the primary pp interaction. The distribution in m_{Dh} and in the D phase space can be assessed by studying the candidates that fail the D mass requirement. The yields in each bin in the phase space are allowed to vary under constraint in the signal fit, and are approximately distributed according to the four-body phase-space density and have negligible CP violation. The shape in m_{Dh} is well described by the exponentiation of a third-order Chebychev polynomial function, and is found to have indistinguishable distributions between the different phase-space bins.

The crossfeed background from the LS mode into the OS sample is modelled using the same shape as the signal, eq. 5.1, but with all parameters fixed to those obtained from

a fit to the simulated LS decays that have been reconstructed in the OS sample. The distribution in phase space is approximately the same as the CF decays, with corrections derived from the aforementioned simulated sample of LS decays used to account for the additional migration of candidates caused by the incorrect mass hypotheses for two of the D -decay products.

6 Systematic uncertainties

Systematic uncertainties arise from a number of effects that could affect the measurements of the $\mathcal{R}_{h^\pm}^i$ observables. The total systematic uncertainty is obtained by taking the sum of all contributions in quadrature, and is an order of magnitude smaller than the statistical uncertainty. The dominant contributions come from corrections to the signal yields, such as from detection asymmetries.

The probability of placing a candidate where the companion particle is truly a kaon in the $B^- \rightarrow DK^-$ sample, rather than the $B^- \rightarrow D\pi^-$ sample, is evaluated using data [44], and is found to be $(65.5 \pm 0.7)\%$, where the uncertainty is estimated by varying the binning scheme used to calculate the efficiency. The corresponding probability for the companion pion is found to be above 99%, but is allowed to vary in the fit. The yield observables are affected by correlations between the efficiency of the particle identification requirements on the D -decay products and their kinematics. The effect is very small, and thus only applied as a source of systematic uncertainty, which is evaluated by counting the number of $B^\pm \rightarrow D\pi^\pm$ LS candidates in each bin before and after applying these requirements. The uncertainty is taken as the maximal relative change between the bins, which is found to be around 0.5%. This source of systematic uncertainty also affects the DT sample. The uncertainty on the bin migration is taken as half of the value of the correction from simulation. This source of systematic uncertainty also affects the DT sample. The detection efficiencies of particles and antiparticles differ due to the difference in interaction cross-sections with the detector material. The asymmetry for pions is small, with a value of $(-0.17 \pm 0.10)\%$, while the asymmetry for kaons is larger, and found to be $(-0.79 \pm 0.25)\%$. These values are taken from dedicated studies [47, 48], correcting for the kinematics of the decays of interest. The production asymmetry is a free parameter of the fit, determined by assuming that CP violation is negligible in the LS $B^\pm \rightarrow D\pi^\pm$ decays, and thus no additional systematic uncertainty is required.

There are several sources of systematic uncertainty related to the partially reconstructed background. First, there are the uncertainties in the distributions of each type of background, which are assessed by varying within their uncertainties the shapes obtained from simulation. Second, the yields of some background processes are fixed relative to the fully reconstructed LS $B^\pm \rightarrow D\pi^\pm$ decay, and thus the knowledge of relative branching fractions and the finite size of simulated samples used to assess the relative efficiencies of these modes are both sources of systematic uncertainty. Last, the CP violation in some of the suppressed partially reconstructed decays, such as $B^\pm \rightarrow D^*K^\pm$, is expected to be significant. The CP violation in the partially reconstructed background is accounted for by fixing the yields of the suppressed, partially reconstructed decays to their expected values based on the

current knowledge of γ and the hadronic parameters, with values taken from ref. [4]. The corresponding uncertainty is propagated as a source of systematic uncertainty.

The final sources of systematic uncertainty are due to the modelling of the other sources of background. This includes the shapes of the different combinatorial components, in addition to the yields and shapes of the favoured-to-suppressed crossfeeds. A small number of $B^\pm \rightarrow K^+K^-\pi^+\pi^-\pi^\pm$ decays are also expected in the OS $B^\pm \rightarrow DK^\pm$ sample. The contamination from this background is estimated using the candidates that fail the requirements on the D^0 candidate, and is found to be around two. The number of candidates, distribution in phase space and possible CP violation in this component are all varied as a source of systematic uncertainty.

7 Results

The phase-space integrated fits to the eight different signal categories are shown in figures 1 and 2 for the LS and OS subsamples, respectively. The model is found to describe the data very well, with a χ^2 per degree-of-freedom of 1228/1249, corresponding to a p -value of 66%. The phase-space integrated CP asymmetry \mathcal{A}_h and the charge-averaged decay rate of the OS with respect to the LS mode, \mathcal{R}_h , are found to be

$$\begin{aligned}\mathcal{A}_K &= -0.321 \pm 0.039 \pm 0.005, \\ \mathcal{A}_\pi &= 0.070 \pm 0.019 \pm 0.006, \\ \mathcal{R}_K &= (13.33 \pm 0.55 \pm 0.08) \times 10^{-3}, \\ \mathcal{R}_\pi &= (3.45 \pm 0.07 \pm 0.01) \times 10^{-3},\end{aligned}$$

where the first and second uncertainties are statistical and systematic, respectively. The values are consistent with those obtained by the phase-space integrated analysis [16] performed on the 7 and 8 TeV data sets recorded in 2011 and 2012, with uncertainties that are around a factor of 2.5 smaller.

The data set is then divided into the different bins of phase space and the mass fit repeated. The fit to the 16 different suppressed signal categories is shown in figures 3 and 4 for the $B^\pm \rightarrow DK^\pm$ and $B^\pm \rightarrow D\pi^\pm$ samples, respectively. Large CP violation is observed in three of the four D phase-space bins in the $B^\pm \rightarrow DK^\pm$ sample. The CP asymmetries for the kaon observables in the four bins are

$$\begin{aligned}\mathcal{A}_K^1 &= -0.469 \pm 0.088 \pm 0.009, \\ \mathcal{A}_K^2 &= -0.852 \pm 0.077 \pm 0.012, \\ \mathcal{A}_K^3 &= -0.284 \pm 0.080 \pm 0.009, \\ \mathcal{A}_K^4 &= +0.107 \pm 0.083 \pm 0.009,\end{aligned}$$

where the first and second uncertainties are statistical and systematic, respectively. The first three asymmetries are individually significant, with the CP violation in the second bin alone at over 10 standard deviations, and a central value larger in magnitude than any other CP asymmetry yet observed. The CP asymmetry in the fourth bin is not found to be statistically significant, and is expected to be smaller than the asymmetry in the other bins

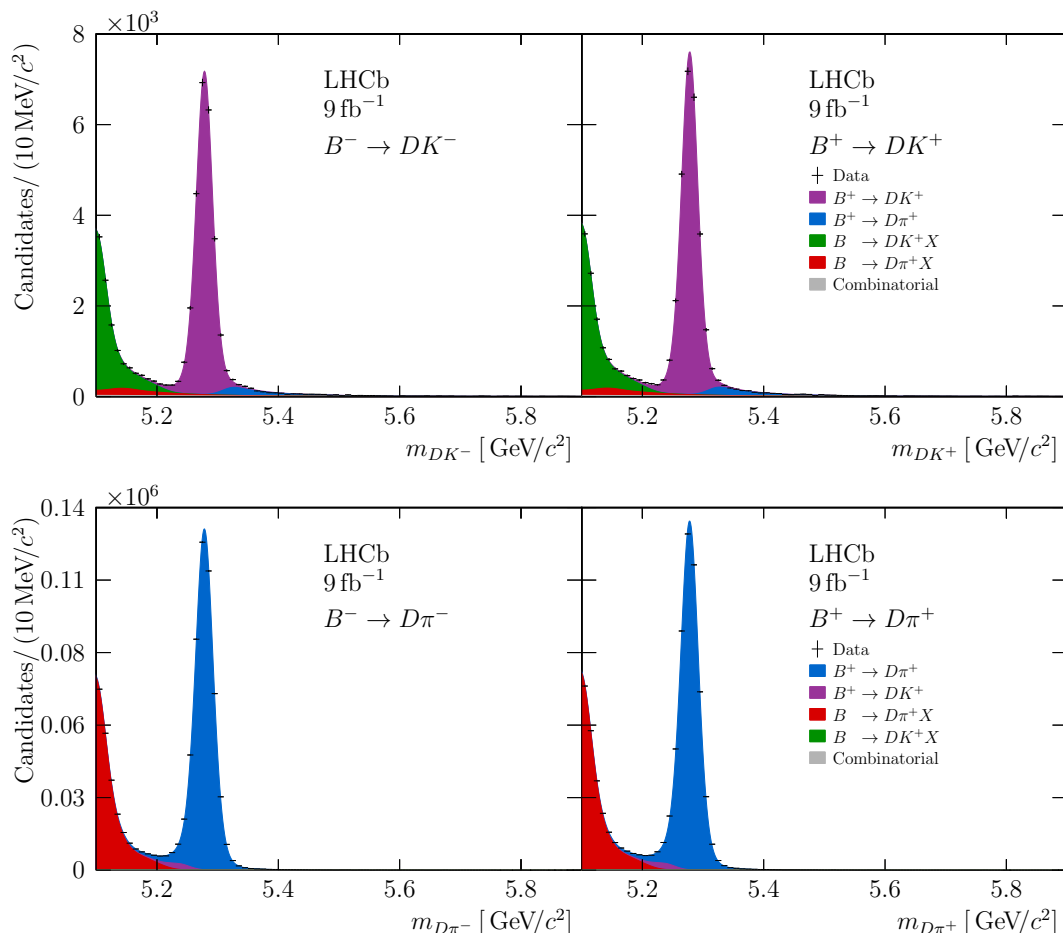


Figure 1. Invariant-mass distributions of LS $B^\pm \rightarrow DK^\pm$ (top) and $B^\pm \rightarrow D\pi^\pm$ (bottom) candidates, divided by charge of the B hadron. The results of the fit are overlaid.

due to the lower amplitude ratio and coherence factor. The corresponding asymmetries for the pion mode are

$$\begin{aligned}
 \mathcal{A}_\pi^1 &= +0.087 \pm 0.037 \pm 0.006, \\
 \mathcal{A}_\pi^2 &= +0.101 \pm 0.040 \pm 0.006, \\
 \mathcal{A}_\pi^3 &= +0.090 \pm 0.040 \pm 0.006, \\
 \mathcal{A}_\pi^4 &= -0.041 \pm 0.054 \pm 0.007.
 \end{aligned}$$

The significances in the first three bins are between two and three standard deviations, while the fourth bin is found to be compatible with CP conservation. The p -value of the $B^\pm \rightarrow D\pi^\pm$ observables under the CP -conserving hypothesis when combining the bins is less than 2×10^{-3} . The CP asymmetries are of the opposite sign to those in the kaon mode, which is consistent with the strong-phase difference for the $B^\pm \rightarrow D\pi^\pm$ amplitudes being separated by roughly 180° from that of the $B^\pm \rightarrow DK^\pm$ amplitudes. The yield ratio observables, and corresponding uncertainties, are given in table 2. The observables and

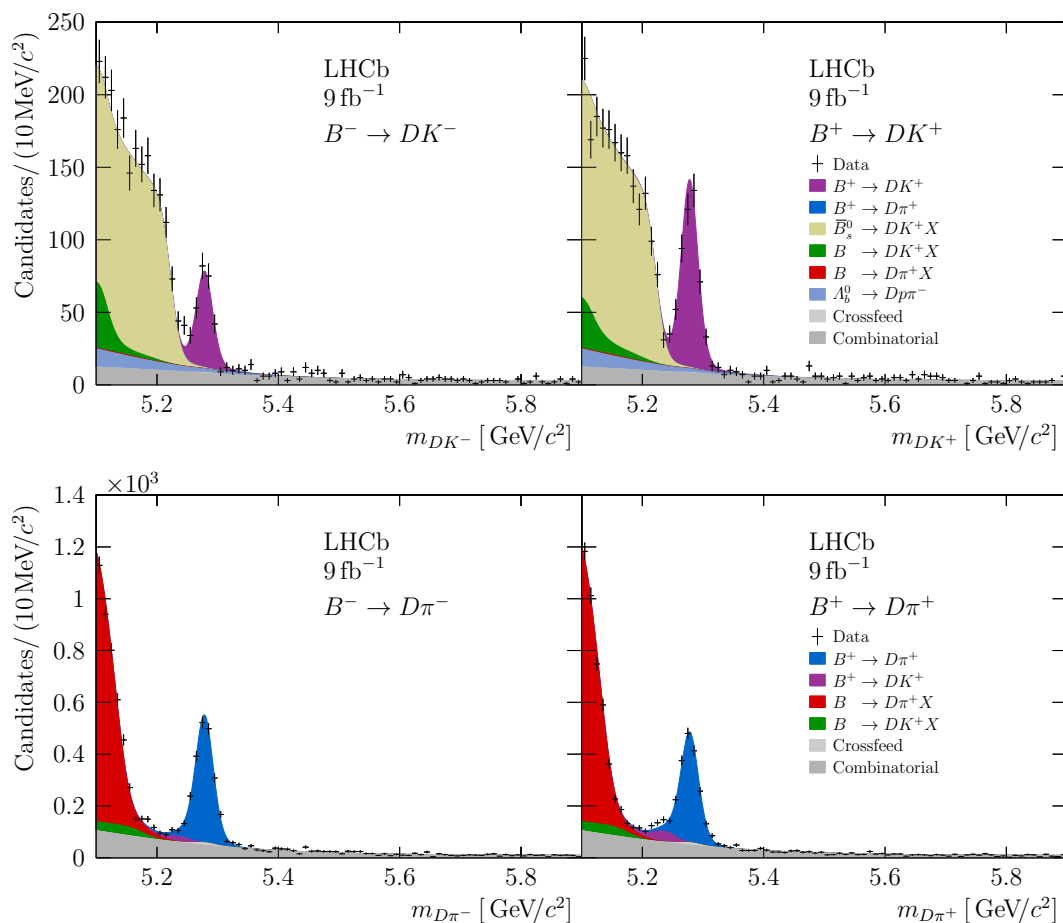


Figure 2. Invariant-mass distributions of OS $B^\pm \rightarrow DK^\pm$ (top) and $B^\pm \rightarrow D\pi^\pm$ (bottom) candidates, divided by charge of the B hadron. The results of the fit are overlaid.

Bin	$\mathcal{R}_{K^-} [\times 10^{-3}]$	$\mathcal{R}_{K^+} [\times 10^{-3}]$	$\mathcal{R}_{\pi^-} [\times 10^{-3}]$	$\mathcal{R}_{\pi^+} [\times 10^{-3}]$	$\mathcal{R}_{D\Gamma} [\times 10^{-3}]$
1	$5.89^{+1.25}_{-1.14} \pm 0.12$	$16.56^{+1.79}_{-1.70} \pm 0.20$	$4.26^{+0.21}_{-0.20} \pm 0.04$	$3.58^{+0.20}_{-0.19} \pm 0.04$	$3.66 \pm 0.09 \pm 0.03$
2	$2.41^{+1.11}_{-0.98} \pm 0.14$	$24.12^{+2.30}_{-2.19} \pm 0.28$	$4.52^{+0.24}_{-0.23} \pm 0.05$	$3.68^{+0.22}_{-0.22} \pm 0.04$	$4.32 \pm 0.10 \pm 0.04$
3	$11.99^{+1.76}_{-1.64} \pm 0.19$	$20.91^{+2.12}_{-2.01} \pm 0.25$	$4.29^{+0.23}_{-0.22} \pm 0.05$	$3.59^{+0.22}_{-0.21} \pm 0.04$	$3.73 \pm 0.10 \pm 0.04$
4	$13.71^{+1.55}_{-1.47} \pm 0.17$	$10.84^{+1.45}_{-1.36} \pm 0.16$	$1.94^{+0.15}_{-0.14} \pm 0.03$	$2.11^{+0.15}_{-0.15} \pm 0.03$	$2.25 \pm 0.07 \pm 0.02$

Table 2. Observables \mathcal{R}_{h^\pm} and $\mathcal{R}_{D\Gamma}$ in the four phase-space bins. Values are presented without correcting for differences in the efficiencies between OS and LS decays. Corrections of $\mathcal{O}(1)\%$ are applied in the interpretation fit, and are given in appendix B.

corresponding uncertainties for the doubly-tagged data set are also given in table 2, while details of the selection and mass fits used to determine these values are given in appendix A.

8 Interpretation and conclusions

The observables presented in the previous section are interpreted in terms of γ and related hadronic parameters by minimising the χ^2 of the observables with respect to the physics

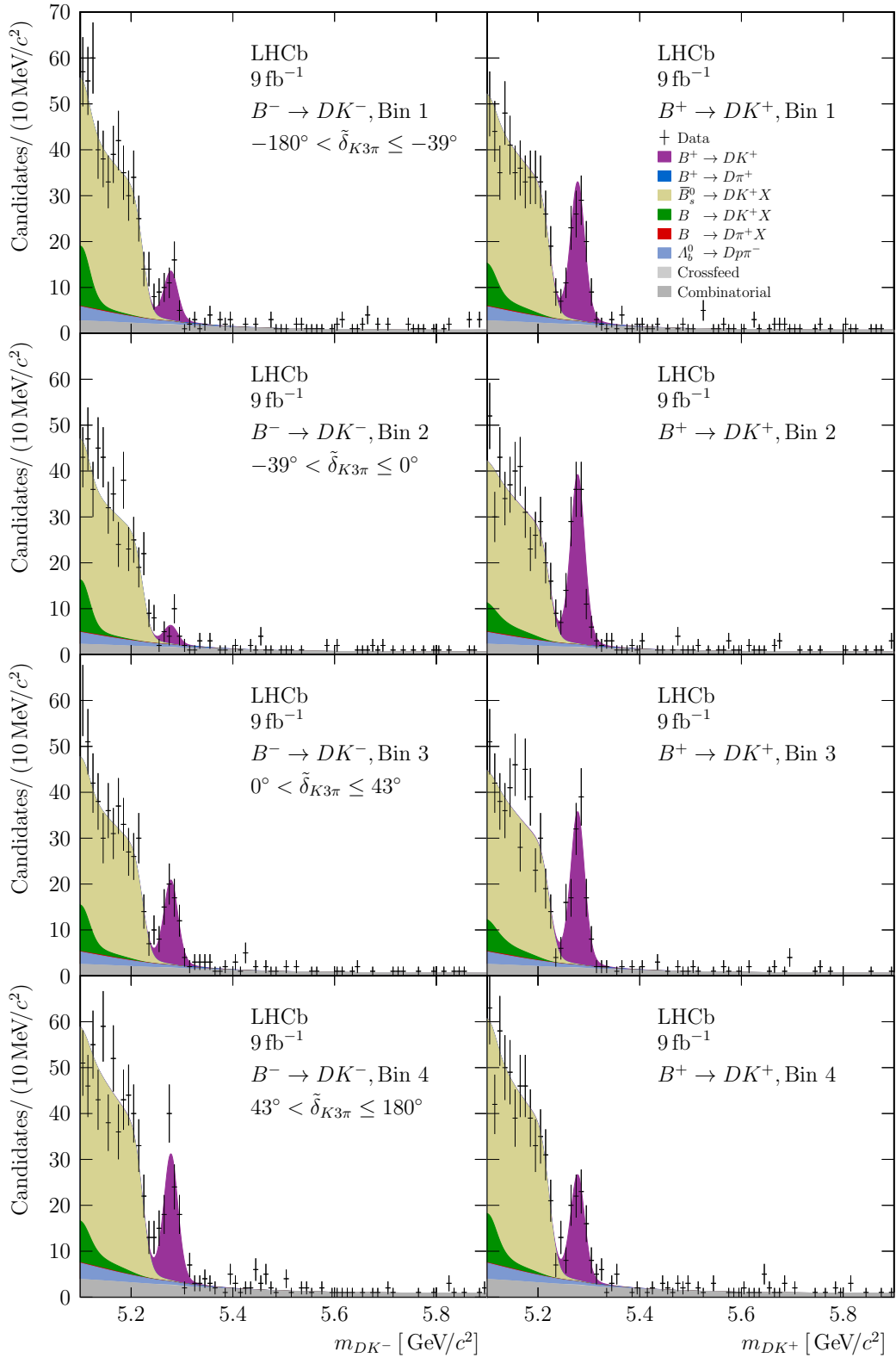


Figure 3. Invariant-mass distributions of OS $B^\pm \rightarrow DK^\pm$ candidates, divided by the charge of the B -hadron and phase-space bin. The results of the fit are overlaid.

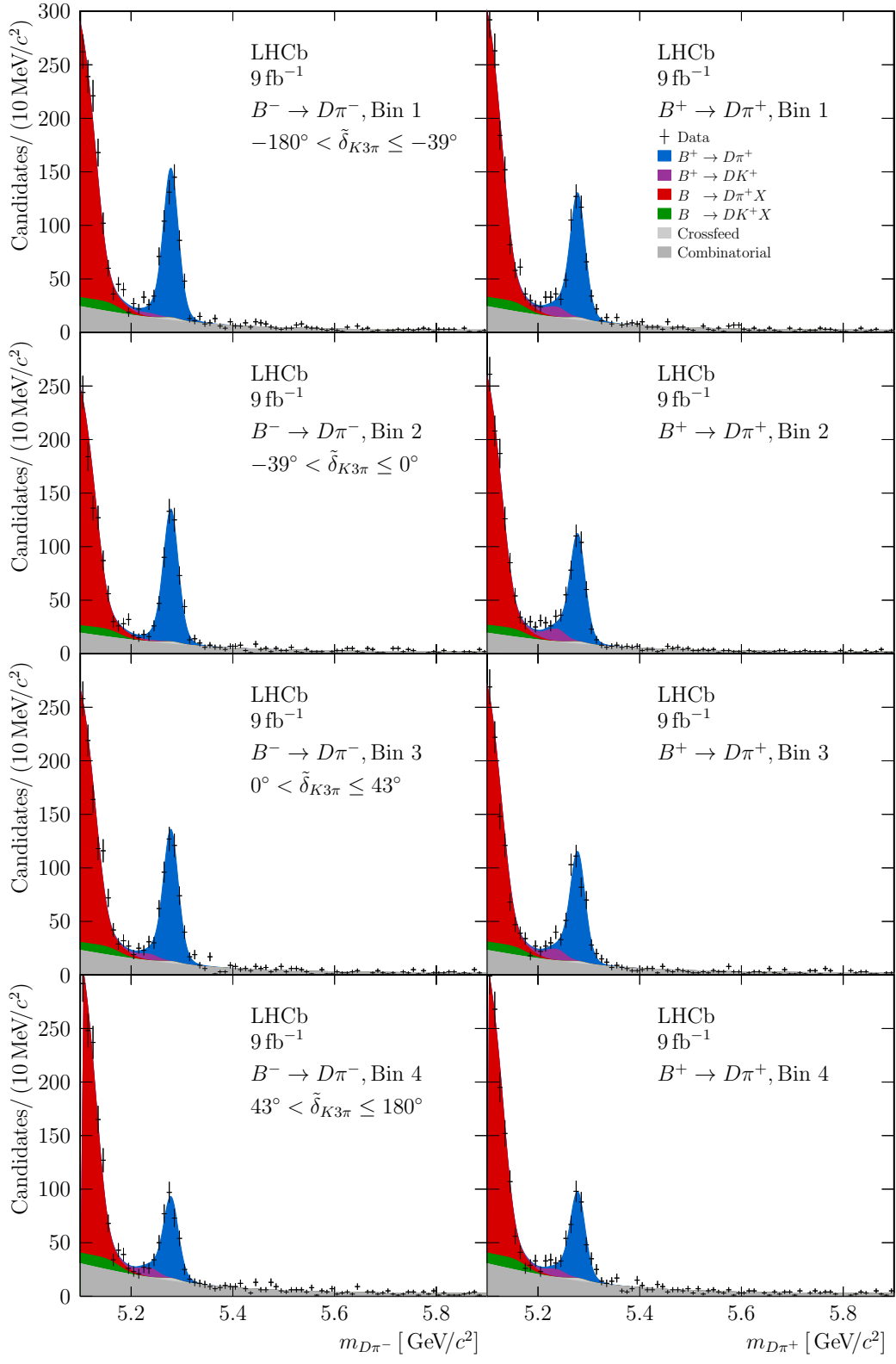


Figure 4. Invariant-mass distributions of OS $B^\pm \rightarrow D\pi^\pm$ candidates, divided by the charge of the B -hadron and phase-space bin. The results of the fit are overlaid.

parameters. The χ^2 is

$$\chi_{B \rightarrow Dh}^2 = \sum_{ij} [\mathbf{V}^{-1}]_{ij} (x_i - \hat{x}_i) (x_j - \hat{x}_j), \quad (8.1)$$

where x_i is the measured value of the i th observable and \hat{x}_i is the corresponding expectation value, which in turn depends on the physics parameters. The expected values are corrected for the small difference in efficiencies between the OS and LS decay modes using large samples of simulated decays, with the largest deviation from unity for such factors being around 1%. The covariance matrix, \mathbf{V} , is given by the sum of the statistical and systematic covariance matrices, where the statistical covariance matrix is given by

$$[\mathbf{V}_{\text{stat.}}]_{ij} = \rho_{ij} \sigma_i (x_i - \hat{x}_i) \sigma_j (x_j - \hat{x}_j), \quad (8.2)$$

and ρ_{ij} is the statistical correlation between observables x_i and x_j . The uncertainties, σ_i , are parameterised as prescribed in ref. [49] by assuming the variance is a linear function, which gives

$$\sigma(x - \hat{x}) = \sqrt{\sigma_- \sigma_+ + (\sigma_+ - \sigma_-)(x - \hat{x})}, \quad (8.3)$$

where σ_{\pm} are the positive and negative uncertainties on each parameter given by the fit described in section 5. The robustness of the determination of the physics parameters is verified by repeating the fit on a large ensemble of simulated samples. The assigned uncertainties and central values are found to describe the ensemble very well. However, a bias is found on r_B^{π} of around 10% of the its uncertainty, and is a consequence of the behaviour of the observables as $r_B^{\pi} \rightarrow 0$. Thus the parameterisation

$$x_{Dh} + iy_{Dh} = r_B^h e^{i\delta_B^h} \quad (8.4)$$

is adopted to facilitate the combination of these results with other decay modes. The Cartesian form of the $B^{\pm} \rightarrow DK^{\pm}$ decay parameters is also reported for consistency. The charm mixing parameters are constrained using the values reported in ref. [15]. The hadronic parameters of the D decay are constrained using a combination of results from BESIII, CLEO-c and LHCb experiments [17–19]. The full BESIII χ^2 and CLEO-c likelihoods are used in the constraint, owing to the non-Gaussian nature of the uncertainties on these parameters, and are calculated using the supplementary material provided in ref. [18]. The fit is repeated fixing the D hadronic parameters to the values predicted by the models presented in ref. [20] in order to assess the contribution to the uncertainties from the limited knowledge on these parameters. The B -hadronic parameters, in the polar form, are found to be

$$\begin{aligned} \delta_B^K &= \left(134.6 \begin{array}{c} + 6.0 + 0.7 + 8.6 \\ - 6.0 - 0.7 - 8.7 \end{array} \right)^{\circ}, \\ \delta_B^{\pi} &= \left(311.8 \begin{array}{c} + 14.7 + 3.0 + 14.7 \\ - 15.0 - 2.3 - 15.0 \end{array} \right)^{\circ}, \\ r_B^K &= \left(94.6 \begin{array}{c} + 3.1 + 0.5 + 3.0 \\ - 3.1 - 0.5 - 2.3 \end{array} \right) \times 10^{-3}, \\ r_B^{\pi} &= \left(4.5 \begin{array}{c} + 1.1 + 0.3 + 0.4 \\ - 1.0 - 0.3 - 0.3 \end{array} \right) \times 10^{-3}, \end{aligned}$$

	γ	x_{DK}	y_{DK}	$x_{D\pi}$	$y_{D\pi}$
γ	1	-0.286	-0.305	-0.196	0.047
x_{DK}		1	0.911	-0.118	-0.211
y_{DK}			1	-0.076	-0.173
$x_{D\pi}$				1	0.357
$y_{D\pi}$					1

Table 3. Correlation matrix of γ with the B -hadronic parameters, expressed in the Cartesian form.

where the first and second uncertainties are statistical and systematic, respectively, while the third is from the finite knowledge on the D -meson decay parameters. The hadronic parameters in the Cartesian form are found to be

$$\begin{aligned}
 x_{DK} &= \left(-66.4_{-7.2}^{+7.6} \text{ }_{-0.9}^{+0.9} \text{ }_{-7.3}^{+10.0} \right) \times 10^{-3}, \\
 y_{DK} &= \left(67.4_{-7.5}^{+7.1} \text{ }_{-1.0}^{+0.8} \text{ }_{-12.1}^{+11.1} \right) \times 10^{-3}, \\
 x_{D\pi} &= \left(3.0_{-1.2}^{+1.2} \text{ }_{-0.1}^{+0.1} \text{ }_{-0.9}^{+0.9} \right) \times 10^{-3}, \\
 y_{D\pi} &= \left(-3.4_{-1.1}^{+1.1} \text{ }_{-0.3}^{+0.3} \text{ }_{-0.8}^{+0.8} \right) \times 10^{-3}.
 \end{aligned}$$

The value of γ is found to be

$$\gamma = \left(54.8_{-5.8}^{+6.0} \text{ }_{-0.6}^{+0.6} \text{ }_{-4.3}^{+6.7} \right)^\circ,$$

which is one of the most precise determinations thus far using any single D -decay mode, and is compatible with current averages [15, 50]. The correlation matrix of the fit to γ and the B -hadronic parameters is given in table 3.

In summary, the analysis presented in this paper gives the first measurement of parameters of interest in $B^\pm \rightarrow D [K^\mp \pi^\pm \pi^\pm \pi^\mp] h^\pm$ decays in bins of the phase space of the D decay, where the magnitude of the CP violation in one of the bins is the largest yet observed. Furthermore, the obtained results are anticipated to have a strong impact on the overall knowledge of γ .

Acknowledgments

We express our gratitude to our colleagues in the CERN accelerator departments for the excellent performance of the LHC. We thank the technical and administrative staff at the LHCb institutes. We acknowledge support from CERN and from the national agencies: CAPES, CNPq, FAPERJ and FINEP (Brazil); MOST and NSFC (China); CNRS/IN2P3 (France); BMBF, DFG and MPG (Germany); INFN (Italy); NWO (Netherlands); MNiSW and NCN (Poland); MEN/IFA (Romania); MICINN (Spain); SNSF and SER (Switzerland); NASU (Ukraine); STFC (United Kingdom); DOE NP and NSF (USA). We acknowledge the computing resources that are provided by CERN, IN2P3 (France), KIT and DESY (Germany), INFN (Italy), SURF (Netherlands), PIC (Spain), GridPP (United Kingdom), CSCS (Switzerland), IFIN-HH (Romania), CBPF (Brazil), Polish WLCG (Poland) and NERSC (USA). We are indebted to the communities behind the multiple open-source

software packages on which we depend. Individual groups or members have received support from ARC and ARDC (Australia); Minciencias (Colombia); AvH Foundation (Germany); EPLANET, Marie Skłodowska-Curie Actions and ERC (European Union); A*MIDEX, ANR, IPhU and Labex P2IO, and Région Auvergne-Rhône-Alpes (France); Key Research Program of Frontier Sciences of CAS, CAS PIFI, CAS CCEPP, Fundamental Research Funds for the Central Universities, and Sci. & Tech. Program of Guangzhou (China); GVA, XuntaGal, GENCAT and Prog. Atracción Talento, CM (Spain); SRC (Sweden); the Leverhulme Trust, the Royal Society and UKRI (United Kingdom).

A Analysis of $X_b \rightarrow D^{*+} \mu^- \bar{\nu}_\mu X$

Flavour-tagged D^0 mesons are provided by a sample of $X_b \rightarrow D^{*+} \mu^- \bar{\nu}_\mu X$ decays. The configuration where the kaon from the D decay are of the same charge to the pion from the D^{*+} decay is referred to as *wrong sign* (WS). WS decays mostly proceed via the DCS amplitude, with a small additional contribution from charm mixing. The configuration where the kaon is of the same sign as the pion from the D^{*+} decay are dominated by CF transitions, and provide the normalisation channel for the \mathcal{R}_{DT}^i observables. Inclusion of such observables gives significant reduction in the uncertainties on the $r_{K3\pi}^i$ parameters, and as a consequence a more precise determination on δ_B^π .

The selection of the doubly tagged data set is simpler than the fully hadronic mode, as a pure sample can be selected using only requirements on PID variables of the D -decay products and on the D -candidate mass. The requirements used in the selection of $B^\pm \rightarrow Dh^\pm$ decays to remove both crossfeed from the CF mode and candidates where one of the tracks has been duplicated are also applied.

Signal yields, and their corresponding uncertainties, are obtained by performing a fit to the mass difference between the D^{*+} and D^0 candidates, referred to as Δm . The signal is described by the same parameterisation as the fully reconstructed $B^\pm \rightarrow Dh^\pm$ decays, while the only significant background is combinatorial, and can be described by a threshold function

$$\mathcal{P}_{\text{bkg}}(\Delta m) \propto \left(1 - e^{c(\Delta m - m_\pi)}\right) (\Delta m - m_\pi)^a, \tag{A.1}$$

where a and c are parameters that vary freely in the fit, and m_π is the mass of the pion. The distribution of Δm for $X_b \rightarrow D^{*+} \mu^- \bar{\nu}_\mu X$ decays, in the four bins of phase space, is shown in figure 5. The first three bins have a similar population of both signal and background, while the fourth bin has a smaller signal yield due to the smaller DCS amplitude in this bin. The background level is also slightly larger in this bin, due to both the larger CF amplitude and phase-space volume associated with this region.

B Additional material used in interpretation

This section gives additional material used in the interpretation of $\mathcal{R}_{h^\pm}^i$ and \mathcal{R}_{DT}^i in terms of γ and the hadronic parameters. The statistical and systematic correlation matrices for $\mathcal{R}_{h^\pm}^i$ are given in tables 4 and 5, respectively. The observables are found to be largely statistically

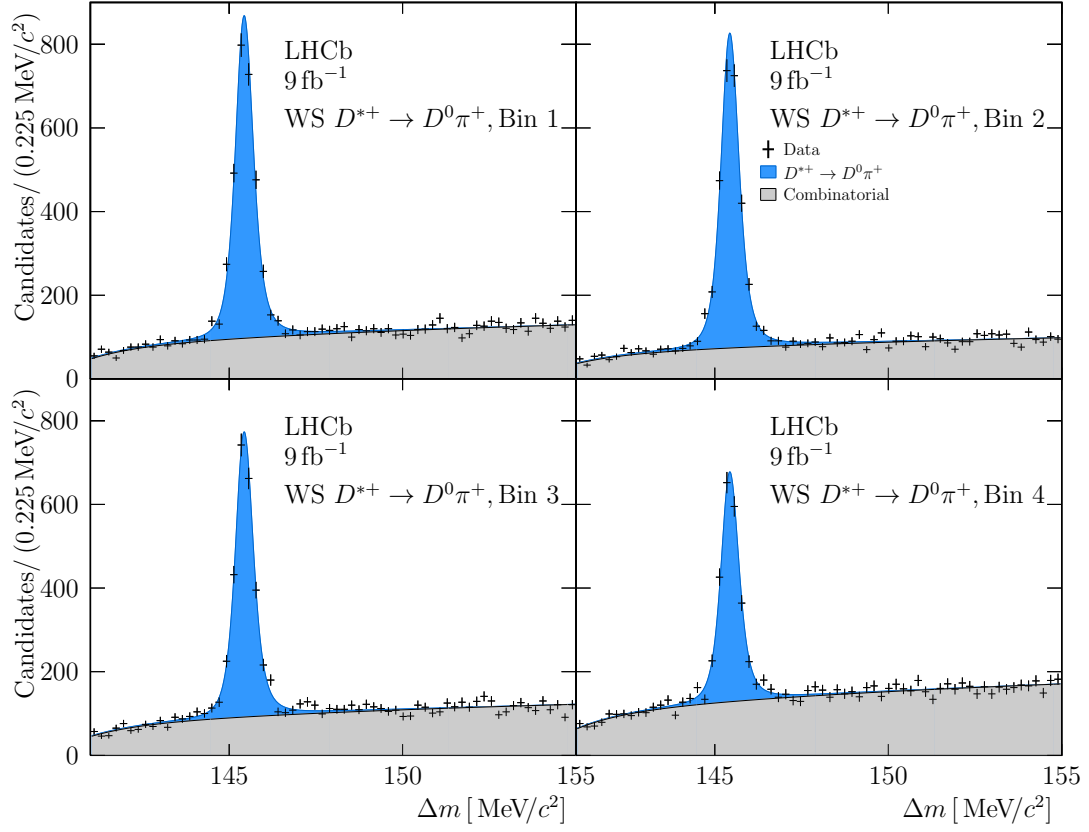


Figure 5. Δm distributions for WS $D^{*+} \rightarrow D^0\pi^+$ candidates, where the D^{*+} has been produced via $X_b \rightarrow D^{*+}\mu^-\bar{\nu}_\mu X$ decays. The candidates are divided by D -decay phase-space bin.

$\rho_{\text{Stat.}}$	$\mathcal{R}_{K^+}^1$	$\mathcal{R}_{K^-}^1$	$\mathcal{R}_{\pi^+}^1$	$\mathcal{R}_{\pi^-}^1$	$\mathcal{R}_{K^+}^2$	$\mathcal{R}_{K^-}^2$	$\mathcal{R}_{\pi^+}^2$	$\mathcal{R}_{\pi^-}^2$	$\mathcal{R}_{K^+}^3$	$\mathcal{R}_{K^-}^3$	$\mathcal{R}_{\pi^+}^3$	$\mathcal{R}_{\pi^-}^3$	$\mathcal{R}_{K^+}^4$	$\mathcal{R}_{K^-}^4$	$\mathcal{R}_{\pi^+}^4$	$\mathcal{R}_{\pi^-}^4$
$\mathcal{R}_{K^+}^1$	1.000	0.004	-0.072	0.002	-0.036	0.001	0.003	0.000	-0.001	0.001	0.000	0.000	-0.009	0.001	0.001	0.000
$\mathcal{R}_{K^-}^1$		1.000	0.002	-0.059	0.001	-0.036	0.000	0.002	0.001	-0.001	0.000	0.000	0.001	-0.009	0.000	0.001
$\mathcal{R}_{\pi^+}^1$			1.000	0.005	0.003	0.000	-0.035	0.000	0.000	0.000	-0.000	0.001	0.001	0.000	-0.009	0.001
$\mathcal{R}_{\pi^-}^1$				1.000	0.000	0.002	0.000	-0.035	0.000	0.000	0.001	-0.000	0.000	0.001	0.001	-0.010
$\mathcal{R}_{K^+}^2$					1.000	0.004	-0.087	0.002	-0.041	0.001	0.004	0.000	-0.001	0.001	0.000	0.000
$\mathcal{R}_{K^-}^2$						1.000	0.001	-0.040	0.001	-0.045	-0.000	0.003	0.001	0.000	0.000	0.000
$\mathcal{R}_{\pi^+}^2$							1.000	0.005	0.004	0.000	-0.040	0.000	0.000	0.000	-0.001	0.001
$\mathcal{R}_{\pi^-}^2$								1.000	0.000	0.002	0.000	-0.040	0.000	0.000	0.001	-0.001
$\mathcal{R}_{K^+}^3$									1.000	0.004	-0.080	0.002	-0.036	0.001	0.003	0.000
$\mathcal{R}_{K^-}^3$										1.000	0.002	-0.066	0.001	-0.035	0.000	0.003
$\mathcal{R}_{\pi^+}^3$											1.000	0.005	0.003	0.000	-0.036	0.001
$\mathcal{R}_{\pi^-}^3$												1.000	0.000	0.002	0.001	-0.037
$\mathcal{R}_{K^+}^4$													1.000	0.005	-0.071	0.002
$\mathcal{R}_{K^-}^4$														1.000	0.002	-0.069
$\mathcal{R}_{\pi^+}^4$															1.000	0.006
$\mathcal{R}_{\pi^-}^4$																1.000

Table 4. Statistical correlation matrix between $\mathcal{R}_{h^\pm}^i$ observables.

$\rho_{\text{sys.}}$	$\mathcal{R}_{K^+}^1$	$\mathcal{R}_{K^-}^1$	$\mathcal{R}_{\pi^+}^1$	$\mathcal{R}_{\pi^-}^1$	$\mathcal{R}_{K^+}^2$	$\mathcal{R}_{K^-}^2$	$\mathcal{R}_{\pi^+}^2$	$\mathcal{R}_{\pi^-}^2$	$\mathcal{R}_{K^+}^3$	$\mathcal{R}_{K^-}^3$	$\mathcal{R}_{\pi^+}^3$	$\mathcal{R}_{\pi^-}^3$	$\mathcal{R}_{K^+}^4$	$\mathcal{R}_{K^-}^4$	$\mathcal{R}_{\pi^+}^4$	$\mathcal{R}_{\pi^-}^4$
$\mathcal{R}_{K^+}^1$	1.000	-0.144	0.569	0.034	0.423	0.030	0.300	-0.225	0.340	0.015	0.275	-0.175	0.195	0.021	0.220	-0.146
$\mathcal{R}_{K^-}^1$		1.000	0.004	0.353	-0.185	0.160	-0.157	0.206	-0.131	0.236	-0.136	0.170	0.023	0.180	-0.096	0.148
$\mathcal{R}_{\pi^+}^1$			1.000	0.297	0.294	-0.036	0.367	-0.325	0.293	-0.157	0.359	-0.269	0.234	-0.202	0.332	-0.177
$\mathcal{R}_{\pi^-}^1$				1.000	-0.244	0.093	-0.319	0.342	-0.224	0.212	-0.299	0.311	-0.166	0.263	-0.254	0.259
$\mathcal{R}_{K^+}^2$					1.000	-0.168	0.579	0.056	0.405	-0.101	0.249	-0.212	0.260	0.021	0.221	-0.130
$\mathcal{R}_{K^-}^2$						1.000	0.039	0.146	-0.053	0.173	-0.052	0.071	0.036	0.142	-0.034	0.056
$\mathcal{R}_{\pi^+}^2$							1.000	0.335	0.267	-0.162	0.306	-0.302	0.232	-0.159	0.340	-0.154
$\mathcal{R}_{\pi^-}^2$								1.000	-0.272	0.211	-0.344	0.251	-0.182	0.264	-0.232	0.264
$\mathcal{R}_{K^+}^3$									1.000	-0.147	0.655	0.231	0.297	-0.044	0.223	-0.143
$\mathcal{R}_{K^-}^3$										1.000	-0.023	0.311	-0.076	0.306	-0.139	0.158
$\mathcal{R}_{\pi^+}^3$											1.000	0.439	0.207	-0.194	0.302	-0.176
$\mathcal{R}_{\pi^-}^3$												1.000	-0.172	0.240	-0.220	0.215
$\mathcal{R}_{K^+}^4$													1.000	-0.001	0.613	0.385
$\mathcal{R}_{K^-}^4$														1.000	-0.033	0.282
$\mathcal{R}_{\pi^+}^4$															1.000	0.593
$\mathcal{R}_{\pi^-}^4$																1.000

Table 5. Systematic correlation matrix between $\mathcal{R}_{h^\pm}^i$ observables.

	$\mathcal{R}_{\text{DT}}^1$	$\mathcal{R}_{\text{DT}}^2$	$\mathcal{R}_{\text{DT}}^3$	$\mathcal{R}_{\text{DT}}^4$
$\mathcal{R}_{\text{DT}}^1$	1.000	-0.018	0.019	0.017
$\mathcal{R}_{\text{DT}}^2$		1.000	-0.024	0.020
$\mathcal{R}_{\text{DT}}^3$			1.000	-0.009
$\mathcal{R}_{\text{DT}}^4$				1.000

Table 6. Statistical correlation matrix between $\mathcal{R}_{\text{DT}}^i$ observables.

	$\mathcal{R}_{\text{DT}}^1$	$\mathcal{R}_{\text{DT}}^2$	$\mathcal{R}_{\text{DT}}^3$	$\mathcal{R}_{\text{DT}}^4$
$\mathcal{R}_{\text{DT}}^1$	1.000	-0.149	-0.100	0.018
$\mathcal{R}_{\text{DT}}^2$		1.000	-0.023	-0.026
$\mathcal{R}_{\text{DT}}^3$			1.000	-0.011
$\mathcal{R}_{\text{DT}}^4$				1.000

Table 7. Systematic correlation matrix between $\mathcal{R}_{\text{DT}}^i$ observables.

uncorrelated, while the systematic correlations are considerable. The corresponding matrices for the double-tag observables are given in tables 6 and 7.

The corrections to the observables, denoted by κ , due to the variation in efficiencies across the phase space are given in table 8. The quoted uncertainties are due to the finite size of the simulated samples used to evaluate the corrections. The derivatives of the corrections with respect to the parameters of interest are also given such that this dependence can be included in the interpretation of the results.

	κ_0	$\frac{\partial \kappa}{\partial \text{Re}(z_{h\pm})}$	$\frac{\partial \kappa}{\partial \text{Im}(z_{h\pm})}$	$\frac{\partial \kappa}{\partial x}$	$\frac{\partial \kappa}{\partial y}$
$\kappa_{K^+}^1$	0.992 ± 0.002	-0.042	-0.044	-0.686	-0.993
$\kappa_{K^+}^2$	0.991 ± 0.002	-0.055	-0.015	-0.372	-0.980
$\kappa_{K^+}^3$	0.991 ± 0.002	-0.065	0.012	-0.132	-1.103
$\kappa_{K^+}^4$	0.990 ± 0.002	-0.073	0.090	-0.071	-1.475
$\kappa_{K^-}^1$	1.008 ± 0.003	0.120	-0.058	1.771	1.235
$\kappa_{K^-}^2$	1.006 ± 0.003	0.305	-0.023	2.315	-0.360
$\kappa_{K^-}^3$	1.004 ± 0.003	0.131	-0.024	1.654	-0.093
$\kappa_{K^-}^4$	1.011 ± 0.003	0.027	-0.094	1.404	0.457
$\kappa_{\pi^+}^1$	0.989 ± 0.003	0.223	-0.137	-1.855	-0.553
$\kappa_{\pi^+}^2$	0.981 ± 0.003	-0.147	-0.047	-0.812	-1.981
$\kappa_{\pi^+}^3$	0.985 ± 0.003	-0.013	0.289	0.697	-2.024
$\kappa_{\pi^+}^4$	1.013 ± 0.003	0.558	0.102	2.210	-0.431
$\kappa_{\pi^-}^1$	0.988 ± 0.003	0.129	-0.160	-1.725	-0.844
$\kappa_{\pi^-}^2$	0.982 ± 0.003	-0.150	-0.049	-0.747	-1.835
$\kappa_{\pi^-}^3$	0.985 ± 0.003	-0.084	0.215	0.444	-1.973
$\kappa_{\pi^-}^4$	1.007 ± 0.003	0.598	0.271	1.882	-1.123
κ_{DT}^1	1.008 ± 0.003			-0.054	0.083
κ_{DT}^2	1.002 ± 0.003			0.047	0.083
κ_{DT}^3	1.001 ± 0.003			0.119	-0.006
κ_{DT}^4	1.001 ± 0.003			0.120	0.191

Table 8. Efficiency corrections to the observables, where the quoted uncertainties are due to the finite sizes of the simulated samples used to evaluate the corrections. The derivatives of the corrections with respect to the γ and the B -decay parameters, using $z_{h\pm} \equiv r_B^h e^{i(\delta_B^h \pm \gamma)}$, and the charm mixing parameters (x, y) are also given.

Open Access. This article is distributed under the terms of the Creative Commons Attribution License ([CC-BY 4.0](https://creativecommons.org/licenses/by/4.0/)), which permits any use, distribution and reproduction in any medium, provided the original author(s) and source are credited.

References

- [1] N. Cabibbo, *Unitary symmetry and leptonic decays*, *Phys. Rev. Lett.* **10** (1963) 531 [[INSPIRE](#)].
- [2] M. Kobayashi and T. Maskawa, *CP violation in the renormalizable theory of weak interaction*, *Prog. Theor. Phys.* **49** (1973) 652 [[INSPIRE](#)].
- [3] J. Brod and J. Zupan, *The ultimate theoretical error on γ from $B \rightarrow DK$ decays*, *JHEP* **01** (2014) 051 [[arXiv:1308.5663](#)] [[INSPIRE](#)].
- [4] LHCb collaboration, *Simultaneous determination of CKM angle γ and charm mixing parameters*, *JHEP* **12** (2021) 141 [[arXiv:2110.02350](#)] [[INSPIRE](#)].
- [5] D. Atwood, I. Dunietz and A. Soni, *Enhanced CP violation with $B \rightarrow KD^0(\bar{D}^0)$ modes and extraction of the CKM angle γ* , *Phys. Rev. Lett.* **78** (1997) 3257 [[hep-ph/9612433](#)] [[INSPIRE](#)].
- [6] D. Atwood, I. Dunietz and A. Soni, *Improved methods for observing CP violation in $b^\pm \rightarrow KD$ and measuring the CKM phase γ* , *Phys. Rev. D* **63** (2001) 036005 [[hep-ph/0008090](#)] [[INSPIRE](#)].
- [7] LHCb collaboration, *Constraints on the CKM angle γ from $B^\pm \rightarrow Dh^\pm$ decays using $D \rightarrow h^\pm h^\mp \pi^0$ final states*, *JHEP* **07** (2022) 099 [[arXiv:2112.10617](#)] [[INSPIRE](#)].
- [8] LHCb collaboration, *Measurement of CP observables in $B^\pm \rightarrow D^{(*)}K^\pm$ and $B^\pm \rightarrow D^{(*)}\pi^\pm$ decays using two-body D final states*, *JHEP* **04** (2021) 081 [[arXiv:2012.09903](#)] [[INSPIRE](#)].
- [9] LHCb collaboration, *Measurement of CP observables in the process $B^0 \rightarrow DK^{*0}$ with two- and four-body D decays*, *JHEP* **08** (2019) 041 [[arXiv:1906.08297](#)] [[INSPIRE](#)].
- [10] LHCb collaboration, *Measurement of CP observables in $B^\pm \rightarrow DK^{*\pm}$ decays using two- and four-body D final states*, *JHEP* **11** (2017) 156 [*Erratum ibid.* **05** (2018) 067] [[arXiv:1709.05855](#)] [[INSPIRE](#)].
- [11] LHCb collaboration, *Study of $B^- \rightarrow DK^- \pi^+ \pi^-$ and $B^- \rightarrow D \pi^- \pi^+ \pi^-$ decays and determination of the CKM angle γ* , *Phys. Rev. D* **92** (2015) 112005 [[arXiv:1505.07044](#)] [[INSPIRE](#)].
- [12] D. Atwood and A. Soni, *Role of charm factory in extracting CKM phase information via $B \rightarrow DK$* , *Phys. Rev. D* **68** (2003) 033003 [[hep-ph/0304085](#)] [[INSPIRE](#)].
- [13] Y. Grossman, A. Soffer and J. Zupan, *The effect of $D-\bar{D}$ mixing on the measurement of γ in $B \rightarrow DK$ decays*, *Phys. Rev. D* **72** (2005) 031501 [[hep-ph/0505270](#)] [[INSPIRE](#)].
- [14] M. Rama, *Effect of $D-\bar{D}$ mixing in the extraction of γ with $B^- \rightarrow D^0 K^-$ and $B^- \rightarrow D^0 \pi^-$ decays*, *Phys. Rev. D* **89** (2014) 014021 [[arXiv:1307.4384](#)] [[INSPIRE](#)].
- [15] HFLAV collaboration, *Averages of b-hadron, c-hadron, and τ -lepton properties as of 2018*, *Eur. Phys. J. C* **81** (2021) 226 [[arXiv:1909.12524](#)] [[INSPIRE](#)].
- [16] LHCb collaboration, *Measurement of CP observables in $B^\pm \rightarrow DK^\pm$ and $B^\pm \rightarrow D\pi^\pm$ with two- and four-body D decays*, *Phys. Lett. B* **760** (2016) 117 [[arXiv:1603.08993](#)] [[INSPIRE](#)].

- [17] T. Evans, J. Libby, S. Malde and G. Wilkinson, *Improved sensitivity to the CKM phase γ through binning phase space in $B^- \rightarrow DK^-$, $D \rightarrow K^+\pi^-\pi^+\pi^-$ decays*, *Phys. Lett. B* **802** (2020) 135188 [[arXiv:1909.10196](#)] [[INSPIRE](#)].
- [18] BESIII collaboration, *Measurement of the $D \rightarrow K^-\pi^+\pi^+\pi^-$ and $D \rightarrow K^-\pi^+\pi^0$ coherence factors and average strong-phase differences in quantum-correlated $D\bar{D}$ decays*, *JHEP* **05** (2021) 164 [[arXiv:2103.05988](#)] [[INSPIRE](#)].
- [19] LHCb collaboration, *First observation of $D^0 - \bar{D}^0$ oscillations in $D^0 \rightarrow K^+\pi^-\pi^+\pi^-$ decays and measurement of the associated coherence parameters*, *Phys. Rev. Lett.* **116** (2016) 241801 [[arXiv:1602.07224](#)] [[INSPIRE](#)].
- [20] LHCb collaboration, *Studies of the resonance structure in $D^0 \rightarrow K^\mp\pi^\pm\pi^\pm\pi^\mp$ decays*, *Eur. Phys. J. C* **78** (2018) 443 [[arXiv:1712.08609](#)] [[INSPIRE](#)].
- [21] PARTICLE DATA GROUP collaboration, *Review of particle physics*, *PTEP* **2022** (2022) 083C01 [[INSPIRE](#)].
- [22] A. Lenz and G. Wilkinson, *Mixing and CP violation in the charm system*, *Ann. Rev. Nucl. Part. Sci.* **71** (2021) 59 [[arXiv:2011.04443](#)] [[INSPIRE](#)].
- [23] LHCb collaboration, *The LHCb Detector at the LHC*, *2008 JINST* **3** S08005 [[INSPIRE](#)].
- [24] LHCb collaboration, *LHCb detector performance*, *Int. J. Mod. Phys. A* **30** (2015) 1530022 [[arXiv:1412.6352](#)] [[INSPIRE](#)].
- [25] R. Aaij et al., *Performance of the LHCb Vertex Locator*, *2014 JINST* **9** P09007 [[arXiv:1405.7808](#)] [[INSPIRE](#)].
- [26] P. d'Argent et al., *Improved performance of the LHCb Outer Tracker in LHC Run 2*, *2017 JINST* **12** P11016 [[arXiv:1708.00819](#)] [[INSPIRE](#)].
- [27] M. Adinolfi et al., *Performance of the LHCb RICH detector at the LHC*, *Eur. Phys. J. C* **73** (2013) 2431 [[arXiv:1211.6759](#)] [[INSPIRE](#)].
- [28] C. Abellán Beteta et al., *Calibration and performance of the LHCb calorimeters in Run 1 and 2 at the LHC*, [arXiv:2008.11556](#) [[INSPIRE](#)].
- [29] A.A. Alves Jr. et al., *Performance of the LHCb muon system*, *2013 JINST* **8** P02022 [[arXiv:1211.1346](#)] [[INSPIRE](#)].
- [30] R. Aaij et al., *The LHCb Trigger and its Performance in 2011*, *2013 JINST* **8** P04022 [[arXiv:1211.3055](#)] [[INSPIRE](#)].
- [31] LHCb collaboration, *Design and performance of the LHCb trigger and full real-time reconstruction in Run 2 of the LHC*, *2019 JINST* **14** P04013 [[arXiv:1812.10790](#)] [[INSPIRE](#)].
- [32] T. Sjöstrand, S. Mrenna and P.Z. Skands, *PYTHIA 6.4 physics and manual*, *JHEP* **05** (2006) 026 [[hep-ph/0603175](#)] [[INSPIRE](#)].
- [33] T. Sjöstrand, S. Mrenna and P.Z. Skands, *A brief introduction to PYTHIA 8.1*, *Comput. Phys. Commun.* **178** (2008) 852 [[arXiv:0710.3820](#)] [[INSPIRE](#)].
- [34] I. Belyaev et al., *Handling of the generation of primary events in Gauss, the LHCb simulation framework*, *J. Phys. Conf. Ser.* **331** (2011) 032047 [[INSPIRE](#)].
- [35] D.J. Lange, *The EvtGen particle decay simulation package*, *Nucl. Instrum. Meth. A* **462** (2001) 152 [[INSPIRE](#)].

- [36] N. Davidson, T. Przedzinski and Z. Was, *PHOTOS interface in C++: Technical and Physics Documentation*, *Comput. Phys. Commun.* **199** (2016) 86 [[arXiv:1011.0937](#)] [[INSPIRE](#)].
- [37] J. Allison et al., *GEANT4 developments and applications*, *IEEE Trans. Nucl. Sci.* **53** (2006) 270 [[INSPIRE](#)].
- [38] GEANT4 collaboration, *GEANT4 — a simulation toolkit*, *Nucl. Instrum. Meth. A* **506** (2003) 250 [[INSPIRE](#)].
- [39] M. Clemencic et al., *The LHCb simulation application, Gauss: Design, evolution and experience*, *J. Phys. Conf. Ser.* **331** (2011) 032023 [[INSPIRE](#)].
- [40] D. Müller, M. Clemencic, G. Corti and M. Gersabeck, *ReDecay: a novel approach to speed up the simulation at LHCb*, *Eur. Phys. J. C* **78** (2018) 1009 [[arXiv:1810.10362](#)] [[INSPIRE](#)].
- [41] H. Voss, A. Hocker, J. Stelzer and F. Tegenfeldt, *TMVA, the Toolkit for Multivariate Data Analysis with ROOT*, *PoS ACAT* (2007) 040 [[INSPIRE](#)].
- [42] W.D. Hulsbergen, *Decay chain fitting with a Kalman filter*, *Nucl. Instrum. Meth. A* **552** (2005) 566 [[physics/0503191](#)] [[INSPIRE](#)].
- [43] T. Skwarnicki, *A study of the radiative CASCADE transitions between the Upsilon-Prime and Upsilon resonances*, Ph.D. thesis, Krakow, INP, Poland (1986) [[INSPIRE](#)].
- [44] L. Anderlini et al., *The PIDCalib package*, LHCb-PUB-2016-021, (2016).
- [45] LHCb collaboration, *Dalitz plot analysis of $B_s^0 \rightarrow \bar{D}^0 K^- \pi^+$ decays*, *Phys. Rev. D* **90** (2014) 072003 [[arXiv:1407.7712](#)] [[INSPIRE](#)].
- [46] LHCb collaboration, *Dalitz plot analysis of $B^0 \rightarrow \bar{D}^0 \pi^+ \pi^-$ decays*, *Phys. Rev. D* **92** (2015) 032002 [[arXiv:1505.01710](#)] [[INSPIRE](#)].
- [47] LHCb collaboration, *Measurement of the B^\pm production asymmetry and the CP asymmetry in $B^\pm \rightarrow J/\psi K^\pm$ decays*, *Phys. Rev. D* **95** (2017) 052005 [[arXiv:1701.05501](#)] [[INSPIRE](#)].
- [48] A. Davis et al., *Measurement of the instrumental asymmetry for $K^- \pi^+$ -pairs at LHCb in Run 2*, CERN-LHCb-PUB-2018-004, CERN, Geneva (2018).
- [49] R. Barlow, *Asymmetric statistical errors*, in the proceedings of the *PHYSTAT (2005)*, [[physics/0406120](#)] [[INSPIRE](#)].
- [50] LHCb collaboration, *Simultaneous determination of CKM angle γ and charm mixing parameters*, *JHEP* **12** (2021) 141 [[arXiv:2110.02350](#)] [[INSPIRE](#)].

The LHCb collaboration

R. Aaij³², A.S.W. Abdelmotteleb⁵⁰, C. Abellan Beteta⁴⁴, F. Abudinén⁵⁰, T. Ackernley⁵⁴, B. Adeva⁴⁰, M. Adinolfi⁴⁸, H. Afsharnia⁹, C. Agapopoulou¹³, C.A. Aidala⁷⁷, S. Aiola²⁵, Z. Ajaltouni⁹, S. Akar⁵⁹, K. Akiba³², J. Albrecht¹⁵, F. Alessio⁴², M. Alexander⁵³, A. Alfonso Albero³⁹, Z. Aliouche⁵⁶, P. Alvarez Cartelle⁴⁹, R. Amalric¹³, S. Amato², J.L. Amey⁴⁸, Y. Amhis^{11,42}, L. An⁴², L. Anderlini²², M. Andersson⁴⁴, A. Andreianov³⁸, M. Andreotti²¹, D. Andreou⁶², D. Ao⁶, F. Archilli¹⁷, A. Artamonov³⁸, M. Artuso⁶², E. Aslanides¹⁰, M. Atzeni⁴⁴, B. Audurier¹², S. Bachmann¹⁷, M. Bachmayer⁴³, J.J. Back⁵⁰, A. Bailly-reyre¹³, P. Baladron Rodriguez⁴⁰, V. Balagura¹², W. Baldini²¹, J. Baptista de Souza Leite¹, M. Barbetti^{22,j}, R.J. Barlow⁵⁶, S. Barsuk¹¹, W. Barter⁵⁵, M. Bartolini⁴⁹, F. Baryshnikov³⁸, J.M. Basels¹⁴, G. Bassi^{29,q}, B. Batsukh⁴, A. Battig¹⁵, A. Bay⁴³, A. Beck⁵⁰, M. Becker¹⁵, F. Bedeschi²⁹, I.B. Bediaga¹, A. Beiter⁶², V. Belavin³⁸, S. Belin⁴⁰, V. Bellee⁴⁴, K. Belous³⁸, I. Belov³⁸, I. Belyaev³⁸, G. Benane¹⁰, G. Bencivenni²³, E. Ben-Haim¹³, A. Berezhnoy³⁸, R. Bernet⁴⁴, S. Bernet Andres⁷⁵, D. Berninghoff¹⁷, H.C. Bernstein⁶², C. Bertella⁵⁶, A. Bertolin²⁸, C. Betancourt⁴⁴, F. Betti⁴², Ia. Bezshyiko⁴⁴, S. Bhasin⁴⁸, J. Bhom³⁵, L. Bian⁶⁸, M.S. Bieker¹⁵, N.V. Biesuz²¹, S. Bifani⁴⁷, P. Billoir¹³, A. Biolchini³², M. Birch⁵⁵, F.C.R. Bishop⁴⁹, A. Bitadze⁵⁶, A. Bizzeti¹, M.P. Blago⁴⁹, T. Blake⁵⁰, F. Blanc⁴³, S. Blusk⁶², D. Bobulska⁵³, J.A. Boelhaeve¹⁵, O. Boente Garcia¹², T. Boettcher⁵⁹, A. Boldyrev³⁸, C.S. Bolognani⁷⁴, R. Bolzonella^{21,i}, N. Bondar^{38,42}, F. Borgato²⁸, S. Borghi⁵⁶, M. Borsato¹⁷, J.T. Borsuk³⁵, S.A. Bouchiba⁴³, T.J.V. Bowcock⁵⁴, A. Boyer⁴², C. Bozzi²¹, M.J. Bradley⁵⁵, S. Braun⁶⁰, A. Brea Rodriguez⁴⁰, J. Brodzicka³⁵, A. Brossa Gonzalo⁴⁰, J. Brown⁵⁴, D. Brundu²⁷, A. Buonaura⁴⁴, L. Buonincontri²⁸, A.T. Burke⁵⁶, C. Burr⁴², A. Bursche⁶⁶, A. Butkevich³⁸, J.S. Butter³², J. Buytaert⁴², W. Byczynski⁴², S. Cadeddu²⁷, H. Cai⁶⁸, R. Calabrese^{21,i}, L. Calefice¹⁵, S. Cali²³, R. Calladine⁴⁷, M. Calvi^{26,m}, M. Calvo Gomez⁷⁵, P. Campana²³, D.H. Campora Perez⁷⁴, A.F. Campoverde Quezada⁶, S. Capelli^{26,m}, L. Capriotti^{20,g}, A. Carbone^{20,g}, G. Carboni³¹, R. Cardinale^{24,k}, A. Cardini²⁷, I. Carli⁴, P. Carniti^{26,m}, L. Carus¹⁴, A. Casais Vidal⁴⁰, R. Caspary¹⁷, G. Casse⁵⁴, M. Cattaneo⁴², G. Cavallero⁴², V. Cavallini^{21,i}, S. Celani⁴³, J. Cerasoli¹⁰, D. Cervenkov⁵⁷, A.J. Chadwick⁵⁴, M.G. Chapman⁴⁸, M. Charles¹³, Ph. Charpentier⁴², C.A. Chavez Barajas⁵⁴, M. Chefdeville⁸, C. Chen³, S. Chen⁴, A. Chernov³⁵, S. Chernyshenko⁴⁶, V. Chobanova⁴⁰, S. Cholak⁴³, M. Chrzaszcz³⁵, A. Chubykin³⁸, V. Chulikov³⁸, P. Ciambrone²³, M.F. Cicala⁵⁰, X. Cid Vidal⁴⁰, G. Ciezarek⁴², G. Ciullo^{i,21}, P.E.L. Clarke⁵², M. Clemencic⁴², H.V. Cliff⁴⁹, J. Closier⁴², J.L. Cobbledick⁵⁶, V. Coco⁴², J.A.B. Coelho¹¹, J. Cogan¹⁰, E. Cogneras⁹, L. Cojocariu³⁷, P. Collins⁴², T. Colombo⁴², L. Congedo¹⁹, A. Contu²⁷, N. Cooke⁴⁷, I. Corredoira⁴⁰, G. Corti⁴², B. Couturier⁴², D.C. Craik⁵⁸, J. Crkovská⁶¹, M. Cruz Torres^{1,e}, R. Currie⁵², C.L. Da Silva⁶¹, S. Dadabaev³⁸, L. Dai⁶⁵, X. Dai⁵, E. Dall’Occo¹⁵, J. Dalseno⁴⁰, C. D’Ambrosio⁴², J. Daniel⁹, A. Danilina³⁸, P. d’Argent¹⁵, J.E. Davies⁵⁶, A. Davis⁵⁶, O. De Aguiar Francisco⁵⁶, J. de Boer⁴², K. De Bruyn⁷³, S. De Capua⁵⁶, M. De Cian⁴³, U. De Freitas Carneiro Da Graca¹,

E. De Lucia [ID](#)²³, J.M. De Miranda [ID](#)¹, L. De Paula [ID](#)², M. De Serio [ID](#)^{19,f}, D. De Simone [ID](#)⁴⁴, P. De Simone [ID](#)²³, F. De Vellis [ID](#)¹⁵, J.A. de Vries [ID](#)⁷⁴, C.T. Dean [ID](#)⁶¹, F. Debernardis [ID](#)^{19,f}, D. Decamp [ID](#)⁸, V. Dedu [ID](#)¹⁰, L. Del Buono [ID](#)¹³, B. Delaney [ID](#)⁵⁸, H.-P. Dembinski [ID](#)¹⁵, V. Denysenko [ID](#)⁴⁴, O. Deschamps [ID](#)⁹, F. Dettori [ID](#)^{27,h}, B. Dey [ID](#)⁷¹, A. Di Cicco [ID](#)²³, P. Di Nezza [ID](#)²³, I. Diachkov [ID](#)³⁸, S. Didenko [ID](#)³⁸, L. Dieste Maronas⁴⁰, S. Ding [ID](#)⁶², V. Dobishuk [ID](#)⁴⁶, A. Dolmatov³⁸, C. Dong [ID](#)³, A.M. Donohoe [ID](#)¹⁸, F. Dordei [ID](#)²⁷, A.C. dos Reis [ID](#)¹, L. Douglas⁵³, A.G. Downes [ID](#)⁸, M.W. Dudek [ID](#)³⁵, L. Dufour [ID](#)⁴², V. Duk [ID](#)⁷², P. Durante [ID](#)⁴², J.M. Durham [ID](#)⁶¹, D. Dutta [ID](#)⁵⁶, A. Dziurda [ID](#)³⁵, A. Dzyuba [ID](#)³⁸, S. Easo [ID](#)⁵¹, U. Egede [ID](#)⁶³, V. Egorychev [ID](#)³⁸, S. Eidelman^{38,†}, C. Eirea Orro⁴⁰, S. Eisenhardt [ID](#)⁵², E. Ejopu [ID](#)⁵⁶, S. Ek-In [ID](#)⁴³, L. Eklund [ID](#)⁷⁶, S. Ely [ID](#)⁶², A. Ene [ID](#)³⁷, E. Epple [ID](#)⁶¹, S. Escher [ID](#)¹⁴, J. Eschle [ID](#)⁴⁴, S. Esen [ID](#)⁴⁴, T. Evans [ID](#)⁵⁶, F. Fabiano [ID](#)^{27,h}, L.N. Falcao [ID](#)¹, Y. Fan [ID](#)⁶, B. Fang [ID](#)⁶⁸, S. Farry [ID](#)⁵⁴, D. Fazzini [ID](#)^{26,m}, M. Feo [ID](#)⁴², M. Fernandez Gomez [ID](#)⁴⁰, A.D. Fernez [ID](#)⁶⁰, F. Ferrari [ID](#)²⁰, L. Ferreira Lopes [ID](#)⁴³, F. Ferreira Rodrigues [ID](#)², S. Ferreres Sole [ID](#)³², M. Ferrillo [ID](#)⁴⁴, M. Ferro-Luzzi [ID](#)⁴², S. Filippov [ID](#)³⁸, R.A. Fini [ID](#)¹⁹, M. Fiorini [ID](#)^{21,i}, M. Firlej [ID](#)³⁴, K.M. Fischer [ID](#)⁵⁷, D.S. Fitzgerald [ID](#)⁷⁷, C. Fitzpatrick [ID](#)⁵⁶, T. Fiutowski [ID](#)³⁴, F. Fleuret [ID](#)¹², M. Fontana [ID](#)¹³, F. Fontanelli [ID](#)^{24,k}, R. Forty [ID](#)⁴², D. Foulds-Holt [ID](#)⁴⁹, V. Franco Lima [ID](#)⁵⁴, M. Franco Sevilla [ID](#)⁶⁰, M. Frank [ID](#)⁴², E. Franzoso [ID](#)^{21,i}, G. Frau [ID](#)¹⁷, C. Frei [ID](#)⁴², D.A. Friday [ID](#)⁵³, J. Fu [ID](#)⁶, Q. Fuehring [ID](#)¹⁵, T. Fulghesu [ID](#)¹³, E. Gabriel [ID](#)³², G. Galati [ID](#)^{19,f}, M.D. Galati [ID](#)⁷³, A. Gallas Torreira [ID](#)⁴⁰, D. Galli [ID](#)^{20,g}, S. Gambetta [ID](#)^{52,42}, Y. Gan [ID](#)³, M. Gandelman [ID](#)², P. Gandini [ID](#)²⁵, Y. Gao [ID](#)⁵, M. Garau [ID](#)^{27,h}, L.M. Garcia Martin [ID](#)⁵⁰, P. Garcia Moreno [ID](#)³⁹, J. García Pardiñas [ID](#)^{26,m}, B. Garcia Plana⁴⁰, F.A. Garcia Rosales [ID](#)¹², L. Garrido [ID](#)³⁹, C. Gaspar [ID](#)⁴², R.E. Geertsema [ID](#)³², D. Gerick¹⁷, L.L. Gerken [ID](#)¹⁵, E. Gersabeck [ID](#)⁵⁶, M. Gersabeck [ID](#)⁵⁶, T. Gershon [ID](#)⁵⁰, L. Giambastiani [ID](#)²⁸, V. Gibson [ID](#)⁴⁹, H.K. Gienz [ID](#)³⁶, A.L. Gilman [ID](#)⁵⁷, M. Giovannetti [ID](#)^{23,t}, A. Gioventù [ID](#)⁴⁰, P. Gironella Gironell [ID](#)³⁹, C. Giugliano [ID](#)^{21,i}, M.A. Giza [ID](#)³⁵, K. Gizdov [ID](#)⁵², E.L. Gkougkousis [ID](#)⁴², V.V. Gligorov [ID](#)^{13,42}, C. Göbel [ID](#)⁶⁴, E. Golobardes [ID](#)⁷⁵, D. Golubkov [ID](#)³⁸, A. Golutvin [ID](#)^{55,38}, A. Gomes [ID](#)^{1,a}, S. Gomez Fernandez [ID](#)³⁹, F. Goncalves Abrantes [ID](#)⁵⁷, M. Goncerz [ID](#)³⁵, G. Gong [ID](#)³, I.V. Gorelov [ID](#)³⁸, C. Gotti [ID](#)²⁶, J.P. Grabowski [ID](#)¹⁷, T. Grammatico [ID](#)¹³, L.A. Granado Cardoso [ID](#)⁴², E. Graugés [ID](#)³⁹, E. Graverini [ID](#)⁴³, G. Graziani [ID](#), A. T. Grecu [ID](#)³⁷, L.M. Greeven [ID](#)³², N.A. Grieser [ID](#)⁴, L. Grillo [ID](#)⁵³, S. Gromov [ID](#)³⁸, B.R. Gruberg Cazon [ID](#)⁵⁷, C. Gu [ID](#)³, M. Guarise [ID](#)^{21,i}, M. Guittiere [ID](#)¹¹, P. A. Günther [ID](#)¹⁷, E. Gushchin [ID](#)³⁸, A. Guth¹⁴, Y. Guz [ID](#)³⁸, T. Gys [ID](#)⁴², T. Hadavizadeh [ID](#)⁶³, G. Haefeli [ID](#)⁴³, C. Haen [ID](#)⁴², J. Haimberger [ID](#)⁴², S.C. Haines [ID](#)⁴⁹, T. Halewood-leagas [ID](#)⁵⁴, M.M. Halvorsen [ID](#)⁴², P.M. Hamilton [ID](#)⁶⁰, J. Hammerich [ID](#)⁵⁴, Q. Han [ID](#)⁷, X. Han [ID](#)¹⁷, E.B. Hansen [ID](#)⁵⁶, S. Hansmann-Menzemer [ID](#)^{17,42}, L. Hao [ID](#)⁶, N. Harnew [ID](#)⁵⁷, T. Harrison [ID](#)⁵⁴, C. Hasse [ID](#)⁴², M. Hatch [ID](#)⁴², J. He [ID](#)^{6,c}, K. Heijhoff [ID](#)³², K. Heinicke [ID](#)¹⁵, C. Henderson [ID](#)⁵⁹, R.D.L. Henderson [ID](#)^{63,50}, A.M. Hennequin [ID](#)⁵⁸, K. Hennessy [ID](#)⁵⁴, L. Henry [ID](#)⁴², J. Herd [ID](#)⁵⁵, J. Heuel [ID](#)¹⁴, A. Hicheur [ID](#)², D. Hill [ID](#)⁴³, M. Hilton [ID](#)⁵⁶, S.E. Hollitt [ID](#)¹⁵, J. Horswill [ID](#)⁵⁶, R. Hou [ID](#)⁷, Y. Hou [ID](#)⁸, J. Hu¹⁷, J. Hu [ID](#)⁶⁶, W. Hu [ID](#)⁵, X. Hu [ID](#)³, W. Huang [ID](#)⁶, X. Huang⁶⁸, W. Hulsbergen [ID](#)³², R.J. Hunter [ID](#)⁵⁰, M. Hushchyn [ID](#)³⁸, D. Hutchcroft [ID](#)⁵⁴, P. Ibis [ID](#)¹⁵, M. Idzik [ID](#)³⁴, D. Ilin [ID](#)³⁸, P. Ilten [ID](#)⁵⁹, A. Inglessi [ID](#)³⁸, A. Iniukhin [ID](#)³⁸, A. Ishteev [ID](#)³⁸, K. Ivshin [ID](#)³⁸, R. Jacobsson [ID](#)⁴², H. Jage [ID](#)¹⁴, S.J. Jaimes Elles [ID](#)⁴¹, S. Jakobsen [ID](#)⁴², E. Jans [ID](#)³², B.K. Jashal [ID](#)⁴¹, A. Jawahery [ID](#)⁶⁰, V. Jevtic [ID](#)¹⁵, E. Jiang [ID](#)⁶⁰, X. Jiang [ID](#)^{4,6}, Y. Jiang [ID](#)⁶, M. John [ID](#)⁵⁷, D. Johnson [ID](#)⁵⁸,

C.R. Jones ⁴⁹, T.P. Jones ⁵⁰, B. Jost ⁴², N. Jurik ⁴², I. Juszczyk ³⁵, S. Kandybei ⁴⁵,
 Y. Kang ³, M. Karacson ⁴², D. Karpenkov ³⁸, M. Karpov ³⁸, J.W. Kautz ⁵⁹, F. Keizer ⁴²,
 D.M. Keller ⁶², M. Kenzie ⁵⁰, T. Ketel ³³, B. Khanji ¹⁵, A. Kharisova ³⁸, S. Kholodenko ³⁸,
 G. Khreich ¹¹, T. Kirn ¹⁴, V.S. Kirsebom ⁴³, O. Kitouni ⁵⁸, S. Klaver ³³, N. Kleijne ^{29,q},
 K. Klimaszewski ³⁶, M.R. Kmieciak ³⁶, S. Koliev ⁴⁶, A. Kondybayeva ³⁸, A. Konoplyannikov ³⁸,
 P. Kopciwicz ³⁴, R. Kopecna ¹⁷, P. Koppenburg ³², M. Korolev ³⁸, I. Kostyuk ^{32,46}, O. Kot ⁴⁶,
 S. Kotriakhova ⁴⁶, A. Kozachuk ³⁸, P. Kravchenko ³⁸, L. Kravchuk ³⁸, R.D. Krawczyk ⁴²,
 M. Kreps ⁵⁰, S. Kretschmar ¹⁴, P. Krokovny ³⁸, W. Krupa ³⁴, W. Krzemien ³⁶, J. Kubat ¹⁷,
 W. Kucewicz ^{35,34}, M. Kucharczyk ³⁵, V. Kudryavtsev ³⁸, G.J. Kunde ⁶¹, A. Kupsc ⁷⁶,
 D. Lacarrere ⁴², G. Lafferty ⁵⁶, A. Lai ²⁷, A. Lampis ^{27,h}, D. Lancierini ⁴⁴,
 C. Landesa Gomez ⁴⁰, J.J. Lane ⁵⁶, R. Lane ⁴⁸, G. Lanfranchi ²³, C. Langenbruch ¹⁴,
 J. Langer ¹⁵, O. Lantwin ³⁸, T. Latham ⁵⁰, F. Lazzari ^{29,u}, M. Lazzaroni ^{25,l}, R. Le Gac ¹⁰,
 S.H. Lee ⁷⁷, R. Lefèvre ⁹, A. Leflat ³⁸, S. Legotin ³⁸, P. Lenisa ^{i,21}, O. Leroy ¹⁰,
 T. Lesiak ³⁵, B. Leverington ¹⁷, A. Li ³, H. Li ⁶⁶, K. Li ⁷, P. Li ¹⁷, P.-R. Li ⁶⁷, S. Li ⁷,
 T. Li ⁶⁶, Y. Li ⁴, Z. Li ⁶², X. Liang ⁶², C. Lin ⁶, T. Lin ⁵¹, R. Lindner ⁴²,
 V. Lisovsky ¹⁵, R. Litvinov ^{27,h}, G. Liu ⁶⁶, H. Liu ⁶, Q. Liu ⁶, S. Liu ^{4,6},
 A. Lobo Salvia ³⁹, A. Loi ²⁷, R. Lollini ⁷², J. Lomba Castro ⁴⁰, I. Longstaff ⁵³, J.H. Lopes ²,
 A. Lopez Huertas ³⁹, S. López Soliño ⁴⁰, G.H. Lovell ⁴⁹, Y. Lu ^{4,b}, C. Lucarelli ^{22,j},
 D. Lucchesi ^{28,o}, S. Luchuk ³⁸, M. Lucio Martinez ⁷⁴, V. Lukashenko ^{32,46}, Y. Luo ³,
 A. Lupato ⁵⁶, E. Luppi ^{21,i}, A. Lusiani ^{29,q}, K. Lynch ¹⁸, X.-R. Lyu ⁶, L. Ma ⁴, R. Ma ⁶,
 S. Maccolini ²⁰, F. Machefert ¹¹, F. Maciuc ³⁷, I. Mackay ⁵⁷, V. Macko ⁴³,
 P. Mackowiak ¹⁵, L.R. Madhan Mohan ⁴⁸, A. Maevskiy ³⁸, D. Maisuzenko ³⁸,
 M.W. Majewski ³⁴, J.J. Malczewski ³⁵, S. Malde ⁵⁷, B. Malecki ^{35,42}, A. Malinin ³⁸,
 T. Maltsev ³⁸, G. Manca ^{27,h}, G. Mancinelli ¹⁰, C. Mancuso ^{11,25,l}, D. Manuzzi ²⁰,
 C.A. Manzari ⁴⁴, D. Marangotto ^{25,l}, J.F. Marchand ⁸, U. Marconi ²⁰, S. Mariani ^{22,j},
 C. Marin Benito ³⁹, J. Marks ¹⁷, A.M. Marshall ⁴⁸, P.J. Marshall ⁵⁴, G. Martelli ^{72,p},
 G. Martellotti ³⁰, L. Martinazzoli ^{42,m}, M. Martinelli ^{26,m}, D. Martinez Santos ⁴⁰,
 F. Martinez Vidal ⁴¹, A. Massafferri ¹, M. Materok ¹⁴, R. Matev ⁴², A. Mathad ⁴⁴,
 V. Matiunin ³⁸, C. Matteuzzi ²⁶, K.R. Mattioli ⁷⁷, A. Mauri ³², E. Maurice ¹²,
 J. Mauricio ³⁹, M. Mazurek ⁴², M. McCann ⁵⁵, L. McConnell ¹⁸, T.H. McGrath ⁵⁶,
 N.T. McHugh ⁵³, A. McNab ⁵⁶, R. McNulty ¹⁸, J.V. Mead ⁵⁴, B. Meadows ⁵⁹, G. Meier ¹⁵,
 D. Melnychuk ³⁶, S. Meloni ^{26,m}, M. Merk ^{32,74}, A. Merli ^{25,l}, L. Meyer Garcia ²,
 D. Miao ^{4,6}, M. Mikhasenko ^{70,d}, D.A. Milanese ⁶⁹, E. Millard ⁵⁰, M. Milovanovic ⁴²,
 M.-N. Minard ^{8,†}, A. Minotti ^{26,m}, T. Miralles ⁹, S.E. Mitchell ⁵², B. Mitreska ⁵⁶,
 D.S. Mitzel ¹⁵, A. Mödden ¹⁵, R.A. Mohammed ⁵⁷, R.D. Moise ¹⁴, S. Mokhnenko ³⁸,
 T. Mombächer ⁴⁰, M. Monk ^{50,63}, I.A. Monroy ⁶⁹, S. Monteil ⁹, M. Morandin ²⁸,
 G. Morello ²³, M.J. Morello ^{29,q}, J. Moron ³⁴, A.B. Morris ⁷⁰, A.G. Morris ⁵⁰,
 R. Mountain ⁶², H. Mu ³, E. Muhammad ⁵⁰, F. Muheim ⁵², M. Mulder ⁷³, K. Müller ⁴⁴,
 C.H. Murphy ⁵⁷, D. Murray ⁵⁶, R. Murta ⁵⁵, P. Muzzetto ^{27,h}, P. Naik ⁴⁸, T. Nakada ⁴³,
 R. Nandakumar ⁵¹, T. Nanut ⁴², I. Nasteva ², M. Needham ⁵², N. Neri ^{25,l}, S. Neubert ⁷⁰,
 N. Neufeld ⁴², P. Neustroev ³⁸, R. Newcombe ⁵⁵, J. Nicolini ^{15,11}, E.M. Niel ⁴³, S. Nieswand ¹⁴,
 N. Nikitin ³⁸, N.S. Nolte ⁵⁸, C. Normand ^{8,h,27}, J. Novoa Fernandez ⁴⁰, C. Nunez ⁷⁷,
 A. Oblakowska-Mucha ³⁴, V. Obraztsov ³⁸, T. Oeser ¹⁴, D.P. O’Hanlon ⁴⁸, S. Okamura ^{21,i},

R. Oldeman [ID](#)^{27,h}, F. Oliva [ID](#)⁵², M.E. Olivares⁶², C.J.G. Onderwater [ID](#)⁷³, R.H. O’Neil [ID](#)⁵², J.M. Otalora Goicochea [ID](#)², T. Ovsiannikova [ID](#)³⁸, P. Owen [ID](#)⁴⁴, A. Oyanguren [ID](#)⁴¹, O. Ozcelik [ID](#)⁵², K.O. Padeken [ID](#)⁷⁰, B. Pagare [ID](#)⁵⁰, P.R. Pais [ID](#)⁴², T. Pajero [ID](#)⁵⁷, A. Palano [ID](#)¹⁹, M. Palutan [ID](#)²³, Y. Pan [ID](#)⁵⁶, G. Panshin [ID](#)³⁸, L. Paolucci [ID](#)⁵⁰, A. Papanestis [ID](#)⁵¹, M. Pappagallo [ID](#)^{19,f}, L.L. Pappalardo [ID](#)^{21,i}, C. Pappenheimer [ID](#)⁵⁹, W. Parker [ID](#)⁶⁰, C. Parkes [ID](#)⁵⁶, B. Passalacqua [ID](#)^{21,i}, G. Passaleva [ID](#)²², A. Pastore [ID](#)¹⁹, M. Patel [ID](#)⁵⁵, C. Patrignani [ID](#)^{20,g}, C.J. Pawley [ID](#)⁷⁴, A. Pearce [ID](#)⁴², A. Pellegrino [ID](#)³², M. Pepe Altarelli [ID](#)⁴², S. Perazzini [ID](#)²⁰, D. Pereima [ID](#)³⁸, A. Pereiro Castro [ID](#)⁴⁰, P. Perret [ID](#)⁹, M. Petric⁵³, K. Petridis [ID](#)⁴⁸, A. Petrolini [ID](#)^{24,k}, A. Petrov³⁸, S. Petrucci [ID](#)⁵², M. Petruzzo [ID](#)²⁵, H. Pham [ID](#)⁶², A. Philippov [ID](#)³⁸, R. Piandani [ID](#)⁶, L. Pica [ID](#)^{29,q}, M. Piccini [ID](#)⁷², B. Pietrzyk [ID](#)⁸, G. Pietrzyk [ID](#)¹¹, M. Pili [ID](#)⁵⁷, D. Pinci [ID](#)³⁰, F. Pisani [ID](#)⁴², M. Pizzichemi [ID](#)^{26,m,42}, V. Placinta [ID](#)³⁷, J. Plews [ID](#)⁴⁷, M. Plo Casasus [ID](#)⁴⁰, F. Polci [ID](#)^{13,42}, M. Poli Lener [ID](#)²³, M. Poliakova⁶², A. Poluektov [ID](#)¹⁰, N. Polukhina [ID](#)³⁸, I. Polyakov [ID](#)⁴², E. Polycarpo [ID](#)², S. Ponce [ID](#)⁴², D. Popov [ID](#)^{6,42}, S. Popov [ID](#)³⁸, S. Poslavskii [ID](#)³⁸, K. Prasanth [ID](#)³⁵, L. Promberger [ID](#)⁴², C. Prouve [ID](#)⁴⁰, V. Pugatch [ID](#)⁴⁶, V. Puill [ID](#)¹¹, G. Punzi [ID](#)^{29,r}, H.R. Qi [ID](#)³, W. Qian [ID](#)⁶, N. Qin [ID](#)³, S. Qu [ID](#)³, R. Quagliani [ID](#)⁴³, N.V. Raab [ID](#)¹⁸, R.I. Rabadan Trejo [ID](#)⁶, B. Rachwal [ID](#)³⁴, J.H. Rademacker [ID](#)⁴⁸, R. Rajagopalan⁶², M. Rama [ID](#)²⁹, M. Ramos Pernas [ID](#)⁵⁰, M.S. Rangel [ID](#)², F. Ratnikov [ID](#)³⁸, G. Raven [ID](#)^{33,42}, M. Rebollo De Miguel [ID](#)⁴¹, F. Redi [ID](#)⁴², J. Reich [ID](#)⁴⁸, F. Reiss [ID](#)⁵⁶, C. Remon Alepuz⁴¹, Z. Ren [ID](#)³, V. Renaudin [ID](#)⁵⁷, P.K. Resmi [ID](#)¹⁰, R. Ribatti [ID](#)^{29,q}, A.M. Ricci [ID](#)²⁷, S. Ricciardi [ID](#)⁵¹, K. Richardson [ID](#)⁵⁸, M. Richardson-Slipper [ID](#)⁵², K. Rinnert [ID](#)⁵⁴, P. Robbe [ID](#)¹¹, G. Robertson [ID](#)⁵², A.B. Rodrigues [ID](#)⁴³, E. Rodrigues [ID](#)⁵⁴, E. Rodriguez Fernandez [ID](#)⁴⁰, J.A. Rodriguez Lopez [ID](#)⁶⁹, E. Rodriguez Rodriguez [ID](#)⁴⁰, A. Rollings [ID](#)⁵⁷, P. Roloff [ID](#)⁴², V. Romanovskiy [ID](#)³⁸, M. Romero Lamas [ID](#)⁴⁰, A. Romero Vidal [ID](#)⁴⁰, J.D. Roth^{77,†}, M. Rotondo [ID](#)²³, M.S. Rudolph [ID](#)⁶², T. Ruf [ID](#)⁴², R.A. Ruiz Fernandez [ID](#)⁴⁰, J. Ruiz Vidal⁴¹, A. Ryzhikov [ID](#)³⁸, J. Ryzka [ID](#)³⁴, J.J. Saborido Silva [ID](#)⁴⁰, N. Sagidova [ID](#)³⁸, N. Sahoo [ID](#)⁴⁷, B. Saitta [ID](#)^{27,h}, M. Salomoni [ID](#)⁴², C. Sanchez Gras [ID](#)³², I. Sanderswood [ID](#)⁴¹, R. Santacesaria [ID](#)³⁰, C. Santamarina Rios [ID](#)⁴⁰, M. Santimaria [ID](#)²³, E. Santovetti [ID](#)^{31,t}, D. Saranin [ID](#)³⁸, G. Sarpis [ID](#)¹⁴, M. Sarpis [ID](#)⁷⁰, A. Sarti [ID](#)³⁰, C. Satriano [ID](#)^{30,s}, A. Satta [ID](#)³¹, M. Saur [ID](#)¹⁵, D. Savrina [ID](#)³⁸, H. Sazak [ID](#)⁹, L.G. Scantlebury Smead [ID](#)⁵⁷, A. Scarabotto [ID](#)¹³, S. Schael [ID](#)¹⁴, S. Scherl [ID](#)⁵⁴, M. Schiller [ID](#)⁵³, H. Schindler [ID](#)⁴², M. Schmelling [ID](#)¹⁶, B. Schmidt [ID](#)⁴², S. Schmitt [ID](#)¹⁴, O. Schneider [ID](#)⁴³, A. Schopper [ID](#)⁴², M. Schubiger [ID](#)³², S. Schulte [ID](#)⁴³, M.H. Schune [ID](#)¹¹, R. Schwemmer [ID](#)⁴², B. Sciascia [ID](#)^{23,42}, A. Sciucati [ID](#)⁴², S. Sellam [ID](#)⁴⁰, A. Semennikov [ID](#)³⁸, M. Senghi Soares [ID](#)³³, A. Sergi [ID](#)^{24,k}, N. Serra [ID](#)⁴⁴, L. Sestini [ID](#)²⁸, A. Seuthe [ID](#)¹⁵, Y. Shang [ID](#)⁵, D.M. Shangase [ID](#)⁷⁷, M. Shapkin [ID](#)³⁸, I. Shchemerov [ID](#)³⁸, L. Shchutska [ID](#)⁴³, T. Shears [ID](#)⁵⁴, L. Shekhtman [ID](#)³⁸, Z. Shen [ID](#)⁵, S. Sheng [ID](#)^{4,6}, V. Shevchenko [ID](#)³⁸, B. Shi [ID](#)⁶, E.B. Shields [ID](#)^{26,m}, Y. Shimizu [ID](#)¹¹, E. Shmanin [ID](#)³⁸, J.D. Shupperd [ID](#)⁶², B.G. Siddi [ID](#)^{21,i}, R. Silva Coutinho [ID](#)⁴⁴, G. Simi [ID](#)²⁸, S. Simone [ID](#)^{19,f}, M. Singla [ID](#)⁶³, N. Skidmore [ID](#)⁵⁶, R. Skuza [ID](#)¹⁷, T. Skwarnicki [ID](#)⁶², M.W. Slater [ID](#)⁴⁷, J.C. Smallwood [ID](#)⁵⁷, J.G. Smeaton [ID](#)⁴⁹, E. Smith [ID](#)⁴⁴, K. Smith [ID](#)⁶¹, M. Smith [ID](#)⁵⁵, A. Snoch [ID](#)³², L. Soares Lavra [ID](#)⁹, M.D. Sokoloff [ID](#)⁵⁹, F.J.P. Soler [ID](#)⁵³, A. Solomin [ID](#)^{38,48}, A. Solovov [ID](#)³⁸, I. Solovyev [ID](#)³⁸, R. Song [ID](#)⁶³, F.L. Souza De Almeida [ID](#)², B. Souza De Paula [ID](#)², B. Spaan^{15,†}, E. Spadaro Norella [ID](#)^{25,l}, E. Spiridenkov³⁸, P. Spradlin [ID](#)⁵³, V. Sriskaran [ID](#)⁴², F. Stagni [ID](#)⁴², M. Stahl [ID](#)⁵⁹, S. Stahl [ID](#)⁴², S. Stanislaus [ID](#)⁵⁷, E.N. Stein [ID](#)⁴², O. Steinkamp [ID](#)⁴⁴, O. Stenyakin³⁸, H. Stevens [ID](#)¹⁵, S. Stone [ID](#)^{62,†}, D. Strelkalina [ID](#)³⁸, F. Suljik [ID](#)⁵⁷, J. Sun [ID](#)²⁷, L. Sun [ID](#)⁶⁸, Y. Sun [ID](#)⁶⁰,

P. Svihra ⁵⁶, P.N. Swallow ⁴⁷, K. Swientek ³⁴, A. Szabelski ³⁶, T. Szumlak ³⁴,
M. Szymanski ⁴², Y. Tan ³, S. Taneja ⁵⁶, A.R. Tanner ⁴⁸, M.D. Tat ⁵⁷, A. Terentev ³⁸,
F. Teubert ⁴², E. Thomas ⁴², D.J.D. Thompson ⁴⁷, K.A. Thomson ⁵⁴, H. Tilquin ⁵⁵,
V. Tisserand ⁹, S. T'Jampens ⁸, M. Tobin ⁴, L. Tomassetti ^{21,i}, G. Tonani ^{25,l}, X. Tong ⁵,
D. Torres Machado ¹, D.Y. Tou ³, E. Trifonova ³⁸, S.M. Trilov ⁴⁸, C. Trippel ⁴³, G. Tuci ⁶,
A. Tully ⁴³, N. Tuning ³², A. Ukleja ³⁶, D.J. Unverzagt ¹⁷, E. Ursov ³⁸, A. Usachov ³²,
A. Ustyuzhanin ³⁸, U. Uwer ¹⁷, A. Vagner ³⁸, V. Vagnoni ²⁰, A. Valassi ⁴², G. Valenti ²⁰,
N. Valls Canudas ⁷⁵, M. van Beuzekom ³², M. Van Dijk ⁴³, H. Van Hecke ⁶¹,
E. van Herwijnen ³⁸, C.B. Van Hulse ^{40,w}, M. van Veghel ⁷³, R. Vazquez Gomez ³⁹,
P. Vazquez Regueiro ⁴⁰, C. Vázquez Sierra ⁴², S. Vecchi ²¹, J.J. Velthuis ⁴⁸, M. Veltri ^{22,v},
A. Venkateswaran ⁴³, M. Veronesi ³², M. Vesterinen ⁵⁰, D. Vieira ⁵⁹, M. Vieites Diaz ⁴³,
X. Vilasis-Cardona ⁷⁵, E. Vilella Figueras ⁵⁴, A. Villa ²⁰, P. Vincent ¹³, F.C. Volle ¹¹,
D. vom Bruch ¹⁰, A. Vorobyev ³⁸, V. Vorobyev ³⁸, N. Voropaev ³⁸, K. Vos ⁷⁴, C. Vrahas ⁵²,
R. Waldi ¹⁷, J. Walsh ²⁹, G. Wan ⁵, C. Wang ¹⁷, J. Wang ⁵, J. Wang ⁴, J. Wang ³,
J. Wang ⁶⁸, M. Wang ⁵, R. Wang ⁴⁸, X. Wang ⁶⁶, Y. Wang ⁷, Z. Wang ⁴⁴, Z. Wang ³,
Z. Wang ⁶, J.A. Ward ^{50,63}, N.K. Watson ⁴⁷, D. Websdale ⁵⁵, Y. Wei ⁵, C. Weisser ⁵⁸,
B.D.C. Westhenry ⁴⁸, D.J. White ⁵⁶, M. Whitehead ⁵³, A.R. Wiederhold ⁵⁰, D. Wiedner ¹⁵,
G. Wilkinson ⁵⁷, M.K. Wilkinson ⁵⁹, I. Williams ⁴⁹, M. Williams ⁵⁸, M.R.J. Williams ⁵²,
R. Williams ⁴⁹, F.F. Wilson ⁵¹, W. Wislicki ³⁶, M. Witek ³⁵, L. Witola ¹⁷, C.P. Wong ⁶¹,
G. Wormser ¹¹, S.A. Wotton ⁴⁹, H. Wu ⁶², K. Wyllie ⁴², Z. Xiang ⁶, D. Xiao ⁷, Y. Xie ⁷,
A. Xu ⁵, J. Xu ⁶, L. Xu ³, L. Xu ³, M. Xu ⁵⁰, Q. Xu ⁶, Z. Xu ⁹, Z. Xu ⁶, D. Yang ³,
S. Yang ⁶, Y. Yang ⁶, Z. Yang ⁵, Z. Yang ⁶⁰, L.E. Yeomans ⁵⁴, V. Yeroshenko ¹¹,
H. Yeung ⁵⁶, H. Yin ⁷, J. Yu ⁶⁵, X. Yuan ⁶², E. Zaffaroni ⁴³, M. Zavertyaev ¹⁶,
M. Zdybal ³⁵, O. Zenaiev ⁴², M. Zeng ³, C. Zhang ⁵, D. Zhang ⁷, L. Zhang ³, S. Zhang ⁶⁵,
S. Zhang ⁵, Y. Zhang ⁵, Y. Zhang ⁵⁷, A. Zharkova ³⁸, A. Zhelezov ¹⁷, Y. Zheng ⁶,
T. Zhou ⁵, X. Zhou ⁶, Y. Zhou ⁶, V. Zhovkovska ¹¹, X. Zhu ³, X. Zhu ⁷, Z. Zhu ⁶,
V. Zhukov ^{14,38}, Q. Zou ^{4,6}, S. Zucchelli ^{20,g}, D. Zuliani ²⁸, G. Zunica ⁵⁶

¹ Centro Brasileiro de Pesquisas Físicas (CBPF), Rio de Janeiro, Brazil

² Universidade Federal do Rio de Janeiro (UFRJ), Rio de Janeiro, Brazil

³ Center for High Energy Physics, Tsinghua University, Beijing, China

⁴ Institute Of High Energy Physics (IHEP), Beijing, China

⁵ School of Physics State Key Laboratory of Nuclear Physics and Technology, Peking University, Beijing, China

⁶ University of Chinese Academy of Sciences, Beijing, China

⁷ Institute of Particle Physics, Central China Normal University, Wuhan, Hubei, China

⁸ Université Savoie Mont Blanc, CNRS, IN2P3-LAPP, Annecy, France

⁹ Université Clermont Auvergne, CNRS/IN2P3, LPC, Clermont-Ferrand, France

¹⁰ Aix Marseille Univ, CNRS/IN2P3, CPPM, Marseille, France

¹¹ Université Paris-Saclay, CNRS/IN2P3, IJCLab, Orsay, France

¹² Laboratoire Leprince-Ringuet, CNRS/IN2P3, Ecole Polytechnique, Institut Polytechnique de Paris, Palaiseau, France

¹³ LPNHE, Sorbonne Université, Paris Diderot Sorbonne Paris Cité, CNRS/IN2P3, Paris, France

¹⁴ I. Physikalisches Institut, RWTH Aachen University, Aachen, Germany

¹⁵ Fakultät Physik, Technische Universität Dortmund, Dortmund, Germany

¹⁶ Max-Planck-Institut für Kernphysik (MPIK), Heidelberg, Germany

¹⁷ Physikalisches Institut, Ruprecht-Karls-Universität Heidelberg, Heidelberg, Germany

- ¹⁸ *School of Physics, University College Dublin, Dublin, Ireland*
- ¹⁹ *INFN Sezione di Bari, Bari, Italy*
- ²⁰ *INFN Sezione di Bologna, Bologna, Italy*
- ²¹ *INFN Sezione di Ferrara, Ferrara, Italy*
- ²² *INFN Sezione di Firenze, Firenze, Italy*
- ²³ *INFN Laboratori Nazionali di Frascati, Frascati, Italy*
- ²⁴ *INFN Sezione di Genova, Genova, Italy*
- ²⁵ *INFN Sezione di Milano, Milano, Italy*
- ²⁶ *INFN Sezione di Milano-Bicocca, Milano, Italy*
- ²⁷ *INFN Sezione di Cagliari, Monserrato, Italy*
- ²⁸ *Università degli Studi di Padova, Università e INFN, Padova, Padova, Italy*
- ²⁹ *INFN Sezione di Pisa, Pisa, Italy*
- ³⁰ *INFN Sezione di Roma La Sapienza, Roma, Italy*
- ³¹ *INFN Sezione di Roma Tor Vergata, Roma, Italy*
- ³² *Nikhef National Institute for Subatomic Physics, Amsterdam, Netherlands*
- ³³ *Nikhef National Institute for Subatomic Physics and VU University Amsterdam, Amsterdam, Netherlands*
- ³⁴ *AGH — University of Science and Technology, Faculty of Physics and Applied Computer Science, Kraków, Poland*
- ³⁵ *Henryk Niewodniczanski Institute of Nuclear Physics Polish Academy of Sciences, Kraków, Poland*
- ³⁶ *National Center for Nuclear Research (NCBJ), Warsaw, Poland*
- ³⁷ *Horia Hulubei National Institute of Physics and Nuclear Engineering, Bucharest-Magurele, Romania*
- ³⁸ *Affiliated with an institute covered by a cooperation agreement with CERN*
- ³⁹ *ICCUB, Universitat de Barcelona, Barcelona, Spain*
- ⁴⁰ *Instituto Galego de Física de Altas Enerxías (IGFAE), Universidade de Santiago de Compostela, Santiago de Compostela, Spain*
- ⁴¹ *Instituto de Física Corpuscular, Centro Mixto Universidad de Valencia — CSIC, Valencia, Spain*
- ⁴² *European Organization for Nuclear Research (CERN), Geneva, Switzerland*
- ⁴³ *Institute of Physics, Ecole Polytechnique Fédérale de Lausanne (EPFL), Lausanne, Switzerland*
- ⁴⁴ *Physik-Institut, Universität Zürich, Zürich, Switzerland*
- ⁴⁵ *NSC Kharkiv Institute of Physics and Technology (NSC KIPT), Kharkiv, Ukraine*
- ⁴⁶ *Institute for Nuclear Research of the National Academy of Sciences (KINR), Kyiv, Ukraine*
- ⁴⁷ *University of Birmingham, Birmingham, United Kingdom*
- ⁴⁸ *H.H. Wills Physics Laboratory, University of Bristol, Bristol, United Kingdom*
- ⁴⁹ *Cavendish Laboratory, University of Cambridge, Cambridge, United Kingdom*
- ⁵⁰ *Department of Physics, University of Warwick, Coventry, United Kingdom*
- ⁵¹ *STFC Rutherford Appleton Laboratory, Didcot, United Kingdom*
- ⁵² *School of Physics and Astronomy, University of Edinburgh, Edinburgh, United Kingdom*
- ⁵³ *School of Physics and Astronomy, University of Glasgow, Glasgow, United Kingdom*
- ⁵⁴ *Oliver Lodge Laboratory, University of Liverpool, Liverpool, United Kingdom*
- ⁵⁵ *Imperial College London, London, United Kingdom*
- ⁵⁶ *Department of Physics and Astronomy, University of Manchester, Manchester, United Kingdom*
- ⁵⁷ *Department of Physics, University of Oxford, Oxford, United Kingdom*
- ⁵⁸ *Massachusetts Institute of Technology, Cambridge, MA, United States*
- ⁵⁹ *University of Cincinnati, Cincinnati, OH, United States*
- ⁶⁰ *University of Maryland, College Park, MD, United States*
- ⁶¹ *Los Alamos National Laboratory (LANL), Los Alamos, NM, United States*
- ⁶² *Syracuse University, Syracuse, NY, United States*
- ⁶³ *School of Physics and Astronomy, Monash University, Melbourne, Australia, associated to ⁵⁰*
- ⁶⁴ *Pontifícia Universidade Católica do Rio de Janeiro (PUC-Rio), Rio de Janeiro, Brazil, associated to ²*
- ⁶⁵ *Physics and Micro Electronic College, Hunan University, Changsha City, China, associated to ⁷*

- ⁶⁶ *Guangdong Provincial Key Laboratory of Nuclear Science, Guangdong-Hong Kong Joint Laboratory of Quantum Matter, Institute of Quantum Matter, South China Normal University, Guangzhou, China, associated to* ³
- ⁶⁷ *Lanzhou University, Lanzhou, China, associated to* ⁴
- ⁶⁸ *School of Physics and Technology, Wuhan University, Wuhan, China, associated to* ³
- ⁶⁹ *Departamento de Fisica, Universidad Nacional de Colombia, Bogota, Colombia, associated to* ¹³
- ⁷⁰ *Universität Bonn — Helmholtz-Institut für Strahlen und Kernphysik, Bonn, Germany, associated to* ¹⁷
- ⁷¹ *Eotvos Lorand University, Budapest, Hungary, associated to* ⁴²
- ⁷² *INFN Sezione di Perugia, Perugia, Italy, associated to* ²¹
- ⁷³ *Van Swinderen Institute, University of Groningen, Groningen, Netherlands, associated to* ³²
- ⁷⁴ *Universiteit Maastricht, Maastricht, Netherlands, associated to* ³²
- ⁷⁵ *DS4DS, La Salle, Universitat Ramon Llull, Barcelona, Spain, associated to* ³⁹
- ⁷⁶ *Department of Physics and Astronomy, Uppsala University, Uppsala, Sweden, associated to* ⁵³
- ⁷⁷ *University of Michigan, Ann Arbor, MI, United States, associated to* ⁶²

^a *Universidade de Brasília, Brasília, Brazil*

^b *Central South U., Changsha, China*

^c *Hangzhou Institute for Advanced Study, UCAS, Hangzhou, China*

^d *Excellence Cluster ORIGINS, Munich, Germany*

^e *Universidad Nacional Autónoma de Honduras, Tegucigalpa, Honduras*

^f *Università di Bari, Bari, Italy*

^g *Università di Bologna, Bologna, Italy*

^h *Università di Cagliari, Cagliari, Italy*

ⁱ *Università di Ferrara, Ferrara, Italy*

^j *Università di Firenze, Firenze, Italy*

^k *Università di Genova, Genova, Italy*

^l *Università degli Studi di Milano, Milano, Italy*

^m *Università di Milano Bicocca, Milano, Italy*

ⁿ *Università di Modena e Reggio Emilia, Modena, Italy*

^o *Università di Padova, Padova, Italy*

^p *Università di Perugia, Perugia, Italy*

^q *Scuola Normale Superiore, Pisa, Italy*

^r *Università di Pisa, Pisa, Italy*

^s *Università della Basilicata, Potenza, Italy*

^t *Università di Roma Tor Vergata, Roma, Italy*

^u *Università di Siena, Siena, Italy*

^v *Università di Urbino, Urbino, Italy*

^w *Universidad de Alcalá, Alcalá de Henares, Spain*

[†] *Deceased*