

Final Project Report

How Will Use of Autonomous Vehicles for Running Errands Affect Future Autonomous Vehicle Adoption and Ownership?

Prepared for Teaching Old Models New Tricks (TOMNET) Transportation Center



By

Ram M. Pendyala

Email: ram.pendyala@asu.edu

Sara Khoeini

Email: skhoeini@asu.edu

Irfan Batur

Email: ibaturl@asu.edu

School of Sustainable Engineering and the Built Environment
Arizona State University
660 S. College Avenue, Tempe, AZ 85287-3005

June 2022

TECHNICAL REPORT DOCUMENTATION PAGE

1. Report No. N/A	2. Government Accession No. N/A	3. Recipient's Catalog No. N/A	
4. Title and Subtitle How Will Use of Autonomous Vehicles for Running Errands Affect Future Autonomous Vehicle Adoption and Ownership?		5. Report Date June 2022	
		6. Performing Organization Code N/A	
7. Author(s) Ram M. Pendyala, https://orcid.org/0000-0002-1552-9447 Sara Khoeini, https://orcid.org/0000-0001-5394-6287 Irfan Batur, https://orcid.org/0000-0002-8058-2578		8. Performing Organization Report No. N/A	
		9. Performing Organization Name and Address School of Sustainable Engineering and the Built Environment Arizona State University 660 S. College Avenue, Tempe, AZ 85287-3005	
11. Contract or Grant No. 69A3551747116			
12. Sponsoring Agency Name and Address U.S. Department of Transportation, University Transportation Centers Program, 1200 New Jersey Ave, SE, Washington, DC 20590		13. Type of Report and Period Covered Research Report (2020-2022)	
		14. Sponsoring Agency Code USDOT OST-R	
15. Supplementary Notes N/A			
16. Abstract Transportation is experiencing disruptive forces in recent years. One key disruption is the development of autonomous vehicles (AVs) that will be capable of navigating roadways on their own without the need for human presence in the vehicle. In a utopian scenario, AVs may enter the transportation landscape and foster a more sustainable and livable ecosystem with shared automated electric vehicles (SAEV) serving mobility needs and eliminating the need for private ownership. In a more dystopian scenario, AVs would be personally owned by households – enabling people to live farther away from destinations, inducing additional travel, and roaming roadways with zero occupants. Concerned with the potential deleterious effects of having personal AVs running errands autonomously, this report aims to shed light on the level of interest in sending AVs to run errands and how that variable affects the intent to own an AV. Using data from a survey conducted in 2019 in four automobile-oriented metropolitan regions in the United States, the relationship is explored through a joint model system estimated using the Generalized Heterogeneous Data Model (GHDM) methodology. Results show that, even after accounting for socio-economic and demographic variables as well as latent attitudinal constructs, the level of interest in having AVs run errands has a positive and significant effect on AV ownership intent. The findings point to the need for policies that would steer the entry and use of AVs in the marketplace in ways that avoid a dystopian future.			
17. Key Words Autonomous Vehicles, Shared Mobility, Vehicle Ownership, Zero-occupant Travel		18. Distribution Statement No restrictions.	
19. Security Classif.(of this report) Unclassified	20. Security Classif.(of this page) Unclassified	21. No. of Pages 23	22. Price N/A

Form DOT F 1700.7 (8-72)

Reproduction of completed page authorized

DISCLAIMER

The contents of this report reflect the views of the authors, who are responsible for the facts and the accuracy of the information presented herein. This document is disseminated in the interest of information exchange. The report is funded, partially or entirely, by a grant from the U.S. Department of Transportation's University Transportation Centers Program. However, the U.S. Government assumes no liability for the contents or use thereof.

ACKNOWLEDGMENTS

This study was funded by a grant from A USDOT Tier 1 University Transportation Center, supported by USDOT through the University Transportation Centers program. The authors would like to thank the TOMNET and USDOT for their support of university-based research in transportation, and especially for the funding provided in support of this project. The authors would like to thank Katherine E. Asmussen, Aupal Mondal, and Chandra R. Bhat for their contributions to the work presented in this report.

TABLE OF CONTENTS

EXECUTIVE SUMMARY 5

1. INTRODUCTION 6

2. DATA DESCRIPTION 7

 2.1 Survey Overview and Sample Characteristics 7

 2.2 Endogenous Variables and Attitudinal Indicators 9

3. MODELING FRAMEWORK 11

 3.1 Model Structure 11

 3.2 Model Estimation Methodology 12

4. MODEL ESTIMATION RESULTS..... 14

 4.1 Latent Construct Model Components 14

 4.2 Bivariate Model of Behavioral Outcomes 16

5. DISCUSSION AND CONCLUSIONS 18

6. REFERENCES 21

LIST OF TABLES

Table 1 Socio-Economic and Demographic Characteristics of the Sample	8
Table 2 Determinants of Latent Variables and Loadings on Indicators	15
Table 3 Estimation Results of AV Errands and AV Ownership Model Components	17

LIST OF FIGURES

Figure 1 Distribution of Attitudinal Indicators Defining Latent Constructs.....	10
Figure 2 AV Ownership Intent by Interest in Sending AVs to Run Errands.....	11
Figure 3 Simultaneous Equations Model Framework	12

EXECUTIVE SUMMARY

Transportation is experiencing disruptive forces in recent years. One key disruption is the development of autonomous vehicles (AVs) that will be capable of navigating roadways on their own without the need for human presence in the vehicle. In a utopian scenario, AVs may enter the transportation landscape and foster a more sustainable and livable ecosystem with shared automated electric vehicles (SAEV) serving mobility needs and eliminating the need for private ownership. In a more dystopian scenario, AVs would be personally owned by households – enabling people to live farther away from destinations, inducing additional travel, and roaming roadways with zero occupants. Concerned with the potential deleterious effects of having personal AVs running errands autonomously, this report aims to shed light on the level of interest in sending AVs to run errands and how that variable affects the intent to own an AV. Using data from a survey conducted in 2019 in four automobile-oriented metropolitan regions in the United States, the relationship is explored through a joint model system estimated using the Generalized Heterogeneous Data Model (GHDM) methodology. Results show that, even after accounting for socio-economic and demographic variables as well as latent attitudinal constructs, the level of interest in having AVs run errands has a positive and significant effect on AV ownership intent. The findings point to the need for policies that would steer the entry and use of AVs in the marketplace in ways that avoid a dystopian future.

1. INTRODUCTION

Rapid developments in the autonomous vehicle (AV) industry, coupled with technological advances in hardware, software, automation, and sensor systems, would enable vehicles of the future to navigate roadways without the need for human intervention (Sarker et al., 2019). Although many of the early prognostications regarding the development, adoption, market penetration, and availability of AVs have not materialized due to the complexities involved in AV development (Litman et al., 2017), it is expected that transportation futures will increasingly be characterized by AVs (Bansal and Kockelman, 2017).

There is considerable discussion on the manner in which AVs may enter the marketplace and be deployed in metropolitan areas and local communities (e.g., Litman, 2017; Fraedrich et al., 2019). On the one hand, a utopian future may be envisioned – one in which electric AVs are deployed by mobility service providers such that individuals can summon vehicles and share AV rides at an affordable cost. In such a scenario, the need for households to personally own vehicles would drop dramatically, the need for parking reduces substantially thus enabling land to be put to enhanced uses that improve quality of life, and land use patterns would densify and diversify as individuals seek to position themselves such that trip lengths (and hence ride costs) are modest. On the other hand, a dystopian future may be envisioned – one in which households choose to purchase and own an AV for every household member, individuals send zero-occupant AVs to go park themselves in faraway places where parking is cheap or free, land use patterns become sprawled as households and businesses no longer feel the need to be in close proximity of one another, and households deploy their personally owned AVs (with zero occupants) to run errands on their own. A number of modeling exercises have suggested that the adoption of AVs will lead to increases in vehicle miles of travel (VMT) and associated adverse impacts on the transportation system (e.g., Auld et al., 2017; Zhang et al., 2018). In addition, some studies have demonstrated through a variety of simulations that a future of shared autonomous electric vehicles (SAEV) would lead to considerable reductions in traffic volumes, congestion, air pollution, and parking needs (e.g., Zhang and Guhathakurta, 2017; Gurumurthy et al., 2019; Jones and Leibowicz, 2019).

In an effort to better understand how people may adopt and use AVs in the future, this study explores the relationship between the level of interest in using AVs to run personal errands (without vehicle occupants) and the level of interest in owning AVs. Although there is some survey-based research and evidence in the literature on the level of interest in purchasing AVs, there is little evidence on the level of interest in using AVs to run personal errands (autonomously). It may be hypothesized that households interested in sending AVs to run errands on their own are likely to be more inclined to personally own AVs. Thus, if technological capabilities allow AVs to be deployed autonomously to run errands, then that may spur greater levels of AV ownership – creating a dystopian future in which zero-occupant AVs roam the streets and households own AVs much like they own vehicles today.

The objective of this report is to understand and assess the level of interest in sending AVs to run errands on their own and the extent to which this level of interest affects potential household ownership of personal AVs. The study utilizes data from an in-depth survey of a sample of households located in four metropolitan regions of the United States, namely, Phoenix, Austin, Atlanta, and Tampa. Households were asked detailed questions about their attitudes towards, and potential adoption and use of, AVs in the future. To account for the possibility that the two behavioral phenomena considered in this report may constitute an activity-travel-lifestyle choice bundle, a simultaneous equations model system is estimated. The system jointly models the levels of interest in using AVs to run errands and personally owning AVs while accounting for common

unobserved attributes that may affect both endogenous variables. In addition, the modeling framework incorporates latent attitudinal factors that may affect how individuals use and adopt AVs. The model system is estimated using the framework of the Generalized Heterogeneous Data Model (GHDM) developed by Bhat (2015); the methodology enables the computation of all model parameters in a single step while accounting for error correlation structures that capture the jointness of the phenomena under investigation.

The literature has identified the importance of these choice dimensions (i.e., using AVs to run errands autonomously and personally owning AVs) as key determinants of the sustainability of future transportation systems in which AVs are widely prevalent (e.g., Lavieri et al., 2017; Haboucha et al., 2017; Nazari et al., 2018; Harb et al., 2018; Moore et al., 2020). If individuals wish to deploy AVs independently to run errands and consequently own AVs personally, then it is more likely that a dystopian future will be realized. An understanding of the factors that contribute to levels of interest in deploying AVs to run errands and personally owning AVs, and of the extent to which the desire to have AVs run errands might influence the choice of personal AV ownership, is critical to designing an AV future that is sustainable and devoid of unintended consequences.

The remainder of this report is organized as follows. The next section offers a description of the survey data and presents a descriptive analysis of the data with a focus on the dimensions of interest in this study. The third section presents the model framework and the modeling methodology. The fourth section presents model estimation results. The fifth section offers a discussion of the study implications and presents concluding thoughts.

2. DATA DESCRIPTION

This section provides a brief description of the survey and the data set used in this study. First, the survey and the sample characteristics are described. Second, a more in-depth descriptive analysis of endogenous variables and attitudinal indicators is provided.

2.1 Survey Overview and Sample Characteristics

The data used in this study were collected through a survey conducted in the Fall of 2019 in four automobile-centric US metropolitan areas. The areas include Phoenix (Arizona), Austin (Texas), Atlanta (Georgia), and Tampa (Florida). The survey gathered rich information about people's attitudes towards and perceptions of new and emerging transportation technologies including ridehailing services, micromobility, and autonomous vehicles. The survey also gathered data on socio-economic and demographic characteristics, current mobility choices, and general lifestyle attitudes and preferences. Across the four regions, data were collected from 3,465 respondents. The same survey instrument was administered in all regions; however, the sampling methodology differed to a modest degree between metropolitan areas as customized attempts were made to enhance response rates and obtain a robust respondent sample size. Respondents were largely recruited through invitations sent to a random set of e-mail and mail addresses purchased from a commercial vendor. All respondents who furnished complete responses on a core set of questions received a \$10 gift card as a post-completion incentive. After some filtering and cleaning of the survey data for obviously erroneous and missing data, the final data set comprised 3,358 records. Complete details about the survey and respondent sample may be obtained from the comprehensive survey reports (Khoeini et al., 2021). Table 1 presents the socio-economic, demographic, and endogenous variable characteristics for the sample used in this study.

Table 1 Socio-Economic and Demographic Characteristics of the Sample

<i>Individual characteristics (N = 3,358)</i>		<i>Household characteristics (N = 3,358)</i>	
Variable	%	Variable	%
Gender		Household annual income	
Female	58.3	Less than \$25,000	11.2
Male	41.7	\$25,000 to \$49,999	15.6
Age category		\$50,000 to \$74,999	18.9
18-30 years	26.3	\$75,000 to \$99,999	15.1
31-40 years	11.5	\$100,000 to \$149,999	20.4
41-50 years	14.8	\$150,000 to \$249,999	12.6
51-60 years	16.6	\$250,000 or more	6.2
61-70 years	16.1	Household size	
71+ years	14.7	One	21.3
Driver's license possession		Two	38.5
Yes	93.4	Three or more	40.2
No	6.6	Housing unit type	
Employment status		Stand-alone home	70.2
Student (part-time or full-time)	10.2	Condo/apartment	20.6
Worker (part-time or full-time)	52.1	Other	9.1
Both worker and student	11.1	Homeownership	
Neither worker nor student	26.6	Own	68.3
Education attainment		Rent	26.0
High school or less	9.4	Other	5.7
Some college or technical school	29.4	Vehicle ownership	
Bachelor's degree(s)	36.7	Zero	3.9
Graduate degree(s)	24.5	One	23.8
Race		Two	40.0
Asian or Pacific Islander	9.6	Three or more	32.3
Black or African American	7.9	Location	
Multi race	3.9	Atlanta, GA	29.5
Native American	0.6	Austin, TX	32.3
Other	1.8	Phoenix, AZ	30.7
White or Caucasian	76.3	Tampa, FL	7.5
Endogenous Variables			
Interest in having AVs run errands		Interest in owning an AV	
Strongly agree	15.7	Will be one of the first to buy	3.4
Somewhat agree	33.8	Will eventually buy	60.2
Neutral	20.5	Will never buy	36.4
Somewhat disagree	15.8	—	—
Strongly disagree	14.2	—	—

Overall, the sample characteristics are reasonable, consistent with expectations, and exhibit the desired level of variability to support an econometric simultaneous equations model estimation effort of the type undertaken in this study. The sample is slightly skewed in favor of females and the younger age group. While 58.3 percent of respondents are female, just over one-quarter of respondents are in the 18-30-year age group. There is however a good representation of all age groups in the sample. Just over 93 percent of respondents report having a driver's license. Over one-half of the sample reported being a worker (full or part-time), while over 26 percent reported being neither a worker nor a student. With respect to educational attainment, 36.7 percent report having a Bachelor's degree and 24.5 percent report having a graduate degree, suggesting that the respondent sample is skewed towards a higher level of educational attainment relative to the general population. All races are represented with over three-quarters White, just under 10 percent Asian or Pacific Islander, and nearly eight percent of African-American descent.

The income distribution of the sample represents a rich variation and representativeness of all income segments of the population. About 20 percent report incomes in the \$100,000 to \$149,999 range; about 27 percent report incomes less than \$50,000; and nearly 19 percent report incomes greater than \$150,000. It is found that 40 percent of respondents reside in households with three or more persons and 21 percent constitute single-person households. Just about 70 percent of individuals reside in stand-alone homes while another 20 percent reside in condo/apartment communities. Consistent with the residential dwelling unit type distribution, it is found that 68 percent own their home. Forty percent of respondents reside in two-vehicle households, and 32.3 percent reside in households with three or more vehicles. The sample is evenly split between Phoenix, Atlanta, and Austin; Tampa accounts for a smaller fraction of the sample.

The interest in having AVs run errands is measured on a five-point likert scale from strongly disagree to strongly agree. Nearly one-half of the respondents strongly agree or somewhat agree that they would like to send AVs to run errands. Thirty percent are not inclined to use AVs to run errands and 20 percent are neutral towards such usage. Interest in buying an AV for personal ownership is captured in three categories. Only 3.4 percent indicate that they will be the first to buy; about 60 percent indicate that they will eventually purchase an AV, while another 36.4 percent of respondents indicate that they will never buy an AV (it is uncertain whether that is because they do not wish to adopt the technology at all or simply wish to adopt the technology in a pure sharing mode as opposed to an ownership mode).

2.2 Endogenous Variables and Attitudinal Indicators

One of the key features of the survey dataset is that it includes a battery of attitudinal statements that can be used to develop latent attitudinal constructs which can, in turn, be incorporated into the modeling framework. By controlling for attitudes, it will be possible to obtain a deeper understanding of the extent to which interest in having AVs run errands would influence personal AV ownership. Three latent attitudinal constructs are considered in this study. They are depicted in Figure 1, together with the set of indicators that define them.

The latent attitudinal construct representing "driving enjoyment" is encapsulated by three indicators, the construct representing "technology savviness" is captured using three indicators, and the latent construct of "environmental consciousness" is comprised of two indicators. The attitudinal indicators are measured on a five-point likert scale ranging from strongly disagree to strongly agree. All of the indicators depict plausible distributions; in the interest of brevity, each and every statement is not described in detail. Only a few noteworthy patterns are highlighted here.

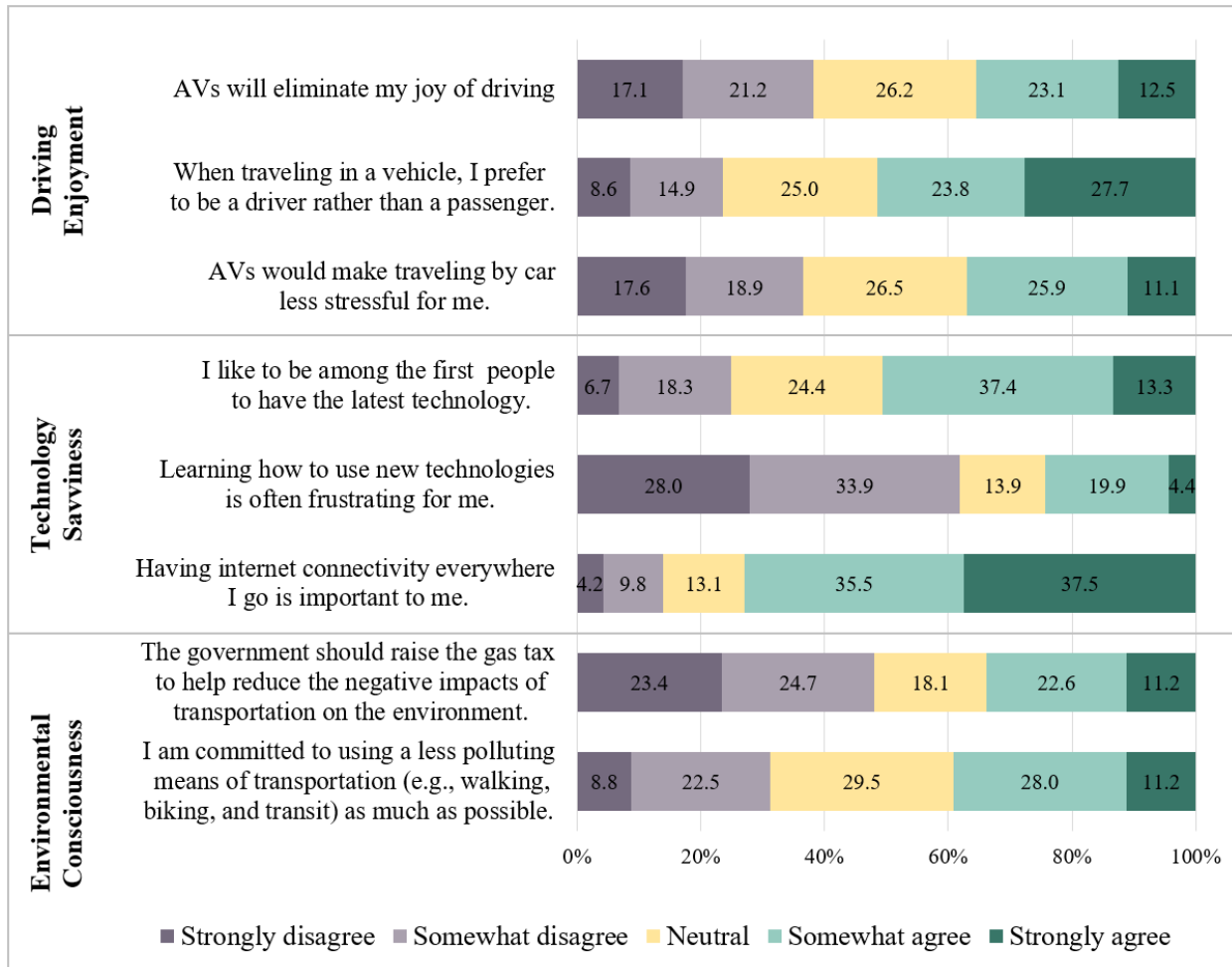


Figure 1 Distribution of Attitudinal Indicators Defining Latent Constructs (N = 3,358)

It is found that 50 percent of individuals prefer being a driver rather than a passenger when traveling in a vehicle. Nearly 37 percent somewhat or strongly disagree that AVs would make traveling by car less stressful for the individual, suggesting that many individuals do not necessarily see AVs as eliminating the stress of travel. Most of the respondents appear comfortable learning how to use new technologies; about 62 percent disagree that learning new technologies is frustrating. About 48 percent of the respondents are not in favor of the government raising the gas tax to combat pollution. Just about 39 percent are committed to using a less polluting means of transportation, while 30 percent indicate that they are neutral towards this statement.

Figure 2 shows the pattern of relationship between the two endogenous variables. A reasonably clear inverse relationship is discernible. Among those who intend to never buy an AV, 30 percent strongly disagree that they will send an AV to run errands and only six percent strongly agree that they would. At the other end of the spectrum, among those who intend to be one of the first to buy an AV (an arguably small number), only four percent strongly disagree that they would deploy AVs to run errands autonomously and a much larger 39 percent indicate strong interest in sending AVs to run errands on their own. The figure suggests that there is a relationship between the level of interest in having AVs run errands and the intended acquisition of AVs for personal ownership. A joint equations model system would help illuminate the nature of this relationship while controlling for other influential variables.

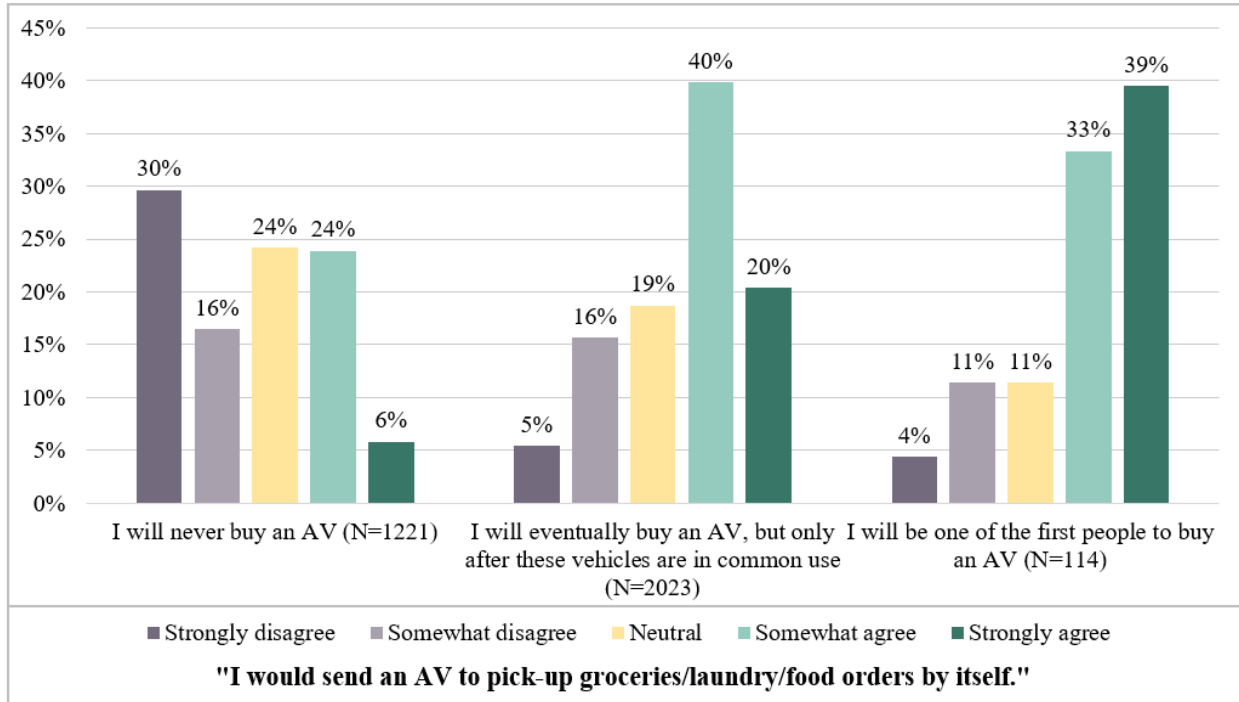


Figure 2 AV Ownership Intent by Interest in Sending AVs to Run Errands (N = 3,358)

3. MODELING FRAMEWORK

This section presents the modeling framework adopted in this report. Recognizing the presence of multiple endogenous variables, and the desire to explicitly control for latent attitudinal constructs which are endogenous variables themselves, the study adopts a joint equations modeling framework capable of reflecting error correlations across latent constructs and endogenous variables.

3.1 Model Structure

The model framework is depicted in Figure 3. Exogenous variables include individual and household-level socio-economic and demographic attributes and a host of other travel-related variables that characterize the established and routine mobility patterns of the individual (and hence may be considered exogenous). The three latent attitudinal constructs constitute the intermediate layer of the model structure. They are influenced by exogenous variables and, in turn, influence the endogenous variables of interest. The exogenous variables can influence the endogenous variables directly or indirectly through the latent attitudinal constructs. The latent attitudinal constructs are not directly observable, but considered unobserved stochastic variables revealed through individuals' responses to a set of attitudinal statements or indicators. Finally, the endogenous variables are related to one another with the level of interest in sending AVs to run errands directly influencing the propensity to purchase an AV for personal ownership. Error correlations across the stochastic latent constructs are explicitly incorporated, and the latent construct errors engender an implied error correlation between the endogenous variables themselves. Thus, the framework accounts for the presence of correlated unobserved attributes simultaneously affecting latent constructs and the endogenous variables themselves. For purposes of parameter efficiency and to fully account for the endogeneity and error correlations embedded in the model structure, it is desirable to estimate all parameters in the model system in a single step.

The Generalized Heterogeneous Data Model (GHDM) approach developed by Bhat (2015) offers a rigorous methodology for estimating the model system. The methodology is presented in the next subsection.

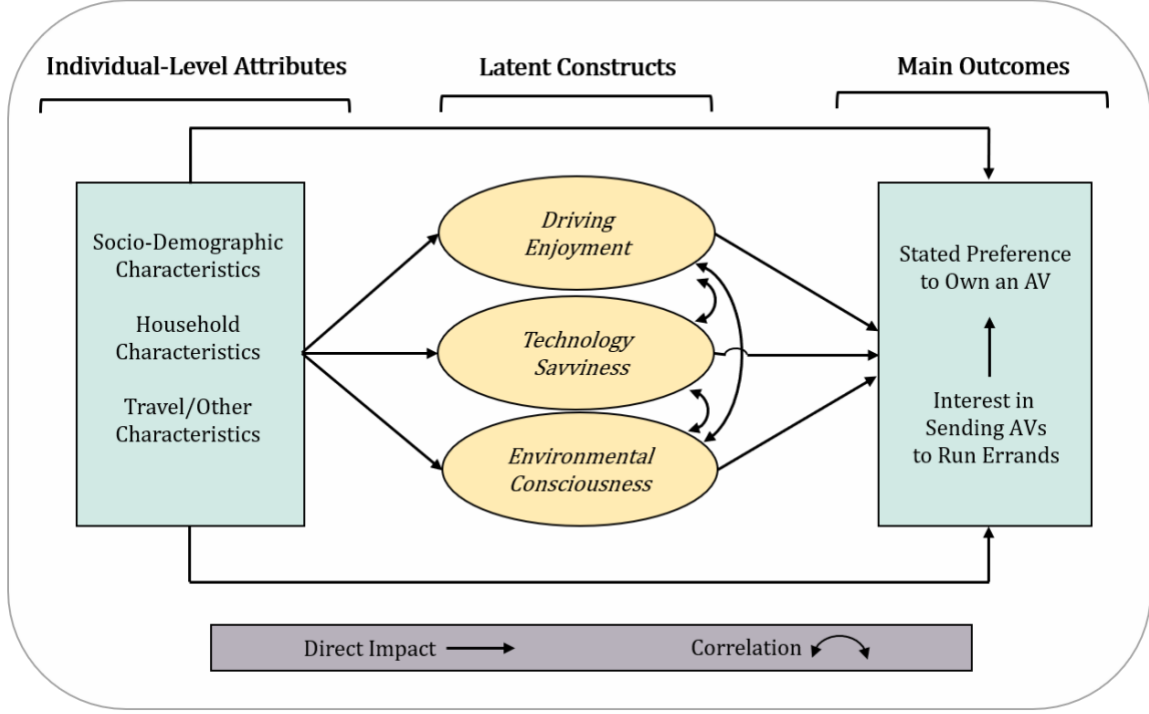


Figure 3 Simultaneous Equations Model Framework

3.2 Model Estimation Methodology

As all of the outcomes and indicators are ordinal in nature, the GHDM for this study is formulated for exclusively ordinal outcomes. Consider the case of an individual $q \in \{1, 2, \dots, Q\}$. Let $l \in \{1, 2, \dots, L\}$ be the index of the latent constructs and let z_{ql}^* be the value of the latent variable l for the individual q . z_{ql}^* is expressed as a function of its explanatory variables as,

$$z_{ql}^* = \mathbf{w}_{ql}^T \boldsymbol{\alpha} + \eta_{ql}, \quad (1)$$

where \mathbf{w}_{ql} ($D \times 1$) is a column vector of the explanatory variables of latent variable l and $\boldsymbol{\alpha}$ ($D \times 1$) is a vector of its coefficients. η_{ql} is the unexplained error term and is assumed to follow a standard normal distribution. Equation (1) can be expressed in the matrix form as,

$$\mathbf{z}_q^* = \mathbf{w}_q \boldsymbol{\alpha} + \boldsymbol{\eta}_q, \quad (2)$$

where \mathbf{z}_q^* ($L \times 1$) is a column vector of all the latent variables, \mathbf{w}_q ($L \times D$) is a matrix formed by vertically stacking the vectors $(\mathbf{w}_{q1}^T, \mathbf{w}_{q2}^T, \dots, \mathbf{w}_{qL}^T)$ and $\boldsymbol{\eta}_q$ ($D \times 1$) is formed by vertically stacking $(\eta_{q1}, \eta_{q2}, \dots, \eta_{qL})$. $\boldsymbol{\eta}_q$ follows a multivariate normal distribution centered at the origin and having a correlation matrix of $\boldsymbol{\Gamma}$ ($L \times L$), i.e., $\boldsymbol{\eta}_q \sim MVN_L(\mathbf{0}_L, \boldsymbol{\Gamma})$, where $\mathbf{0}_L$ is a vector of zeros. The variance of all elements in $\boldsymbol{\eta}_q$ is fixed as unity because it is not possible to uniquely identify a

scale for the latent variables. Equation (2) constitutes the structural component of the framework.

Let $j \in \{1, 2, \dots, J\}$ denote the index of the outcome variables (including the indicator variables). Let y_{qj}^* be the underlying continuous measure associated with the outcome variable y_{qj} .

Then,

$$y_{qj} = k \text{ if } t_{jk} < y_{qj}^* \leq t_{j(k+1)}, \quad (3)$$

where $k \in \{1, 2, \dots, K_j\}$ denotes the ordinal category assumed by y_{qj} and t_{jk} denotes the lower boundary of the k^{th} discrete interval of the continuous measure associated with the j^{th} outcome. $t_{jk} < t_{j(k+1)}$ for all j and all k . Since y_j^* may take any value in $(-\infty, \infty)$, we fix the value of $t_{j1} = -\infty$ and $t_{j(K_j+1)} = \infty$ for all j . Since the location of the thresholds on the real line is not uniquely identifiable, we also set $t_{j2} = 0$. y_j^* is expressed as a function of its explanatory variables and other observed dummy variable endogenous outcomes (only in a recursive fashion, if specified),

$$y_{qj}^* = \mathbf{x}_{qj}^T \boldsymbol{\beta} + \mathbf{z}_q^{*T} \mathbf{d}_j + \xi_{qj}, \quad (4)$$

where \mathbf{x}_{qj} is an $(E \times 1)$ vector of size of explanatory variables including a constant as well as including the possibility of other dummy variable endogenous outcome variables. $\boldsymbol{\beta}$ $(E \times 1)$ is a column vector of the coefficients associated with \mathbf{x}_{qj} and \mathbf{d}_j $(L \times 1)$ is the vector of coefficients of the latent variables for outcome j . ξ_{qj} is a stochastic error term that captures the effect of unobserved variables on y_{qj}^* . ξ_{qj} is assumed to follow a standard normal distribution. Jointly, the continuous measures of the J outcome variables may be expressed as,

$$\mathbf{y}_q^* = \mathbf{x}_q \boldsymbol{\beta} + \mathbf{d} \mathbf{z}_q^* + \boldsymbol{\xi}_q, \quad (5)$$

where \mathbf{y}_q^* $(J \times 1)$ and $\boldsymbol{\xi}_q$ $(J \times 1)$ are the vectors formed by vertically stacking y_{qj}^* and ξ_{qj} , respectively, of the J dependent variables. \mathbf{x}_q $(J \times E)$ is a matrix formed by vertically stacking the vectors $(\mathbf{x}_{q1}^T, \mathbf{x}_{q2}^T, \dots, \mathbf{x}_{qJ}^T)$ and \mathbf{d} $(J \times L)$ is a matrix formed by vertically stacking $(\mathbf{d}_1^T, \mathbf{d}_2^T, \dots, \mathbf{d}_J^T)$. $\boldsymbol{\xi}_q$ follows a multivariate normal distribution centered at the origin with an identity matrix as the covariance matrix (independent error terms). $\boldsymbol{\xi}_q \sim MVN_J(\mathbf{0}_J, \mathbf{I}_J)$. The terms in $\boldsymbol{\xi}_q$ are assumed to be independent because it is not possible to uniquely identify all correlations between the elements in $\boldsymbol{\eta}_q$ and all correlations between the elements in $\boldsymbol{\xi}_q$. Further, because of the ordinal nature of the outcome variables, the scale of \mathbf{y}_q^* cannot be uniquely identified. Therefore, the variances of all elements in $\boldsymbol{\xi}_q$ are fixed to one. The reader is referred to Bhat (2015) for further nuances regarding the identification of coefficients in the GHDM framework.

Substituting Equation (2) in Equation (5), \mathbf{y}_q^* can be expressed in the reduced form as

$$\mathbf{y}_q^* = \mathbf{x}_q \boldsymbol{\beta} + \mathbf{d} (\mathbf{w}_q \boldsymbol{\alpha} + \boldsymbol{\eta}_q) + \boldsymbol{\xi}_q, \quad (6)$$

$$\mathbf{y}_q^* = \mathbf{x}_q \boldsymbol{\beta} + \mathbf{d} \mathbf{w}_q \boldsymbol{\alpha} + \mathbf{d} \boldsymbol{\eta}_q + \boldsymbol{\xi}_q. \quad (7)$$

On the right side of Equation (7), $\boldsymbol{\eta}_q$ and $\boldsymbol{\xi}_q$ are random vectors that follow the multivariate normal distribution and the other variables are non-random. Therefore, \mathbf{y}_q^* also follows the multivariate normal distribution with a mean of $\mathbf{b} = \mathbf{x}_q \boldsymbol{\beta} + \mathbf{d} \mathbf{w}_q \boldsymbol{\alpha}$ (all elements of $\boldsymbol{\eta}_q$ and $\boldsymbol{\xi}_q$ have

a mean of zero) and a covariance matrix of $\Sigma = d\Gamma d^T + \mathbf{I}_J$.

$$\mathbf{y}_q^* \sim MVN_J(\mathbf{b}, \Sigma). \quad (8)$$

The parameters to be estimated are the elements of α , strictly upper triangular elements of Γ , elements of β , elements of d and t_{jk} for all j and $k \in \{3, 4, \dots, K_j\}$. Let θ be a vector of all parameters to be estimated. The maximum likelihood approach can be used for estimating these parameters. The likelihood of the q^{th} observation is,

$$L_q(\theta) = \int_{v_1=t_1 y_{q1} - b_1}^{v_1=t_1(y_{q1+1}) - b_1} \int_{v_2=t_2 y_{q2} - b_2}^{v_2=t_2(y_{q2+1}) - b_2} \dots \int_{v_J=t_J y_{qJ} - b_J}^{v_J=t_J(y_{qJ+1}) - b_J} \phi_J(v_1, v_2, \dots, v_J | \Sigma) dv_1 dv_2 \dots dv_J, \quad (9)$$

where, $\phi_J(v_1, v_2, \dots, v_J | \Sigma)$ denotes the probability density of a J dimensional multivariate normal distribution centered at the origin with a covariance matrix Σ at the point (v_1, v_2, \dots, v_J) . Since a closed form expression does not exist for this integral and evaluation using simulation techniques can be time consuming, the One-variate Univariate Screening technique proposed by Bhat (2018) was used to approximate this integral.

4. MODEL ESTIMATION RESULTS

This section presents a summary of the model estimation results. The entire model framework presented in the previous section was estimated in a single step using the GHDM methodology.

4.1 Latent Construct Model Components

Table 2 presents results of the latent variable model components. The table shows the factor loadings for each of the attitudinal indicators used to construct the latent variables. A number of different latent variable indicators were considered, and the set of indicators and latent constructs shown in Table 2 were adopted as the final set based on behavioral intuitiveness, past research, and statistical significance and goodness-of-fit metrics. The factor loadings are all intuitive and the latent constructs capture a range of proclivities that are likely to influence an individual's propensity to adopt and likely manner of usage of new transportation technologies such as autonomous vehicles.

The latent factors are influenced by a host of socio-economic variables as expected. There is a significant gender effect with women less likely to be tech-savvy and less inclined to enjoy driving. These findings mirror those in the literature, with Asmussen et al. (2020) reporting similar gender effects for tech-savviness and Rahimi et al. (2020) reporting similar effects for driving enjoyment. On the other hand, gender is not significant for environmental consciousness, a finding also reported by Blazanin et al. (2021) and Rahimi et al. (2020). As expected, younger individuals appear to be more comfortable with technology, confirming earlier findings reported by Kang et al. (2021). Older individuals exhibit a greater likelihood to enjoy driving, which is also consistent with recent literature which suggests that younger generations are eschewing driving in favor of alternative modes of transportation (Polzin et al., 2014; McDonald, 2015). The middle age group of 31-65 years is less likely to be environmentally conscious relative to other age groups. Although there are some mixed findings reported in the literature regarding the connection between age and environmental consciousness, this finding is supported by Lavieri et al. (2017) and Otto and Kaiser (2014). In general, it appears that environmental consciousness diminishes during the peak travel years in an individual's life cycle.

Table 2 Determinants of Latent Variables and Loadings on Indicators (N = 3,358)

Explanatory Variables (base category)	Structural Equations Model Component					
	Driving Enjoyment		Technology Savviness		Environmental Consciousness	
	Coef	t-stat	Coef	t-stat	Coef	t-stat
Individual characteristics						
<i>Gender (not female)</i>						
Female	-0.13	-10.97	-0.32	-22.07	—	—
<i>Age (*)</i>						
18-30 years	—	—	0.85	41.17	—	—
31-40 years	—	—	0.73	29.05	—	—
31-65 years	—	—	—	—	-0.33	-19.24
61-70 years	0.43	26.97	—	—	—	—
71 years or older	0.53	31.09	—	—	—	—
<i>Education (*)</i>						
Some college or technical school	—	—	—	—	-0.22	-11.40
Bachelor's or graduate degree(s)	-0.23	-19.72	—	—	—	—
Graduate degree(s)	—	—	—	—	0.31	15.20
Household characteristics						
<i>Household income (*)</i>						
Up to \$50,000	—	—	—	—	0.15	7.94
\$150,000 or more	—	—	0.33	17.79	—	—
Correlations between latent constructs						
Driving enjoyment	1	—	-0.08	-1.25	-0.45	-6.53
Technology savviness			1	—	-0.17	-3.26
Environmental consciousness					1	—
Attitudinal Indicators						
Loadings of Latent Variables on Indicators (Measurement Equations Model Component)						
AVs will eliminate my joy of driving.	1.07	38.97				
When traveling in a vehicle, I prefer to be a driver rather than a passenger.	0.58	34.84				
AVs would make traveling by car less stressful for me.	-0.73	-37.94				
I like to be among the first people to have the latest technology.			0.54	30.46		
Learning how to use new technologies is often frustrating for me.			-1.04	-25.98		
Having internet connectivity everywhere I go is important to me.			0.28	20.56		
The government should raise the gas tax to help reduce the negative impacts of transportation on the environment.					0.87	20.66
I am committed to using a less polluting means of transportation (e.g., walking, biking, and public transit) as much as possible.					0.48	22.71

Note: Base categories for attributes (*) are not identical across the model equations and correspond to all omitted categories.

Education is a significant determinant of the latent constructs. Higher education is associated with a greater level of environmental consciousness, a finding also reported by Lavieri et al. (2017), and a lower level of desire for driving control, a finding similar to that reported by Asmussen et al. (2021). On the other hand, education is not a significant determinant of tech-savviness, suggesting that educational attainment is not necessarily a barrier to technology adoption. This is similar to findings reported in Lavieri and Bhat (2019) and Moore et al. (2020). There is, however, a significant income effect associated with tech-savviness. Those in the highest annual income group of \$150,000+ appear to be more tech-savvy than lower income groups, suggesting that higher income households are more comfortable with being early adopters of new technology, a finding also reported by Dannemiller (2021). Individuals in lower income households reported a greater level of environmental consciousness, confirming findings reported in Lavieri et al. (2019). As lower income communities have historically been disproportionately affected adversely when it comes to environmental impacts (e.g., Bullard and Wright, 1993), this finding is not entirely unexpected.

4.2 Bivariate Model of Behavioral Outcomes

Table 3 shows the estimation results for the model components corresponding to the behavioral outcomes of interest, namely, level of interest in sending AVs to run errands and intention to own an AV. The key finding of this study is that there is a clear and significant positive impact of the level of interest in using AVs to run errands on the intention to own an AV, even after controlling for all other socio-economic, demographic, and latent attitudinal variables. This means that, if AVs are able to run errands on their own, then individuals who have an interest in engaging vehicles in such a manner will be significantly more inclined to own AVs personally (note that this effect of the desire to have AVs run errands on AV ownership may be considered a “true” causal effect, after accommodating the spurious unobserved correlation between the two variables engendered by the stochastic latent construct effects).

All other findings reported in the table are consistent with expectations and behaviorally intuitive. Latent variables significantly influence behavioral dimensions in this study. The latent variable representing driving enjoyment reduces the propensity to send AVs to run errands and reduces the propensity to own an AV. This is consistent with the notion that those who enjoy driving would prefer to continue driving (manually) traditional vehicles rather than transition to AVs (Haboucha et al., 2017; Sener et al., 2019). Those who are tech-savvy, on the other hand, are more likely to send AVs to run errands and more likely to purchase and own AVs. Clearly, tech-savvy individuals are more likely to embrace new technology and use it to the fullest extent (Lavieri et al., 2017). Finally, environmental consciousness is associated with a reduced proclivity to own an AV, although the effect appears to be small as evidenced by the magnitude of the coefficient. Overall, latent attitudinal traits significantly influence an individual's proclivities towards embracing and using new and emerging transportation technologies.

Socio-economic and demographic characteristics affect the behavioral outcomes of interest along expected lines. Women are less inclined to own an AV, consistent with findings reported by Asmussen et al. (2020) and Sener et al. (2019). However, there is no gender effect on the level of interest in sending AVs to run errands. The youngest age group of 18-30 years is most inclined to own AVs while those in the next age group of 31-40 years exhibit the greatest proclivity to send AVs to run errands. The youngest group is inclined to embrace the technology by virtue of their tech-savviness and those in the 31-40-year age group are inclined to use AVs to run errands to take care of household obligations associated with this stage of the life cycle.

Table 3 Estimation Results of AV Errands and AV Ownership Model Components (N = 3,358)

Explanatory Variables (base category)	Main Outcome Variables			
	AV Errands (5-level: strongly disagree to strongly agree)		AV Ownership (2-level: buy or never buy)	
	Coef	t-stat	Coef	t-stat
Endogenous variable				
Interest in sending AVs to run errands	—	—	0.39	48.99
Latent constructs				
Driving enjoyment	-0.37	-24.90	-0.54	-19.52
Technology savviness	0.20	13.20	0.24	8.95
Environmental consciousness	—	—	-0.06	-2.14
Individual characteristics				
<i>Gender (not female)</i>				
Female	—	—	-0.36	-15.68
<i>Age (*)</i>				
18-30 years	—	—	0.36	11.95
31-40 years	0.26	11.55	—	—
<i>Race (*)</i>				
Asian or Pacific Islander	—	—	0.41	11.23
White or Caucasian	0.08	5.21	—	—
<i>Employment (not a worker)</i>				
Worker	0.11	7.37	—	—
Household characteristics				
<i>Household income (*)</i>				
\$150,000 to \$250,000	0.19	8.96	—	—
\$100,000 or more	—	—	0.33	16.60
<i>Household structure (not a nuclear family)</i>				
Nuclear family	—	—	0.15	6.24
<i>Household vehicles (less than three)</i>				
Three or more	-0.16	-10.93	—	—
Other characteristics				
<i>Weekly VMT (less than 1 or over 25 mi)</i>				
1 to 25 mi	—	—	-0.14	-6.02
<i>Location (Austin, Phoenix, Tampa)</i>				
Atlanta	0.05	3.62	—	—
<i>Online shopping (zero delivery)</i>				
At least one online delivery in last month	0.32	14.89	—	—
Thresholds				
1 2	-0.72	-28.22	0.90	30.30
2 3	-0.11	-4.40	—	—
3 4	0.49	19.29	—	—
4 5	1.61	58.95	—	—
Correlation				
AV errands	—	—	0.21	—
Data Fit Measures				
Joint (GHDM) Model		Independent (IOP) Model		
Log-likelihood at convergence	-6966.52		-6990.25	
Log-likelihood at constants	-7408.59			
Number of parameters	79		32	
Likelihood ratio test	0.0597		0.0565	
Average probability of correct prediction	0.153		0.152	

Note: Base categories for attributes (*) are not identical across the model equations and correspond to all omitted categories.

Contrary to previous studies that have largely reported no differences among racial groups with respect to AV adoption (e.g., Lavieri and Bhat, 2017; Wang and Zhao, 2019; Rahimi et al., 2020), the analysis in this report reveals significant race effects with Asians more inclined to own an AV and Whites exhibiting a greater proclivity towards sending AVs to run errands. Although the underlying reasons for these racial differences are not immediately apparent, recognizing their presence is critical to advancing equity in AV deployment. Not surprisingly, workers – who are likely to be more time-stressed – exhibit a greater proclivity to send AVs to run errands, but do not necessarily show a greater tendency to own AVs (finding also reported by Asmussen et al., 2020).

In general, higher income is associated with a higher probability of sending AVs to run errands and a greater proclivity towards purchasing AVs; these income effects are consistent with expectations and similar to those reported in prior studies (e.g., Moody et al., 2020). A nuclear family household (household with multiple adults and children) is more likely to purchase an AV, presumably due to the convenience that personal vehicle ownership affords in meeting the varied mobility needs of such a household. Households with three or more vehicles are less inclined to send AVs to run errands, presumably because there is a reduced need to share vehicles among household members in such households. Among the survey respondents, Atlanta residents indicated a higher propensity to send AVs to run errands; given that Atlanta suffers from some of the worst traffic congestion in the nation (Pirani, 2019), this finding is not surprising. Other intuitive findings include the result that those who travel limited miles on a weekly basis (1-25 miles) are less inclined to own an AV and those who received at least one online delivery in the previous month are more likely to send AVs to run errands. Both results are consistent with expectations; those who do not travel much are naturally inclined to feel a lower need for personal ownership of an AV, while those who engage in online shopping are likely to use an AV to run errands (pick up goods and deliver to the home).

From a goodness-of-fit standpoint, the joint model is found to offer a modest but statistically significant better fit than a corresponding independent model system in which error correlations engendered through the endogenous treatment of latent attitudinal constructs are ignored (restricted to zero by virtue of treating attitudinal variables as exogenous variables, similar to socio-economic and demographic variables). This shows that modeling latent attitudinal constructs and behavioral outcomes of interest in an integrated framework that recognizes endogeneity is critical to capturing the jointness in attitudes and behaviors.

5. DISCUSSION AND CONCLUSIONS

Transportation is experiencing revolutionary transformations and disruptions in recent years. One key disruption is related to the development of automated (also referred to as autonomous) vehicles capable of navigating roadways on their own without the need for any human intervention or presence in the vehicle. Automated vehicles, when fully deployed in Level 5 (SAE, 2021), will be capable of traveling in completely autonomous mode. The implications of such an AV future are of much interest to the profession. AVs may enter the transportation landscape and foster a more sustainable and livable ecosystem with shared automated electric vehicles (SAEV) serving the mobility needs of society and eliminating the need for private ownership of vehicles. This constitutes a utopian AV scenario. A more dystopian AV scenario (which is what most travel demand forecasting models are prone to predict) is one in which households acquire and own AVs for themselves, AVs enable households and individuals to live farther away from destinations, AVs induce additional travel, and personally owned AVs roam highways and streets with zero occupants,

running errands and parking themselves.

This report is particularly concerned with an aspect of the dystopian scenario in which households personally own AVs and use them to run errands autonomously (with zero occupants). If households are interested in using AVs to autonomously run errands, then they may be more inclined to own AVs for themselves (rather than depend on a shared fleet for mobility services). Using data from a survey conducted in 2019 in four large automobile-oriented metropolitan regions in the United States, this report aims to shed light on the relationship between level of interest in sending AVs to run errands and the intent to purchase and own an AV personally. The respondent sample is drawn from the Phoenix, Austin, Atlanta, and Tampa Bay metropolitan areas. All four of these regions are automobile-centric and characterized by dispersed land use patterns (and rather poor transit service).

The relationship between interest in sending AVs to run errands and acquiring AVs for private ownership is explored through the specification and estimation of a joint simultaneous equations model system. In addition, the model structure adopted in this study explicitly accounts for the role of attitudinal factors in shaping the nature of the relationship between the two endogenous variables. The report considers three latent attitudinal factors that are endogenous variables themselves. The model structure accounts for possible error correlations that may arise from the presence of correlated unobserved attributes that simultaneously affect multiple endogenous variables, thus capturing jointness in the behavioral dimensions of interest. The entire model system is estimated in a single step using the Generalized Heterogeneous Data Model (GHDM) methodology.

Model estimation results show that, even after accounting for all socio-economic and demographic variables as well as latent attitudinal constructs, the level of interest in having AVs run errands has a positive and significant effect on AV ownership. In other words, those who have an interest in sending AVs to run errands are more likely to purchase and own AVs privately. The three latent constructs considered in this report include measures of driving enjoyment, technology savviness, and environmental consciousness. These latent attitudinal factors influence both behavioral dimensions of interest and are themselves influenced by socio-economic and demographic characteristics. It is found that those who enjoy driving or are environmentally conscious are less likely to acquire AVs for personal ownership. Those who are technology-savvy are more likely to be interested in sending AVs to run errands and acquire AVs for private ownership.

The findings point to the need to prepare for the advent of this technology in the transportation landscape. If and when AVs become a reality, would it be desirable to have the technology capable of running errands autonomously? While such a feature may be of value to special market segments (such as those with mobility limitations), it is unclear if this capability is truly desirable on a widespread basis. Such technological capabilities may result in large numbers of AVs being used to run errands and roam the streets in zero-occupant mode. In addition, such capabilities will lead to private ownership of AVs on a larger scale as evidenced by the findings in this study. In order to have AVs enter the transportation landscape in a more sustainable manner, it may be advisable to ensure that AVs cannot function in autonomous zero-occupant mode. This will limit the potential for induced travel and avoid a scenario where large numbers of zero-occupant vehicles are traveling on roadways.

If the technology is going to be capable of such zero-occupant travel (for running errands, parking itself, and picking up people at remote locations), then policies should be put in place to curtail the amount of such travel. Every zero-occupant vehicle trip could be assessed a fee to

disincentivize the indiscriminate use of such technology. This would help ensure that only those zero-occupant trips that are truly necessary will be undertaken. In addition, the fee can vary by time of day, location, and size and fuel type of vehicle to advance a more sustainable approach to AV adoption and use. The other key finding is that environmental consciousness (latent factor) is associated with a lower proclivity towards AV ownership as well as a lower level of interest in sending AVs to run errands (relative to technology-savvy individuals). It may be helpful to organize information and awareness campaigns to raise environmental consciousness, especially surrounding the adoption and use of AVs. Through such campaigns, it may be possible to prevent a dystopian scenario characterized by the unbridled use of AVs to run errands in autonomous mode.

6. REFERENCES

- Asmussen, K. E., A. Mondal, and C. R. Bhat. A Socio-Technical Model of Autonomous Vehicle Adoption Using Ranked Choice Stated Preference Data. *Transportation Research Part C*, 2020. 121:102835.
- Asmussen, K.E., A. Mondal, and C.R. Bhat. Adoption of Partially Automated Vehicle Technology Features and Impacts on Vehicle Miles of Travel (VMT), Technical report, Dept. of Civil, Architectural, and Environmental Engg., UT Austin. 2021.
- Auld, J., V. Sokolov, and T. S. Stephens. Analysis of the Effects of Connected–Automated Vehicle Technologies on Travel Demand. *Transportation Research Record*, 2017. 2625:1–8.
- Bansal, P., and K. M. Kockelman. Forecasting Americans’ Long-Term Adoption of Connected and Autonomous Vehicle Technologies. *Transportation Research Part A*, 2017. 95:49–63.
- Bhat, C. R. A New Generalized Heterogeneous Data Model (GHDM) to Jointly Model Mixed Types of Dependent Variables. *Transportation Research Part B*, 2015. 79:50–77.
- Bhat, C. R. New Matrix-Based Methods for the Analytic Evaluation of the Multivariate Cumulative Normal Distribution Function. *Transportation Research Part B*, 2018. 109:238–256.
- Blazanin, G., A. Mondal, K.E. Asmussen, and C. R. Bhat. E-Scooter Sharing and Bikesharing Systems: An Individual-level Analysis of Factors Affecting First Use and Use Frequency. Technical report, Dept. of Civil, Architectural, and Environmental Engg., UT Austin. 2021.
- Bullard, R. D., and B. H. Wright. Environmental Justice for All: Community Perspectives on Health and Research. *Toxicology and Industrial Health*, 1993. 9:821–841.
- Dannemiller, K. A., A. Mondal, K.E. Asmussen, and C.R. Bhat. Investigating autonomous vehicle impacts on individual activity-travel behavior. *Transportation Research Part A*, 2021a. 148; 402-422.
- Fraedrich, E., D. Heinrichs, F. J. Bahamonde-Birke, and R. Cyganski. Autonomous Driving, the Built Environment and Policy Implications. *Transportation Research Part A*, 2019. 122:162–172.
- Gurumurthy, K. M., K. M. Kockelman, and M. D. Simoni. Benefits and Costs of Ride-Sharing in Shared Automated Vehicles Across Austin, Texas: Opportunities for Congestion Pricing. *Transportation Research Record: Journal of the Transportation Research Board*, 2019. 2673:548–556.
- Haboucha, C. J., R. Ishaq, and Y. Shiftan. User Preferences Regarding Autonomous Vehicles. *Transportation Research Part C*, 2017. 78:37–49.
- Harb, M., Y. Xiao, G. Circella, P. L. Mokhtarian, and J. L. Walker. Projecting Travelers into a World of Self-Driving Vehicles: Estimating Travel Behavior Implications via a Naturalistic Experiment. *Transportation*, 2018. 45:1671–1685.
- Jones, E. C., and B. D. Leibowicz. Contributions of Shared Autonomous Vehicles to Climate Change Mitigation. *Transportation Research Part D*, 2019. 72:279–298.
- Khoeini, S., R. M. Pendyala, D. Salon, G. Circella, P. L. Mokhtarian, C. R. Bhat, M. Maness, N. Mennon, D. Capasso da. Silva, I. Batur, F. Dias, S. Kang, and Y. Lee. TOMNET Transformative Transportation Technologies (T4) Survey. <https://tomnet-utc.engineering.asu.edu/t4-survey/>. Accessed Aug 1, 2021.
- Lavieri, P. S., and C. R. Bhat. Modeling Individuals’ Willingness to Share Trips with Strangers in an Autonomous Vehicle Future. *Transportation Research Part A*, 2019. 124:242–261.
- Lavieri, P. S., V. M. Garikapati, C. R. Bhat, R. M. Pendyala, S. Astroza, and F. F. Dias. Modeling Individual Preferences for Ownership and Sharing of Autonomous Vehicle Technologies.

- Transportation Research Record*, 2017. 2665:1–10.
- Litman, T. *Autonomous Vehicle Implementation Predictions*. Canada: Victoria Transport Policy Institute, 2017.
- McDonald, N. C. Are Millennials Really the “Go-Nowhere” Generation? *Journal of the American Planning Association*, 2015. 81:90–103.
- Moody, J., N. Bailey, and J. Zhao. Public Perceptions of Autonomous Vehicle Safety: An International Comparison. *Safety Science*, 2020. 121:634–650.
- Moore, M. A., P. S. Lavieri, F. F. Dias, and C. R. Bhat. On Investigating the Potential Effects of Private Autonomous Vehicle Use on Home/Work Relocations and Commute Times. *Transportation Research Part C*, 2020. 110:166–185.
- Nazari, F., M. Noruzoliaee, and A. K. Mohammadian. Shared Versus Private Mobility: Modeling Public Interest in Autonomous Vehicles Accounting for Latent Attitudes. *Transportation Research Part C*, 2018. 97:456–477.
- Otto, S., and F. G. Kaiser. Ecological Behavior Across the Lifespan: Why Environmentalism Increases as People Grow Older. *Journal of Environmental Psychology*, 2014. 40:331–338.
- Pirani, F. Atlanta Ranks Among America’s ‘Most Congested’ Cities. 2019. <https://www.ajc.com/news/local/atlanta-ranks-among-america-most-congested-cities/zynWXNr6l0M35mnP8r0TVK/>. Accessed Aug 1, 2020.
- Polzin, S. E., X. Chu, and J. Godfrey. The Impact of Millennials’ Travel Behavior on Future Personal Vehicle Travel. *Energy Strategy Reviews*, 2014. 5:59–65.
- Rahimi, A., G. Azimi, and X. Jin. Examining Human Attitudes Toward Shared Mobility Options and Autonomous Vehicles. *Transportation Research Part F*, 2020. 72:133–154.
- Sarker, A., H. Shen, M. Rahman, M. Chowdhury, K. Dey, F. Li, Y. Wang, and H. S. Narman. A Review of Sensing and Communication, Human Factors, and Controller Aspects for Information-Aware Connected and Automated Vehicles. *IEEE Transactions on Intelligent Transportation Systems*, 2020. 21:7–29.
- Sener, I. N., J. Zmud, and T. Williams. Measures of Baseline Intent to Use Automated Vehicles: A Case Study of Texas Cities. *Transportation Research Part F*, 2019. 62:66–77.
- Society of Automotive Engineers (SAE). Taxonomy and Definitions for Terms Related to Driving Automation Systems for On-Road Motor Vehicles. 2021. https://www.sae.org/standards/content/j3016_202104/. Accessed Aug 1, 2021.
- Wang, S., and J. Zhao. Risk Preference and Adoption of Autonomous Vehicles. *Transportation Research Part A*, 2019. 126:215–229.
- Zhang, W., and S. Guhathakurta. Parking Spaces in the Age of Shared Autonomous Vehicles: How Much Parking Will We Need and Where? *Transportation Research Record*, 2017. 2651:80–91.
- Zhang, W., S. Guhathakurta, and E. B. Khalil. The Impact of Private Autonomous Vehicles on Vehicle Ownership and Unoccupied VMT Generation. *Transportation Research Part C*, 2018. 90:156–165