

Mediterranean Marine Science

Vol. 0



Non-indigenous polychaetes along the coasts of Italy: a critical review

LANGENECK JOACHIM	University of Pisa, Department of Biology
LEZZI MARCO	ARPAT, Environmental Protection Agency of Tuscany, A.V. Costa – Laboratory Sector – U.O. Biologia, Resp. G. Benedettini
DEL PASQUA MICHELA	Institute of Environmental Protection and Research (ISPRA), Loc. Brondolo, Chioggia
MUSCO LUIGI	Stazione Zoologica Anton Dohrn, Napoli
GAMBI MARIA CRISTINA	Stazione Zoologica Anton Dohrn, Napoli
CASTELLI ALBERTO	University of Pisa, Department of Biology
GIANGRANDE ADRIANA	Laboratory of Marine Biology and Zoology, DiSTeBA, University of Salento, Lecce

<https://doi.org/10.12681/mms.21860>

Copyright © 2020 Mediterranean Marine Science



To cite this article:

LANGENECK, J., LEZZI, M., DEL PASQUA, M., MUSCO, L., GAMBI, M., CASTELLI, A., & GIANGRANDE, A. (2020). Non-indigenous polychaetes along the coasts of Italy: a critical review. *Mediterranean Marine Science*, 0, 238-275. doi:<https://doi.org/10.12681/mms.21860>

Non-indigenous polychaetes along the coasts of Italy: a critical review

Joachim LANGENECK¹, Marco LEZZI², Michela Del PASQUA³, Luigi MUSCO⁴, Maria Cristina GAMBI⁴,
Alberto CASTELLI¹ and Adriana GIANGRANDE⁵

¹Department of Biology, University of Pisa, via Derna 1, Pisa, Italy

²ARPAE, Regional Agency for Environmental Prevention and Energy of Emilia-Romagna, Oceanographic Unit Daphne - V. le Vespucci 2, Cesenatico (FC), Italy

³Institute of Environmental Protection and Research (ISPRA), Loc. Brondolo, Chioggia (VE), Italy

⁴Stazione Zoologica Anton Dohrn, Villa Comunale, Napoli, Italy

⁵Laboratory of Marine Biology and Zoology, DiSTeBA, University of Salento, Lecce, Italy

Corresponding author: jlangeneck@biologia.unipi.it

Handling Editor: Argyro ZENETOS

Received: 9 November 2019; Accepted: 11 March 2020; Published on line: 7 May 2020

Abstract

Non-indigenous species (NIS) represent one of the most relevant threats to biodiversity, ecosystem functioning, and human activities, and their occurrence and spread have been the subject of numerous works and revisions. However, the information available is rather confused for several taxa, including polychaetes, which are characterised by having a high number of cryptogenic and questionable species. This work aims at providing a revised checklist of alien polychaetes occurring along the coasts of Italy, based on the examination of newly collected and deposited material and on the critical analysis of published and gray literature, and whenever possible on the re-examination of historical material. Of the 86 polychaete species reported as NIS in Italian waters, 25 are confirmed as alien species, while 3 are cryptogenic, and 40 should be considered questionable. Finally, 18 species were excluded from checklists of non-indigenous species, either because they are native, or because they represent misidentifications of other species. The high number of cryptogenic and questionable species points at the need for molecular studies and taxonomic revisions for the majority of polychaete taxa reported as NIS, in order to clarify their taxonomy, origin, introduction pathways and spreading patterns.

Keywords: Alien species; Annelida; cryptogenic species; Mediterranean Sea.

Introduction

Non-indigenous species (NIS) have become the focus of a number of studies worldwide because of their impact on native assemblages and human activities (Pimentel *et al.*, 2001; Wittenberg & Cock, 2001; Mooney, 2005; Vilá *et al.*, 2010). Regarding the Mediterranean Sea, a number of papers reporting new records and range expansion of NIS are published very frequently, and this information is periodically summarised in annotated checklists, reviews and atlases (e.g. Zenetos *et al.*, 2005a; Galil, 2009; Zenetos *et al.*, 2010; Occhipinti-Ambrogi *et al.*, 2011; Zenetos *et al.*, 2012; Golani *et al.*, 2013; Marchini *et al.*, 2015; Zenetos *et al.*, 2017). A periodical critical review of the information available on non-indigenous species is necessary to correctly assess both the reliability of new records and the actual range of NIS, as well as their impact on native assemblages and possible eradication strategies. CIESM Atlases (Zenetos *et al.*, 2005b; Galil *et al.*,

2008; Golani *et al.*, 2013; Verlaque *et al.*, 2015) represent important and useful sources in summarising all knowledge available about several taxa reported in the Mediterranean Sea. However, the majority of works focus on spread and impact of non-indigenous fish, molluscs, decapod crustaceans and recently macrophytes, whereas the majority of phyla are currently poorly studied, except in the frame of more general works (Zenetos *et al.*, 2005a, 2010, 2017; Occhipinti-Ambrogi *et al.*, 2011). Polychaetes are one of these scarcely studied groups, and even in the well-studied Mediterranean basin, comprehensive revisions of NIS belonging to this group have not yet been published.

The study of non-indigenous species in polychaetes is hindered by several issues mainly pertaining to taxonomy and biogeography in the group. While a number of taxa, including fish and molluscs, showed an increase of newly described species in the 18th and 19th century, which were subsequently put in synonymy in the second

half of the 20th century, polychaetes show a completely different trend. In fact, this group had a first increase of new taxa in the 19th century, and a sudden drop in their number in the first half of the 20th century. This drop was mainly due to the work of the most pre-eminent polychaetologist of that time, Pierre Fauvel (Fauvel, 1923a, 1927), who synonymised the majority of described species with relatively few, allegedly cosmopolitan species. As a consequence, the hypothesis that polychaetes were a low-diversity group with extremely wide species distributions, and thus a poor biogeographical indicator (Ekman, 1953), was not confuted until recently (Fauchald, 1984). In fact, molecular data added new information to the actual diversity of polychaetes, suggesting that it is remarkably higher than traditionally hypothesised (Nygren, 2014). In this frame, it seems obvious that the temporal criteria employed by the CIESM atlases to include a species among the Mediterranean NIS list [“*A species must be a relative newcomer to the Mediterranean Sea, i.e., a) not having appeared before the 1920s for Lessepsian species, ... and b) not before the 1960s for the others (before 1950s for the crustaceans)*”] are not suitable for a revision of non-indigenous polychaetes. The majority of currently valid polychaete species have been described after the 1960s, showing an increase after the 2000s because of the use of molecular techniques and the revamping of taxonomic studies, which had been neglected in previous decades. In fact, several new records for the Mediterranean Sea refer to recently described species, whose taxonomy was clarified only recently (D’Alessandro *et al.*, 2016a; Schimmenti *et al.*, 2016), and new species keep also being discovered in thoroughly investigated coastal environments (Giangrande *et al.*, 2015; Lezzi *et al.*, 2016a; Langeneck *et al.*, 2017; Lezzi, 2017; Lezzi & Giangrande, 2018a). Moreover, several genera including a single, or few, described species with an extremely wide distribution are likely to represent species complexes (Westheide & Schmidt, 2003; Langeneck *et al.*, 2019a). It appears clear, therefore, that any temporal criterion applied to define a non native polychaete is subject to mistakes and ultimately arbitrary. This uncertain, often quickly developing, and sometimes complex taxonomy implies that several of the alleged polychaete NIS should be considered cryptogenic or questionable, rather than truly alien (Carlton, 1996; Çinar, 2013). The problem of cryptogenic species is not negligible with regards to polychaetes, as in Çinar’s (2013) review on polychaete NIS worldwide approximately 17% of the species are considered cryptogenic. If the definition of NIS was restricted only to the species whose native range and spatio-temporal dynamics of invasion are precisely known, this percentage would turn out to be far higher. A critical revision of non-indigenous polychaetes in Italian waters, therefore, cannot stem from a univocal temporal criterion, but should rely on a critical evaluation of taxonomy, biogeography and ecology of each single species.

Polychaetes usually represent a major component of benthic assemblages in the marine environment, and their identification is crucial in order to have a clearer idea of biodiversity and to understand ecosystem func-

tioning. Moreover, the correct identification of NIS is one of the key points of the recently developed Marine Strategy Framework Directive (MSFD), with which all members of the European Union should comply (Olenin *et al.*, 2010), and of the IAS Regulation (EU Regulation 1143/2014) that fulfils the Target 5 of the EU 2020 Biodiversity Strategy. In this frame, the Italian Peninsula is a particularly important area in the Mediterranean basin, as it represents the geographical barrier between the Western and the Eastern sub-basins, thus representing the gateway towards the Western Mediterranean Sea for Lessepsian invaders. Moreover, its central position in the Mediterranean Sea makes it a crossover area sensitive to several invasion pathways (Zenetos *et al.*, 2012; Katsanevakis *et al.*, 2014). A comparative analysis of lists of non-indigenous polychaetes for Italian Seas can however easily highlight discrepancies, which are due to progress in taxonomy and to the range extensions of invaders, but also to the use of different criteria for the definition of NIS (Zenetos *et al.*, 2005a; Castelli *et al.*, 2008; AA.VV., 2011; Zenetos *et al.*, 2017; Servello *et al.*, 2019). The aim of this work is to critically revise the checklist of non-indigenous polychaetes in Italian Seas, based both on the critical evaluation of literature, and on the examination of old and new material, and to present an integrated checklist of polychaete NIS, that can be employed as a baseline for environmental monitoring and for further revisions.

Material and Methods

The critical reappraisal of polychaete xenodiversity in Italian Seas started from the comparison of available and partially discrepant checklists of NIS. We identified eight sources of lists of non-indigenous species, namely: 1) the first annotated list of all Mediterranean NIS (Zenetos *et al.*, 2005a); 2) the most recent checklist of Italian polychaete fauna (Castelli *et al.*, 2008); 3) the Italian NIS list compiled by Occhipinti Ambrogi *et al.* (2011); 4) the atlas of Mediterranean NIS available on the ISPRA platform (AA.VV., 2011) and the 2018 MSFD report (ISPRA, 2019); 5) the reviewed annotated list of all Mediterranean NIS, with following integrations (Zenetos *et al.*, 2010; 2012; 2017); 6) the most recent list of non-indigenous species in the Italian Seas provided by the Italian Society of Marine Biology (GSA SIBM, 2018); 7) the last revision of marine NIS in Italian waters (Servello *et al.*, 2019); 8) the EASIN database. We added to these lists recent new records of polychaetes with type localities outside of the Mediterranean/Eastern Atlantic Ocean, or literature explicitly considering some polychaete species as non-indigenous. Whenever possible, the available material was re-examined, focusing in particular on doubtful records. Non-indigenous polychaetes reported by checklists have been re-analysed thoroughly and further divided in the following four categories:

a) *Alien species*: all species whose status of NIS can be confirmed were assigned to this category.

b) *Cryptogenic species*: following Carlton (1996) we defined cryptogenic all species with reasonably clear tax-

onomy that are not demonstrably native or introduced.

c) *Questionable species*: we regarded as dubious all species of uncertain occurrence in Mediterranean environments; these are chiefly species that have been reported only once in Italian waters, whose records were not supported by morphological studies and lack reference material, and which in most cases are likely to be misidentifications of native species. Following Tsiamis *et al.* (2018) we also included in this category species commonly recorded in Mediterranean environments, but showing discrepancies in morphology and/or ecology that might suggest the occurrence of an overlooked undescribed native species.

d) *Excluded species*: lastly, we excluded from this checklist all native species erroneously reported as NIS, and all species whose report in the Mediterranean Sea is due to misidentification of native species.

The origin of all species was reconstructed on the basis of the type locality, except when available data suggested that the species was already a NIS in its type locality (e.g. Faasse & Giangrande, 2012; Lezzi & Giangrande, 2018a). The biogeographic categories employed were Mediterranean, E Atlantic, W Atlantic, Indian, W Pacific, E Pacific, Arctic and Antarctic (Table 1).

Results

Alien species

Family AMPHINOMIDAE Lamarck, 1818

Linopherus canariensis Langerhans, 1881

= *Linopherus acarunculatus* (Monro, 1937) *sensu* Ben-Eliahu, 1976

Material examined. Castellammare del Golfo, Tyrrhenian Sea (38.0427° N, 12.8733° E), 0.2 m, 06/2013: 2 specimens.

Remarks. Although the type locality of this species is in the North-Eastern Atlantic Ocean (Canary Islands: Langerhans, 1881), its recent appearance in the Eastern part of the Mediterranean Sea (Ben-Eliahu, 1976 as *L. acarunculatus*; Çinar, 2009), and the colonisation dynamics observed (Cosentino & Giacobbe, 2011) strongly support the NIS status of *L. canariensis*. Despite some issues about the taxonomy of the genus, mainly related to an incomplete understanding of intraspecific variability (Peixoto & Santos, 2015), *L. canariensis* seems to thrive chiefly in enriched, potentially hypoxic environments (Cosentino & Giacobbe, 2011), and is still rarely reported along Italian coasts. The current new record from the Gulf of Castellammare (southern Tyrrhenian Sea) represents the second occurrence of the species in Italian waters and considerably extends its distribution.

Family CAPITELLIDAE Grube, 1862

Notomastus aberans Day, 1957

Material examined. Porto Pozzo, Sardinia, Tyrrhenian Sea (41.1891° N, 9.2858° E), 0.2 m, 07/2015: 1 specimen. Monfalcone, Gulf of Trieste, Adriatic Sea (45.7463° N, 13.5854° E), 15 m, 10/1995: 7 specimens.

Remarks. *Notomastus aberans* is a widespread species along the Italian coast, occurring in muddy sediment of harbour environments and organically enriched substrata. It was firstly recorded by Harmelin (1968) after its description from South Africa (Day, 1957). Harmelin (1969) found this species on *Halophila stipulacea* beds in the Eastern Mediterranean Sea (Crete) and on SFBC biocoenoses *sensu* Pérès and Picard (1964) in the western Mediterranean Sea. The absence of records of morphologically compatible specimens in the XIX and early XX century (see Claparède, 1868; 1870; Lo Bianco, 1893; Fauvel, 1927; Fauvel, 1940) suggests that the species was introduced and had a rapid expansion throughout the Mediterranean basin in the second half of the 20th century. Along the Italian coast, *N. aberans* was first recorded during the 1980s (Gravina & Somaschini, 1990). The species is currently widespread in all Italian seas (Castelli *et al.*, 2008).

Family CIRRATULIDAE Carus, 1863

Chaetozone corona Berkeley & Berkeley, 1941

Material examined. Mar Grande of Taranto, Ionian Sea (40.4340° N, 17.2387° E), 12 m, 03/2018: 2 specimens.

Remarks. Chambers *et al.* (2011) doubt the validity of the Mediterranean records and the presence of the species in the Mediterranean (mainly on the basis of its Pacific distribution) but Le Garrec *et al.* (2017) present evidence of a wide distribution of the species in the Bay of Biscay, suggesting that *C. corona* is an established alien species along the coasts of Europe and was probably introduced via shipping from its native distribution.

The first Mediterranean records of *C. corona* come from muddy sand in the Izmir Bay (Çinar & Ergen, 2007), where it reaches densities that vary from 10 to 70 ind/m². However, Çinar & Ergen (2007) suggested that past records (from 1989), wrongly assigned to *Chaetozone setosa* McIntosh, 1911, reached densities of 430 ind/m². Grossi *et al.* (2017) recorded the same species in muddy and sandy bottoms along the Adriatic coast, with densities of 30 ind/m² in north Adriatic and 500 ind/m² in the harbour of Bari. Other records made by Munari *et al.* (2017) showed its occurrence in the Tyrrhenian sea.

Despite its recently reported abundance, *C. corona* was not recorded and/or described in the past centuries (e.g. Claparède 1868; 1870, Lo Bianco 1893). Nor did Fauvel (1940), whose study was focused in the Adriatic polychaetes, find a similar species, finding instead only *C. setosa*. Given the difference between the two species (absence of eyes in *C. setosa*, with hooks starting far from the anterior end), and the presence of individuals morphologically close to *C. setosa* along the Italian coast (ML & JL pers. Obs.), it is possible to speculate that *C. corona* was introduced after the 1930s. In addition to the absence of historical observations, the species shares an ecology with other NIS (opportunistic species occurring in polluted areas and harbour environments), and showed high densities that are compatible to the strong population blooms that are often observed in NIS. It can be therefore considered an established NIS in European waters.

Table 1. Comparison between different lists of polychaete NIS occurring in Italian waters. The origin was based on the type locality, except in cases where contrasting evidence is available. A= alien; C= cryptogenic; Q= questionable; E (nat.)= Excluded because native; E (mis.)= Excluded because misidentification or mis-spelling; (abs.)= absent from the checklist; n.a.= not available. Confirmed alien species in bold. Species marked with a star are confirmed as NIS in other Mediterranean areas.

Species	Origin	Zenetos <i>et al.</i> (2005a)	Castelli <i>et al.</i> (2008)	Zenetos <i>et al.</i> (2010; 2012; 2017)	Occhipinti Ambrogi <i>et al.</i> (2011)	ISPRA (2011; 2019)	GSA SIBM (2018)	Servello <i>et al.</i> (2019)	EASIN (update 2019)	This work
ALCIOPIDAE										
<i>Rhynchonereella petersi</i>	E Atlantic	(abs.)	A	(abs.)	(abs.)	(abs.)	(abs.)	(abs.)	(abs.)	E (nat.)
AMPHARETIDAE										
<i>Isolda pulchella</i>	W Atlantic	(abs.)	A	A	A	A	(abs.)	(abs.)	A	Q
AMPHINOMIDAE										
<i>Eurythoe complanata</i>	W Atlantic	Q	E (nat.)	A	(abs.)	A	(abs.)	C	C	Q
<i>Linopherus canariensis</i>	E Atlantic	A	(abs.)	A	A	A	A	A	A	A
<i>Notopygos crinita</i>	W Atlantic	Q	(abs.)	A	A	A	(abs.)	A	(abs.)	E (mis.)
<i>Notopygos megalops</i>	W Atlantic	(abs.)	A	(abs.)	(abs.)	(abs.)	(abs.)	(abs.)	Q	Q
CAPITELLIDAE										
<i>Letochirides australis</i>	W Pacific	A	A	A	A	A	A	A	A	Q
<i>Mediomastus capensis</i>	E Atlantic	Q	A	A	A	C	(abs.)	(abs.)	Q	Q
<i>Neopseudocapitella brasiliensis</i>	W Atlantic	A	A	A	A	A	(abs.)	(abs.)	A	Q
<i>Notomastus aberans</i>	Indian	(abs.)	A	A	A	A	(abs.)	A	A	A
CIRRATULIDAE										
<i>Chaetozone corona</i>	E Pacific	(abs.)	(abs.)	(abs.)	(abs.)	(abs.)	A	A	C	A
<i>Kirkegaardia dorsobranchialis</i>	E Atlantic	Q	E (nat.)	(abs.)	(abs.)	(abs.)	(abs.)	(abs.)	(abs.)	E (mis.)
DORVILLEIDAE										
<i>Dorvillea similis</i>	Indian	(abs.)	(abs.)	A	(abs.)	(abs.)	(abs.)	A	A	A
<i>Ophryotrocha diadema</i>	E Pacific	(abs.)	A	A	A	(abs.)	A	A	A	A
<i>Ophryotrocha japonica</i>	W Pacific	A	A	A	A	A	A	A	A	A
<i>Protodorvillea egena</i>	E Atlantic	Q	A	A	A	A	(abs.)	(abs.)	Q	Q

continued

Table 1 continued

Species	Origin	Zenetos <i>et al.</i> (2005a)	Castelli <i>et al.</i> (2008)	Zenetos <i>et al.</i> (2010; 2012; 2017)	Occhipinti Ambroggi <i>et al.</i> (2011)	ISFRA (2011; 2019)	GSA SIBM (2018)	Servello <i>et al.</i> (2019)	EASIN (update 2019)	This work
EUNICIDAE										
<i>Eunice floridana</i>	W Atlantic	(abs.)	E (nat.)	Q	(abs.)	(abs.)	(abs.)	(abs.)	(abs.)	Q
* <i>Leodice antennata</i>	Indian	(abs.)	E (nat.)	A	(abs.)	(abs.)	(abs.)	A	A	Q
<i>Lysidice collaris</i>	Indian	Q	A	A	A	A	(abs.)	A	A	A
<i>Lysidice hebes</i>	W Atlantic	(abs.)	(abs.)	(abs.)	(abs.)	(abs.)	(abs.)	(abs.)	(abs.)	E (mis.)
FABRICIIDAE										
<i>Fabriciella ghardaqa</i>	Indian	A	A	A	A	A	(abs.)	A	A	Q
<i>Novafabricia infratorquata</i>	W Atlantic	(abs.)	A	A	A	A	(abs.)	(abs.)	A	Q
FLABELLIGERIDAE										
<i>Diplocirrus hirsutus</i>	E Atlantic	(abs.)	(abs.)	(abs.)	(abs.)	Q	(abs.)	(abs.)	(abs.)	Q
GLYCERIDAE										
<i>Glycera capitata</i>	E Atlantic	(abs.)	(abs.)	(abs.)	(abs.)	Q	(abs.)	(abs.)	A (loc.)	E (mis.)
HESIONIDAE										
<i>Leocrates chinensis</i>	W Pacific	(abs.)	E (nat.)	Q	(abs.)	(abs.)	(abs.)	(abs.)	Q	E (mis.)
<i>Podarkeopsis capensis</i>	E Atlantic	(abs.)	E (nat.)	A	(abs.)	(abs.)	(abs.)	A	A	Q
LUMBRINERIDAE										
<i>Abyssoninoe hibernica</i>	E Atlantic	(abs.)	(abs.)	(abs.)	(abs.)	Q	(abs.)	(abs.)	(abs.)	E (nat.)
<i>Gallardoneris iberica</i>	E Atlantic	(abs.)	(abs.)	(abs.)	(abs.)	Q	(abs.)	(abs.)	(abs.)	E (nat.)
<i>Lumbrinerides acutiformis</i>	W Pacific	(abs.)	A	A	A	A	(abs.)	A	(abs.)	Q
<i>Lumbrinerides neogesae</i>	E Atlantic	A	A	A	A	A	(abs.)	A	A	Q
<i>Lumbrineris acutifrons</i>	E Atlantic	(abs.)	(abs.)	(abs.)	(abs.)	A	(abs.)	(abs.)	A	E (mis.)
<i>Lumbrineris perkinsi</i>	W Atlantic	A	A	A	(abs.)	A	(abs.)	A	A	Q
<i>Lumbrineris pinaster</i>	E Atlantic	(abs.)	(abs.)	(abs.)	(abs.)	Q	(abs.)	(abs.)	(abs.)	E (nat.)
MALDANIDAE										

continued

Table 1 continued

Species	Origin	Zenetos <i>et al.</i> (2005a)	Castelli <i>et al.</i> (2008)	Zenetos <i>et al.</i> (2010; 2012; 2017)	Occhipinti Ambrogi <i>et al.</i> (2011)	ISPRA (2011; 2019)	GSA SIBM (2018)	Servello <i>et al.</i> (2019)	EASIN (update 2019)	This work
<i>Metastychis gotoi</i>	W Pacific	A	A	A	(abs.)	A	(abs.)	A	A	Q
NEREIDAE										
<i>Neanthes agulhana</i>	E Atlantic	(abs.)	(abs.)	A	A	A	(abs.)	A	A	Q
<i>Nereis jacksoni</i>	W Pacific	(abs.)	E (nat.)	A	(abs.)	(abs.)	(abs.)	A	A	A
* <i>Nereis persica</i>	Indian	A	(abs.)	A	(abs.)	A	(abs.)	(abs.)	A	Q
<i>Playnereis cf. australis</i>	W Pacific	Q	A	A	A	A	(abs.)	(abs.)	(abs.)	Q
<i>Pseudonereis anomala</i>	Indian	A	(abs.)	A	(abs.)	A	A	A	A	A
OENONIDAE										
<i>Oenone cf. fulgida</i>	Indian	A	E (nat.)	A	(abs.)	(abs.)	(abs.)	(abs.)	A	Q
ONUPHIDAE										
<i>Diopatra hupferiana</i>	E Atlantic	Q	A	A	A	A	(abs.)	A	A	Q
<i>Longibrachium atlanticum</i>	W Atlantic	A	A	A	A	A	(abs.)	(abs.)	C	Q
ORBINIDAE										
<i>Naineris setosa</i>	W Atlantic	(abs.)	(abs.)	(abs.)	(abs.)	(abs.)	A	A	A	A
PARAONIDAE										
<i>Levinsenia demiri</i>	Mediterranean	(abs.)	(abs.)	(abs.)	(abs.)	Q	(abs.)	(abs.)	(abs.)	E (nat.)
<i>Paraonis fragilis</i>	W Atlantic	(abs.)	(abs.)	(abs.)	(abs.)	(abs.)	(abs.)	(abs.)	(abs.)	C
PLARGIDAE										
<i>Sigambra parva</i>	Indian	(abs.)	(abs.)	A	(abs.)	Q	(abs.)	(abs.)	A	Q
PHYLLODOCIDAE										
<i>Hesionura serrata</i>	Indian	(abs.)	(abs.)	A	(abs.)	A	(abs.)	A	A	Q
SABELLIDAE										

continued

Table 1 continued

Species	Origin	Zenetos <i>et al.</i> (2005a)	Castelli <i>et al.</i> (2008)	Zenetos <i>et al.</i> (2010; 2012; 2017)	Occhipinti Ambrogi <i>et al.</i> (2011)	ISPR (2011; 2019)	GSA SIBM (2018)	Servello <i>et al.</i> (2019)	EASIN (update 2019)	This work
<i>Amphicorina pectinata</i>	W Pacific	A	A	A	A	A	(abs.)	(abs.)	A	Q
<i>Bispira polyomma</i>	Unknown	(abs.)	(abs.)	(abs.)	(abs.)	(abs.)	(abs.)	(abs.)	A	A
<i>Branchionomma bairdi</i>	W Atlantic	(abs.)	(abs.)	A	(abs.)	A	(abs.)	(abs.)	A	A
<i>Branchionomma boholense</i>	W Pacific	(abs.)	(abs.)	(abs.)	(abs.)	(abs.)	A	A	A	A
<i>Branchionomma luctuosum</i>	Indian	A	A	A	A	A	A	A	A	A
<i>Destemona ornata</i>	Indian	A	A	A	A	A	A	A	A	A
<i>Acromegalomma claparedei</i>	Indian	(abs.)	A	A	A	A	(abs.)	(abs.)	A	Q
<i>Acromegalomma vesticulosum</i>	E Atlantic	(abs.)	(abs.)	(abs.)	(abs.)	Q	(abs.)	(abs.)	(abs.)	E (mis.)
SCALIBREGMATIDAE										
<i>Hyboscolex longiseta</i>	Indian	(abs.)	A	Q	A	A	(abs.)	(abs.)	Q	Q
SERPULIDAE										
<i>Ficopomatus enigmaticus</i>	W Pacific	A	A	A	(abs.)	A	A	A	A	A
<i>Hydroides dianthus</i>	Mediterranean	C	A	A	(abs.)	A	(abs.)	(abs.)	A	E (nat.)
<i>Hydroides dirampha</i>	Unknown	C	A	A	(abs.)	A	A	A	C	A
<i>Hydroides elegans</i>	Unknown	C	A	A	(abs.)	A	A	A	C	A
<i>Hydroides cf. inornata</i>	Indian	A	(abs.)	A	(abs.)	A	(abs.)	(abs.)	(abs.)	Q
<i>Hydroides sanctaerueis</i>	W Atlantic	(abs.)	(abs.)	(abs.)	(abs.)	(abs.)	(abs.)	(abs.)	(abs.)	E (mis.)
<i>Pileolaria berkeleyana</i>	E Pacific	A	A	A	A	A	(abs.)	A	A	A
<i>Spirobranchus tetraceros s.l.</i>	Unknown	A	(abs.)	A	(abs.)	A	A	A	A	A
<i>Spirorbis marioni</i>	E Pacific	A	A	A	A	A	A	A	A	A
SPIONIDAE										
<i>Dispio uncinata</i>	E Pacific	E (nat.)	A	A	(abs.)	(abs.)	(abs.)	(abs.)	A	Q
<i>Polydora colonia</i>	W Atlantic	(abs.)	(abs.)	A	A	A	(abs.)	A	A	Q
<i>Polydora cornuta</i>	W Atlantic	A	(abs.)	A	(abs.)	A	(abs.)	A	A	A
* <i>Priotospio pulchra</i>	W Pacific	A	(abs.)	A	(abs.)	(abs.)	(abs.)	(abs.)	A	Q
<i>Priotospio pygmaea</i>	E Pacific	A	A	A	A	A	(abs.)	A	A	Q

continued

Table 1 continued

Species	Origin	Zenetos <i>et al.</i> (2005a)	Castelli <i>et al.</i> (2008)	Zenetos <i>et al.</i> (2010; 2012; 2017)	Occhipinti Ambrogi <i>et al.</i> (2011)	ISFRA (2011; 2019)	GSA SIBM (2018)	Servello <i>et al.</i> (2019)	EASIN (update 2019)	This work
<i>*Pronospio sexoculata</i>	E Atlantic	(abs.)	E (nat.)	A	(abs.)	(abs.)	(abs.)	(abs.)	A	Q
<i>Pseudopolydora paucibranchiata</i>	W Pacific	(abs.)	(abs.)	A	(abs.)	(abs.)	(abs.)	A	A	A
SYLLIDAE										
<i>Erinaceusyllis belizensis</i>	W Atlantic	(abs.)	(abs.)	(abs.)	(abs.)	(abs.)	(abs.)	(abs.)	(abs.)	Q
<i>Erinaceusyllis serratosetosa</i>	W Pacific	(abs.)	(abs.)	(abs.)	(abs.)	(abs.)	(abs.)	A	A	Q
<i>Streptosyllis arenae</i>	W Atlantic	Q	A	(abs.)	(abs.)	A	(abs.)	(abs.)	(abs.)	E (mis.)
<i>Syllis alosae</i>	W Atlantic	(abs.)	A	A	(abs.)	(abs.)	(abs.)	(abs.)	Q	Q
<i>Syllis lytlebergi</i>	Indian	(abs.)	(abs.)	A	A	A	(abs.)	A	A	A
<i>Syllis pectinans</i>	W Pacific	(abs.)	(abs.)	A	(abs.)	(abs.)	A	A	A	A
<i>Trypanosyllis gigantea</i>	Antarctic	(abs.)	A	(abs.)	(abs.)	(abs.)	(abs.)	(abs.)	(abs.)	E (mis.)
TEREBELLIDAE										
<i>Loimia medusa</i>	Indian	(abs.)	A	Q	A	A	(abs.)	A	Q	Q
<i>Paramphitrite birulai</i>	Arctic	(abs.)	(abs.)	(abs.)	(abs.)	(abs.)	(abs.)	A	(abs.)	C
<i>Pista unibranchia</i>	Indian	A	A	A	A	A	(abs.)	A	A	Q
<i>Pistella tornensis</i>	E Atlantic	(abs.)	(abs.)	(abs.)	(abs.)	A	(abs.)	(abs.)	(abs.)	Q
<i>Streblosoma comatus</i>	E Pacific	(abs.)	(abs.)	A	A	A	(abs.)	A	A	E (mis.)
<i>Streblosoma heslei</i>	Indian	A	A	(abs.)	(abs.)	(abs.)	(abs.)	(abs.)	(abs.)	E (mis.)
<i>Streblosoma pseudocomatus</i>	Unknown	(abs.)	(abs.)	(abs.)	(abs.)	(abs.)	(abs.)	(abs.)	(abs.)	C
Alien species		26	39	57	32	48	16	43	51	25
Cryptogenic species		n.a.	n.a.	n.a.	n.a.	1	n.a.	1	5	3
Questionable species		9	n.a.	4	n.a.	8	n.a.	n.a.	7	40

Family DORVILLEIDAE Chamberlin, 1919

Dorvillea similis (Crossland, 1924)

Material examined. La Spezia, Ligurian Sea (44.0824° N, 9.8277° E), 0.5 m, 06/2018: 11 specimens. Capraia Island, Tyrrhenian Sea (43.0513° N, 9.8367° E), 1 m, 05/2019: 6 specimens.

Remarks. This species was described for artificial docks off Suez (Crossland, 1924). The first record in Southern Turkey by Çinar (2009) suggests that the species is already widespread in the Eastern Mediterranean Sea. Afterwards *D. similis* was reported for the Eastern Aegean Sea (Corsini-Foka *et al.*, 2015). The species was found in Italian waters very recently (Dragičević *et al.*, 2019); its occurrence is confirmed here by further records in the Ligurian Sea, which backdate its occurrence at least to 2018. However it is not unlikely that the species is already widespread in Italian waters, and that its occurrence has been overlooked due to similarities with the native *Dorvillea rubrovittata* (Grube, 1855), from which it can be surely distinguished only by examination of the jaw apparatus, especially in the case of fixed individuals (Dragičević *et al.*, 2019).

Ophryotrocha diadema Åkesson, 1976

Remarks. The species was found only at Porto Empedocle, but its being reported in three consecutive years suggests that it has established a self-sustaining population (Simonini *et al.*, 2009). The identity of this species was checked through experimental crossing with a Pacific strain of *O. diadema*. It is possible that this species is now more widespread along Italian coasts, but the lack of studies dealing with the taxonomy of *Ophryotrocha* in the last years hindered its detection.

Ophryotrocha japonica Paxton & Åkesson, 2010

Remarks. According to Simonini *et al.* (2009) the species is now widespread along the whole Italian peninsular coastline, missing only in Sardinia and Sicily. Interfertility with Pacific strains of *O. japonica* confirms the identity of this species that, unlike *O. diadema*, should be considered a successful invader of Italian harbours.

Family EUNICIDAE Berthold, 1827

Lysidice collaris Grube, 1870

Material examined. Capraia Island, Tyrrhenian Sea (43.0390° N, 9.8466° E), 5 m, 06/2014: 1 specimen; Castellammare del Golfo, Tyrrhenian Sea (38.04274° N, 12.87332° E), 0.2 m, 06/2013: 2 specimens.

Additional material: ***Lysidice margaritacea*** Claparède, 1868 – Menorca, Balearic Sea (39.9517° N, 3.8184° E), 5 m, 06/2014: 6 specimens. Stintino, Sardinia, Sea of Sardinia (40.8724° N, 8.2113° E), 5 m, 06/2014: 7 specimens. Calafuria, Tyrrhenian Sea (43.4650° N, 10.3414° E), 0.5 m, 11/2012: 1 specimen; 05/2013: 1 specimen.

Remarks. Kurt Şahin & Çinar (2009) highlighted the occurrence in the Mediterranean Sea of two similar species traditionally referred to as *L. collaris*, redescribing *L. collaris* (based on Red Sea individuals) and *Lysidice margaritacea* Claparède, 1868 (native). These two species can be distinguished mainly on the basis of the num-

ber of teeth on the Maxillae II, the number of teeth on pectinate chaetae and the length of the compound chaetae (Kurt Şahin & Çinar, 2009). Where the majority of material from Italian coasts examined should be assigned to *L. margaritacea*, nevertheless most of the specimens belonging to the genus *Lysidice* reported as borers in *Posidonia oceanica* sheaths, in meadows of the island of Ischia (Gulf of Naples) (Vasapollo & Gambi, 2015), as well as some individuals collected in other Tyrrhenian localities, actually belong to *L. collaris*.

Family NEREIDIDAE Blainville, 1818

Nereis jacksoni Kinberg, 1866

Material examined. Castellammare del Golfo, Tyrrhenian Sea (38.04274° N, 12.87332° E), 0.2 m, 06/2013: 2 specimens.

Remarks. This Indo-Pacific species is considered alien in the Mediterranean Sea. Although some records may refer to misidentifications of the native *Nereis funchalensis* Langerhans, 1880 and *Nereis usticensis* Cantone, Catalano & Badalamenti, 2003 (Viéitez *et al.*, 2004; Gravina *et al.*, 2016), Gravina *et al.* (2016) report several specimens of *N. jacksoni* for the Adriatic and Tyrrhenian Sea. The new record confirms the occurrence of this species in the Tyrrhenian Sea. The distribution of *N. jacksoni* along the Italian coasts is still uncertain, due to possible confusions with other *Nereis* with multidentate homomorph falcigers.

Pseudonereis anomala Gravier, 1900

Remarks. This species has been reported for Italian waters only recently (D'Alessandro *et al.*, 2016b). In the Eastern Mediterranean Sea it is a successful and widespread Lessepsian immigrant, that showed the capability to overcompete native Nereididae in coastal environments (Çinar & Altun, 2007). Its spread along Italian coasts deserves a close monitoring.

Family ORBINIIDAE Hartman, 1942

Naineris setosa Verrill, 1900

Material examined. Livorno port, Tyrrhenian Sea (43.5491° N, 10.2968° E), 1 m, 11/2015: 3 specimens; 1 m, 04/2016: 2 specimens; 3 m, 04/2016: 3 specimens; 1 m, 10/2019: 4 specimens. Mar Grande of Taranto, Ionian Sea (40.43402° N, 17.23872° E), 12 m, 03/2019: 1 specimen.

Remarks. After the first record in a semi-enclosed environment at Brindisi (Blake & Giangrande, 2011), the species has been reported for Boughrara Lagoon, in Tunisia (Khedri *et al.*, 2014) and later for Santa Gilla Lagoon (Sardinia, Tyrrhenian Sea) (Atzori *et al.*, 2016). Data hereby presented allow to extend its distribution to Taranto (Ionian Sea) and Livorno (Tyrrhenian Sea). Until now the species has been reported chiefly from ports or areas close to port environments, and its occurrence is likely related to shipping or aquaculture, even though the actual vector is yet unknown. The observation of juvenile specimens in fouling communities of the port of Livorno (Tempesti *et al.*, 2020) suggests that hull fouling might have contributed to the spreading of this highly toler-

ant, opportunistic species across port areas in the whole Mediterranean Sea, as already suggested by Atzori *et al.* (2016). On the other hand, although the first Mediterranean record of the species refers to aquaculture plants (Blake & Giangrande, 2011), and the Taranto specimen was found under fish farm cages, this introduction pathway could be easily excluded for Tunisian and Tyrrhenian localities due to the absence of important fish farms in their proximity. This species might actually be more widespread in the Mediterranean Sea, but its occurrence might have been overlooked due to its resemblance to the native *Naineris laevigata* (Grube, 1855).

Family SABELLIDAE Latreille, 1825

Bispira polyomma Faasse & Giangrande, 2012 (Fig. 1)

Material examined. Chioggia, Venice Lagoon, Adriatic Sea (45.2195° N, 12.2647° E), 3 m, 09/2014: 1 specimen.

Remarks. The only available specimen corresponds well to the original description, and *B. polyomma* is the only species of *Bispira* Krøyer, 1856 with six rows of radiolar eyes and six-eight coloured bands (in correspondence to radiolar eyes) on the crown (Faasse & Giangrande, 2012). This is the first Mediterranean record of this species, previously reported for the South-Western coast of the Netherlands (Faasse & Giangrande, 2012), even if records of *Bispira fabricii* (Krøyer, 1856) from

ports of Normandy (France) (Breton, 2014) are likely to be referred to this species. Although the origin of the species is currently unknown, in Atlantic transitional environments it showed population dynamics typical of invasive species (Faasse & Giangrande, 2012), and for this reason its spread in Mediterranean environments should be closely monitored. The invasion pathways for this species are currently unknown, even if Faasse & Giangrande (2012) suggested that it might have been introduced either through hull fouling or with oyster trade. Both pathways could easily explain its occurrence in the Venice Lagoon.

Branchiomma bairdi (McIntosh, 1885)

Material examined. Villa Igiea, Sicily, Southern Tyrrhenian Sea (38.1451° N, 13.3721° E), 1 m, 07/2016: 1 specimen. Marina di Ragusa, Sicily, Strait of Sicily (36.7800° N, 14.5483° E), 1 m, 09/2016: 3 specimens. Port Vell, Barcelona, Spain, Balearic Sea (41.3778° N, 2.1869° E), 1 m, 11/2016: 3 specimens. Alicante, Spain, Balearic Sea (38.3407° N, 0.4806° W), 1 m, 11/2016: 1 specimen.

Remarks. *Branchiomma bairdi*, native of the Great Caribbean Region (McIntosh, 1885), was first recorded in the Mediterranean Sea by Çinar (2009) for the Southern coast of Turkey (Levantine Sea, eastern Mediterranean). This species was later recorded along the Italian coasts by Giangrande *et al.* (2012) in Faro coastal lake (Messina, Ionian Sea). However, the re-examination of this material revealed it to be *B. boholense*, as did all the subsequent Italian records of *B. bairdi* for the Tyrrhenian and Adriatic Sea (Arias *et al.*, 2013; Stabili *et al.*, 2014) which was revised by combining morphological and molecular data (Del Pasqua *et al.*, 2018). Although *Branchiomma bairdi* and *B. boholense* are difficult to distinguish relying only on morphological data, especially on dead material (Del Pasqua *et al.*, 2018), through an identification based only on morphological inferences, present data confirm the occurrence of *B. bairdi* along the Sicilian coasts (Villa Igiea and Marina di Ragusa, Southern Tyrrhenian Sea and Strait of Sicily, respectively).

Branchiomma boholense (Grube, 1878)

Material examined. Livorno port, Tyrrhenian Sea (43.5491° N, 10.2968° E), 0.5 m, 10/2014: 1 specimen; 1 m, 04/2016: 132 specimens. Lacco Ameno, Ischia Island, Tyrrhenian Sea (40.7530° N, 13.8908° E), 2.5 m, 2012: 8 specimens. Sant'Anna, Ischia Island, Tyrrhenian Sea (40.7269° N, 13.9606° E), 2.5 m, 2012: 14 specimens. Castello Aragonese, Ischia Island, Tyrrhenian Sea (40.7317° N, 13.9638° E), 2.5 m, 2012: 6 specimens. Mar Grande of Taranto, Ionian Sea (40.43402° N, 17.23872° E), 2 m, 04/2015: 9 specimens.

Remarks. This species was first recorded in the Mediterranean Sea off the cost of Israel in 1927 (Knight-Jones *et al.*, 1991), and the first record for the central Mediterranean Sea (Malta) dates back to 1929. This is therefore one of the first non-indigenous polychaetes occurring in the Mediterranean Sea, although it has been correctly identified only recently (Knight-Jones *et al.*, 1991). Later, all the reports of *B. boholense* for the Mediterranean



Fig. 1: *Bispira polyomma* Faasse & Giangrande, 2012 sampled off Chioggia. A: branchial crown, showing several rows of radiolar eyes; B: body without the branchial crown.

were considered questionable and corrected as *B. bairdi* (Çinar, 2005; 2009; Giangrande *et al.*, 2012). Recently, a combined morphological and molecular study by Del Pasqua *et al.* (2018) clarified the taxonomic status of *B. boholense* in the Mediterranean Sea and along the Italian coasts, revealing that the previous records of this species for the Tyrrhenian Sea and the South Adriatic Sea (Arias *et al.*, 2013a; Stabili *et al.*, 2014), erroneously identified as *B. bairdi*, should represent *B. boholense*.

Based on bibliographical data, *B. boholense* remained restricted to the Southern and Eastern Mediterranean Sea for several decades (Knight-Jones *et al.*, 1991); its recent expansion northwards (Giangrande *et al.*, 2012; Arias *et al.*, 2013a; Del Pasqua *et al.*, 2018) has been most likely fostered by the current phenomenon of meridionalisation of the Mediterranean Sea. The subtropical affinity of the species is consistent with its recruitment occurring in summer (Lezzi *et al.*, 2016b, as *B. bairdi*), contrasting with many native sabellid species recruiting in winter (Lezzi & Giangrande, 2018b).

Along the Italian coasts *B. boholense* is particularly abundant in confined zones and areas degraded by anthropogenic impacts, including naturally acidified waters (Arias *et al.*, 2013a). In the Tyrrhenian Sea this species was also collected on *Posidonia oceanica* patches and dead matter covered with *Caulerpa prolifera*, as well as below a mussel (*Mytilus galloprovincialis*) aquaculture system (Arias *et al.*, 2013a). *Branchiomma boholense* is an opportunistic species characterised by an annual life cycle and by quick population dynamics (Lezzi *et al.*, 2016b); although this is one of the first species to colonise clean artificial substrate, it is also able to thrive on mature fouling, thus successfully competing with other structuring filter feeders as *M. galloprovincialis* (Lezzi & Giangrande, 2018b).

***Branchiomma luctuosum* Grube, 1869**

Material examined. Santa Giusta Pond, Sea of Sardinia (39.8715° N, 8.5830° E), 2 m, 11/2002: 28 specimens. Livorno port, Tyrrhenian Sea (43.5491° N, 10.2968° E), 1 m, 04/2016: 9 specimens; 11/2018: 15 specimens. Tortoli Pond, Tyrrhenian Sea (39.9522° N, 9.6825° E), 0.5 m, 05/2016: 10 specimens. Ustica Island, Tyrrhenian Sea (38.6924° N, 13.1756° E), 5 m, 04/2014: 8 specimens.

Remarks. The first record of this species for the Mediterranean Sea dates back to 1978–1979 along the Italian coasts (Lago Lucrino, Tyrrhenian Sea) (Knight-Jones *et al.*, 1991). Since then, the species has been recorded frequently along all Italian coasts, as well as in some other Mediterranean localities (Çinar *et al.*, 2006; El Haddad *et al.*, 2012; Faulwetter *et al.*, 2017). While in Italian waters *B. luctuosum* is extremely widespread, and shows the features of a true invasive species (Licciano *et al.*, 2002), in other Mediterranean countries this species does not seem to have a great invasion success, and records are still scattered.

Although the majority of records refer to highly impacted environments, chiefly ports, *B. luctuosum* has been found also in pristine environments (for instance on *Cystoseira*-dominated assemblages) and in brackish ponds,

where it can also colonise soft bottoms. This seems to be an opportunistic, highly euryhaline species, showing the ability to successfully colonise a wide range of environments. As in *B. boholense*, recruitment occurs in summer, but *B. luctuosum* is characterised by a longer life cycle, spanning at least two years (Mastrototaro *et al.*, 2015).

***Desdemona ornata* Banse, 1957**

Material examined. Calich Pond, Sardinia, Sea of Sardinia (40.5972° N, 8.2954° E), 1 m, 03/1995: 5 specimens. Casaraccio Pond, Sardinia, Sea of Sardinia (40.9125° N, 8.2198° E), 1 m, 06/1994: 4 specimens; 03/1995: 164 specimens. Salina di Portoferraio, Elba Island, Tyrrhenian Sea (42.8036° N, 10.3176° E), 0.5 m, 09/1985: 3 specimens. Livorno, Tyrrhenian Sea (43.5491° N, 10.2968° E), 3 m, 04/2016: 4 specimens.

Remarks. This species has been recorded for the first time in a transitional environment on Elba Island, Tyrrhenian Sea (Lardicci & Castelli, 1986) and subsequently reported for the mouth of the Magra River (Ligurian Sea) (Morri *et al.*, 1990), Calich and Casaraccio ponds (Sea of Sardinia) (Castelli *et al.*, 1996; Martinelli *et al.*, 1997) and for the Venice Lagoon (Adriatic Sea) (Maggiore & Keppel, 2007; Prevedelli *et al.*, 2007; Tagliapietra *et al.*, 2016). The species appears restricted to brackish and enclosed environments, but it is now widespread in European waters (Faasse, 2016).

This is a small, opportunistic species that has quick, explosive population dynamics (Rossi, 2002), and whose abundance can strongly vary between different microhabitats and different years (Martinelli *et al.*, 1997; 1999). The introduction pathway is currently unknown, but the pattern observed (with the first record in brackish environments of the Mediterranean, and a later detection on the European Atlantic coast) recalls that of other invaders associated with oyster farming, like the bryozoans *Tricellaria inopinata* d'Hondt & Occhipinti-Ambrogi, 1985 (Dyrynda *et al.*, 2000). The first introduction in European water might be due to ballast waters, and mussel and oyster farming may have worked as possible secondary dispersal vectors.

Family SERPULIDAE Rafinesque, 1815

***Ficopomatus enigmaticus* (Fauvel, 1923)**

Material examined. Calich Pond, Sea of Sardinia (40.5972° N, 8.2954° E), 0.5 m, 05/2012: 25 specimens; 0.2 m, 05/2013: 10 specimens. Viareggio port, Tyrrhenian Sea (43.8636° N, 10.2408° E), 0.2 m, 05/2012: 15 specimens. Fiume Morto, Pisa, Tyrrhenian Sea (43.7341° N, 10.2833° E), 0.2 m, 04/2009: 25 specimens; Navicelli Canal, Pisa, Tyrrhenian Sea (43.6481° N, 10.3587° E), 0.5 m, 06/2013: 35 specimens; 01/2014: 68 specimens; 05/2014: 25 specimens; 1 m, 11/2018: 10 specimens. Livorno port, Tyrrhenian Sea (43.5491° N, 10.2968° E), 1 m, 04/2016: 71 specimens. San Leopoldo Canal, Marina di Grosseto, Tyrrhenian Sea (42.7395° N, 10.9702° E), 0.5 m, 12/1985: 10 specimens. Burano Lake, Tyrrhenian Sea (42.3989° N, 11.3779° E), 0.5 m, 06/1991: 12 specimens; 10/1991: 26 specimens. Lamone River Mouth, Adriatic Sea (44.5263° N, 12.2737° E), 0.2 m, 05/1983:

22 specimens.

Remarks. Although this species has type locality in European waters, in an artificial canal opening into the English Channel (Fauvel, 1923b), its sudden appearance in well investigated environments suggested that it represented a newly introduced species (Cognetti, 1954). Although *F. enigmaticus* has currently an almost cosmopolitan distribution, it is commonly believed that its native range is in the Southern part of Australia (Styan *et al.*, 2017, and references therein). This species occurs chiefly in brackish environments and is a quickly growing, opportunistic species that is able to thrive in heavily polluted environments. Styan *et al.* (2017) identified two cryptic lineages within Australian individuals corresponding to the description of *F. enigmaticus*; the absence of molecular data for European individuals, however, does not allow to infer the number of lineages introduced in European waters, even if the strong morphological variability detected among European populations (Cognetti, 1954) might suggest the occurrence of more than one lineage.

***Hydroides dirampha* Mörch, 1863**

Material examined. Livorno port, Tyrrhenian Sea (43.5491° N, 10.2968° E), 1 m, 04/2016: 470 specimens; 0.5 m, 11/2016: 25 specimens.

Remarks. Bianchi (1981) reported this species as a thermophilic NIS, scarcely widespread along Italian coasts, and commonly occurring mainly in Southern Italian ports; conversely, its presence in colder areas, such as the Ligurian Sea, was typically related to local water warming due to thermal power plants. Based on our data, *H. dirampha* is now widespread along the whole coastline, probably also because of the meridionalisation of the Mediterranean Sea (Bianchi, 2007). Although the first Mediterranean records of this species are quite old (Claparède, 1870 *vide* Zibrowius, 1970), the strict association of this species with artificial substrates corroborates its status of NIS, although molecular data are needed to clarify its origin.

***Hydroides elegans* (Haswell, 1883) [*nomen protectum*]**

= *Hydroides abbreviata* Krøyer in Mörch, 1863

= ?*Eupomatus pectinatus* Philippi, 1844

Material examined. Porto Torres, Sea of Sardinia (40.8417° N, 8.3930° E), 0.5 m, 05/2013: 2 specimens. Santa Giusta Pond, Sea of Sardinia (39.8715° N, 8.5830° E), 1 m, 11/2001: 240 specimens; 1 m, 11/2002: 737 specimens. Viareggio port, Tyrrhenian Sea (43.8608° N, 10.2356° E), 0.2 m, 04/2009: 30 specimens. Livorno port, Tyrrhenian Sea (43.5491° N, 10.2968° E), 1 m, 04/2016: 51 specimens. Portoferraio, Elba Island, Tyrrhenian Sea (42.8110° N, 10.3257° E), 8 m, 11/1982: 1 specimen. Orbetello Lagoon, Tyrrhenian Sea (42.4418° N, 11.2118° E), 0.2 m, 12/1992: 5 specimens. Marina di Ravenna, Adriatic Sea (44.4951° N, 12.3556° E), 15 m, 1987: 1 specimen.

Additional material: *Hydroides norvegica* Gunnerus, 1768 – Sardinian Slope, Sea of Sardinia (40.5456° N, 7.6612° E), 1500 m, 09/2009: 2 specimens; 1800 m,

09/2009: 1 specimen.

Remarks. Although *H. elegans* was originally described from Australia (Haswell, 1883), *Hydroides abbreviata* Krøyer in Mörch, 1863 (considered a senior synonym – see Bastida Zavala & ten Hove, 2002) has type locality in the Caribbean Sea. Moreover, the drawing of the operculum of *Eupomatus pectinatus* by Philippi (1844) shows a strong correspondence with *H. elegans*. Although Philippi (1844) did not state any type locality, and his description is quite poor, based on Philippi's biography it can be argued that the studied material was collected in the Tyrrhenian Sea, possibly in the Gulf of Naples (Read *et al.*, 2017). This suggests that *H. elegans* occurred in the Mediterranean Sea at least since the first half of the XIX century, even if it was historically confused with the native *Hydroides norvegica* Gunnerus, 1768, typically occurring on white corals in the bathyal stage (Zibrowius, 1970). As this species is strictly associated with heavily anthropised environments in the Mediterranean Sea, we regard it as a confirmed NIS, although molecular data are likely needed to clarify its origin.

***Pileolaria berkeleyana* (Rioja, 1942)**

Remarks. This serpulid species is native to the East Pacific and it was first recorded in the Mediterranean along the Italian coasts, in the Ligurian and Tyrrhenian Seas (Castelli *et al.*, 1995). However, a more recent checklist by Castelli *et al.*, (2008) reported this species only for the Ligurian and Ionian Sea. This species is considered established in the Western Mediterranean region where it was introduced through hull fouling (Zenetos *et al.*, 2005a; 2010).

Spirobranchus tetraceros* (Schmarda, 1861) *sensu lato

Remarks. This species, first described for Australia, has an Indo-Pacific origin and it is considered to have a circumtropical distribution that includes the Suez Canal, Indian Ocean, South Africa, Australia, Malaysia, Japan, China and the Caribbean (Ben-Eliahu & ten Hove, 1992; Fiege & Sun, 1999). *Spirobranchus tetraceros* was first recorded in the Mediterranean in Lebanon in 1965 (Laubier, 1966) as *Spirobranchus giganteus coutierei* Gravier, 1908. Successive Mediterranean records were registered in Rhodes, Greece (Por, 1992), in Abu Kir Bay, the Egyptian Mediterranean (Selim *et al.*, 2005), and in the Turkish Levantine Sea (Çinar, 2006). In Italian seas, *S. tetraceros* was first recorded by Ulman *et al.* (2017) in the touristic marina of Siracusa (Sicily, Ionian Sea).

This species is considered a Lessepsian migrant that has entered the Mediterranean through the Suez Canal (Ben-Eliahu & ten Hove 1992; Zenetos *et al.*, 2010). It is typical of hard substrates, including artificial ones. The wide morphological variability detected among individuals assigned to this species strongly suggests that *S. tetraceros* represents a species complex (Ben-Eliahu & ten Hove, 2011; Perry *et al.*, 2018); although the complex is widespread in the Indopacific region, and the species occurring in the Mediterranean Sea should be considered a NIS, pending a much needed revision of the complex

we here chose to refer to it as *S. tetracerus sensu lato*.

Spirorbis marioni Caullery & Mesnil, 1897

Material examined. Capraia Island, Tyrrhenian Sea (43.0513° N, 9.8367° E), 1 m, 05/2019: 25 specimens.

Remarks. This species is native to the East Pacific and it is considered to have a tropical distribution including the East Pacific and East Atlantic (Bianchi, 1981). In the Mediterranean Sea, *S. marioni* was first recorded in the North-Western part of the basin (Genoa and Marseilles) by Zibrowius & Bianchi (1981). This corresponds to the first Italian record as well. Subsequently the species was also registered for the Tyrrhenian Sea (Castelli *et al.*, 1995).

Spirorbis marioni is considered established in the whole Mediterranean Sea and it seems to have entered the Mediterranean via shipping through the Straits of Gibraltar (Zenetos *et al.*, 2010). This serpulid species inhabits hard substrates of shallow and calm waters in bays and harbours, but exceptionally it can also be found in relatively deep biotopes (30 m) (Bianchi, 1981).

Family SPIONIDAE Grube, 1850

Polydora cornuta Bosc, 1802

Remarks. This species is widespread in the Mediterranean and in the Black Sea (Tena *et al.*, 1991; Çinar *et al.*, 2005; Dağlı & Ergen, 2008; Simboursa *et al.*, 2008; Radashevsky & Selifonova, 2013; Bertasi, 2016). Bertasi (2016) reported this species as abundant in brackish lagoons of the Northern Adriatic Sea and retrieved it in samples collected in the 1990s, suggesting that its missed detection is due to misidentification with *Polydora ciliata* (Johnston, 1838). This is confirmed by Radashevsky & Selifonova (2013) for Levant and Black Seas. Although the species is currently known only for brackish environments in the Northern Adriatic Sea, a careful re-examination of material identified as *P. ciliata* might lead to its identification in other areas.

Pseudopolydora paucibranchiata (Okuda, 1937)

Material examined. San Teodoro Pond, Tyrrhenian Sea (40.8117° N, 9.6758° E), 0.5 m, 07/2015: 2 specimens.

Remarks. This species, originally described for the Northern Pacific Ocean, is currently widespread in the Eastern Mediterranean Sea (Simboursa *et al.*, 2010; Dağlı *et al.*, 2011) and along the Atlantic European coast (Faasse, 2016, and references therein). Although the identification of European material was sometimes considered doubtful (Mackie & Erséus, 1997; Radashevsky, 2012), the species has been mainly reported for impacted, often brackish coastal environments, which are prone to NIS introductions. In Italian waters this species was officially reported for Ischia Island by Gambi *et al.* (2016), who however pointed out that material identified as *Pseudopolydora antennata* (Claparède, 1869) by Fresi *et al.* (1983; 1984) for Ischia harbour actually corresponded to *P. paucibranchiata*. The species is therefore present in the Southern Tyrrhenian Sea at least since 1977 (Gambi *et al.*, 2016), however further details will be provided by

a specific study (Radashevsky *et al.*, unpublished data). Here we confirm its occurrence in the central Tyrrhenian Sea, in San Teodoro Pond, where the species has presumably arrived through oyster farming (Faasse, 2016).

Family SYLLIDAE Grube, 1850

Syllis hyllebergi (Licher, 1999)

Material examined. Varano Lake, Adriatic Sea (41.8724° N, 15.7063° E), 2 m, 11/2014: 1 specimen.

Remarks. The earliest Mediterranean records of this species (misidentified as *Syllis cornuta* Rathke, 1843) refer to specimens collected off Cyprus and Israel (Ben-Eliahu, 1977a); the species had already been reported from the Red Sea as *S. cornuta* (Ben-Eliahu, 1972) and *Syllis bouvieri* (Gravier, 1900) (Fenchel & Hylleberg, 1973) and the holotype has been selected among the material referenced by this last publication. This species has been reported for Italian waters by Cosentino (2011); the present record represents the second occurrence of the species in Italian waters and considerably extends the distribution of *S. hyllebergi*. It is noteworthy that both Italian records refer to coastal brackish ponds, which are typically characterised by a high occurrence of NIS.

The first record of *S. hyllebergi* in the Eastern Mediterranean Sea dates to only two years later the collection of the type material (1971 vs 1969), and this might raise doubts on the biogeography of the species (Cosentino, 2011). However, the scarcity of Mediterranean records, the absence of the species in the Western part of the basin, and the occurrence of *S. hyllebergi* in confined environments support the hypothesis of a human-mediated introduction. For this reason we here consider it as a NIS.

Syllis pectinans Haswell, 1920

Material examined. Livorno Port, Tyrrhenian Sea (43.5491° N, 10.2968° E), 0.5 m, 12/2013: 2 specimens; 1 m, 04/2016: 1 specimen; 1 m, 11/2016: 1 specimen. Piassa della Baiona, Adriatic Sea (44.5108° N, 12.2656° E), 0.5 m, 05/2013: 1 specimen.

Remarks. Although this species has not been historically considered a NIS in the Mediterranean Sea (López *et al.*, 1996; San Martín, 2003; Çinar *et al.*, 2008), it is widespread in the Pacific Ocean, and only recently reported in the Mediterranean basin. Its peculiar morphological features, which allow a ready distinction from other Mediterranean congeneric species, suggest that *S. pectinans* is a recently introduced species (Lipej *et al.*, 2017; López & Richter, 2017). Moreover, several Mediterranean records pertain to stressed environments, such as ports and coastal ponds, that are known to be particularly prone to hosting NIS (Çinar *et al.*, 2008; Lipej *et al.*, 2017; present data).

Cryptogenic species

Family PARAONIDAE Cerruti, 1909

Paraonis fragilis (Webster, 1879)

= *Aricidea fragilis* Webster, 1879

= *Aricidea jeffreysii* (McIntosh, 1878) *sensu* Fauvel,

1940 (*vide* Strelzov, 1973)

= *Aricidea fragilis mediterranea* Laubier & Ramos, 1974 *partim*

Material examined. Piombino, Tyrrhenian Sea (42.9342° N, 10.5531° E), 15 m, 04/2017: 150 specimens; 11/2017: 136 specimens; 04/2018: 79 specimens; 11/2018: 198 specimens; Mar Grande of Taranto, Ionian Sea (40.43402° N, 17.23872° E), 12 m, 2018: 21 specimens.

Remarks. This species has been reported only recently in the Mediterranean Sea (Langeneck *et al.*, 2018a); however, there are historical records dating back to the late 1930s (Strelzov, 1973). A possible source of confusion about this species is due to the description of *Aricidea fragilis mediterranea* Laubier & Ramos, 1974 (currently considered synonymous with *Aricidea pseudoarticulata* Hobson, 1972), that also included non-type specimens that can be identified as *A. fragilis* (Laubier & Ramos, 1974; Langeneck *et al.*, 2018a). The first record of this species as *A. jeffreysii* (Fauvel, 1940) is contemporary to that of *M. gotoi*, and this species might have been introduced in that period in the Adriatic Sea. The fast population dynamics observed and the occurrence of local blooms point at a possible alien origin of this species, but following Langeneck *et al.* (2018a) we prefer to consider it cryptogenic.

According to Langeneck *et al.* (2019b), the genus *Aricidea* Webster, 1879 should be considered a junior synonym of *Paraonis* Grube, 1873. The species is here moved to *Paraonis* accordingly.

Family TERESELLIDAE Johnston, 1846

Paramphitrite birulai (Ssolowiew, 1899)

Remarks. This species has been only recently recorded in the Northern Adriatic Sea (Loia *et al.*, 2017). Considering that this area is overall well-known, Loia *et al.* (2017) suggest that *P. birulai* is a recent introduction in the Mediterranean Sea; however, considering its boreal affinities, it could also be a relict species. In agreement with Loia *et al.* (2017) we here regard *P. birulai* as a cryptogenic species in the Mediterranean Sea.

Streblosoma pseudocomatus Lezzi & Giangrande, 2018

= *Streblosoma comatus* (Grube, 1859) *sensu* Çinar (2009)

Material examined. Mar Grande di Taranto, Ionian Sea (40.4340° N, 17.2387° E), 3 m, 09/2014: 1 specimen; 12 m, 03/2018: 3 specimens; 03/2019: 1 specimen.

Remarks. Lezzi & Giangrande (2018a) recently described three new species of *Streblosoma* from the Italian Coast. Among them, *S. pseudocomatus* corresponds to *Streblosoma comatus* (Grube, 1859) *sensu* Çinar (2009). The identification of the Levant Sea specimens as *S. comatus* by Çinar (2009) relied chiefly on the re-description by Glasby & Hutchings (1987). However, according to Lezzi & Giangrande (2018a), Glasby & Hutchings (1987) based their re-description on type material including a *Streblosoma* species, while Grube's (1859) original description clearly refers to a *Thelepus* species. *Streblo-*

soma comatus was therefore transferred to *Thelepus*; the South-American Pacific *Streblosoma* species described by Glasby & Hutchings (1987) as *S. comatus* appears very similar to *S. pseudocomatus*, and the type locality of this species is in the Gulf of Taranto, a locality particularly affected by biological invasions (Occhipinti-Ambrogi *et al.*, 2011; Lezzi *et al.*, 2017). For this reason, although the type locality of *Streblosoma pseudocomatus* is in the Mediterranean Sea, we consider it a cryptogenic species.

Questionable species

Family AMPHARETIDAE Malmgren, 1866

Isolda pulchella Müller in Grube, 1858

Remarks. After the first record in Italian waters (Cantone, 2001), this species has been reported only once from Tunisia (Zaâbi *et al.*, 2012) in the Mediterranean Sea, but appeared later along the Portuguese coast (Ravara & Moreira, 2013). Its status as non-indigenous species, supported by all checklists, appears however questionable. Although Müller (1858), describing this species from Brazil, did not specify a precise type locality and a collection depth, the fact that he had the opportunity to examine the live animal suggests that this is a shallow water species. This is confirmed by Brazilian studies, which identify *I. pulchella* as a tropical species typically associated with tidal flats and estuarine environments, where this species can be dominant (da Cunha Lana & Guiss, 1991; Ribeiro *et al.* 2018). By contrast, all records in European waters refer to few specimens collected below 60 m depth (Cantone, 2001; Zaâbi *et al.*, 2012; Ravara & Moreira, 2013). This discrepancy in ecological features might suggest that these specimens belong to a different, possibly undescribed species occurring in the Eastern Atlantic Ocean, and possibly spreading along the North-Eastern Atlantic coast and in the Mediterranean Sea as a consequence of water warming. Awaiting taxonomic clarifications we here prefer to consider it questionable.

Family AMPHINOMIDAE Lamarck, 1818

Eurythoe complanata (Pallas, 1766)

Material examined. Livorno Port, Tyrrhenian Sea (43.5491° N, 10.2968° E), 0.5 m, 10/2019: 1 specimen.

Remarks. According to Barroso *et al.* (2010), individuals historically identified as *E. complanata* belong to at least three cryptic (or pseudocryptic) lineages; these authors, however, did not examine Mediterranean material from the molecular point of view. Arias *et al.* (2013b) identified Mediterranean individuals as both *E. complanata s.l.* and *Eurythoe laevisetis* (Fauvel, 1914), without checking their identity by means of molecular markers. Moreover, Kinberg (1857) described for the Eastern Mediterranean Sea *Eurythoe syriaca*, possibly belonging to the *E. complanata* species complex. As already Pallas (1766) stressed the possible association between this species and ship keels, an early introduction through naval traffic cannot be excluded. A number of Amphinomidae are commonly found in association with floating structures (Borda *et al.*, 2012), and a similar behaviour has

previously been suggested as a possible explanation for the unusual degree of connectivity observed in species not yet ever found as rafters (Ahrens *et al.*, 2013; Schulze *et al.*, 2017). Moreover, like other Amphinomidae this is a common pest species in tropical aquaria, where it feeds on corals and more generally marine invertebrates, and introduction events might also be related to aquarium maintenance (Calado *et al.*, 2007; Goemans, 2012).

As molecular data are not available, and the identity of the pre-Lessepsian *E. syriaca* is still uncertain (see also Çinar, 2008), the possibility that Mediterranean material identified as *E. complanata* belongs to a native species cannot be ruled out, and we here consider this species questionable.

Notopygos megalops McIntosh, 1885

= *!Notopygos crinita* Grube, 1855

Remarks. This species was reported in the Mediterranean Sea only by Cantone & Fassari (1982) who did not provide figures for their specimens. However, as pointed out by Faulwetter *et al.* (2017), Mediterranean individuals have likely been identified on the basis of Fauvel (1923a), whose description shows clear differences compared to a recent redescription of the species (Yáñez-Rivera & Carrera-Parra, 2012). These discrepancies might suggest that North-Eastern Atlantic material examined by Fauvel (1914; 1923a) belongs to an undescribed species, and cast doubts on the correctness of the few Mediterranean records (Faulwetter *et al.*, 2017). For this reason, we here consider this species questionable in Mediterranean waters. Unfortunately, we were not able to examine the material from Cantone's collection.

Family CAPITELLIDAE Grube, 1862

Leiochrides australis Augener, 1914

= *Leiochrides* sp. *sensu* Gravina & Somaschini, 1990

Material examined. Antignano, Livorno, Tyrrhenian Sea (43.4952° N, 10.3225° E), 6 m, 06/2019: 1 specimen. Molunat, Croatia, Adriatic Sea (42.4416° N, 18.4329° E), 5 m, 06/2014: 2 specimens. Tivat, Montenegro, Adriatic Sea (42.3941° N, 18.5594° E), 5 m, 06/2014: 9 specimens.

Remarks. This species was first reported along the Tyrrhenian, Ionian and South Adriatic coasts (Gravina *et al.*, 1996); subsequently it was also collected along the Northern Adriatic shoreline (Mikac, 2015). The examined material confirms the occurrence of this species in the central Adriatic Sea. *L. australis* is peculiar among Mediterranean Capitellidae not only for its morphological features, but also because it is one of the few Capitellidae commonly occurring on photophilous algae communities and on *Posidonia oceanica* meadows (Gravina *et al.*, 1996). However, the taxonomy of the genus *Leiochrides* is currently uncertain (Jeong *et al.*, 2017) and the possibility that it represents an overlooked native species cannot be excluded. For this reason we list it as questionable.

Mediomastus capensis Day, 1961

Material examined. Casaraccio Pond, Sea of Sardinia (40.9125° N, 8.2198° E), 1 m, 03/1994: 5 specimens;

12/1994: 6 specimens. Santa Giusta Pond, Sea of Sardinia (39.8715° N, 8.5830° E), 2 m, 11/2002: 59 specimens. Marina di Ravenna, Adriatic Sea (44.4951° N, 12.3556° E), 15 m, 07/1987: 1 specimen.

Remarks. *Mediomastus capensis* was the first species of its genus ever recorded from the Italian coast (1981: Gambi e Giangrande, 1985) although it had been previously recorded in Spain (Campoy 1979). It usually occurs in photophilous assemblages, *Cymodocea* meadows, artificial substrates and shallow muddy sediments (Gravina and Somaschini 1988; 1990). Due to its small size, records previous to 1981 may have been misidentified as *Heteromastus filiformis* (Claparède, 1864); the same probably occurred to *Mediomastus fragilis* Rasmussen, 1973 (Gravina and Somaschini 1988). Given these considerations, and given the cryptic diversity of cosmopolitan species such as those belonging to the Capitellidae family (see Tomioka *et al.* 2016), we consider *M. capensis* a questionable species.

Neopseudocapitella brasiliensis Rullier & Amoureux, 1979

Material examined. Mar Grande di Taranto, Ionian Sea (40.4340° N, 17.2387° E), 12 m 03/2018: 2 specimens.

Remarks. This is the only extant species of the genus *Neopseudocapitella* Rullier & Amoureux, 1979, and it has never been redescribed after the first description, whose drawings are only schematic. In the Mediterranean Sea, *N. brasiliensis* has been reported for the first time by Zavodnik *et al.* (1985), who found this species in the harbour of Rovinj. It was reported afterwards for Alfacs Bay, Spain (Capaccioni-Azzati *et al.*, 1992) and is now considered widespread in the whole Mediterranean Sea (Çinar, 2005; Castelli *et al.*, 2008; Çinar *et al.*, 2014b; Faulwetter *et al.*, 2017). The species is often reported for slightly enriched environments (Zavodnik *et al.*, 1985; Capaccioni-Azzati *et al.*, 1992; present data).

According to Parapar *et al.* (2015), Mediterranean specimens show discrepancies from the original description, in particular regarding the presence of eyes and the occurrence of capillary chaetae until the 37th chaetiger (until the 20th-25th in the originale description). It is possible that the genus *Neopseudocapitella* actually displays a higher diversity than commonly considered, and that Mediterranean records refer to an undescribed species. Due to the scarce knowledge about this species and the high likelihood that it represents a species complex, we here consider it questionable in the Mediterranean Sea.

Family DORVILLEIDAE Chamberlin, 1919

Protodorvillea egena (Ehlers, 1913)

Remarks. The species is known only for the Ionian Sea (Cantone *et al.*, 1991; Cantone, 2001) without any description of the examined specimens, and it has not been reported for the Mediterranean Sea afterwards. The possibility that it represents a misidentification of the native *Protodorvillea kefersteini* (McIntosh, 1869) cannot be ruled out in our opinion, especially in light of the co-occurrence of the two species in the same sample (Cantone

et al., 1991); for this reason we consider it questionable.

Family EUNICIDAE Berthold, 1827

Leodice antennata (Savigny in Lamarck, 1818)

Remarks. This species has been reported from the Levant Sea as a Lessepsian immigrant (Kurt Şahin & Çinar, 2009), and also the record of *Leodice miurai* (Carrera-Parra & Salazar-Vallejo, 1998) for Mediterranean Egyptian waters (Dorgham *et al.*, 2013) probably refers to juveniles of *L. antennata*. However, although the species has been also recorded on soft bottoms, the majority of records refer to algal assemblages in rocky environments (Kurt Şahin & Çinar, 2009). The few records in Italian waters are not accompanied by descriptions or illustrations, and refer mostly to soft bottoms (Cantone *et al.*, 1991; 2003; Cantone, 1999), where the species is often accompanied by the native and superficially similar *Eunice vittata* (Delle Chiaje, 1828) (Cantone *et al.*, 1991; Cantone, 1999). Based on personal observations, *E. vittata* shows some variability as regards colour and shape of antennae, and individuals of *L. antennata* reported from the Ionian Sea might represent a misidentification of the native species. Unfortunately, we did not have the opportunity to examine the material from Cantone's collection. Therefore, the reports of *L. antennata* from Italy are questionable.

Leodice floridana (Pourtalès, 1867)

Remarks. This species is native of the tropical western Atlantic Ocean. According to Faulwetter *et al.* (2017) the identity of Mediterranean specimens identified as *L. floridana* is uncertain, as they have never been described in any scientific publication, and the majority of records refer to gray literature (e.g. technical reports). Italian records chiefly refer to coralligenous outcrops in the Northern Adriatic Sea (Casellato *et al.*, 2007; Casellato & Stefanon, 2008), which are scarcely human impacted and therefore unlikely to be colonised by NIS; by contrast, surveys in port environments never highlighted the occurrence of this species. The examination of individuals of *Eunice* sp. from coralligenous environments highlighted the occurrence of a relatively small species with features close to *Eunice pennata* (Müller, 1776) and *L. floridana*, but possibly distinct from both species, and most likely native. Considering the absence of reliable records and of descriptions of the species in Italian waters, we here consider this species questionable.

Family FABRICIIDAE Rioja, 1923

Novafabricia infratorquata (Fitzhugh, 1983)

Material examined. Otranto, Adriatic Sea (40.1488° N, 18.4942° E), 5 m, 07/2000: 2 specimens.

Remarks. *Novafabricia infratorquata* was originally described for Belize and recorded for the Western Mediterranean Sea by Bick (2005) and for the South-Eastern Adriatic Sea by Licciano & Giangrande (2006). However, morphological discrepancies towards topotypic material have been already stressed by Bick (2005) regarding body pigmentation, the ratio of branchial crown length to body length, the abdominal uncini and the ratio of

manubrium length to dentate region length. Similar discrepancies were highlighted by Licciano & Giangrande (2006), who raised doubts about the correct identification of Mediterranean individuals, but refrained from considering it as a different species, possibly because of the few specimens available. On the basis of the morphological differences reported, which are considered taxonomically informative in Fabriciidae taxonomy, and of the recent discovery of new Mediterranean species of this family (Giangrande *et al.*, 2013, 2014) we consider this species questionable in the Mediterranean Sea.

Aside from the records of the species in the Balearic Sea (Bick, 2005), *N. infratorquata* has been reported from photophilous algae assemblages in the Southern Adriatic Sea (Licciano & Giangrande, 2006) and at Ischia island in the Gulf of Naples (Giangrande *et al.*, 2014).

Rubifabriciola ghardaqa (Banse, 1959)

Remarks. The first (and only) record of this species for the Mediterranean Sea is reported for the South Adriatic coast (Brindisi, Apulia) with two individuals by Giangrande & Montanaro (1999). *Rubifabriciola ghardaqa* has been considered a Lessepsian migrant, introduced in the Mediterranean Sea from the Suez Canal (Giangrande & Montanaro, 1999). The material on which the record was based is however lost, and the absence of further records of the species suggests that we should consider this species questionable.

Although, according to WoRMS, this species is still assigned to *Fabriciola* Friedrich, 1939, Huang *et al.* (2011) assigned it to *Rubifabriciola* along with several other red-eyed species previously assigned to *Fabriciola*. The correct combination should therefore be *Rubifabriciola ghardaqa*.

Family FLABELLIGERIDAE Saint-Joseph, 1894

Diplocirrus hirsutus (Hansen, 1882)

Remarks. The occurrence of this Arctic species in the Mediterranean Sea is considered questionable, especially in shallow environments (Mikac, 2015). Conversely, the deep record SMF 11285 determined by D. Fiege (reported by Faulwetter *et al.*, 2017) might represent a true occurrence of this species. However, knowledge of the family Flabelligeridae is still incomplete known for the Mediterranean Sea, the revision of the genus *Diplocirrus* by Salazar-Vallejo & Buzhinskaja (2011) did not take into account any Mediterranean specimen, and the possibility that these individuals represent an undescribed species cannot be ruled out in our opinion.

Family HESIONIDAE Grube, 1850

Podarkeopsis capensis (Day, 1963)

Material examined. Calich Pond, Sea of Sardinia (40.5972° N, 8.2954° E), 1 m, 03/1995: 30 specimens. Santa Giusta Pond, Sea of Sardinia (39.8715° N, 8.5830° E), 2 m, 11/2001: 49 specimens; 11/2002: 78 specimens. Varano Lake, Adriatic Sea (41.8724° N, 15.7063° E), 3 m, 11/2014: 7 specimens. Pialassa della Baiona, Adriatic Sea (44.5108° N, 12.2656° E), 0.5 m, 05/2013: 10 specimens.

Remarks. The taxonomy of the genus *Podarkeopsis* in the Mediterranean Sea is uncertain; the two native species *Podarkeopsis arenicola* (La Greca, 1946) and *Podarkeopsis galangai* Laubier, 1961 are poorly known and usually missing from the available identification keys, and this might have led to the occurrence of *P. capensis* in Mediterranean environments being overestimated (Faulwetter *et al.*, 2017). A possible clue for distinction between the three species is represented by the environment: *P. capensis* occurs chiefly in brackish environments, while *P. arenicola* is associated to fine sands, and *P. galangai* to muddy bottoms. The difficult and often uncertain taxonomy of Hesionidae, however, might have accounted for the relatively late identification of this species (Gravina & Giangrande, 1988) and, waiting for better insights on the taxonomy of the genus *Podarkeopsis*, we think that this species should be considered questionable.

Family LUMBRINERIDAE Schmarda, 1861

Lumbrinerides acutiformis (Gallardo, 1968)

Remarks. This species has been reported for the Mediterranean Sea on the basis of a single individual (Albertelli *et al.*, 1995), which seems to be currently lost. However, this individual was identified most likely based on the keys by Perkins (1979) and Miura (1980), which are based on characters, such as the beginning of hooks, which have later been demonstrated to show a wider range of variability (Gravina & Cantone, 1991; Miura, 2017). The actual identity of this individual is therefore uncertain, and considering that the species has never been reported again in the Mediterranean Sea, we prefer to consider it questionable.

Lumbrinerides neogesae Miura, 1980

Remarks. The material recorded by Gravina & Cantone (1991) shows that this species is widespread and relatively common along the Italian coasts. Gravina & Cantone (1991) highlighted slight differences between their individuals and the original description (Miura, 1980), which could be a clue of a similar, yet different species. It is likely that the late detection of this species along the Italian coasts is due to its small size, and it is actually a native species, rather than a NIS. Awaiting a more detailed study of the available material, we here consider it questionable.

Lumbrineris cf. *perkinsi* Carrera-Parra, 2001

= *Lumbrineris inflata* Moore, 1911 *sensu* Giangrande *et al.* (1981)

Examined material. Porto Santo Stefano, Tyrrhenian Sea (42.4359° N, 11.1217° E), 1 m, 06/2019: 47 specimens.

Remarks. The first record of this species for Italian waters, as *Lumbrineris inflata* (Giangrande *et al.*, 1981), was not followed up by subsequent records for almost forty years, even though the species was reported for the Eastern Mediterranean Sea (Çinar, 2009). Records for Greece are dubious (Faulwetter *et al.*, 2017) but the species has been found in photophilic assemblages of the Mediterranean coast of Israel (Langeneck & Lezzi, *pers.*

obs.). Recently, the species was reported for the port of Brindisi, Southern Adriatic Sea (ISPRA, 2019; the identity of the specimens was confirmed by a photograph of the jaw apparatus, courtesy of A. M. Pastorelli), and the material here examined confirms its occurrence in the Tyrrhenian Sea, 38 years after the first record. The population of Ischia harbour reported by Giangrande *et al.* (1981) was not found afterwards and it is believed to have undergone local extinction.

Even if this species is unmistakable among Mediterranean Lumbrineridae because of its MIII with four teeth and MIV with two teeth, its actual identity is currently uncertain. Within the genus *Lumbrineris* only three species are characterised by four teeth in the MIII, namely *Lumbrineris albifrons* Crossland, 1924, *Lumbrineris cervicalis* Treadwell, 1922, and *L. perkinsi*, described for the eastern tropical Atlantic, eastern tropical Pacific, and western tropical Atlantic Ocean, respectively (Treadwell, 1922; Crossland, 1924; Carrera-Parra, 2001, 2006). Differences between these species are currently uncertain, and it is not easy to understand which one occurs in the Mediterranean Sea. Moreover, individuals identified as *L. inflata*, but obviously corresponding to this group of species, occur in the Red Sea (Fauvel, 1955; Ben-Eliahu, 1976; Amoureux *et al.*, 1980; Langeneck, *pers. obs.*), supporting Çinar's (2009) hypothesis of a migration through the Suez Canal. *Lumbrineris* species with four teeth in the MIII most likely represent a species complex with tropical or sub-tropical affinity, and their presence in the Mediterranean Sea is recent and likely due to human activities. Because of the uncertainties surrounding the identity of this species, we here regard it as questionable.

Family MALDANIDAE Malmgren, 1867

Metasychis gotoi (Izuka, 1902)

Examined material. Viareggio, Tyrrhenian Sea (43.7903° N, 9.8584° E), 80 m, 07/2017: 2 specimens.

Remarks. This is the first polychaete explicitly recorded as non-indigenous in the Mediterranean Sea (Fauvel, 1934, 1940) and the first observations date back to before 1933; it has been traditionally considered as an early Lessepsian immigrant, but its original description in cold waters off Japan suggests a low likelihood for this hypothesis (Simboura & Zenetos, 2005). Its introduction can be due to ballast water, that came into use after 1870 (Carlton, 1985). The ecological features observed in the Mediterranean Sea closely match those observed in the native range. However, this is the only species of the genus *Metasychis* Light, 1991, and according to Zenetos *et al.* (2018), the possibility that this is an undescribed, overlooked native species cannot be ruled out. For this reason, we hold it as questionable.

Family NEREIDIDAE Blainville, 1818

Neanthes agulhana Day, 1963

Material examined. Stintino, Sardinia, Sea of Sardinia (40.8724° N, 8.2113° E), 5 m: 06/2014: 3 specimens. Capraia Island, Tyrrhenian Sea (43.0390° N, 9.8466° E), 0.5 m, 03/2014: 1 specimen; 5 m, 06/2014: 2 specimens. Molunat, Croatia, Adriatic Sea (42.4416° N, 18.4329° E),

5 m, 06/2014: 2 specimens.

Remarks. In Italian waters this species was first reported for the Southern Adriatic Sea (Zenetos *et al.*, 2010) and subsequently recorded in the Sicilian Strait (Musco *et al.*, 2013), in the Northern Tyrrhenian Sea (Bedini *et al.*, 2015) and in the central Adriatic Sea (Spagnolo *et al.*, 2019); present data allow to confirm its occurrence in the Adriatic and Tyrrhenian Seas and to extend its distribution to the Sea of Sardinia. Considering that this is a species typically associated with photophilous algae, and its colour pattern makes it almost unmistakable, it is likely that it is a relatively recent arrival in Italian waters. However, there are differences in parapodial structures between the redescription of Mediterranean specimens (Viéitez *et al.*, 2004) and the original description (Day, 1963). For this reason, in agreement with López & Richter (2017) we consider it questionable.

Nereis persica Fauvel, 1911

Remarks. The first record of this species in Italian waters (Fresi *et al.*, 1984) was later demonstrated to be a misidentification of the native *Nereis funchalensis* (Langerhans, 1880) (Gravina *et al.*, 2016). Although Mikac (2015) reports one new record for the Eastern Adriatic Sea, the similarity with other *Nereis* spp. with multidentate homogomph falcigers (*N. funchalensis*, *N. jacksoni* and *N. usticensis*) suggests to take this record with caution. Therefore, the reports of this species from Italy are questionable.

Platynereis* cf. *australis (Schmarda, 1861) (Fig. 2)

Material examined. Sacca Barbamarco, Po River Delta, Adriatic Sea (44.9830° N, 12.4862° E), 0.5 m,

11/1990: 3 specimens.

Remarks. This species has recently been identified as a species complex (Read, 2007); in the Mediterranean Sea the only report is that of North-Adriatic individuals (Castelli *et al.*, 2008). A re-examination of the material on which the record was based showed that these individuals (Fig. 2) clearly belong to the genus *Platynereis* Kinberg, 1865, and are devoid of homogomph falcigers, as expected for adult individuals belonging to the *P. australis* complex (Day, 1967; Read, 2007). However, the absence of the pygidium, which is highly diagnostic in the *P. australis* complex (Read, 2007), does not allow a more accurate identification. Moreover, the poor preservation conditions of the individuals, as well as the difficulties encountered in the examination of the pharynx, compel to be cautious towards the identification of these specimens. Lastly, this species has never again been reported in the Mediterranean Sea, and its current occurrence along the Italian coasts should be considered questionable.

Family OENONIDAE Kinberg, 1865

Oenone fulgida (Savigny in Lamarck, 1818)

= *Oenone* sp. *sensu* Cantone (1996)

Material examined. Castellammare del Golfo, Tyrrhenian Sea (38.04138° N, 12.88595° E), 5 m, 12/1987: 1 specimen; 11/1990: 2 specimens. Rosh Hanikra, Israel, Levant Sea (33.0866° N, 35.1033° E), 6 m, 06/2009: 1 specimen.

Remarks. The examined Italian individuals show relatively small size and closely match the first official Mediterranean record by Çinar (2005) and the examined individual from the Mediterranean coast of Israel. Çinar (2005) considered *O. fulgida* as a possible Lessepsian mi-




Fig. 2: *Platynereis* cf. *australis* (Schmarda, 1861) from Sacca Barbamarco, Adriatic Sea. A: anterior part of the smallest individual; B: midbody parapodium of the largest individual, showing the absence of notopodial falcigers; C: neuropodial falcigers from midbody.

grant, and its occurrence on the Israeli coast might support this view. However, Mediterranean specimens show differences from other descriptions of this species; these differences have been ascribed to the small size of the individual, that might retain juvenile features (Çinar, 2005; Castelli, *pers. obs.*; Kristian Fauchald, *in litt.*), but could also point at a different species. *O. fulgida* is the only species of the genus *Oenone* Savigny in Lamarck, 1818, and its extremely wide distribution points to the possibility of a species complex. For this reason, the identification of Mediterranean individuals with this species is only tentative, awaiting further revisions of this group. This species has been reported also for the Northern Adriatic Sea (Casellato & Stefanon, 2008). It is most likely a thermophilous species, possibly expanding its range towards the Northern part of the basin, however, based on present data, it is impossible to determine if it is a true NIS, rather than an overlooked native species.

Family ONUPHIDAE Kinberg, 1865

Diopatra hupferiana (Augener, 1918)

Remarks. The only records for this species are those by Cantone & Fassari (1982) and Cantone *et al.* (1991) for the Ionian Sea; most likely, Mediterranean records as *Epidiopatra hupferiana hupferiana* and *E. hupferiana monroi* Day, 1967 should be assigned to the same taxon. Uncertainties about the correct assignment to any of the two subspecies of this South-Atlantic species could point to an undescribed species of the genus *Diopatra* (with which *Epidiopatra* Augener, 1918 has been synonymised – see Budaeva & Fauchald, 2011); the diversity of *Diopatra* in Mediterranean waters has been recently reassessed (Arias & Paxton, 2014; Çinar *et al.*, 2014a) and it is not unlikely that specimens identified as *D. hupferiana* represent an undescribed native species, or possibly juveniles of an already described *Diopatra* species.

Longibrachium atlanticum (Day, 1973)

Remarks. This species has been reported in the Mediterranean Sea only once (Cantone *et al.*, 1997) and is listed as non-indigenous by AA.VV. (2011) and by Castelli *et al.* (2008). However, Cantone *et al.* (1997) highlighted differences in the number of spiny hooks at the 4th parapodium and in the maxillary formula towards the original description of *L. atlanticum*, which might suggest that the recorded specimen possibly represents an undescribed native species, likely occurring elsewhere in the Mediterranean Sea, and confused with other Onuphidae.

Family PHYLLODOCIDAE Örsted, 1843

Hesionura serrata (Hartmann-Schröder, 1960)

Remarks. This is an interstitial species, relatively widespread in the Mediterranean basin (Viéitez *et al.*, 2004; Eleftheriou *et al.*, 2011); its relatively recent detection is most likely due to its minute size and to the difficult taxonomy of the genus *Hesionura* Hartmann-Schröder, 1958 (de Oliveira *et al.*, 2018), rather than a recent introduction in the Mediterranean Sea. Awaiting more complete material on this genus we prefer to consider this species questionable.

Family PILARGIDAE Saint-Joseph, 1899

Sigambra parva (Day, 1963) (Fig. 3)

Material examined. Livorno port, Tyrrhenian Sea (43.5491° N, 10.2968° E), 3 m, 04/2016: 1 specimen. Piombino, Tyrrhenian Sea (42.9342° N, 10.5531° E), 15 m, 2016-2017: 3 specimens. Gulf of Follonica, Tyrrhenian Sea (42.8848° N, 10.7226° E), 33 m, 10/2019: 3 specimens. Mar Grande of Taranto, Ionian Sea (40.4340° N, 17.2387° E), 12 m, 07/2018: 2 specimens.

Additional material. *Sigambra tentaculata* (Treadwell, 1941) – Gulf of Follonica, Tyrrhenian Sea (42.9304° N, 10.6984° E), 4 m, 06/1981: 1 specimen; 8 m, 07/1987: 1 specimen; 12/1987: 1 specimen. Elba Island, Tyrrhenian Sea (42.8226° N, 10.3299° E), 5-12 m, 10/1983: 2 specimens. Montecristo Island, Tyrrhenian Sea (42.3365° N, 10.3487° E), 8 m, 06/2012: 1 specimen. Marina di Ravenna, Adriatic Sea (44.4951° N, 12.3556° E), 15 m, 07/1987: 24 specimens. Monfalcone, Adriatic Sea (45.74633° N, 13.58537° E), 15 m, 10/1995: 6 specimens.

Remarks. Although *S. parva* was originally described for South Africa, its late detection in European waters is likely due to its confusion with *Sigambra tentaculata* (Treadwell, 1941) (Moreira & Parapar, 2002). The examined material perfectly corresponds to the redescription by Moreira & Parapar (2002) and is morphologically and ecologically distinct from specimens identified as *S. tentaculata*: apart from the morphological differences retrieved by Moreira & Parapar (2002), *S. tentacula-*




Fig. 3: *Sigambra parva* (Day, 1963) sampled in the port of Livorno, Tyrrhenian Sea. A: anterior end of a live specimen; B: detail of acicular hooks; C: close up of the pharynx showing the diagnostic three pharyngeal teeth.

ta occurs chiefly on fine sand, while *S. parva* has been collected until now in organically enriched environments, such as ports and fish farms. The association with human impacted environments might support the possible status of NIS of this species, but on the other hand, the introduction vector is uncertain, and the genus *Sigambra* is in need of revision. Moreover, *Sigambra parva* was probably misidentified as *S. tentaculata* due the difficulties in detect morphological differences without the literature available today. Given the possibility of it being a species complex with sub-tropical affinity, we choose as a precaution to consider it questionable. The examined specimens represent the first record of this species for Italian waters.

Family SABELLIDAE Latreille, 1825

Acromegalomma claparedei Gravier, 1908

Remarks. According to Giangrande *et al.* (2015), Mediterranean material identified as *A. claparedei* shows differences from the original description (Gravier, 1908) and could belong to an undescribed, native species. For this reason, we here consider this species questionable.

Amphicorina pectinata (Banse, 1957)

Remarks. This species, with type locality in the Pacific Ocean (Banse, 1957) was recorded for the first time by Abbiati *et al.* (1991) and often considered a NIS (Occhipinti-Ambrogi *et al.*, 2011). However, both Giangrande *et al.* (1999) and López & Tena (1999) highlighted discrepancies between Mediterranean species and the type material. López & Tena (1999), in their description of *Amphicorina triangulata*, suggested that all Mediterranean records of *A. pectinata* might refer to this native species. Awaiting taxonomic clarifications, possibly based on SEM observations and molecular data, we prefer to consider this species questionable in the Mediterranean Sea.

Family SCALIBREGMATIDAE Malmgren, 1867

Hyboscolex longiseta Schmarida, 1861

Remarks. This species, typically occurring in the Southern Hemisphere (Kudenov & Blake, 1978) has been reported from the Mediterranean Sea in the 1970s-1980s (Cantone *et al.*, 1978; Fassari, 1982; Lanera *et al.*, 1989) and then never again retrieved. The absence of further records is suspicious, and Mediterranean records of *H. longiseta* might actually represent juvenile specimens of the native *Scalibregma celticum* Mackie, 1991, only recently reported for the Mediterranean Sea, due to the unclear taxonomy of Scalibregmatidae (Çinar, 2005; Lomiri *et al.*, 2012). In agreement with Simboura *et al.* (2010), we here consider the presence of *H. longiseta* in the Mediterranean Sea questionable.

Family SERPULIDAE Rafinesque, 1815

Hydroides cf. *inornata* Pillai, 1960 (Fig. 4)

Material examined. Livorno port, Tyrrhenian Sea (43.5491° N, 10.2968° E), 1 m, 04/2016: 1 specimen.

Remarks. *Hydroides inornata* was originally described from Sri Lanka by Pillai (1960). However, based on the similar opercular morphology, Ishaq & Mustaqim

(1996) suggested to synonymise *H. inornata* with *Hydroides operculata* (Treadwell, 1929). A recent molecular study by Sun *et al.* (2017a) revealed that *H. operculata* is a complex of morphologically similar species and suggested to re-instate *H. inornata* as a valid species. The examined specimen (Fig.4) corresponds to the redescription by Sun *et al.* (2017a) and represents the first occurrence of this species in the Mediterranean Sea; however, it shows discrepancies towards the original description (Pillai, 1960), especially in the proportion between the longer spine of the verticil and the remaining ones. For this reason, awaiting further records and possibly molecular data, we prefer to consider this record questionable.

Although *H. operculata* had been previously reported as a Lessepsian migrant for the Mediterranean (Zibrowius & Bitar, 1981; Ben-Eliahu & ten Hove, 1992; Çinar, 2006), the identity of this material was questioned by Sun *et al.* (2017a). At least specimens examined by Çinar (2006) do not correspond to *H. inornata* and most likely represent a different (possibly undescribed) species of the *Hydroides operculata* complex.

Family SPIONIDAE Grube, 1850

Dispio uncinata Hartman, 1951

Remarks. According to Surugiu (2016) and Delgado-Blas *et al.* (2018), Mediterranean and more generally European records of *D. uncinata* most likely refer to newly described native species of genera *Dispio* and *Scolecopsis*. Accordingly, we here consider this species questionable in Italian waters.

Polydora colonia Moore, 1907

Remarks. *Polydora colonia* was originally described from the North-western Atlantic Ocean (Moore, 1907) and later reported from the South-western Atlantic (Blake, 1983; Neves & Rocha, 2008) and the Mediterranean Sea (Aguirre *et al.*, 1986). The only record of the species in



Fig. 4: *Hydroides* cf. *inornata* Pillai, 1960 sampled in the port of Livorno, Tyrrhenian Sea. A: whole individual; B: detail of the operculum.

Italian waters (Occhipinti-Ambrogi *et al.*, 2011) is unfortunately not accompanied by any description of the species or illustrations.

Although David & Williams (2012), upon re-examination of the material, confirmed the identification by Aguirre *et al.* (1986), it should be pointed out that *P. colonia* in North-western Atlantic environments shows a strict association with sponges, and the association of Mediterranean specimens with algae (Aguirre *et al.*, 1986; Tena *et al.*, 2000) suggests that it could represent a different species. David & Williams (2012) suggested that the species should be treated as cryptogenic throughout its distributional range, awaiting molecular investigations. Given the scarcity of data about this species in the Mediterranean Sea, awaiting new records, we consider it questionable in Italian waters.

Prionospio pulchra Imajima, 1990

Remarks. This species, originally described for the Pacific Ocean, was reported as non-indigenous for the Eastern Atlantic Ocean (Moreira *et al.*, 2000) and the Eastern Mediterranean Sea (Pancucci-Papadopoulou *et al.*, 2005; Dağlı & Çinar, 2011). Dağlı & Çinar (2011) suggested on the basis of drawings reported in Giangrande & Gambi (1982) that the morphotype of *Prionospio cirrifera* Wirén, 1883 identified in the brackish Lake of Sabaudia, actually corresponds to *P. pulchra*. Unfortunately, we were not able to re-examine the material, which is presumably lost. Although the Lake of Sabaudia was strongly affected by a number of biological invasions, especially through mussel farming (Macali *et al.*, 2013; Stasolla *et al.*, 2014), and the occurrence of *P. pulchra* is somewhat likely, the evidence presented is therefore low. Awaiting further material, we here prefer to consider this species questionable in Italian waters.

Prionospio pygmaea Hartman, 1961

Remarks. This species was recorded for the first time by Martinelli *et al.* (1992) for a semi-enclosed environment in Northern Sardinia. The ecological traits of the recorded specimens seem to fit with those of the type material, described for shallow environments with silty sediment (see Hartman, 1955; 1961). However, the description by Martinelli *et al.* (1992) is not detailed and the figures depict only the hooded hooks. Moreover, recent studies off the Tuscan coast (Northern Tyrrhenian Sea) highlighted the occurrence of a species with features recalling both *P. pygmaea* and *Prionospio dayi* (Foster, 1969), but possibly undescribed. The recent description of several new species of the genus *Prionospio* for Mediterranean waters (Dağlı & Çinar, 2009; 2011) suggests that the record of *P. pygmaea* for the Mediterranean Sea might actually correspond to an overlooked native species, and for this reason we prefer to consider it dubious.

Although this species has been described as *Prionospio pygmaeus*, and is often reported with this spelling, the genus *Spio* Fabricius, 1785 refers to a goddess in the Greek mythology, and should thus be considered of feminine gender along with all its compounds (Read & Fauchald, 2019). Accordingly, the correct combination is

Prionospio pygmaea.

Prionospio sexoculata Augener, 1918

Remarks. Although the species is reported and re-described by Dağlı & Çinar (2009) for the Levant Sea, records for Italian waters are somewhat dubious; it is not reported by Lardicci (1989), and the first report is due to Castelli *et al.* (1995) who mentioned the species for the Tyrrhenian Sea without further detail. This report is possibly related to material collected in the Tuscan Archipelago in the years 1985 and 1986 and allegedly deposited in the polychaete collection of the University of Pisa (MSNP). Unfortunately the two available samples included a damaged (unidentifiable) spionid and a *Prionospio* species with several unbranched branchiae (corresponding to the subgenus *Minuspio sensu* Foster, 1971). Therefore, the occurrence of *P. sexoculata* in Italian waters could not be confirmed. It is however noteworthy that Castelli *et al.* (1995; 2008) suggested that Italian records of this species might actually refer to an undescribed *Prionospio*. This is also supported by the fact that *P. sexoculata* was originally described from shallow environments (8 m – see Augener, 1918), while according to the MSNP database, all Tyrrhenian records are deeper (20-86 m).

Family SYLLIDAE Örsted, 1843

Erinaceusyllis belizensis (Russell, 1989)

Material examined. Antignano, Livorno, Tyrrhenian Sea (43.4952° N, 10.3225° E), 1 m, 04/2016: 1 specimen; 4 m, 05/2018: 2 specimens. Porto Santo Stefano, Tyrrhenian Sea (42.4359° N, 11.1217° E), 1 m, 06/2019: 1 specimen. Capraia Island, Tyrrhenian Sea (43.0513° N, 9.8367° E), 1 m, 04/2019: 1 specimen. Mar Grande di Taranto, Ionian Sea (40.43402° N, 17.23872° E), 12 m, 03/2018: 2 specimens; 6 m, 03/2019: 2 specimens.

Remarks. This very small polychaete has been originally described from mangrove environments in Belize. In the Mediterranean Sea it was firstly reported in the Western Mediterranean Sea (Olano *et al.*, 1998) and briefly afterwards for the Eastern part of the basin (Çinar & Ergen, 2002). In Italian waters it was first reported for the Southern Adriatic Sea (Musco, 2012). The current records extend its distribution to the Tyrrhenian and Ionian Seas, where the species is often associated with port environments. However, the subfamily Exogoninae is characterised by very small size, egg brooding and direct development; the majority of invasion vectors are therefore scarcely compatible with their life cycle, and the likelihood of invasion by these species should be considered low. Also considering the numerous instances of cryptic species reported for this family, it is possible that Mediterranean records of *E. belizensis* represent an undescribed native species. For this reason we here prefer to consider this species questionable in the Mediterranean Sea.

Erinaceusyllis serratosetosa (Hartmann-Schröder, 1960)

Material examined. Ardenza, Livorno, Tyrrhenian Sea (43.5165° N, 10.3143° E), 2 m, 07/2019: 15 speci-

mens; 09/2019: 1 specimen.

Remarks. The first Mediterranean record of the species appears identical to the original description for the chaetal shape, but also shows discrepancies, for instance in the absence of eyes (San Martín, 2003). The species has later been reported for the Italian coast in the Adriatic Sea (Musco, 2012); its occurrence is confirmed by new data for the Tyrrhenian Sea, close to the port of Livorno. Some Tyrrhenian specimens correspond to the description by San Martín (2003), with eyes extremely reduced or absent, while other specimens are a better match for topotypic material (San Martín, 2005). Intraspecific variation in presence and size of eyes has already been identified in other *Erinaceusyllis* species (Langeneck *et al.*, 2018b). Unlike *E. belizensis*, this species has been reported as a NIS by Zenetos *et al.* (2017), Servello *et al.* (2019) and EC (2019); however, in this case too the direct development and the absence of dispersal phases suggest that this might represent an undescribed native species. For this reason we prefer to consider it questionable, as the other congeneric species.

Syllis alosae San Martín, 1992

Remarks. This species has been reported only once for Otranto (Southern Adriatic Sea) on the basis of three individuals (Giangrande *et al.*, 2003). Although the examined material corresponded to the original description (San Martín, 1992), it was never illustrated, and the specimens are currently lost. For this reason, and considering the absence of further records, we prefer to consider this species questionable.

Family TERESELLIDAE Johnston, 1846

Loimia medusa Savigny, 1822

= *Axionice medusa* (Savigny, 1822)

Remarks. There is growing evidence that this species, originally described for the Red Sea, occurs in the Eastern Mediterranean as an established NIS (Dorgham & Hamdy, 2015; Zenetos *et al.*, 2018). However, the only record in Italian waters refers to few specimens collected in 1987 in the Strait of Sicily (Albertelli *et al.*, 1995); this record was not followed by other findings and a description of the specimens is not available. Moreover, there is some evidence that the allegedly pantropical *L. medusa* represents a species complex (Hutchings & Glasby, 1995). For these reasons, we consider it questionable in Italian waters.

Pista unibranchia Day, 1963

= *Pista unibranchiata* Day, 1963 [*lapsus calami* in Mohammad, 1980; Çinar, 2005; Zenetos *et al.*, 2010; Çinar *et al.*, 2012]

Material examined. Piombino, Tyrrhenian Sea (42.9342° N, 10.5531° E), 15 m, 11/2018: 3 specimens.

Remarks. *Pista unibranchia* differs from all congeneric species in having a single central branchiae. It was described for South Africa (Day 1963) and recorded for the first time in Italy by Cantone (1981), followed by records in the whole Mediterranean Sea (Çinar, 2005; Zaâbi *et al.*, 2012; Çinar *et al.*, 2014b; López & Richter, 2017;

Grimes *et al.*, 2018) and in the North-eastern Atlantic Sea (López & Richter, 2017). In Italian waters this species was frequently recorded in the Ionian Sea and Strait of Sicily (Cantone *et al.*, 1993; 2003; Deidun *et al.*, 2016), but it is considered widespread (Castelli *et al.*, 2008). However, it should be noted that the first Mediterranean record by Cantone (1981) included both individuals with one asymmetric branchia, and individuals with two branchiae of different size, which do not correspond to *P. unibranchia*, and might belong to the recently described *Pista adriatica* Mikac & Hutchings, 2017 and *Pista colini* Labrune, Lavesque, Bonifácio & Hutchings, 2019. It is unclear how many records of the species took in consideration the wrong identification of part of Cantone's material, thus identifying specimens with one pair of branchiae (instead of a single one) as *P. unibranchia*. The actual distribution of *P. unibranchia* might therefore be narrower than previously suggested.

Although the occurrence of *Pista* specimens with a single, asymmetric branchia, morphologically corresponding to *P. unibranchia*, has been confirmed by our data for the Ionian and Tyrrhenian Sea, the recent discovery of new species of this genus in the Mediterranean Sea (Mikac & Hutchings, 2017; Labrune *et al.*, 2019), along with its complex taxonomy and a likelihood of intrinsic cryptic diversity, suggests that this might actually represent an undescribed taxon. Moreover, although the most plausible means of introduction for *P. unibranchia* in the Mediterranean Sea is commonly identified as migration through the Suez Canal (Zenetos *et al.*, 2010; Çinar, 2013), the species is unknown in the Red Sea (Wehe & Fiege, 2002), and the only record for the Persian Gulf corresponds to an intertidal species (Mohammad, 1980), while Day (1963) reported this species between 48 and 60m depth off the Indian coast of South Africa, suggesting that Mohammad's (1980) record does not actually refer to this species. The reproductive strategy of *Pista* species is currently unknown (Hiebert, 2015). However, Terebellidae are known to include both species with lecithotrophic, short-lived planktonic larvae and species brooding larvae in their tube (McHugh, 1993). None of the two developmental modes described for this family is compatible with a dispersal through ballast waters, raising additional doubt on the actual status as NIS of *P. unibranchia*. We therefore suggest that this should be considered a questionable NIS in the Mediterranean Sea.

Pistella lornensis (Pearson, 1969)

Remarks. *Pistella lornensis* was reported for the first time in the Mediterranean in the Aegean Sea (Arvanitidis, 2000) and then recorded by Musco *et al.* (2013) off the Southern coast of Sicily. Only recently, Mikac & Hutchings (2017) described two new species, *Pistella rovignensis* and *Pista adriatica*, from soft substrates of Northern Adriatic Sea. The same authors suggested that all Mediterranean records of *P. lornensis* might correspond to both *P. rovignensis* and *P. adriatica*. Moreover, *Pista mediterranea* Gaillande, 1970 shows very similar features (Gaillande, 1970) and could have been misidentified as *P. lornensis*. The actual occurrence of *P. lornensis* in the

Mediterranean Sea therefore cannot be confirmed, and previous records need to be checked. Given the difficulty in identifying these organisms, associated with a high pseudocryptic diversity of the genus, we consider the record of *P. lornensis* questionable. Moreover, according to Jirkov & Leontovich (2017) *Pistella lornensis* should be synonymised with *Pista cristata* (Müller, 1776), although, as several changes proposed in this publication, this suggestion has not been widely accepted.

Excluded species

Family ALCIOPIDAE Ehlers, 1864

Rhynchonereella petersi (Langerhans, 1880)

Remarks. This is a wide-distribution pelagic species with tropical affinity, occurring in the Atlantic, Pacific and Indian Ocean (Jiménez-Cueto & Suárez-Morales, 2008); only Castelli *et al.* (2008) consider it non-indigenous in the Mediterranean Sea, while it is absent from all other NIS checklists. The occurrence of *R. petersi* in the Mediterranean Sea is likely due to a natural expansion through the Strait of Gibraltar, even though possibly fostered by the increase of surface water temperature. We here regard it as a native species in the Mediterranean Sea.

Family AMPHINOMIDAE Lamarck, 1818

Notopygos crinita Grube, 1855

Remarks. This species has been previously listed in Mediterranean checklists (Zenetos *et al.*, 2005a; 2010; Occhipinti-Ambrogi *et al.*, 2011; Servello *et al.*, 2019) following the alleged synonymy between *N. crinita* and *N. megalops* stated by Salazar-Vallejo (1997). However, more complete material showed that the two species are indeed distinct (Yáñez-Rivera & Carrera-Parra, 2012). For this reason, *N. crinita* should be removed from Mediterranean checklists.

Family CIRRATULIDAE Carus, 1863

Kirkegaardia dorsobranchialis (Kirkegaard, 1959)
= *Monticellina dorsobranchialis* (Kirkegaard, 1959)

Remarks. After the first records in the Eastern Mediterranean Sea, this species was considered as a possible Lessepsian immigrant (Harmelin, 1969). Although this hypothesis was considered erroneous by later works, on the basis of the type locality in the tropical Eastern Atlantic Ocean (Zenetos *et al.*, 2005a), the species has occasionally been considered a Lessepsian NIS (Deidun *et al.*, 2016). According to Blake (2016), this species is possibly restricted to the West-African coast, and Mediterranean records refer to the native *Kirkegaardia heterochaeta* (Laubier, 1966) or to undescribed species of the genus. Therefore, Mediterranean records of *Kirkegaardia* Blake, 2016 should be related to native species of the genus, and *K. dorsobranchialis* should be removed from Mediterranean checklists.

Family EUNICIDAE Berthold, 1827

Lysidice hebes (Verrill, 1900)

Remarks. This species is considered a West-Atlantic vicariant of the widespread *Lysidice unicornis* (Grube, 1840) (Rullier, 1974) with uncertain taxonomic validity (Diaz-Diaz *et al.*, 2016). *L. hebes* has been sporadically reported in the Mediterranean Sea (Box *et al.*, 2010), and in Italian waters as well (Bedini *et al.*, 2014), but all records are included in species checklists, without any comparison with the native *L. unicornis*. It is likely that this naming could have originated from an erroneous synonymy of this species with *L. unicornis* in the Caribbean records (Salazar-Vallejo & Carrera-Parra, 1998). For this reason we exclude this species from the non-indigenous polychaetes recorded in Italian waters.

Family GLYCERIDAE Grube, 1850

Glycera capitata Ørsted, 1843

Remarks. Despite having been commonly reported in Mediterranean checklists (e.g. Castelli *et al.*, 2008; Çinar *et al.*, 2014b; Mikac, 2015), *G. capitata* is considered by Böggemann (2002) a cold species with bipolar distribution whose presence in Mediterranean waters is unlikely. Faulwetter *et al.* (2017) suggest that Mediterranean records can be referred to *Glycera lapidum* Quatrefages, 1866 or *Glycera noelae* Böggemann, Bienhold & Gaudron, 2012.

The species has never been reported in Mediterranean checklists as a non-indigenous species, but it is included in the EC (2019) EASIN database, as it has been reported as a NIS in the Black Sea (Kurt Şahin & Çinar, 2012). This listing might have led to its inclusion as a dubious alien species by ISPRA (2019).

Family HESIONIDAE Grube, 1850

Leocrates chinensis Kinberg, 1866

Remarks. This species never occurred in the Mediterranean Sea. As explained by Faulwetter *et al.* (2017), it was reported after Hartman (1940) synonymised *L. chinensis* and *Leocrates claparedii* (Costa in Claparède, 1858). The latter species has type locality in the Gulf of Naples and is a common native species in the Mediterranean Sea. Following studies took this proposal in consideration, systematically confusing *L. chinensis* and *L. claparedii*. According to Wang *et al.* (2018), *L. chinensis* and *L. claparedii* are two distinct species, and *L. chinensis* does not occur in the Mediterranean Sea.

Family LUMBRINERIDAE Schmarda, 1861

Abyssoninoe hibernica (McIntosh, 1903)

Remarks. This species has been recorded in the Mediterranean Sea only recently (D'Alessandro *et al.*, 2016a), and was considered a dubious NIS by ISPRA (2019). However, the re-examination of Lumbrineridae samples collected in the 1970s-1980s highlighted the occurrence of the species in the Mediterranean. Its apparent scarcity is due to misidentification as *Lumbrineris emandibulata mabitii* Ramos, 1976 (which in turn most likely should be transferred to *Abyssoninoe* Orensanz, 1990). *A. hibernica* is a species with type locality in the North-eastern Atlantic Ocean, and its relatively recent record in the Mediterranean Sea is due to a renewed attention to polychaete

taxonomy, rather than to a recent introduction. For this reason, *A. hibernica* should be considered native in the Mediterranean Sea.

Gallardonis iberica Martins, Carrera-Parra, Quintino & Rodrigues, 2012

Remarks. Although *G. iberica* is listed by ISPRA (2019) as a dubious NIS in Italian waters, this is a native, historically overlooked species, whose description is due to a recent revamping of Lumbrineridae taxonomy (Martins *et al.*, 2012). Its almost contemporary record with abundant populations in the whole Mediterranean Sea (Bertasi *et al.*, 2014; García Gómez *et al.*, 2015; D'Alessandro *et al.*, 2016a; Katsiaras *et al.*, 2018) confirms its native status.

Lumbrineris acutifrons McIntosh, 1903

Remarks. *Lumbrineris acutifrons* is a poorly known species; it is not treated in the revision of the genus *Lumbrineris* Blainville, 1828 by Carrera-Parra (2006), and the original description (McIntosh, 1903) suggests that this species should possibly be assigned either to *Abyssoninoe* Orensanz, 1990 or to *Cenogenus* Chamberlin, 1919. However, as the type locality is unknown (presumably in the deep North-eastern Atlantic Ocean, since the holotype was collected in the 1870 Porcupine Expedition) and the description is not very detailed, the actual identity of *L. acutifrons* is currently uncertain.

The record of this species in the Mediterranean Sea (Zenetos *et al.*, 2010; AA.VV., 2011; EC, 2019) is due to a transcription error of *Lumbrinerides acutiformis* (Gallardo, 1967). This interpretation is supported by its report as *Lumbrineris acutifrons* Gallardo, 1967 in Zenetos *et al.* (2010). Although this species is reported as non-indigenous in the 2018 MSFD report (ISPRA, 2019), currently there is no reliable report of *L. acutifrons* for the Mediterranean Sea.

Lumbrineris pinaster Martins, Carrera-Parra, Quintino & Rodrigues, 2012

Remarks. ISPRA (2019) reports this species as a dubious NIS in Italian waters, possibly due to its relatively recent record in the Mediterranean Sea (García Gómez *et al.*, 2015). However, the recent discovery of this species (Martins *et al.*, 2012) is due to a renewed interest for European Lumbrineridae taxonomy, and this species has most likely been misidentified as *Lumbrineris latreilli* Audouin & Milne-Edwards, 1833. The type locality in Portuguese waters strongly supports its native status in the Mediterranean Sea.

Family PARAONIDAE Certuti, 1909

Levinsenia demiri Çinar, Dağlı & Acik, 2011

Remarks. The genus *Levinsenia* Mesnil, 1897 has been recently revised, with substantial taxonomic changes concerning the Mediterranean species (Çinar *et al.*, 2011; Çinar & Dağlı, 2013). The majority of Mediterranean specimens recorded as *Levinsenia gracilis* (Tauber, 1879) should be identified as *L. demiri*, a native species with type locality in the Mediterranean Sea; the occur-

rence of *L. gracilis* in the Mediterranean is instead uncertain. Perhaps based on the recent detection of the species, *L. demiri* is reported as possibly non-indigenous in ISPRA (2019); this conclusion is however based on an incorrect interpretation of the available literature.

Family SABELLIDAE Latreille, 1825

Acromegalomma vesiculosum (Montagu, 1813)

Remarks. According to Giangrande & Licciano (2008), this species is absent from the Mediterranean Sea, and Mediterranean records should be assigned to *Acromegalomma lanigerum* (Grube, 1846). The species is cited in ISPRA (2019) as a dubious non-indigenous species; it is, most likely, a misidentification of a native *Acromegalomma*.

Family SERPULIDAE Rafinesque, 1815

Hydroides dianthus (Verrill, 1873)

Remarks. This species has been historically considered a non-indigenous species, probably with West-Atlantic origin (Bianchi, 1981). Recently, Sun *et al.* (2017b) highlighted a high degree of molecular diversity within Mediterranean populations, and conversely a far lower diversity in populations outside the Mediterranean basin. Thus, it is likely that *H. dianthus* is native to the Mediterranean basin, and alien in the remaining range of occurrence, type locality included. Here we follow Sun *et al.* (2017b) in considering *H. dianthus* native to the Mediterranean Sea.

Hydroides sanctaecrucis Krøyer in Mörch, 1863

Remarks. This species is native to the Caribbean and has recently been discovered in several Pacific sites (Lewis *et al.*, 2006; Bastida-Zavala, 2009; Carlton & Eldredge, 2009; Ferrario & Minchin, 2017). It is considered an aggressive fouler and practically impossible to eradicate once it is established. The dispersal of this species beyond its native range seems to be associated with transport by shipping, as well as with shellfish aquaculture (Çinar, 2013; Rech *et al.*, 2018).

Rech *et al.* (2018) recently identified 15 specimens associated with floating debris in the Lagoon of Venice as *H. sanctaecrucis*, suggesting that its presence in the Mediterranean might have been overlooked due to misidentification as the native and widespread *H. dianthus*. However, Rech *et al.* (2018) overtly stated that they did not examine the morphology of the retrieved material, employing 18S rDNA sequences for identification and retrieving a sequence identity $\geq 97\%$ with reference sequences of *H. sanctaecrucis* deposited on GenBank. A quick search on the same database shows an identity $\geq 99\%$ between 18S sequences of *H. sanctaecrucis* and several congeneric species, with all *H. sanctaecrucis* sharing a 100% sequence identity; more generally, 18S rDNA sequences have identity close to 100% in closely related species, and are ill-suited for molecular identification (see Tang *et al.*, 2012). Unfortunately, sequences deposited by Rech *et al.* (2018) are currently unavailable from GenBank (08.05.2019), but the relatively low sequence identity retrieved demonstrates that their speci-

mens did not belong to *H. sanctaerucis*, and the species should be removed from current non-indigenous species checklists.

Family SYLLIDAE Grube, 1850

Streptosyllis arenae Webster & Benedict, 1884

Material examined. *Streptosyllis nunezi* Faulwetter, Vasileiadou, Papageorgiou & Arvanitidis, 2008 – Marina di Pisa, Tyrrhenian Sea (43.6748° N, 10.2702° E), 1.5 m, 07/1985: 1 specimen; 0.5 m, 09/2017: 1 specimen.

Remarks. Faulwetter *et al.* (2008) suggest that Mediterranean and Eastern-Atlantic records of this species should actually be assigned to the recently described, and native, *S. nunezi*. The re-examination of the specimen upon which the first record of this species was based (Castelli & Lardicci, 1986) and of material retrieved from the same locality confirmed that these specimens belong to *S. nunezi*. For this reason, the species should be removed from Mediterranean polychaete checklists.

Trypanosyllis gigantea (McIntosh, 1885)

Remarks. The only Mediterranean record of this species is due to Cognetti (1958), who reported this species from the Lagoon of Venice. However, this record should likely be assigned to the native *Trypanosyllis aeolis* Langerhans, 1879. In agreement with Mikac (2015), we suggest to remove it from Mediterranean checklists.

Family TERESELLIDAE Johnston, 1846

Streblosoma comatus (Grube, 1859)

Remarks. The occurrence of *S. comatus* in Italian waters has been suggested by Çinar (2009) on the basis of the alleged correspondence between *S. comatus* and *Streblosoma hesslei* Day, 1955 *sensu* Giangrande *et al.* (1981). Recently, Lezzi & Giangrande (2018a) demonstrated that *Terebella comata* Grube, 1859 belongs to *Thelepus* Leuckart, 1849, and the species identified with this name occurring in the Mediterranean Sea corresponds to *S. pseudocomatus*. The species should therefore be excluded.

Streblosoma hesslei Day, 1955

Remarks. Specimens identified as *S. hesslei* by Giangrande *et al.* (1981) from Ischia (Naples) on the basis of the description should be assigned to the native *Streblosoma nogueirai* Lezzi & Giangrande, 2018, recently described for shallow hard bottoms of the southern Adriatic Sea (Lezzi & Giangrande, 2018a). For this reason, this species should be removed from Mediterranean checklists.

Discussion

Confirmed and unconfirmed polychaete NIS in Italian waters

The comparison between different literature sources (published literature, online databases, national reports) highlighted 86 polychaete species which have been con-

sidered as NIS (alien or cryptogenic) in at least one literature source. This number is strikingly high, when compared to the 34 species reported from Spain overall (28 from the Mediterranean part) (López & Richter, 2017), the 47 species from Greece (Faulwetter *et al.*, 2017), the 19 species from Cyprus (Katsanevakis *et al.*, 2009) and the 66 species from Turkey (Çinar *et al.*, 2014b), as well as the overall number of 132 polychaete NIS reported for the whole Mediterranean Sea (Zenetos *et al.*, 2012; 2017). However, a critical revision of the available literature allowed to confirm the status of alien species only for 25 of them, while another 3 were considered cryptogenic. If cryptogenic species are included in NIS, the overall number of confirmed NIS would amount to 28, which is actually close to the number of species reported by López & Richter (2017) for Italy. It is, however, noteworthy that 40 species historically listed as NIS have been considered questionable here, either because the available literature does not allow to be certain on their identification, or because morphological data point at discrepancies between Mediterranean and topotypic material, suggesting that they might actually represent undescribed native species. Conversely, several alien or cryptogenic species have been reported only in recent years (e.g. D'Alessandro *et al.*, 2016; Lipej *et al.*, 2017; Dragičević *et al.*, 2019). Although the number of confirmed NIS is apparently close to that reported by López & Richter (2017), the updated list is clearly different from the one compiled by Occhipinti Ambrogio *et al.* (2011). Lastly, 18 taxa, representing a sizable part of all evaluated species, were excluded, either because they were actually native species mistakenly considered non-indigenous, or because their report was based on the misidentification of native species. The most striking case is represented by the opportunistic serpulid *Hydroides dianthus*, showing an almost cosmopolitan distribution and until recently considered non-indigenous in the Mediterranean Sea; molecular data showed that the Mediterranean hosts the higher number of haplotypes, and most likely represents the native range of the species (Sun *et al.*, 2017b) (Fig. 5).

Comparing our data with previous lists of polychaete NIS in Italian waters, the current estimate is comparable to that by Zenetos *et al.* (2005), slightly lower than that by Occhipinti-Ambrogio *et al.* (2011) and higher than

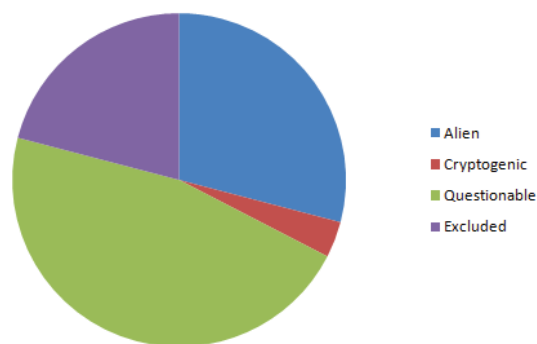


Fig. 5: Repartition of polychaete species reported as NIS in Italian waters in the four categories employed.

the conservative view held by GSA SIBM (2018). It is conversely distinctly lower than the estimates by Castelli *et al.* (2008), Zenetos *et al.* (2010; 2012; 2017), AA.VV. (2011), ISPRA (2019), Servello *et al.* (2019) and EASIN (2019). Although Zenetos *et al.* (2010; 2012; 2017) and ISPRA (2011) listed all polychaetes reported as NIS in Mediterranean waters, and EASIN (2019) includes all NIS reported in European waters, we considered only those species that have been reported for Italian waters, making these data comparable. The presence in Zenetos *et al.* (2010) of some species that are absent in Castelli *et al.* (2008) is due to the fact that they were already widespread in the oriental part of the basin, but their expansion in Italian waters took place only some years later. The variation in estimates of the number of polychaete NIS does clearly depend on changes in their distribution and on a renewed attention towards these taxa in Italian waters; however, it also reflects different approaches to the study of non-indigenous species lists, in particular regarding the categories of questionable and cryptogenic species. Only Zenetos *et al.* (2005) made a distinction between questionable species and confirmed alien species, while all other sources either exclude species, or list them as confirmed alien species. Our survey of available literature highlighted that questionable species account for the 47% of all evaluated taxa, thus representing a sizable fraction of all polychaetes reported as NIS. Several of these taxa have been reported only once, and all from the same, relatively restricted area in the Ionian Sea; the original publications do not include any description of the Mediterranean material, and all attempts to retrieve it from the polychaete collection of the University of Catania did not succeed. The re-examination of the Mediterranean material identified as *Platynereis cf. australis* showed that the specimens do not correspond to native *Platynereis* species, but the preservation status of this material prevents a more precise identification.

The repartition of different categories within different families clearly reflects the current status of taxonomic research. Only three families, namely Serpulidae, Sabeliidae and Dorvilleidae, include a majority of confirmed alien species (Fig. 6); all these families are well-known from the taxonomic point of view and have been the subject of recent revisions also based on molecular data (Simonini *et al.*, 2009; Sun *et al.*, 2017a; Del Pasqua *et al.*, 2018), which allowed to clarify the identity and NIS status of several taxa. The alien species status of *Ficopomatus enigmaticus* and *Spirobranchus tetraceros s.l.* was confirmed despite the taxonomic uncertainties surrounding these taxa (Styan *et al.*, 2017; Perry *et al.*, 2018) as both represent species complexes with Indo-Pacific affinity, and are certainly non-indigenous in the Mediterranean Sea. The family with the highest number of cryptogenic species is Terebellidae (Fig. 6). Terebellidae included in this category are a good match for topotypic material, but the absence of dispersal stages invites to caution towards this conclusion. Questionable species included 47% of the evaluated taxa, and a very high number of families, whose actual diversity is often understudied, and which most likely include numerous undescribed species even

in the Mediterranean Sea. The family with the highest number of taxa in this category was Spionidae, followed by Terebellidae, Syllidae, Capitellidae and Nereididae. All these families are characterised by a notoriously underestimated pseudocryptic diversity, with new species frequently described even from well-known areas (Tomiocka *et al.*, 2016; Lavesque *et al.*, 2017; Langeneck *et al.*, 2018b; Lavesque *et al.*, 2019), and molecular data highlighting complex diversity patterns, often with several sympatric cryptic or pseudocryptic lineages (Wäge *et al.*, 2017; Nygren *et al.*, 2018). The list of questionable species points therefore at gaps in the knowledge of Mediterranean polychaete taxonomy, and a number of doubts can be resolved by a thorough re-examination of the material upon which old records were based. Unfortunately, we did not have the chance to re-examine the material of the collection of prof. Grazia Cantone (University of Catania), including several taxa that have been recorded in Italian waters only once, all for the same area in the Ionian Sea (e.g. *Diopatra hupferiana*, *Isolda pulchella*, *Leodice antennata*, *Notopygos megalops*). In the absence of further records, all these species have been considered questionable, often in agreement with other checklists (Faulwetter *et al.*, 2017). Lastly, the highest number of taxa among excluded species belongs to Lumbrineridae, Serpulidae, Syllidae and Terebellidae (Fig. 6). In the case of Lumbrineridae, Syllidae and Terebellidae, this highlights the complex taxonomy of the family, and the frequent occurrence of misidentifications. It is noteworthy that Mediterranean lists included another two exotic taxa, namely *Sphaerosyllis brandhorsti* Hartmann-Schröder, 1965 and *Irmula spissipes* Ehlers, 1913, two poorly known Syllidae (Musco & Giangrande, 2005) which have not been included in the present list as they were never considered non-indigenous species. These records are likely based on specimens of *Erinaceusyllis* sp. and *Dioplosyllis cirrosa* Gidholm, 1962, respectively. Taxonomists, and even more parataxonomists, should therefore be extremely cautious and possibly rely on expert opinion before reporting taxa belonging to these families as NIS. The case of Serpulidae is rather different, as this family is well studied from the taxonomic point of view; *Hydroides dianthus* has been recently removed from Mediterranean NIS lists following Sun *et al.* (2017b), while the record of *Hydroides sanctaecrucis* for the Lagoon of Venice was based on DNA sequences only (Rech *et al.*, 2018), and the low sequence identity with *H. sanctaecrucis*, considering the molecular marker chosen for this study, actually leads to reject this record.

Where do polychaete NIS come from?

The repartition taking into account the origin of the alleged polychaete NIS highlighted similar percentages for the four main biogeographic categories, namely Indian (23%), Western Atlantic (22%), Eastern Atlantic (21%) and Western Pacific (16%). Species with unknown origin and from the Eastern Pacific gave minor contributions, while Mediterranean, Arctic and Antarctic species were

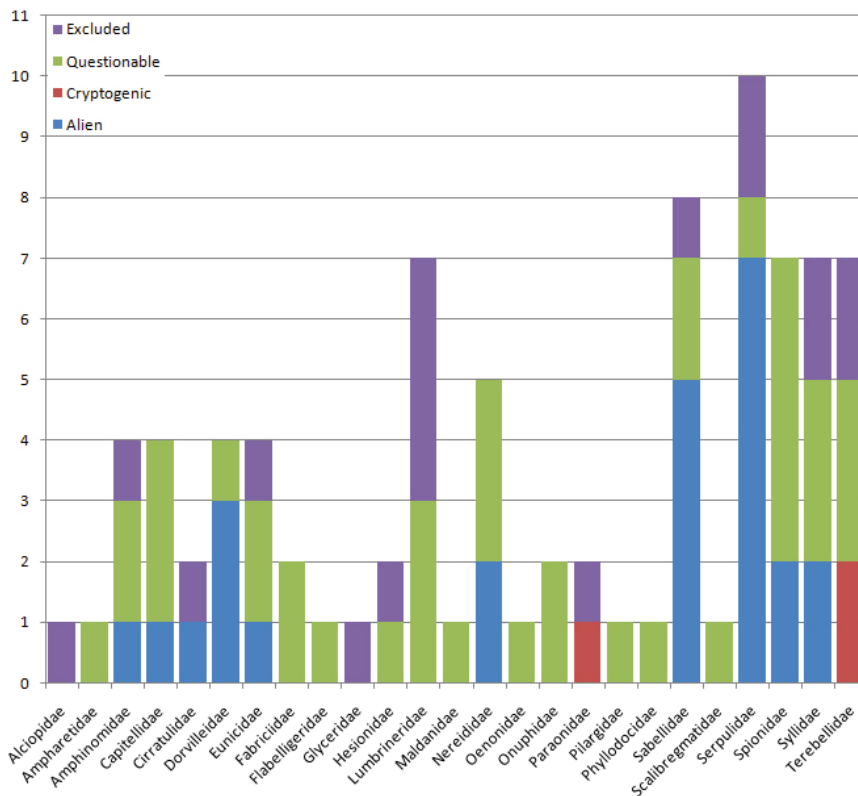


Fig. 6: Repartition of the four NIS categories within each polychaete family.

represented by only four species overall, and these were all excluded NIS, with the exception of the Arctic *Paraniphris birulai*, considered cryptogenic (Fig. 7). This repartition, however, does not match what is observed when separating the four NIS categories. The vast majority of confirmed alien species has Indo-Pacific affinity, with Indian, Western Pacific and Eastern Pacific species representing the 31%, 23% and 15%, respectively. Species with unknown origin accounted for 15% of the confirmed aliens species, while Western Atlantic species and Eastern Atlantic species accounted for 8% each (Fig. 8). The low number of cryptogenic species identified in this study makes comparisons with the other groups unreliable, but it does not include species with Indo-Pacific affinity. These results suggest that in the case of Indo-Pacific species it is relatively easy to sort out whether or not a species is alien, while in the case of species with Atlantic affinity the possibility of a species complex, or a different interpretation of the distributional pattern observed, related to centuries of trans-Atlantic trade (Sun *et al.*, 2017b), often cannot be excluded. The category of questionable species showed a repartition relatively close to the one including all categories, with a similar contribution by Indian (29%), Western Atlantic (23%) and Eastern Atlantic (23%), a slightly lower contribution by Western Pacific (20%), and a lesser contribution by Eastern Pacific (6%) (Fig. 8). Again, this is not surprising, as this category mostly includes taxa whose taxonomy is currently

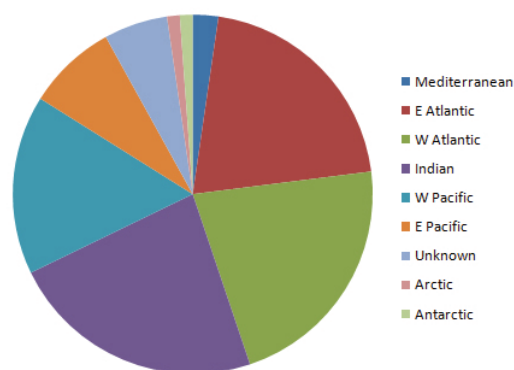


Fig. 7: Repartition of all polychaete NIS reported in Italian waters according to biogeographic origin.

understudied, leading to great uncertainties regardless of the type locality of the taxon considered. Lastly, Atlantic and Mediterranean species represent almost the totality of the excluded species, with a major contribution by Eastern Atlantic (44%), and less pronounced contributions by Western Atlantic (22%) and Mediterranean (11%). This is mainly due to the erroneous inclusion of species with type locality in the North-eastern Atlantic Ocean in NIS lists. These taxa are native to the Mediterranean Sea, and their recent detection is due to an improved interest on taxonomy, rather than to a recent introduction.

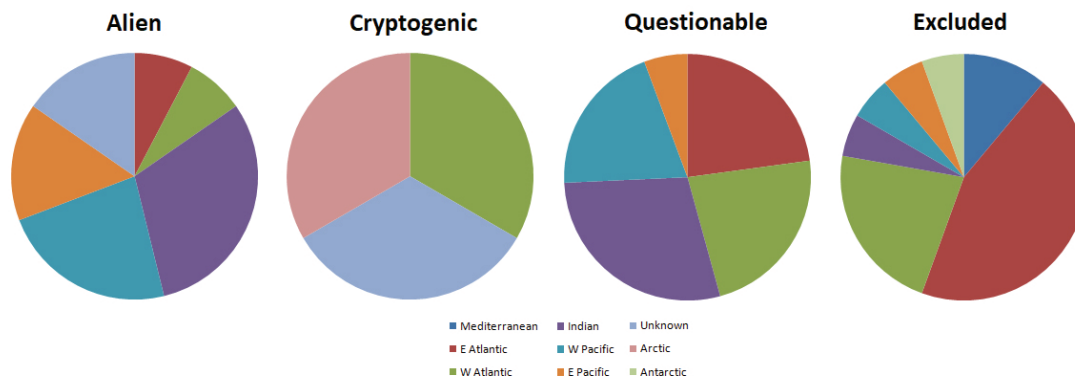


Fig. 8: Percentage contributions of different biogeographic origins to the four NIS categories identified.

This revision highlighted that, out of the 86 polychaete NIS reported from Italy, only 25 can be confirmed as aliens, and 18 should be excluded from lists of non-indigenous species. Approximately half of the polychaetes reported as NIS for Italian waters (51%) should be instead considered cryptogenic or questionable, mainly because of the uncertain taxonomy and the absence of details on their distribution and occurrences. This high percentage of uncertainties in NIS definition highlights the need for further investigations in taxonomy, biogeography and phylogeography of several taxa, belonging to a high number of polychaete families, and the subsequent necessity of a renewed interest in polychaete taxonomy, a field whose importance has been reaffirmed in recent years, but that is still declining in Italy (Terlizzi *et al.*, 2003; Giangrande *et al.*, 2005; Boero, 2010). Further efforts in polychaete taxonomy will likely allow to settle the status of a large part of the questionable and cryptogenic species, leading to a number of confirmed NIS occurring in Italian marine waters which might be comparable to that of other better known invertebrate taxa.

Acknowledgements

We are indebted to Gioia Benedettini, Silvia Chemello, Chiara Lombardi, Agnese Marchini, Lorenzo Pacciardi and Andrea Vannucci, who allowed us the examination of a relevant part of the material analysed herein, to Anna Maria Pastorelli for sharing data about *Lumbrineris perkinsi* in the Adriatic Sea, to Fabio Viglianisi for his updates on the availability of the collection of prof. Grazia Cantone, and to Jonathan Tempesti for his help in the sampling and sorting of port fouling assemblages. Samples from La Spezia were taken in the frame of the project “Will coralline algae reef mitigate climate change effects on associated fauna?” funded through an International Exchange Grant by the Royal Society of London. Lastly, we thank four anonymous reviewers for their careful and useful comments on the manuscript and to Chiara Strazzulla for the careful editing of the English expression.

References

- AA.VV., 2011. *Atlante delle specie non indigene nei mari italiani e nel Mediterraneo. Progetto in convenzione con il Ministero dell'Ambiente e della Tutela del Territorio*. <https://www.medalien.isprambiente.it> (Accessed 15 October 2019).
- Abbiati, M., Bianchi, C.N., Castelli, A., Giangrande, A., Lardicci, C., 1991. Distribution of polychaetes on hard substrates of the midlittoral-infralittoral transition zone, Western Mediterranean. *Ophelia*, 5, 421-432.
- Aguirre, O., San Martín, G., Baratech, L., 1986. Presencia de la especie *Polydora colonia* Moore, 1907 (Polychaeta, Spionidae) en las costas españolas. *Miscellània Zoològica*, 10, 375-377.
- Ahrens, J.B., Borda, E., Barroso, R., Paiva, P.C., Campbell, A.M., *et al.*, 2013. The curious case of *Hermodice carunculata* (Annelida: Amphinomidae): evidence for genetic homogeneity throughout the Atlantic Ocean and adjacent basins. *Molecular Ecology*, 22, 2280-2291.
- Albertelli, G., Chiantore, M., Drago, N., 1995. Macrobenthic assemblages in Pelagic Islands and Pantelleria (Ionian Sea, Mediterranean). *Oebalia*, 21, 115-123.
- Amoureux, L., Josef, G., O'Connor, B., 1980. Annélides polychètes de l'éponge *Fasciospongia cavernosa* Schmidt. *Cahiers de Biologie Marine*, 21, 387-392.
- Arias, A., Giangrande, A., Gambi, M.C., Anadón, N., 2013a. Biology and new records of the invasive species *Branchioma bairdi* (Annelida: Sabellidae) in the Mediterranean Sea. *Mediterranean Marine Science*, 14, 162-171.
- Arias, A., Barroso, R., Anadón, N., Paiva, P.C., 2013b. On the occurrence of the fireworm *Eurythoe complanata* complex (Annelida, Amphinomidae) in the Mediterranean Sea with an updated revision of the alien Mediterranean amphinomids. *Zookeys*, 337, 19-33.
- Arias, A., Paxton, H., 2014. First record of the polychaetous annelid *Diopatra micrura* Pires *et al.*, 2010 in the Mediterranean Sea. *Mediterranean Marine Science*, 15, 5-8.
- Arvanitidis, C., 2000. Polychaete fauna of the Aegean Sea: inventory and new informations. *Bulletin of Marine Science*, 66, 73-96.
- Atzori, G., López, E., Addis, P., Sabatini, A., Cabiddu, S., 2016. First record of the alien polychaete *Naineris setosa* (Scole-

- cida; Orbiniidae) in Tyrrhenian Sea (Western Mediterranean). *Marine Biodiversity Records*, 9, 5.
- Augener, H., 1918. Polychaeta. *Beitrage zur Kenntnis der Meeresfauna Westafrikas*, 2 (2), 67-625, plates II-VII.
- Barroso, R., Klautau, M., Solé-Cava, A.M., Paiva, P.C., 2010. *Eurythoe complanata* (Polychaeta: Amphinomidae), the 'cosmopolitan' fireworm, consists of at least three cryptic species. *Marine Biology*, 157, 69-80.
- Bastida Zavala, J.R., 2009. 43. Serpulidae Rafinesque, 1815. p. 511-544. In: *Poliquetos (Annelida: Polychaeta) de México y América Tropical*. León González, J. A. de, Bastida-Zavala, J.R., Carrera Parra, L.F. (Eds.). Universidad Autónoma de Nuevo León, Monterrey, México.
- Bastida Zavala, J.R., ten Hove, H.A., 2002. Revision of *Hydroides* Gunnerus, 1768 (Polychaeta: Serpulidae) from the Western Atlantic region. *Beaufortia*, 52, 103-178.
- Bedini, R., Bedini, M., Bonechi, L., Piazzini, L., 2015. Effects of non-native turf-forming Rhodophyta on mobile macro-invertebrate assemblages in the north-western Mediterranean Sea. *Marine Biology Research*, 11, 430-437.
- Ben-Eliahu, M.N., 1972. Polychaeta Errantia of the Suez Canal. *Israel Journal of Zoology*, 21, 189-237.
- Ben-Eliahu, M.N., 1976. Errant polychaete cryptofauna (excluding Syllidae and Nereidae [sic]) from rims of similar intertidal vermetid reefs on the Mediterranean coast of Israel and in the Gulf of Elat. *Israel Journal of Zoology*, 25, 156-177.
- Ben-Eliahu, M.N., 1977. Polychaete cryptofauna from rims of similar intertidal vermetid reefs on the Mediterranean coast of Israel and in the Gulf of Elat: Syllinae and Eusyllinae (Polychaeta, Errantia, Syllidae). *Israel Journal of Zoology*, 26, 1-58.
- Ben-Eliahu, M.N., ten Hove, H.A., 1992. Serpulids (Annelida: Polychaeta) along the Mediterranean coast of Israel - new population build-ups of Lessepsian migrants. *Israel Journal of Zoology*, 38, 35-53.
- Ben-Eliahu, M.N., ten Hove, H.A., 2011. Serpulidae (Annelida: Polychaeta) from the Suez Canal - from a Lessepsian migration perspective (a monograph). *Zootaxa*, 2848, 1-147.
- Bertasi, F., 2016. The occurrence of the alien species *Polydora cornuta* Bosc, 1802 (Polychaeta: Spionidae) in North Adriatic lagoons: an overlooked presence. *Italian Journal of Zoology*, 83 (1), 77-88.
- Bertasi, F., Lomiri, S., Vani, D., Trabucco, B., Virno Lamberti, C., 2014. First record of genus *Gallardoneris* (Polychaeta: Lumbrineridae) in Mediterranean marine waters. *Marine Biodiversity Records*, 7, e63.
- Bianchi, C.N., 1981. *Guide per il riconoscimento delle specie animali delle acque lagunari e costiere italiane. 5. Policheti serpuloidei*. Consiglio Nazionale delle Ricerche, Roma, 190 pp.
- Bick, A., 2005. Redescription of *Fabriciella tonerella* Banse, 1959, and a new record of *Novafabricia infratorquata* (Fitzhugh, 1983) from the Mediterranean Sea, with a key for the Fabriciinae (Annelida: Polychaeta) of the Mediterranean Sea and the north-east Atlantic. *Zoologischer Anzeiger*, 244, 137-152.
- Blake, J.A., 1983. Polychaetes of the family Spionidae from South America, Antarctica and adjacent seas and islands. *Biology of the Antarctic Seas XIV, Antarctic Research Series*, 39, 205-288.
- Blake, J.A., 2016. *Kirkegaardia* (Polychaeta, Cirratulidae), new name for *Monticellina* Laubier, preoccupied in the Rhabdozoela, together with new records and descriptions of eight previously known and sixteen new species from the Atlantic, Pacific, and Southern Oceans. *Zootaxa*, 4166, 1-93.
- Blake, J.A., Giangrande, A., 2011. *Naineris setosa* (Verrill) (Polychaeta, Orbiniidae), an American subtropical-tropical polychaete collected from an aquaculture facility in Brindisi (Adriatic Sea, Italy): A possible alien species. *Italian Journal of Zoology*, 78 S1, 20-26.
- Boero, F., 2010. The study of species in the Era of Biodiversity: a tale of stupidity. *Diversity*, 2, 115-126.
- Böttgermann, M., 2002. Revision of the Glyceridae Grube 1859 (Annelida: Polychaeta). *Abhandlungen der Senckenbergischen naturforschenden Gesellschaft*, 555, 1-249.
- Borda, E., Kudenov, J.D., Bienhold, C., Rouse, G.W., 2012. Towards a revised Amphinomidae (Annelida, Amphinomida): description and affinities of a new genus and species from the Nile Deep-sea Fan, Mediterranean Sea. *Zoologica Scripta*, 41, 307-325.
- Box, A., Martín, D., Deudero, S., 2010. Changes in seagrass polychaete assemblages after invasion by *Caulerpa racemosa* var. *cylindracea* (Chlorophyta: Caulerpales): community structure, trophic guilds and taxonomic distinctness. *Scientia Marina*, 74, 317-329.
- Breton, G., 2014. Espèces introduites ou invasives des ports du Havre, d'Antifer et de Rouen (Normandie, France). *Hydroécologie Appliquée*, 18, 23-65.
- Budaeva, N., Fauchald, K., 2011. Phylogeny of the *Diopatra* generic complex with a revision of *Paradiopatra* Ehlers, 1887 (Polychaeta: Onuphidae). *Zoological Journal of the Linnean Society*, 163, 319-436.
- Calado, R., Vitorino, A., Dionísio, G., Dinis, M.T., 2007. A recirculated maturation system for marine ornamental decapods. *Aquaculture*, 263, 68-74.
- Campoy, A., 1979. Lista de especies Anélidos Poliquetos conocidas de las costas de la Península Ibérica. *Investigacion Pesquera*, 43, 737-766.
- Cantone, G., 1981. Considerazioni sul genere *Pista* Malmgren, 1866 (Annelida, Polychaeta), con ridescrizione di *Pista unibranchia* Day, 1963. *Animalia*, 8, 67-72.
- Cantone, G., 1996. Censimento dei policheti dei mari italiani: Arabellidae Hartman, 1944, Oeonidae Kinberg, 1865. *Atti della Società Toscana di Scienze Naturali, Memorie, serie B*, 103, 99-103.
- Cantone, G., 1999. Primi dati sul popolamento a Policheti associato a prati di *Caulerpa racemosa* (Forsskål) [sic] J. Agardh e *Caulerpa racemosa* (Vahl) C. Agardh ecade *Mexicana* Sonder ex Kützing (Chlorophyceae, Caulerpales) lungo la costa orientale siciliana. *Bollettino dell'Accademia Gioenia di Scienze Naturali*, 32, 151-160.
- Cantone, G., 2001. Policheti nuovi o rari in Mediterraneo presenti nel Golfo di Noto (Sicilia sud orientale). *Biologia Marina Mediterranea*, 8, 107-108.
- Cantone, G., Fassari, G., 1982. Policheti dei fondi mobili del Golfo di Catania. *Animalia*, 9, 227-237.
- Cantone, G., Fassari, G., Brigandi, S., 1978. Ricerche sui Policheti della Tunisia. *Animalia*, 5, 51-78.
- Cantone, G., Fassari, G., Mollica, E., 1991. Analisi della strut-

- tura trofica del popolamento polichetologico della Rada di Augusta (Sicilia orientale). *Animalia*, 19, 103-114.
- Cantone, G., Fassari, G., Mollica, E., 1993. Benthic polychaetous annelids of Ognina Bay (Eastern Sicily, Italy). *Atti della Società Toscana di Scienze Naturali, Memorie, serie B*, 100, 39-48.
- Cantone, G., Lanera, P., Sordino, P., 1997. First record of *Longibrachium atlanticum* (Polychaeta, Onuphidae) in the Mediterranean Sea. *Vie Milieu*, 47, 261-265.
- Cantone, G., Catalano, D., Di Pietro, N., Fassari, G., Mollica, E., Scuderi, D., 2003. L'area marina protetta "Isole Ciclopi": un forziere di biodiversità? *Biologia Marina Mediterranea*, 10, 25-33.
- Capaccioni-Azzati, R., Torres-Gavilá, F.J., Tena, J., 1992. Dos nuevos generos de anelidos poliquetos para la peninsula iberica: *Neopseudocapitella* Rullier & Amoureux 1979 y *Demonax* Kinberg, 1867 *Thalassas*, 10, 115-121.
- Carlton, J.T., 1985. Transoceanic and interoceanic dispersal of coastal marine organisms: the biology of ballast waters. *Oceanography and Marine Biology: An Annual Review*, 23, 313-371.
- Carlton J.T., 1996. Biological invasions and cryptogenic species. *Ecology*, 77, 1653-1655.
- Carlton, J.T., Eldredge, L.G., 2009. The introduced and cryptogenic marine and estuarine animals and plants of the Hawaiian Archipelago. Marine bioinvasions of Hawai'i. *Bishop Museum Bulletin in Cultural and Environmental Studies*, 4.
- Carrera-Parra, L.F., 2001. Lumbrineridae (Annelida: Polychaeta) from the Grand Caribbean region with the description of six new species. *Journal of the Marine Biological Association of the United Kingdom*, 81, 599-621.
- Carrera-Parra, L.F., 2006. Revision of *Lumbrineris* de Blainville, 1828 (Polychaeta: Lumbrineridae). *Zootaxa*, 1336, 1-64.
- Casellato, S., Stefanon, A., 2008. Coralligenous habitat in the northern Adriatic Sea: an overview. *Marine Ecology*, 29, 321-341.
- Casellato, S., Masiero, L., Sichirollo, E., Soresi, S., 2007. Hidden secrets of the Northern Adriatic: "Tegnùe", peculiar reefs. *Central European Journal of Biology*, 2, 122-136.
- Castelli, A., Lardicci, C., 1986. *Streptosyllis arenae* Webster e Benedict, 1884 (Polychaeta, Syllidae): prima segnalazione nel Mediterraneo. *Atti della Società Toscana di Scienze Naturali, Memorie, serie B*, 93, 145-148.
- Castelli, A., Abbiati, M., Badalamenti, F., Bianchi, C.N., Cantone, G., et al., 1995. Annelida Polychaeta, Pogonophora, Echiura, Sipuncula. pp. 1-45. In: *Checklist delle specie della fauna italiana*. Minelli, A., Ruffo, S., La Posta, S. (Eds). Calderini, Bologna.
- Castelli, A., Curini Galletti, M., Martinelli, M., Milella, I., Cadalanu, et al., 1996. Lo stagno di Casaraccio. pp. 35-91. In: *Valutazione comparativa delle caratteristiche ecologiche di ambienti lagunari ai fini di una loro specifica e corretta utilizzazione per l'acquacoltura, relazione finale*. Cognetti, G. (Ed.). University of Pisa, Pisa, Italy.
- Castelli, A., Bianchi, C.N., Cantone, G., Çinar, M.E., Gambi, M.C., et al., 2008. Annelida Polychaeta. Checklist della Flora e della Fauna (parte I). *Biologia Marina Mediterranea*, 15, 323-373.
- Chambers, S., Lanera, P., Mikac, B., 2011. *Chaetozone carperteri* McIntosh, 1911 from the Mediterranean Sea and records of other bi-tentaculate Cirratulids. *Italian Journal of Zoology*, 78 S1, 41-48.
- Çinar, M.E., 2005. Polychaetes from the coast of northern Cyprus (eastern Mediterranean Sea) with two new records from the Mediterranean Sea. *Cahiers de Biologie Marine*, 46, 134-159.
- Çinar, M.E., 2006. Serpulid species (Polychaeta: Serpulidae) from the Levantine coast of Turkey (eastern Mediterranean), with special emphasis on alien species. *Aquatic Invasions*, 1, 223-240.
- Çinar, M.E., 2008. Description of a new fireworm, *Eurythoe turcica* sp. nov. (Polychaeta: Amphinomidae), from the Levantine coast of Turkey (eastern Mediterranean), with re-descriptions of *Eurythoe parvecarunculata* Horst and *Amphinome djiboutiensis* Gravier based on type material. *Journal of Natural History*, 42, 1975-1990.
- Çinar, M.E., 2009. Alien polychaete species (Annelida: Polychaeta) on the southern coast of Turkey (Levantine Sea, eastern Mediterranean), with 13 new records for the Mediterranean Sea. *Journal of Natural History*, 43, 2283-2328.
- Çinar, M.E., 2013. Alien polychaete species worldwide: current status and their impacts. *Journal of the Marine Biological Association of the U.K.*, 93, 1257-1278.
- Çinar, M.E., Altun, C., 2007. A preliminary study on the population characteristics of the Lessepsian species *Pseudonereis anomala* (Polychaeta: Nereididae) in Iskenderun Bay (Levantine Sea, Eastern Mediterranean). *Turkish Journal of Zoology*, 31, 403-410.
- Çinar, M.E., Dağlı, E., 2013. Polychaetes (Annelida: Polychaeta) from the Aegean and Levantine coasts of Turkey, with descriptions of two new species. *Journal of Natural History*, 47, 911-947.
- Çinar, M.E., Dağlı, E., Açık, S., 2011. Annelids (Polychaeta and Oligochaeta) from the Sea of Marmara, with descriptions of five new species. *Journal of Natural History*, 45, 2105-2143.
- Çinar, M.E., Dağlı, E., Kurt Şahin, G., 2014b. Checklist of Annelida from the coast of Turkey. *Turkish Journal of Zoology*, 38, 734-764.
- Çinar, M.E., Ergen, Z., 2002. Faunistic analysis of Syllidae (Annelida: Polychaeta) from the Aegean Sea. *Cahiers de Biologie Marine*, 43, 171-178.
- Çinar, M.E., Ergen, Z., 2007. The presence of *Chaetozone corona* (Polychaeta: Cirratulidae) in the Mediterranean Sea: an alien or a native species? *Cahiers de Biologie Marine*, 48, 339-346.
- Çinar, M.E., Fauchald, K., Dağlı, E., 2014a. Occurrence of *Diopatra marocensis* (Annelida, Onuphidae) in the eastern Mediterranean. *ZooKeys*, 445, 1-11.
- Çinar, M.E., Ergen, Z., Dağlı, E., Petersen, M.E., 2005. Alien species of spionid polychaetes (*Streblospio gynobranchiata* and *Polydora cornuta*) in Izmir Bay, eastern Mediterranean. *Journal of the Marine Biological Association of the U.K.*, 85, 821-827.
- Çinar, M.E., Bilecenoglu, M., Öztürk, B., Can, A., 2006. New records of alien species on the Levantine coast of Turkey. *Aquatic Invasions*, 1, 84-90.
- Çinar, M.E., Katağan, T., Koçak, F., Öztürk, B., Ergen, Z., et al., 2008. Faunal assemblages of the mussel *Mytilus galloprovincialis* in and around Alsancak Harbour (Izmir Bay,

- eastern Mediterranean) with special emphasis on alien species. *Journal of Marine Systems*, 71, 1-17.
- Çinar, M.E., Katağan, T., Öztürk, B., Bakir, K., Dağlı, E., *et al.*, 2012. Spatio-temporal distributions of zoobenthos in soft substratum of Izmir Bay (Aegean Sea, eastern Mediterranean), with special emphasis on alien species and ecological quality status. *Journal of the Marine Biological Association of the U.K.*, 92, 1457-1477.
- Claparède, É., 1868. Les annélides chétopodes du Golfe de Naples. *Mémoires de la Société de Physique et d'Histoire Naturelle de Genève*, 19, 313-584, plates I-XVI.
- Claparède, É., 1870. Les annélides chétopodes du Golfe de Naples. Supplément. *Mémoires de la Société de Physique et d'histoire naturelle de Genève*, 20, 365-542.
- Cognetti, G., 1954. Forme della *Mercierella enigmatica* Fauvel nella nuova stazione del Lago di Patria. *Bollettino di Zoologia*, 21, 41-44.
- Cognetti, G., 1958. I sillidi della Laguna di Venezia. *Atti dell'Istituto Veneto di Scienze, Lettere ed Arti*, 116, 167-177.
- Corsini-Foka, M., Zenetos, A., Crocetta, F., Çinar, M.E., Kocak, F., *et al.*, 2015. Inventory of alien and cryptogenic species of the Dodecanese (Aegean Sea, Greece): collaboration through COST action training school. *Management of Biological Invasions*, 6, 351-366.
- Cosentino, A., 2011. Microhabitat selection in a local syllid assemblage with the first record of *Syllis hyllebergi* (Syllinae) in the central Mediterranean. *Italian Journal of Zoology*, 78 S1, 267-279.
- Cosentino, A., Giacobbe, S., 2011. The new potential invader *Linopherus canariensis* (Polychaeta: Amphinomididae) in a Mediterranean coastal lake: Colonization dynamics and morphological remarks. *Marine Pollution Bulletin*, 62, 236-245.
- Crossland, C., 1924. Polychaeta of tropical East Africa, the Red Sea, and Cape Verde Islands collected by Cyril Crossland, and of the Maldivé Archipelago collected by Professor Stanley M.A., F.R.S. *Proceedings of the Zoological Society of London*, 94, 1-106.
- Cunha Lana, P. da, Guiss, C., 1991. Influence of *Spartina alterniflora* on structure and temporal variability of macrobenthic associations in a tidal flat of Paranagua Bay (southeastern Brazil). *Marine Ecology Progress Series*, 73, 231-244.
- Dağlı, E., Çinar, M. E., 2009. Species of the subgenera *Aquilaspio* and *Prionospio* (Polychaeta: Spionidae: *Prionospio*) from the southern coast of Turkey (Levantine Sea, eastern Mediterranean), with description of a new species and two new reports for the Mediterranean fauna. *Zootaxa*, 2275, 1-20.
- Dağlı, E., Çinar, M. E., 2011. Species of the subgenus *Minuspio* (Polychaeta: Spionidae: *Prionospio*) from the southern coast of Turkey (Levantine Sea, eastern Mediterranean), with the description of two new species. *Zootaxa*, 3043, 35-53.
- Dağlı, E., Çinar, M. E., Ergen, Z., 2011. Spionidae (Annelida: Polychaeta) from the Aegean Sea (eastern Mediterranean). *Italian Journal of Zoology*, 78 S1, 49-64.
- Dağlı, E., Ergen, Z., 2008. First record of *Polydora cornuta* Bosc, 1802 (Polychaeta: Spionidae) from the Sea of Marmara, Turkey basin. *Aquatic Invasions*, 3, 231-233.
- D'Alessandro, M., Romeo, T., Castriota, L., Cosentino, A., Perzia, P., *et al.*, 2016a. New records of Lumbrineridae (Annelida: Polychaeta) in the Mediterranean biogeographic province, with an updated taxonomic key. *Italian Journal of Zoology*, 83, 233-243.
- D'Alessandro, M., Castriota, L., Consoli, P., Romeo, T., Andaloro, F., 2016b. *Pseudonereis anomala* (Polychaeta, Nereididae) expands its range westward: first Italian record in Augusta and Siracusa harbours. *Marine Biodiversity*, 46, 129-133.
- David, A. A., Williams, J. D., 2012. Morphology and natural history of the cryptogenic sponge associate *Polydora colonia* Moore, 1907 (Polychaeta: Spionidae). *Journal of natural history*, 46, 1509-1528.
- Day, J.H., 1957. The polychaete fauna of South Africa. Part 4. New species and records from Natal and Moçambique. *Annals of the Natal Museum*, 14, 59-129.
- Day, J.H., 1963. The polychaete fauna of South Africa. Part 8: New species and records from grab samples and dredgings. *Bulletin of the British Museum (Natural History), Series Zoology*, 10, 381-445.
- Day, J.H., 1967. *A monograph on the polychaete of southern Africa, Part I (Errantia) and Part II (Sedentaria)*. Trustees of the British Museum, Natural History, London, 878 pp.
- Deidun, A., Andaloro, F., Berti, C., Consoli, P., D'Alessandro, M., *et al.*, 2016. Assessing the potential of Suez Canal shipping traffic as an invasion pathway for non-indigenous species in central Mediterranean harbours. *Rapports et procès-verbaux des réunions Commission internationale pour l'exploration scientifique de la Mer Méditerranée*, 41, 429.
- Delgado-Blas, V.H., Díaz-Díaz, O., Viéitez, J.M., 2018. New species of *Dispia* Hartman, 1951 and *Streblospio* Webster, 1879 (Polychaeta, Spionidae) from the coast of the Iberian Peninsula. *Zootaxa*, 4410, 525-538.
- Del Pasqua, M., Schulze, A., Tovar-Hernández, M.A., Keppel, E., Lezzi, M., *et al.*, 2018. Clarifying the taxonomic status of the alien species *Branchiommata bairdi* and *Branchiommata bohollense* (Annelida: Sabellidae) using molecular and morphological evidence. *PLoS ONE*, 13, e0197104.
- Díaz-Díaz, O.F., Bone, D., Rodríguez, C.T., López, A., 2016. Polychaetes associated to calcareous sediments, Venezuela: Eunicidae. *Pan-American Journal of Aquatic Sciences*, 11, 18-25.
- Dorgham, M.M., Hamdy, R., 2015. The role of alien polychaetes along the Alexandria coast, Egypt. *International Journal of Environmental Research*, 9, 141-150.
- Dorgham, M.M., Hamdy, R., El-Rashidy, H.H., Atta, M.M., 2013. First records of polychaetes new to Egyptian Mediterranean waters. *Oceanologia*, 55, 235-267.
- Dragičević, B., Anadolli, O., Angel, D., Benabdi, M., Bitar, G., *et al.*, 2019. New Mediterranean biodiversity records (December 2019). *Mediterranean Marine Science*, 20, 645-656.
- Dyrynda, P.E.J., Fairall, V.R., Occhipinti-Ambrogi, A., d'Hondt, J.L., 2000. The distribution, origin and taxonomy of *Tricellaria inopinata* d'Hondt and Occhipinti Ambrogi, 1985, an invasive bryozoan new to the Atlantic. *Journal of Natural History*, 34, 1993-2006.
- EC, 2019. *European Commission – Joint Research Center: European Alien Species Information Network (EASIN)*. <https://easin.jrc.ec.europa.eu/>. (Accessed on the 07 May 2019).
- Ekman, S., 1953. *Zoogeography of the Sea*. Sidgwick & Jackson, London, 417 pp.

- Eleftheriou, A., Anagnostopoulou-Visilia, E., Anastasopoulou, E., Ateş, S.A., Bachari, N. El I., *et al.* (2011) New Mediterranean biodiversity records (December 2011). *Mediterranean Marine Science*, 12, 491-508.
- El Haddad, M., Tasso Bermell, V., Gilabert Carmona, J.A. Assadi García, C., 2012. The use of georeferenced under water TV devices for the study of the exotic invasive species *Branchiomma luctuosum* (Grube, 1869) (Polychaeta, Sabellidae) in ports from the Eastern Iberian coast (Western Mediterranean Sea). *BioInvasions Records*, 1, 277-281.
- Faasse, M., 2016. Dispersal of the invasive tubeworms *Desdemona ornata* and *Pseudopolydora paucibranchiata* to the Netherlands (Polychaeta: Sedentaria). *Nederlandse Faunistische Mededelingen*, 46, 49-56.
- Faasse, M., Giangrande, A., 2012. Description of *Bispira polyomma* n. sp. (Annelida: Sabellidae): a probable introduction to The Netherlands. *Aquatic Invasions*, 7, 591-598.
- Fassari, G., 1982. Anellidi Policheti del Mar Egeo. *Animalia*, 9, 109-121.
- Fauchald, K., 1984. Polychaete distribution patterns, or: can animals with Palaeozoic cousins show large-scale geographical patterns? pp. 1-6. In: *Proceedings of the First International Polychaete Conference*. Hutchings, P. (Ed.). The Linnean Society of New South Wales, Sydney, Australia.
- Faulwetter, S., Simboura, N., Katsiaras, N., Chatzigeorgiou, G., Arvanitidis, C., 2017. Polychaetes of Greece: an updated and annotated checklist. *Biodiversity Data Journal*, 5, e20997.
- Faulwetter, S., Vasileiadou, A., Papageorgiou, N., Arvanitidis, C., 2008. Description of a new species of *Streptosyllis* (Polychaeta: Syllidae) from the Mediterranean and Canary Islands with a re-description of *Streptosyllis arenae* and comments on the taxonomy of *Streptosyllis* and some morphologically similar genera. *Zootaxa*, 1847, 1-18.
- Fauvel, P., 1914. Annélides polychètes non-pélagiques provenant des campagnes de l'Hirondelle et de la Princesse-Alice (1885-1910). *Résultats des Campagnes Scientifiques accomplies sur son yacht par Albert Ier Prince Souverain de Monaco*, 46, 1-432.
- Fauvel, P., 1923a. *Faune de France 5: Polychètes Errantes*. Paul Lechevalier, Paris, 488 pp.
- Fauvel, P., 1923b. Un nouveau serpulien d'eau saumâtre *Merceriella* n.g., *enigmatica* n.sp. *Bulletin de la Société Zoologique de France*, 47, 424-430.
- Fauvel, P., 1927. *Faune de France 16: Polychètes Sédentaires*. Paul Lechevalier, Paris, 494 pp.
- Fauvel, P., 1934. Annélides Polychètes de Rovigno d'Istria. *Thalassia, Jena*, 1, 1-78.
- Fauvel, P., 1940. Annélides polychètes de la Haute-Adriatique. *Thalassia, Jena*, 4, 1-24.
- Fauvel, P., 1955. Annélides polychètes de la croisière de la Calypso en Mer Rouge en 1952. *Resultats Scientifique de les Campagnes de Calypso*, 3, 101-120.
- Fenchel, T., Hylleberg, J., 1973. *Elat, the Red Sea. Report on a study tour to the Red Sea and on a course in tropical marine biology at the Marine Biological Laboratory, Elat in January 1973, for a group of zoology students, University of Aarhus*. Zoological Institute, University of Aarhus. [Unpublished course report]
- Ferrario, J., Minchin, D., 2017. Spread of the non-indigenous serpulid *Hydroides sanctaecrucis* Krøyer in Mörch, 1863 in the Pacific Ocean: a new record from Taiwan. *BioInvasions Record*, 6, 33-38.
- Fiege, D., Sun, R., 1999. Polychaeta from Hainan Island, South China sea. Part I: Serpulidae (Annelida, Polychaeta, Serpulidae). *Senckenbergiana biologica*, 79, 109-141.
- Foster, N.M., 1971. Spionidae (Polychaeta) of the Gulf of Mexico and the Caribbean Sea. *Studies on the Fauna of Curaçao and other Caribbean Islands*, 36, 1-183.
- Fresi, E., Colognola, R., Gambi, M.C., Giangrande, A., Scardi, M., 1983. Ricerche sui popolamenti bentonici di substrato duro del Porto di Ischia. Infralitorale fotofilo: Policheti (I). *Cahiers de Biologie Marine*, 24, 1-19.
- Fresi, E., Colognola, R., Gambi, M.C., Giangrande, A., Scardi, M., 1984. Ricerche sui popolamenti bentonici di substrato duro del Porto di Ischia. Infralitorale fotofilo: Policheti (II). *Cahiers de Biologie Marine*, 25, 33-47.
- Gaillande, D. de, 1970. Une polychète Terebellidae nouvelle des côtes de Provence: *Pista mediterranea* n. sp. *Téthys*, 2, 443-448.
- Galil, B.S., 2009. Taking stock: inventory of alien species in the Mediterranean sea. *Biological Invasions*, 11, 359-372.
- Galil, B.S., Froggia, C., Noël, P., 2008. *CIESM Atlas of exotic species in the Mediterranean. Vol. 2. Crustaceans*. CIESM Publications, Monaco, 192 pp.
- Gambi, M.C., Giangrande, A., 1985. Caratterizzazione e distribuzione delle categorie trofiche dei policheti nei fondi mobile del Golfo di Salerno. *Oebalia*, 11, 233-240.
- Gambi, M.C., Lorenti, M., Patti, F.P., Zupo, V., 2016. An annotated list of alien marine species of the Ischia Island. *Notiziario S.I.B.M.*, 70, 65-69.
- García-Gómez, S.C., Carrera-Parra, L.F., Alsina Mas, F., Freitas, R., Martins, R., 2015. Novel insights on the diversity and ecology of the Family Lumbrineridae (Polychaeta) along the Iberian Peninsula coasts. *Journal of the Marine Biological Association of the U.K.*, 96, 1427-1435.
- Giangrande, A., Gambi, M.C., 1982. Distribuzione dei Policheti nei fondi mobili della Rada di Augusta. *Bollettino del Museo dell'Istituto di Biologia, Genova*, 50 suppl., 218-222.
- Giangrande, A., Gambi, M.C., Fresi, E., 1981. Two species of polychaetes new to the Mediterranean fauna. *Bollettino di Zoologia*, 48, 311-317.
- Giangrande, A., Licciano, M., 2008. Revision of the species of *Megalomma* (Polychaeta, Sabellidae) from the Mediterranean Sea, with the description of *M. messapicum* n. sp. *Italian Journal of Zoology*, 75, 207-217.
- Giangrande, A., Licciano, M., Castelli, A., 2013. The genus *Echinofabricia* (Annelida: Fabriciidae) in the Mediterranean Sea with the description of *E. rousei* sp. nov. *Journal of the Marine Biological Association of the U.K.*, 93, 1773-1776.
- Giangrande, A., Montanaro, P., 1999. Sabellidae (Polychaeta) del Mediterraneo: la distribuzione delle specie è fortemente correlata a quella degli specialisti. *Biologia Marina Mediterranea*, 6, 216-219.
- Giangrande, A., Montanaro, P., Castelli, A., 1999. On some *Amphicorina* (Polychaeta, Sabellidae) species from the Mediterranean coast, with the description of *A. grahamensis*. *Italian Journal of Zoology*, 66, 195-203.
- Giangrande, A., Delos, A.L., Frascchetti, S., Musco, L., Licciano, M., *et al.*, 2003. Polychaete assemblages along a rocky

- shore on the South Adriatic coast (Mediterranean Sea): patterns of spatial distribution. *Marine Biology*, 143, 1109-1116.
- Giangrande, A., Cosentino, A., Lo Presti, C., Licciano, M., 2012. Sabellidae (Annelida) from the Faro coastal lake (Messina, Ionian Sea), with the first record of the invasive species *Branchiomma bairdi* along the Italian coast. *Mediterranean Marine Science*, 13, 283-293.
- Giangrande, A., Gambi, M.C., Micheli, F., Kroeker, K.J., 2014. Fabriciidae (Annelida, Sabellida) from a naturally acidified coastal system (Italy) with description of two new species. *Journal of the Marine Biological Association of the U.K.*, 94, 1417-1427.
- Giangrande, A., Caruso, L.P.G., Mikac, B., Licciano, M., 2015. The genus *Megalomma* (Annelida: Sabellidae) in the Mediterranean [sic] Sea, with description of two new species from Italian and Croatian coasts. *Italian Journal of Zoology*, 82, 521-534.
- Giangrande, A., Rouse, G.W., Pleijel, F.J., Gambi, M.C., Curni Galletti, M., et al., 2005. La "rivoluzione cladistica" in tassonomia, nuovi strumenti e implicazioni per gli ecologi. *Biologia Marina Mediterranea*, 11, 225-229.
- Glasby, C.J., Hutchings, P., 1987. A new species of *Thelepus* from Punta Arenas, Chile, together with a redescription of *Streblosoma comatus* (Grube) and *Thelepus pequenianus* Augener (Thelepiniae: Terebellidae). *Journal of Natural History*, 21, 977-986.
- Goemans, B., 2012. The 'living' marine aquarium manual. <http://www.saltcorner.com/LMAM/TOC.php> (Accessed on the 15 October 2019).
- Golani, D., Orsi-Relini, L., Massuti, E., Quignard, J.-P., Dulčić, J., Azzurro, E., 2013. *CIESM Atlas of exotic species in the Mediterranean. Vol. 1. Fishes*. CIESM Publications, Monaco, 256 pp.
- Gravina, M.F., Cantone, G., 1991. *Lumbrinerides neogesae* Miura, 1980, un Lumbrineridae (Annelida, Polychaeta [sic]) nuovo per il Mediterraneo. *Animalia*, 18, 149-155.
- Gravina, M.F., Giangrande, A., 1988. A new record for the Mediterranean Sea: *Podarkeopsis capensis* (Polychaeta, Hesionidae). *Atti della Società Toscana di Scienze Naturali, Memorie, serie B*, 95, 155-160.
- Gravina, M.F., Somaschini, A., 1988. New record of *Mediomastus fragilis* Rasmussen, 1973 for the Italian fauna and notes on the genus *Mediomastus* Hartmann [sic], 1944 (Polychaeta, Capitellidae). *Atti della Società Toscana di Scienze Naturali, Memorie, serie B*, 95, 59-67.
- Gravina, M.F., Somaschini, A., 1990. Censimento dei policheti dei mari italiani: Capitellidae Grube, 1862. *Atti della Società Toscana di Scienze Naturali, Memorie, serie B*, 97, 259-285.
- Gravina, M.F., Mollica, E., Somaschini, A., 1996. First report of *Leiochrides australis* Augener, 1914 (Polychaeta, Capitellidae) from the Mediterranean Sea and notes on the genus *Leiochrides*. *Marine Life*, 6, 35-39.
- Gravina, M.F., Lezzi, M., Bonifazi, A., Giangrande, A., 2016. The genus *Nereis* L., 1758 (Polychaeta, Nereididae): state of the art for identification of Mediterranean species. *Atti della Società Toscana di Scienze Naturali, Memorie, serie B*, 122, 147-164.
- Grimes, S., Benabdi, M., Babali, N., Refes, W., Boudjellal-Kaidi, N., et al., 2018. Biodiversity changes along the Algerian coast (Southwest Mediterranean basin) from 1834 to 2017: A first assessment of introduced species. *Mediterranean Marine Science*, 19, 156-179.
- Grossi, L., Bertasi, F., Trabucco, B., 2017. New records of the alien polychaete worm *Chaetozone corona* (Polychaeta: Cirratulidae) in the Adriatic Sea. *Acta Adriatica*, 58, 235-244.
- GSA (Gruppo Specie Alloctone) SIBM, 2018. *Specie aliene presenti nei mari italiani (versione aggiornata a maggio 2018)*. http://www.sibm.it/file%20doc/Alloctoni_Italia_SIBM_vers_maggio2018.pdf (Accessed on the 15 October 2019).
- Harmelin, J.-G., 1968. Note sur trois Capitellidae (Annélides Polychètes) récoltés en Méditerranée, avec description d'un nouveau genre: *Peresiella*. *Recueil des Travaux de la Station Marine d'Endoume*, 43, 253-259.
- Harmelin, J.-G., 1969. Contribution a l'étude de l'endofaune des prairies d'*Halophila stipulacea* de Méditerranée Orientale. I. – Annélides Polychètes. *Recueil des Travaux de la Station Marine d'Endoume*, 45, 305-316.
- Hartman, O., 1940. Polychaetous annelids. Part II. Chrysopetalidae to Goniadidae. *Allan Hancock Pacific Expeditions*, 7, 173-287.
- Hartman, O., 1955. Quantitative survey of the benthos of San Pedro Basin, Southern California. Part I. Preliminary results. *Allan Hancock Pacific Expeditions*, 19, 1-150.
- Hartman, O., 1961. Polychaetous annelids from California. *Allan Hancock Pacific Expeditions*, 25, 1-226.
- Hiebert, T.C., 2015. *Pista pacifica*. In: *Oregon Estuarine Invertebrates: Rudys' Illustrated Guide to Common Species, 3rd ed.* Hiebert, T.C., Butler, B.A., Shanks, A.L. (Eds.). University of Oregon Libraries and Oregon Institute of Marine Biology, Charleston, OR.
- Huang, D., Fitzhugh, K., Rouse, G.W., 2011. Inference of phylogenetic relationships within Fabriciidae (Sabellida, Annelida) using molecular and morphological data. *Cladistics*, 27, 356-379.
- Hutchings, P., Glasby, C.J., 1995. Redescription of *Loimia medusa* and *Amphirrite rubra* (Polychaeta: Terebellidae). *Mitteilungen aus dem Hamburgischen Zoologischen Museum und Institut*, 92, 149-154.
- Imajima, M., 1990. Spionidae (Annelida, Polychaeta) from Japan. II. The genus *Prionospio* (*Aquilaspio*). *Bulletin of the National Science Museum, Tokyo. Ser A (Zoology)*, 16, 1-13.
- Ishaq, S., Mustaqim, J., 1996. Polychaetous annelids (order Sabellida) from the Karachi coast, Pakistan. *Pakistan Journal of Marine Sciences*, 5, 161-197.
- ISPRA, 2019. *D. Lgs. 190/2010, valutazione ambientale, definizione del buono stato ambientale, traguardi ambientali. Summary report. Descrittore 2: specie non indigene. Ottobre 2018*. Public report.
- Jiménez-Cueto, S., Suárez-Morales, E., 2008: An account of *Alciopina*, *Torrea*, and *Rhynconereilla* [sic] (Polychaeta: Alciopidae) of the western Caribbean Sea. *Belgian Journal of Zoology*, 138, 70-80.
- Jirkov, I.A., Leontovich, M.K., 2017. Review of genera within the *Axonice/Pista* complex (Polychaeta, Terebellidae), with discussion of the taxonomic definition of other Terebellidae with large lateral lobes. *Journal of the Marine Biological Association of the U.K.*, 97, 911-934.
- Jeong, M.-K., Wi, J.H., Suh, H.-L., 2017. A new species of *Lei-*

- ochrides* from the Korean subtidal waters with notes on the taxonomic status of the genus *Pseudomastus* (Annelida, Capitellidae). *ZooKeys*, 685, 91-103.
- Katsanevakis, S., Tsiamis, K., Ioannou, G., Michailidis, N., Zenetos, A., 2009. Inventory of alien marine species of Cyprus. *Mediterranean Marine Science*, 10, 109-133.
- Katsanevakis, S., Wallentinus, I., Zenetos, A., Leppäkoski, E., Çinar, M.E., et al. 2014. Impacts of invasive alien species on ecosystem services and biodiversity: a pan-European review. *Aquatic Invasions*, 9, 391-423.
- Katsiaras, N., Rousou, M., Carrera-Parra, L.F., García-Gómez, S.C., 2018. Taxonomy, ecology and geographic distribution of *Gallardonis iberica* (Polychaeta, Lumbrineridae) in southern Europe. *Journal of the Marine Biological Association of the U.K.*, 98, 1609-1618.
- Khedhri, I., Lavesque, N., Bonifácio, P., Djabou, H., Afli, H., 2014. First record of *Naineris setosa* (Verrill, 1900) (Annelida: Polychaeta: Orbiniidae) in the Western Mediterranean Sea. *BioInvasions Records*, 3, 83-88.
- Kinberg, J.G.H., 1857. Nya släkten och arter af Annelider. *Öfversigt af Kongliga Vetenskaps-Akademiens Förhandlingar, Stockholm*, 14, 11-14.
- Knight-Jones, P., Knight-Jones, W., Ergen, Z., 1991. Sabelli-form polychaetes, mostly from Turkey's Aegean coast. *Journal of Natural History*, 25, 837-858.
- Kudenov, J.D., Blake, J.A., 1978. A review of the genera and species of the Scalibregmidae (Polychaeta) with descriptions of one new genus and three new species from Australia. *Journal of Natural History*, 12, 427-444.
- Kurt Şahin, G., Çinar, M.E., 2009. Eunicidae (Polychaeta) species in and around İskenderun Bay (Levantine Sea, Eastern Mediterranean) with a new alien species for the Mediterranean Sea and a re-description of *Lysidice collaris*. *Turkish Journal of Zoology*, 33, 331-347.
- Kurt Şahin, G., Çinar, M.E., 2012. A check-list of polychaete species (Annelida: Polychaeta) from the Black Sea. *Journal of Black Sea/Mediterranean Environment*, 18, 10-48.
- Labruno, C., Lavesque, N., Bonifácio, P., Hutchings, P.A., 2019. A new species of *Pista* Malmgren, 1866 (Polychaeta, Terebellidae) from the north-western Mediterranean Sea. *ZooKeys*, 838, 71-83.
- Lanera, P., Sordino, P., Gambi, M.C., 1989. Anellidi Policheti nuovi o poco conosciuti per le coste italiane. Note tassonomiche e biogeografiche. *Nova Thalassia*, 10, 597-599.
- Langeneck, J., Barbieri, M., Maltagliati, F., Castelli, A., 2017. A new species of *Cirrophorus* (Annelida: Paraonidae) from Mediterranean organically enriched coastal environments, with taxonomic notes on the family. *Journal of the Marine Biological Association of the United Kingdom*, 97, 871-880.
- Langeneck, J., Mazziotti, C., Mikac, B., Scirocco, T., Castelli, A., 2018a. *Aricidea fragilis* (Annelida: Paraonidae) in the Mediterranean Sea: overlooked native or alien species? *The European Zoological Journal*, 85, 268-273.
- Langeneck, J., Musco, L., Busoni, G., Conese, I., Aliani, S., et al., 2018b. Syllidae (Annelida: Phyllococida) from the deep Mediterranean Sea, with the description of three new species. *Zootaxa*, 4369, 197-220.
- Langeneck, J., Busoni, G., Aliani, S., Lardicci, C., Castelli, A., 2019a. Distribution and diversity of polychaetes along a bathyal escarpment in the western Mediterranean Sea. *Deep Sea Research Part I: Oceanographic Research Papers* 144, 85-94.
- Langeneck, J., Barbieri, M., Maltagliati, F., Castelli, A., 2019b. Molecular phylogeny of Paraonidae (Annelida). *Molecular Phylogenetics and Evolution*, 136, 1-13.
- Langerhans, P., 1881. Ueber einige canarische Anneliden. *Nova Acta der Kaiserlichen Leopold-Carolin Deutschen Akademie der Naturforscher, Halle*, 42, 95-124.
- Lardicci, C., 1989. Censimento dei policheti dei mari italiani: Spionidae Grube, 1850. *Atti della Società Toscana di Scienze Naturali, Memorie, serie B*, 96, 121-152.
- Lardicci, C., Castelli, A., 1986. *Desdemona ornata* Banse, 1957 (Polychaeta, Sabellidae, Fabricinae) new record in the Mediterranean sea. *Oebalia*, 13, 195-201.
- Laubier, L., 1966. Sur quelques Annélides Polychètes de la région de Beyrouth. *American University of Beirut Miscellaneous Papers in Natural Sciences*, 5, 9-22.
- Laubier, L., Ramos, J., 1974. Paraonidae (Polychètes sédentaires) de Méditerranée. *Bulletin du Muséum d'Histoire Naturelle, Paris, 3e Série*, 168 (Zoologie 113), 1097-1148.
- Lavesque, N., Bonifácio, P., Londoño-Mesa, M.H., Le Garrec, V., Grall, J., 2017. *Loimia ramzega* sp. nov., a new giant species of Terebellidae (Polychaeta) from French waters (Brittany, English Channel). *Journal of the Marine Biological Association of the U. K.*, 97, 935-942.
- Lavesque, N., Hutchings, P., Daffé, G., Nygren, A., Londoño-Mesa, M.H., 2019. A revision of the French Trichobranchidae (Polychaeta), with descriptions of nine new species. *Zootaxa*, 4664, 151-190.
- Le Garrec, V., Grall, J., Chevalier, C., Guyonnet, B., Jourde, J., et al., 2017. *Chaetozona corona* (Polychaeta, Cirratulidae) in the Bay of Biscay: a new alien species for the North-east Atlantic waters? *Journal of the Marine Biological Association of the U.K.*, 97, 433-445.
- Lewis, J. A., Watson, C., Harry, A., 2006. Establishment of the Caribbean serpulid tubeworm *Hydroides sanctaecrucis* Krøyer [in] Mörch, 1863, in northern Australia. *Biological Invasions*, 8, 665-671.
- Lezzi, M., 2017. *Caulierella mediterranea*, a new species of polychaete (Annelida: Cirratulidae) from the central Mediterranean Sea. *The European Zoological Journal*, 84, 380-389.
- Lezzi, M., Çinar, M.E., Giangrande, A., 2016a. Two new species of Cirratulidae (Annelida: Polychaeta) from the southern coast of Italy. *Marine Biodiversity*, 46, 681-686.
- Lezzi, M., Giangrande, A., 2018a. New species of *Streblosoma* (Thelepodidae, Annelida) from the Mediterranean Sea: *S. pseudocomatus* sp. nov., *S. nogueirai* sp. nov. and *S. hutchingsae* sp. nov. *Journal of Natural History*, 52, 2857-2873.
- Lezzi, M., Giangrande, A., 2018b. Seasonal and bathymetric effects on macrofouling invertebrates' primary succession in a mediterranean [sic] non-indigenous species hotspot area. *Mediterranean Marine Science*, 19, 572-588.
- Lezzi, M., Del Pasqua, M., Pierri, C., Giangrande, A., 2016b. Settlement and population dynamics of the alien invasive *Branchiomma bairdi* (Annelida: Sabellidae) in the Mediterranean Sea: two years of observations in the Gulf of Taranto (Italy). *Marine Biology Research*, 12, 830-841.
- Lezzi, M., Del Pasqua, M., Pierri, C., Giangrande, A., 2017. Seasonal non-indigenous species succession in a marine

- macrofouling invertebrate community. *Biological Invasions*, 20, 937-961.
- Licciano, M., Giangrande, A., 2006. The genus *Novafabricia* Fitzhugh, 1990 (Polychaeta: Sabellidae: Fabriciinae) along the Italian coast (Mediterranean Sea) with a description of *N. posidoniae* n. sp. *Scientia Marina*, 70, 673-678.
- Licciano, M., Giangrande, A., Gambi, M. C., 2002. Reproduction and simultaneous hermaphroditism in *Branchiomma luctuosum* (Polychaeta Sabellidae) from the Mediterranean Sea. *Invertebrate Biology*, 121, 55-65.
- Lipej, L., Acevedo, I., Akel, E.H.K., Anastasopoulou, A., Angelidis, A., et al., 2017. New Mediterranean Biodiversity Records (March 2017). *Mediterranean Marine Science*, 18, 179-201.
- Lo Bianco, S., 1893. Gli anellidi tubicoli trovati nel Golfo di Napoli. *Atti della real Accademia delle scienze fisiche e matematiche, Ser. 2*, 5, 1-97.
- Loia, M., Nicoletti, L., La Porta, B., 2017. First record of genus *Paramphitrite* (Polychaeta: Terebellidae) in Mediterranean Sea. *Marine Biodiversity Records*, 10, 11.
- Lomiri, S., Vani, D., Tomassetti, P., Trabucco, B., 2012. First record of *Scalibregma celticum* (Annelida: Polychaeta: Scalibregmatidae) in Italian marine waters. *Marine Biodiversity Records*, 5, e12.
- López, E., Richter, A., 2017. Non-indigenous species (NIS) of polychaetes (Annelida: Polychaeta) from the Atlantic and Mediterranean coasts of the Iberian Peninsula: an annotated checklist. *Helgoland Marine Research*, 71, 19.
- López, E., San Martín, G., Jiménez, M., 1996. Syllinae (Syllidae, Annelida, Polychaeta) from Chafarinas Islands (Alboran Sea, W Mediterranean). *Miscellanea Zoológica*, 19, 105-118.
- López, E., Tena, J., 1999. A new species of *Amphicorina* (Polychaeta: Sabellidae: Sabellinae) from the Chafarinas Islands (Western Mediterranean). *Cahiers de Biologie Marine*, 40, 329-335.
- Macali, A., Conde, A., Smriglio, C., Mariottini, P., Crocetta, F., 2013. The evolution of the molluscan biota of Sabaudia Lake: a matter of human history. *Scientia Marina*, 77, 649-662.
- Mackie, A.S.Y., Erséus, C., 1997. Annelida. pp. 102-136. In: *The species directory of the marine fauna and flora of the British Isles and surrounding seas*. Howson, C.M., Picton, B.E. (Eds.). Ulster Museum & The Marine Conservation Society, Belfast, Ulster, the U.K.
- Maggiore, F., Keppel, E., 2007. Biodiversity and distribution of polychaetes and molluscs along the Dese estuary (Lagoon of Venice, Italy). *Hydrobiologia*, 588, 189-203.
- Marchini, A., Galil, B.S., Occhipinti-Ambrogi, A., 2015. Recommendations on standardizing lists of marine alien species: Lessons from the Mediterranean Sea. *Marine Pollution Bulletin*, 101, 267-273.
- Martinelli, M., Milella, I., Lardicci, C., 1992. *Prionospio (Apo-prionospio) pygmaea* Hartman, 1961 (Polychaeta, Spionidae): première signalisation en Méditerranée. *Marine Life*, 1, 17-20.
- Martinelli, M., Santoni, M., Castelli, A., 1997. Distribuzione dei policheti nello stagno di Calich (Sardegna nord-occidentale): evoluzione a medio termine (1988-1995). *Bollettino della Società Sarda di Scienze Naturali*, 31, 45-59.
- Martinelli, M., Cadalanu, R., Floris, A., Santoni, M., Rossi, F., et al., 1999. Distribuzione dei policheti in alcuni stagni della Sardegna. *Biologia Marina Mediterranea*, 6, 399-402.
- Martins, R., Carrera-Parra, L.F., Quintino, V., Rodrigues, A.M., 2012. Lumbrineridae (Polychaeta) from the Portuguese continental shelf (NE Atlantic) with the description of four new species. *Zootaxa*, 3416, 1-21.
- Mastrototaro, F., Chimienti, G., Matarrese, A., Gambi, M.C., Giangrande, A., 2015. Growth and population dynamics of the non-indigenous species *Branchiomma luctuosum* Grube (Annelida, Sabellidae) in the Ionian Sea (Mediterranean Sea). *Marine Ecology*, 36, 517-529.
- McHugh, D., 1993. A comparative study of reproduction and development in the polychaete family Terebellidae. *The Biological Bulletin*, 185, 153-167.
- McIntosh, W.C., 1903. Notes from the Gatty Marine Laboratory, St. Andrews. No. 25. 1. On the Eunicidae dredged by H.M.S. 'Porcupine' in 1869 and 1870. 2. On Canadian Eunicidae dredged by Dr. Whiteaves, of the Canadian Geological Survey, in 1871-1873. 3. On Norwegian Eunicidae collected by Canon Norman D.C.L., F.R.S. *Annals and Magazine of Natural History, Series 7*, 12, 128-166.
- Mikac, B., 2015. A sea of worms: polychaete checklist of the Adriatic Sea. *Zootaxa*, 3943, 1-172.
- Mikac, B., Hutchings, P., 2017. One new species of *Pista* Malmgren, 1866 (Annelida: Terebellidae) and one new species of *Pistella* Hartmann-Schröder, 1996 (Annelida: Terebellidae) from the Adriatic Sea (Mediterranean). *Journal of the Marine Biological Association of the United Kingdom*, 97, 943-953.
- Miura, T., 1980. Lumbrineridae (Annélides Polychètes) abyssaux récoltés au cours de campagnes du Centre Océanologique de Bretagne dans l'Atlantique et la Méditerranée. *Bulletin du Museum national d'histoire naturelle, Paris, 4me série*, 2, 1019-1057.
- Miura, T., 2017. Classification and morphological variations of the Japanese species of *Lumbrinerides* (Annelida: Lumbrineridae). *Species Diversity*, 22, 7-27.
- Mohammad, M.B.M., 1980. Polychaete annelids from Kuwaitian islands, Arabian Gulf, with descriptions of four new species. *Zoological Journal of the Linnean Society*, 69, 31-42.
- Mooney, H.A., 2005. *Invasive alien species: a new synthesis*. Island Press, Washington, D.C., the U.S.A., 368 pp.
- Moore, J. P., 1907. Descriptions of new species of spioniform annelids. *Proceedings of the Academy of Natural Sciences of Philadelphia*, 59, 195-207.
- Moreira, J., Parapar, J., 2002. Redescription of *Sigambra tentaculata* and re-establishment of *S. parva* (Polychaeta, Pylargidae) based upon type material. *Cahiers de Biologie Marine*, 43, 99-109.
- Moreira, J., Parapar, J., Troncoso, J. S., 2000. On the presence of *Prionospio pulchra* (Polychaeta: Spionidae) in the Atlantic Ocean. *Cahiers de Biologie Marine*, 41, 233-239.
- Morri, C., Castelli, A., Diviacco, G., Mori, M., Bianchi, C.N., 1990. Zonazione di comunità bentiche lungo l'estuario della Magra (Mar Ligure orientale). *Atti della Società Toscana di Scienze Naturali, Memorie, serie B*, 97, 311-327.
- Müller, F., 1858. Einiges über die Annelidenfauna der Insel Santa Catharina an der brasilianischen Küste. *Archiv für Naturgeschichte*, 24, 211-220, plates VI-VII.
- Munari, C., Bocchi, N., Parrella, P., Granata, T., Moruzzi, L.,

- et al., 2017. The occurrence of two morphologically similar *Chaetozone* (Annelida: Polychaeta: Cirratulidae) species from the Italian seas: *Chaetozone corona* Berkeley & Berkeley, 1941 and *C. carpenteri* McIntosh, 1911. *The European Zoological Journal*, 84, 541-553.
- Musco, L., 2012. Ecology and diversity of Mediterranean hard-bottom Syllidae (Annelida): a community-level approach. *Marine Ecology Progress Series*, 461, 107-119.
- Musco, L., Giangrande, A., 2005. Mediterranean Syllidae (Annelida: Polychaeta) revisited: biogeography, diversity and species fidelity to environmental features. *Marine Ecology Progress Series*, 304, 143-153.
- Musco, L., Mikac, B., Mirto, S., Vega-Fernández, T., Agnetta, D., et al., 2013. Report of the project *Esecuzione di ricerche e di studi degli effetti dell'invasione di Caulerpe aliene sulle biocenosi costiere*. Consiglio Nazionale delle Ricerche, Istituto per l'Ambiente Marino Costiero, Laboratorio di Ecologia Marina di Castellammare del Golfo, 222 pp.
- Neves, C. S., Rocha, R. M. D., 2008. Introduced and cryptogenic species and their management in Paranaguá Bay, Brazil. *Brazilian Archives of Biology and Technology*, 51, 623-633.
- Nygren, A., 2014. Cryptic polychaete diversity: a review. *Zoologica Scripta*, 43, 172-183.
- Nygren, A., Parapar, J., Pons, J., Meißner, K., Bakken, T., et al., 2018. A mega-cryptic species complex hidden among one of the most common annelids in the North East Atlantic. *PLoS One*, 13, e0198356.
- Occhipinti-Ambrogi, A., Marchini, A., Cantone, G., Castelli, A., Chimenz, C., et al., 2011. Alien species along the Italian coasts: an overview. *Biological Invasions*, 13, 215-237.
- Olano, L.M., López, E., San Martín, G., 1998. Dos especies nuevas de Sílidos (Polychaeta, Syllidae, Exogoninae) para el litoral ibérico: *Sphaerosyllis belizensis* Russell, 1989 y *Exogone (Parexogone) cognettii* Castelli, Badalamenti et Lardicci, 1987. *Boletín de la Real Sociedad Española de Historia Natural (Sección Biología)*, 94, 83-88.
- Olenin, S., Alemany, F., Cardoso, A.C., Gollasch, S., Gouletquer, P., et al., 2010. *Marine Strategy Framework Directive – Task Group 2 Report – Non-indigenous Species*, vol. 10. EC, JRC.
- de Oliveira, V., Eiby-Jacobsen, D., Lana, P., 2018. Six new species of *Hesionura* (Phyllococidae, Annelida) and redescription of *H. laubieri* (Hartmann-Schröder, 1963) from southern and south-eastern Brazil. *Journal of the Marine Biological Association of the U.K.*, 98, 191-214.
- Pallas, P.S., 1766. *Miscellanea zoologica. Quibus novae imprimis atque obscurae animalium species describuntur et observationibus iconibusque illustrantur*. Petrum van Cleef. Hagí Comitum., xii + 224 pp., 14 pls.
- Pancucci-Papadopoulou, M.A., Zenetos, A., Corsini-Foka, M., Politou, C.Y., 2005. Update of marine alien species in Hellenic waters. *Mediterranean Marine Science*, 6, 147-158.
- Parapar, J., Moreira, J., Núñez, J., Barnich, R., Brito, M. d. C., et al. (2015) *Annelida Polychaeta IV*. Museo Nacional de Ciencias Naturales, CSIC, Madrid, 416 pp.
- Peixoto, A.J.M., Santos, C.S.G., 2015. First record of *Linnopherus* cf. *canariensis* (Polychaeta: Amphinomidae) from Rio de Janeiro, Brazil. *Marine Biodiversity Records*, 8, e152.
- Pérès, J. M., Picard, J., 1964. Nouveau manuel de bionomie benthique. *Recueil des Travaux de la Station marine d'Endoume*, 31, 5-137.
- Perkins, T.H., 1979. Lumbrineridae, Arabellidae, and Dorvilleidae (Polychaeta), principally from Florida, with descriptions of six new species. *Proceedings of the Biological Society of Washington*, 92, 415-465.
- Perry, O., Bronstein, O., Simon-Blecher, N., Atkins, A., Kupriyanova, E., et al., 2018. On the genus *Spirobranchus* (Annelida, Serpulidae) from the northern Red Sea, and a description of a new species. *Invertebrate Systematics*, 32, 605-626.
- Philippi, A., 1844. Einige Bemerkungen über die Gattung *Serpula*, nebst Aufzählung der von mir im Mittelmeer mit dem Thier beobachteten Arten. *Archiv für Naturgeschichte*, 10, 186-198.
- Pillai, T.G., 1960. Some marine and brackish-water serpulid polychaetes from Ceylon, including new genera and species. *Ceylon Journal of Science (Biological Sciences)*, 3, 1-40.
- Pimentel, D., McNair, S., Janecka, J., Wightman, J., Simmonds, C., et al., 2001. Economic and environmental threats of alien plant, animal, and microbe invasions. *Agriculture, Ecosystems and Environment*, 84, 1-20.
- Por, F.D., 1992. *The legacy of Tethys: An aquatic biogeography of the Levant*. Dordrecht, Netherlands: Kluwer Academic Publishers. 214 pp.
- Prevedelli, D., Bellucci, L.G., Simonini, R., Ansaloni, I., Frignani, M., et al., 2007. Macrobenthos and environmental characteristics of the Venice lagoon. *Atti della Società dei Naturalisti e Matematici di Modena*, 138, 151-161.
- Radashevsky, V. I., 2012. Spionidae (Annelida) from shallow waters around the British Islands: an identification guide for the NMBAQC Scheme with an overview of spionid morphology and biology. *Zootaxa*, 3152, 1-35.
- Radashevsky, V. I., Selifonova, Z. P., 2013. Records of *Polydora cornuta* and *Streblospio gynobranchiata* (Annelida, Spionidae) from the Black Sea. *Mediterranean Marine Science*, 14, 261-269.
- Ravara, A., Moreira, M.H., 2013. Polychaeta (Annelida) from the continental shelf off Aveiro (NW Portugal): Species composition and community structure. *Check List*, 9, 533-539.
- Read, G.B., 2007. Taxonomy of sympatric species of New Zealand *Platynereis*, with description of three new species additional to *P. australis* (Schmarda) (Annelida: Polychaeta: Nereididae). *Zootaxa*, 1558, 1-28.
- Read, G., Fauchald, K. (Eds.), 2019. *World Polychaeta database*. Spio Fabricius, 1785. <http://www.marinespecies.org/aphia.php?p=taxdetails&id=129625> (Accessed on the 22 May 2019).
- Read, G.B., ten Hove, H.A., Sun, Y., Kupriyanova, E.K., 2017. *Hydroides* Gunnerus, 1768 (Annelida, Serpulidae) is feminine: a nomenclatural checklist of updated names. *Zookeys*, 642, 1-52.
- Rech, S., Salmina, S., Borrell Pichs, Y.J., García-Vázquez, E., 2018. Dispersal of alien invasive species on anthropogenic litter from European mariculture areas. *Marine Pollution Bulletin*, 131, 10-16.
- Ribeiro, R.P., Alves, P.R., de Almeida, Z. d. S., Ruta, C., 2018. A new species of *Paraonis* and an annotated checklist of

- polychaetes from mangroves of the Brazilian Amazon Coast (Annelida, Paraonidae). *ZooKeys*, 740, 1-34.
- Rossi, F., 2002. Dynamics of the polychaetes *Desdemonia ornata* and *Perinereis cultrifera* and their resources of food in a Mediterranean mudflat. *Marine Ecology*, 23, 285-296.
- Rullier, F., 1974. Quelques Annélides Polychètes de Cuba recueillies dans des éponges. *Travaux du Muséum d'Histoire Naturelle "Grigore Antipa"*, 14, 9-77.
- Salazar-Vallejo, S.I., 1997. Anfinómidos y eufrosínidos (Polychaeta) del Caribe Mexicano con claves para las especies reconocidas del Gran Caribe. *Revista de Biología Tropical*, 44, 379-390.
- Salazar-Vallejo, S.I., Buzhinskaja, G., 2011. Revision of *Diplocirrus* Haase, 1915, including *Bradiella* Rullier, 1965, and *Diversibranchius* Buzhinskaja, 1993 (Polychaeta, Flabelligeridae). *ZooKeys*, 106, 1-45.
- Salazar-Vallejo, S., Carrera-Parra, L., 1998. Eunicidos (Polychaeta) del Caribe mexicano con claves para las especies del Gran Caribe; *Fauchaldius*, *Lysidice*, *Marphysa*, *Nematonereis* y *Palola*. *Revista de Biología Tropical*, 45, 1481-1498.
- San Martín, G., 1992. *Syllis* Savigny in Lamarck, 1818 (Polychaeta: Syllidae: Syllinae) from Cuba, the Gulf of Mexico, Florida and North Carolina, with a revision of several species described by Verrill. *Bulletin of Marine Science*, 51, 167-196.
- San Martín, G., 2003. *Annelida, Polychaeta II: Syllidae*. Museo Nacional de Ciencias Naturales, CSIC, Madrid, 554 pp.
- San Martín, G., 2005. Exogoninae (Polychaeta: Syllidae) from Australia with the description of a new genus and twenty-two new species. *Records of the Australian Museum*, 57, 39-152.
- Schimmenti, E., Musco, L., Lo Brutto, S., Mikac, B., Nygren, A., et al., 2015. A Mediterranean record of *Eulalia ornata* (Annelida: Phyllocoridae) corroborating its fidelity link with the *Sabellaria alveolata*-reef habitat. *Mediterranean Marine Science*, 17, 359-370.
- Schulze, A., Grimes, C.J., Rudek, T.E., 2017. Tough, armed and omnivorous: *Hermodice carunculata* (Annelida: Amphinoidea) is prepared for ecological challenges. *Journal of the Marine Biological Association of the U.K.*, 97, 1075-1080.
- Selim, S., Abdel-Naby, F., Gab-Alla, A., Ghobashy, A., 2005. Gametogenesis and spawning of *Spirobranchus tetraceros* (Polychaeta, Serpulidae) in Abu Kir Bay, Egypt. *Mediterranean Marine Science*, 6, 89-98.
- Servello, G., Andaloro, F., Azzurro, E., Castriota, L., Catra, M., et al., 2019. Marine alien species in Italy: a contribution to the implementation of descriptor D2 of the marine strategy framework directive. *Mediterranean Marine Science*, 20, 1-48.
- Simboura, N., Zenetos, A., 2005. Increasing Polychaete diversity as a consequence of increasing research effort in Greek waters: new records and exotic species. *Mediterranean Marine Science*, 6, 75-88.
- Simboura, N., Sigala, K., Voutsinas, E., Kalkan, E., 2008. First occurrence of the invasive alien species *Polydora cornuta* Bosc, 1802 (Polychaeta: Spionidae) on the coast of Greece (Elefsis Bay; Aegean Sea). *Mediterranean Marine Science*, 9, 119-124.
- Simboura, N., Kurt Şahin, G., Panagoulia, A., Katsiaras, N., 2010. Four new alien species on the coasts of Greece (Eastern Mediterranean). *Mediterranean Marine Science*, 11, 341-352.
- Simonini, R., Massamba N'Siala, G., Grandi, V., Prevedelli, D., 2009. Distribution of the genus *Ophryotrocha* (Polychaeta) in Italy: new records and comments on the biogeography of Mediterranean species. *Vie et Milieu*, 59, 79-88.
- Spagnolo, A., Auriemma, R., Bacci, T., Balković, I., Bertasi, F., et al., 2019. Non-indigenous macrozoobenthic species on hard substrata of selected harbours in the Adriatic Sea. *Marine Pollution Bulletin*, 148, 150-158.
- Stabili, L., Licciano, M., Lezzi, M., Giangrande, A., 2014. Microbiological accumulation by the Mediterranean invasive alien species *Branchioma bairdi* (Annelida, Sabellidae) potential tool for bioremediation. *Marine Pollution Bulletin*, 15, 325-331.
- Stasolla, G., Riolo, F., Macali, A., Pierri, C., Crocetta, F., 2014. Further spreading in the Italian seas of already established non-indigenous mollusc species. *Marine Biodiversity Records*, 7, e120.
- S्यान, C.A., McCluskey, C.F., Sun, Y., Kupriyanova, E.K., 2017. Cryptic sympatric species across the Australian range of the global estuarine invader *Ficopomatus enigmaticus* (Fauvel, 1923) (Serpulidae, Annelida). *Aquatic Invasions*, 12, 53-65.
- Sun, Y., Al-Kandari, M., Kubal, P., Walmiki, N., Kupriyanova, E. K., 2017a. Cutting a Gordian knot of tubeworms with DNA data: the story of the *Hydroides operculata*-complex (Annelida, Serpulidae). *Zootaxa*, 4323, 39-48.
- Sun, Y., Wong, E., Keppel, E., Williamson, J.E., Kupriyanova, E.K., 2017b. A global invader or a complex of regionally distributed species? Clarifying the status of an invasive calcareous tubeworm *Hydroides dianthus* (Verrill, 1873) (Polychaeta: Serpulidae) using DNA barcoding. *Marine Biology*, 164, 28.
- Surugiu, V., 2016. On the taxonomic status of the European *Scolelepis (Scolelepis) squamata* (Polychaeta: Spionidae), with description of a new species from southern Europe. *Zootaxa*, 4161, 151-176.
- Tagliapietra, D., Pessa, G., Cornello, M., Zitelli, A., Magni, P., 2016. Temporal distribution of intertidal macrozoobenthic assemblages in a *Nanozostera noltii*-dominated area (Lagoon of Venice). *Marine Environmental Research*, 114, 31-39.
- Tang, C. Q., Leasi, F., Obertegger, U., Kieneker, A., Barraclough, T. G., et al., 2012. The widely used small subunit 18S rDNA molecule greatly underestimates true diversity in biodiversity surveys of the meiofauna. *Proceedings of the National Academy of Sciences*, 109, 16208-16212.
- Tempesti, J., Langeneck, J., Maltagliati, F., Castelli, A., 2020. Macrozoobenthic fouling assemblages and NIS success in a Mediterranean port: The role of use destination. *Marine Pollution Bulletin*, 150, 110768.
- Tena, J., Capaccioni-Azzati, R., Porrás, R., Torres-Gavilá, F.J., 1991. Cuatro especies de poliquetos nuevas para las costas Mediterráneas en los sedimentos del antepuerto de Valencia. *Miscellanea Zoológica*, 15, 29-41.
- Tena, J., Capaccioni-Azzati, R., Torres-Gavilá, F. J., García-Carrascosa, A. M., 2000. Polychaetes associated with different facies of the photophilic algal community in the Chafarinas archipelago (SW Mediterranean). *Bulletin of*

- marine Science*, 67, 55-72.
- Terlizzi, A., Bevilacqua, S., Fraschetti, S., Boero, F., 2003. Taxonomic sufficiency and the increasing insufficiency of taxonomic expertise. *Marine Pollution Bulletin*, 46, 556-561.
- Tomioka, S., Kondoh, T., Sato-Okoshi, W., Ito, K., Kakui, K., *et al.*, 2016. Cosmopolitan or cryptic species? A case study of *Capitella teleta* (Annelida: Capitellidae). *Zoological Science*, 33, 545-554.
- Treadwell, A.L., 1922. Polychaetous annelids collected at Friday Harbor, State of Washington, in February and March, 1920. *Carnegie Institute of Washington Publication*, 312, 171-181.
- Tsiamis, K., Zenetos, A., Deriu, I., Gervasini, E., Cardoso, A.C., 2018. The native distribution range of the European marine non-indigenous species. *Aquatic Invasions*, 13, 187-198.
- Ulman, A., Ferrario, J., Occhipinti-Ambrogi, A., Arvanitidis, C., Bandi, A., *et al.*, 2017. A massive update of non-indigenous species records in Mediterranean marinas. *PeerJ*, 5, e3954.
- Vasapollo, C., Villano, L., Gambi, M.C., 2015. Spatio-temporal variability of borer polychaete in *Posidonia oceanica* beds and its relation to meadow structure. *Mediterranean Marine Science*, 16, 136-146.
- Verlaque, M., Ruitton, S., Mineur, F., Boudouresque, C.F., 2015. *CIESM Atlas of exotic species in the Mediterranean. Vol. 4. Macrophytes*. CIESM Publications, Monaco, 364 pp.
- Viéitez, J.M., Alós, C., Parapar, J., Besteiro, C., Moreira, J., *et al.*, 2004. *Annelida Polychaeta I*. Museo Nacional de Ciencias Naturales. CSIC, Madrid. 530 pp.
- Vilà, M., Basnou, C., Pyšek, P., Joseffson, M., Genovesi, P., *et al.*, 2010. How well do we understand the impacts of alien species on ecosystem services? A pan-European, cross-taxa assessment. *Frontiers in Ecology and the Environment*, 8, 135-144.
- Wäge, J., Valvassori, G., Hardege, J.D., Schulze, A., Gambi, M.C., 2017. The sibling polychaetes *Platynereis dumerilii* and *Platynereis massiliensis* in the Mediterranean Sea: are phylogeographic patterns related to exposure to ocean acidification? *Marine Biology*, 164, 199.
- Wang, Z., Qiu, J.W., Salazar-Vallejo, S.I., 2018. Redescription of *Leocrates chinensis* Kinberg, 1866 (Annelida, Hesionidae). *Zoological Studies*, 57, 5.
- Wehe, T., Fiege, D., 2002. Annotated checklist of the polychaete species of the seas surrounding the Arabian Peninsula: Red Sea, Gulf of Aden, Arabian Sea, Gulf of Oman, Arabian Gulf. *Fauna of Arabia*, 19, 7-238.
- Westheide, W., Schmidt, H., 2003. Cosmopolitan versus cryptic meiofaunal polychaete species: an approach to a molecular taxonomy. *Helgoland Marine Research*, 57, 1-6.
- Wittenberg, R., Cock, M.J.W. (Eds.), 2001. *Invasive alien species: a toolkit of best prevention and management practices*. CAB International, Wallingford, Oxon, UK, 228 pp.
- Yáñez-Rivera, B., Carrera-Parra, L.F., 2012. Reestablishment of *Notopygos megalops* McIntosh, description of *N. caribea* sp. n. from the Greater Caribbean and barcoding of “amphianmerican” *Notopygos* species (Annelida, Amphinomidae). *ZooKeys*, 223, 69-84.
- Zaâbi, S., Gillet, P., Chambers, S., Afli, A., Boumaiza, M., 2012. Inventory and new records of polychaete species from the Cap Bon Peninsula, north-east coast of Tunisia, Western Mediterranean Sea. *Mediterranean Marine Science*, 13, 36-48.
- Zavodnik, D., Vidakovic, J., Amoureux, L., 1985. Contribution to sediment macrofauna in the area of Rovinj (north Adriatic Sea). *Cahiers de Biologie Marine*, 26, 431-444.
- Zenetos, A., Çinar, M.E., Pancucci-Papadopoulou, M.A., Harmelin, J.G., Furnari, G., *et al.*, 2005a. Annotated list of marine alien species in the Mediterranean with records of the worst invasive species. *Mediterranean Marine Science*, 6, 63-118.
- Zenetos, A., Gofas, S., Russo, G.F., Templado, J., 2005b. *CIESM Atlas of exotic species in the Mediterranean. Vol. 3. Molluscs*. CIESM Publications, Monaco, 376 pp.0
- Zenetos, A., Gofas, S., Verlaque, M., Çinar, M.E., García Raso, J., *et al.*, 2010. Alien species in the Mediterranean Sea by 2010. A contribution to the application of European Union’s Marine Strategy Framework Directive (MSFD). Part I. Spatial distribution. *Mediterranean Marine Science*, 11, 381-493.
- Zenetos, A., Gofas, S., Morri, C., Rosso, A., Violanti, D., *et al.*, 2012. Alien species in the Mediterranean Sea by 2012. A contribution to the application of European Union’s Marine Strategy Framework Directive (MSFD). Part 2. Introduction trends and pathways. *Mediterranean Marine Science*, 13, 328-352.
- Zenetos, A., Çinar, M.E., Crocetta, F., Golani, D., Rosso, A., *et al.*, 2017. Uncertainties and validation of alien species catalogues : the Mediterranean as an example. *Estuarine, Coastal and Shelf Science* 191 : 171-187.
- Zenetos, A., Corsini-Foka, M., Crocetta, F., Gerovasileiou, V., Karachle, P.K., *et al.*, 2018. Deep cleaning of alien and cryptogenic species records in the Greek Seas (2018 update). *Management of Biological Invasions*, 9, 209-226.
- Zibrowius, H., 1970. Les espèces méditerranéennes du genre *Hydroides* (Polychaeta Serpulidae). Remarques sur le prétendu polymorphisme de *Hydroides uncinata*. *Tethys*, 2, 691-746.
- Zibrowius, H., Bianchi, C.N., 1981. *Spirorbis marioni* et *Pileolaria berkeleyana*, Spirorbidae exotiques dans les ports de la Méditerranée nord-occidentale. *Rapports et procès-verbaux des réunions Commission internationale pour l’exploration scientifique de la Mer Méditerranée*, 27, 163-164.
- Zibrowius, H., Bitar, G., 1981. Serpulidae (Annelida, Polychaeta) indopacifiques établis dans la région de Beyrouth, Liban. *Rapports et procès-verbaux des réunions Commission internationale pour l’exploration scientifique de la Mer Méditerranée*, 27, 159-160.