

Bucknell University

Bucknell Digital Commons

Other Faculty Research and Publications

Faculty Scholarship

2023

2015-16 Antarctic Travel Project data set

Clare A. Sammells

Bucknell University, cas055@bucknell.edu

Claudia Roedel

claudiaroedel@gmail.com

Duane Griffin

Bucknell University, dgriffin@bucknell.edu

Follow this and additional works at: https://digitalcommons.bucknell.edu/fac_pubs



Part of the [Human Geography Commons](#), and the [Social and Cultural Anthropology Commons](#)

Recommended Citation

Sammells, Clare A.; Roedel, Claudia; and Griffin, Duane, "2015-16 Antarctic Travel Project data set" (2023). *Other Faculty Research and Publications*. 183.

https://digitalcommons.bucknell.edu/fac_pubs/183

This Report is brought to you for free and open access by the Faculty Scholarship at Bucknell Digital Commons. It has been accepted for inclusion in Other Faculty Research and Publications by an authorized administrator of Bucknell Digital Commons. For more information, please contact dcadmin@bucknell.edu.

2015-16 Antarctic Travel Project, Bucknell University
Compiled data set from Internet Survey
Authors: Clare A. Sammells, Claudia Roedel, and Duane Griffin
Published June 29, 2023

Method: During the 2015-2016 season, links to an internet survey were distributed to Antarctic travelers traveling with two different tour companies with expedition ships leaving from Ushuaia, Argentina. A paper brochure was placed in the expedition ship cabins of tourists before their arrival, and expedition staff gave reminders to complete them. 175 travelers, largely from two ships, completed this internet survey through Qualtrics. Tourists received links to the survey from expedition leaders who volunteered to distribute paper explanations of the survey with the link, including one author of the study (Roedel). This document gives the questions from the Qualtrics survey and the compiled results. Individual responses are not provided in order to preserve confidentiality.

Some of the survey questions were taken from other, larger surveys in the hopes of producing comparable data. Those surveys, and their corresponding questions, are indicated in the Block Titles. This information was not visible to survey respondents. Where “skip logic” was employed, that is indicated by the relevant question. All notes are placed in [brackets].

Responses were collected between December 21, 2015 and March 8, 2016, a timeframe that corresponds to the Antarctic tourism season. All questions were optional, so “n” numbers are given per question, and percentages for each question are derived using the n for that question.

Welcome to Bucknell University's Antarctic Travel Experience Survey.

If you are over 18 years of age and have reviewed and understood the Informed Consent Form, then we invite to answer the following questions. [Note: Informed Consent form was made available online, and is included at the end of this document.]

Q2. What is your age?

18-24		1
25-34		5
35-44		3
45-54		16
55-64		50
65-74		76
75-84		12
85 or over		1
		n = 164

Q3. What is your gender?

Male		58
Female		106
Prefer not to say		0
		n = 164

Q4. In what nation is your primary residence? [Note: All nations were possible options; those with no responses were deleted here.]

United States of America		136
Canada		7
Australia		5
South Africa		4
U.K.		3
Germany		3
Netherlands		1
		n = 160

Q5. How many national citizenships do you hold?

1		158
2		3
3		0
		n = 161

Q6. Of what nation are you a citizen? [Note: All nations were possible options; those with no responses were deleted here.]

United States of America		133
Canada		8
Australia		5
South Africa		4
U.K.		2
Germany		3
Netherlands		2
Italy		1
		n = 155 first citizenship n = 3 second citizenship

Q7. What is the highest level of education you have completed? [Note: “other” response was included, responses were incorporated into closest relevant category]

I did not graduate from high school or equivalent.		0
High School Graduate or equivalent.		7
2- or 4-year College Degree		46
Some graduate-level education		21
Masters Degree		42
MBA or other advanced business degree		16
JD or other advanced law degree		5
MD or other advanced medical degree		7
PhD or other Doctoral Degree		16
		n = 161

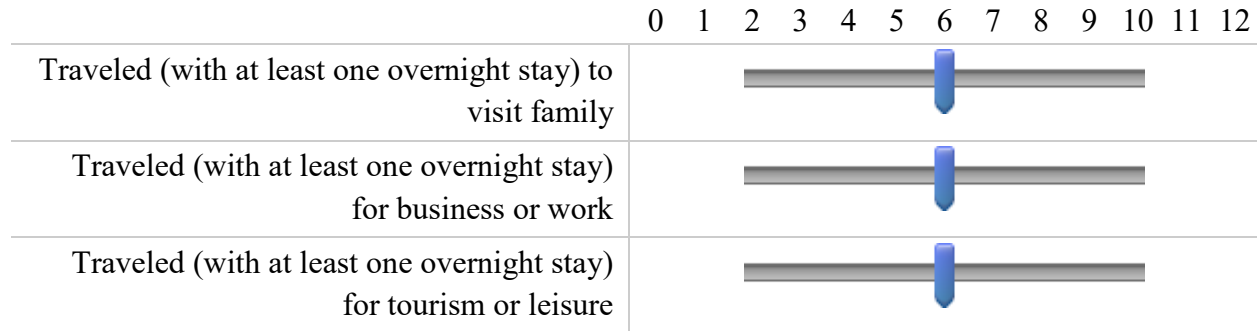
Q8. Which of the following categories best describes your employment status? [Note: “other” response was included, responses were incorporated into closest relevant category.]

Employed or self-employed, working 1-39 hours per week		26
Employed or self-employed, working 40 or more hours per week		29
Not employed, looking for work		2
Not employed, but not looking for work		5
Retired		98
Disabled, not able to work		1
		n = 161

Q9. Your current or most recent occupational title is or was:
[Answers removed to maintain confidentiality.]

Start of Block: Previous travel [Note: Block titles were not visible to those taking the survey.]

Q10. Please tell us how often you did the following things during in the past 12 months. Please exclude any cruises, as we will ask you about these on the next page.



#	Field	Minimum	Maximum	Mean	Std Deviation	Variance	Count
1	Traveled (with at least one overnight stay) to visit family	0.00	12.00	4.61	3.36	11.32	148
2	Traveled (with at least one overnight stay) for business or work	0.00	12.00	3.60	4.01	16.05	83
3	Traveled (with at least one overnight stay) for tourism or leisure	0.00	12.00	6.35	4.10	16.78	146

Q11. Please list where you traveled for tourism or leisure in the last 12 months.

[Note: Typos corrected.]

Please list where you traveled for tourism or leisure in the last 12 months.

USA, Ireland, Croatia, Canada

Germany

Israel, London, Sweden, Morocco, Kamloops

Nags Head, NC; St Louis, MO

New Orleans, NYC, Philadelphia, Austin TX, Napa CA

South Africa - Game Lodges

Londolozi Game reserve, Cape Town, London and Switzerland

South Africa, Botswana, Zambia, Zimbabwe, Iceland, India

Peru, Thailand, Florida

Peru, Thailand, Florida

Cape Cod, Australia

Peru, Thailand, Florida

Duck NC

San Diego CA, Duck NC

Various mountain locations in US, Turkey, Nepal, several European countries, Guatemala

Boise Idaho, Costa Rica, Santa Monica California, San Diego California, Seattle Washington

South America tour, wheat harvest in Kansas, fall leaves, Mediterranean cruise

Croatia, Montenegro, Bosnia-Herzegovina, Slovenia, Outer Banks of North Carolina

New Zealand, Italy, Germany and India

Lake Tahoe CA, Prescott AZ, NY NY, New Haven CT, Asheville NC, Denver CO, Stratford Ont, Philadelphia PA, Fort Collins CO, Raleigh NC, Poca WV, Las Cruces NM

CA, Alaska, FL, Caribbean

Western USA. Canada.

Bermuda, Toronto Canada, Orillia Canada

Dublin, Amsterdam, Austin, Cork, Cayman Islands, South Padre Island, Venice, Florence, Kotor, Croatia, Sicily, Naples, Slovenia

Myanmar, Iceland, Italy, Germany, Austria, New Zealand, Australia, Laos, Switzerland, USA

Los Angeles, Dayton Ohio, Cincinnati, Sicily, Australia and New Zealand

Austria, Italy, French Coast, Switzerland, England, America, Thailand, road travel from Melbourne to and from Queensland

Alaska, Virgin Islands, Mammoth Lakes, Lake Arrowhead CA, Berlin, Romania, Wisconsin

USA, Canada, Brazil, Argentina, Chile, Caribbean

Vietnam, North Queensland, Melbourne, United Kingdom

Hawaii, Russia, British Columbia, Newfoundland and Ontario (provinces in Canada).

Peru, Spain, Argentina

Spain, Portugal, Paris, Antarctica

Yellowstone Park, Disney World, New York City, San Francisco, Scotland, Croatia, Slovenia, Bosnia

Australia, Japan

Santa Ynez CA

Transatlantic cruise, Mediterranean cruise, Colorado twice, Amsterdam to Constanta river cruise, Rhine/Moselle river cruise, Boston, Hawaii, Los Angeles, Istanbul

Canada, Punta Cana D.R.

Australia, New Zealand, New Mexico, Colorado

Panama, Columbia, Las Vegas, Romania, Bulgaria, Croatia, Hungary, Dominican Republic

Poconos

Florida, Virgin Islands, DC

Caribbean, Hawaii, Alaska

Caribbean, Alaska, and Hawaii

Snowmass Colorado, Buenos Aires, Antarctica, Margate NJ

USA, Spain, and within the UK

Vietnam, Cambodia, Thailand, Myanmar, Malaysia, Singapore, Hong Kong, Mexico, Colorado, North Carolina, London, Berlin, Israel, Poland, Paris, New Orleans, Buenos Aires

Bergen to Barcelona cruise, Palm Springs, CA, Rye, NY, Kansas, others

Maryland and Connecticut

Okoboji Iowa, Austin TX, Phoenix AZ, Milwaukee WI

Texas, New Mexico, Utah, South Dakota, Wyoming, Arizona, Virginia, Colorado

USA, Caribbean, Brazil, Argentina, Canada

Paris, Venice, Rome, Florence, Spain, France, Italy, Canada, USA

Greece, Asia, Florida, Italy, France, Spain, Canada, all over the US

Mexico, Orcas Island, Napa, Ashland OR, Newort CA, SD

Colorado, Idaho, Utah

Washington DC

Europe & Japan

Orlando, Arizona, California, Costa Rica, Philadelphia, Colorado, South Carolina, Atlanta, Nebraska

Thailand, Cambodia, Dubai, rock climbing in USA (Chattanooga TN, Red River Gorge KY)

Australia, New Zealand , Canada, Colorado, Belgium, France

France, North Carolina

Many places

Florida, Wisconsin, Minnesota, Illinois, Caribbean, Mexico, South Pacific, French Polynesia

England, Germany, Austria, Hungary, Lake Tahoe, Las Vegas, Big Sur, Arizona

Madison WI, Winston, Salem NC, Ocracoke NC, Key West FL, Washington DC

Salt Lake City, Vancouver B.C., Kelowna B.C., Muskoka Ontario, Orlando Florida.

Montreal, Pittsburgh, Boston, New York, Outer Banks, Richmond

San Francisco, St Thomas, Napa, Panama City Beach.

Paris, Ireland, Scotland, Minnesota

Newport RI, Boston, MA, Long Island, NY, Nags Head, NC

Colorado, Montreal

Tibet, China, Bhutan, Brazil

USA

Cabo, Hawaii, Los Angeles, LaJolla, Bahamas, Seattle.

Lake Powell

Florida, Netherlands, Oregon, China, Philippines, Washington, California

Netherlands, Canada

Baltic States, Poland, Spain, Portugal

Washington D.C

Mexico

Playa del Carmen, Ashland OR, Orcas Island WA, Mount Rushmore SD, Little Bighorn MT

France, Wales

Charlestown SC, New Jersey

Europe, including Italy, France, Croatia. Aspen Colorado and New York City

Western US, upstate NY, playa del Carmen Mexico, Nashville TN

London, Paris, Poland, Israel, New Orleans, North Carolina, Vietnam, Cambodia, Myanmar, Singapore, Colorado, Mexico

Indonesia, Malaysia, Singapore, Martha's Vineyard

Southeast Asia & Spain

Asia, Spain, North and South Carolina, Sun Valley Idaho

Hong Kong, Vietnam, Cambodia, Thailand, Singapore

none

South Africa, Caribbean, Jamaica, New York City

Atlanta

Japan, NYC, Martha's Vineyard, Jamaica

Oregon/CA coasts

Napa Valley, Niagara on the lake, Ontario Canada, St Thomas, US Virgin Islands

Italy and France

PA, MA, CA, FL, DC, England, Malta, Italy, St. Maarten, Portugal, Madeira

Rome Italy, Sun Valley Idaho, Kone Hawaii

Amsterdam, Dublin, Florence, Venice, Dubrovnik, Kotor, Naples, Houston, Austin, Grand Cayman, Cabo, San Lucas, Sicily

Florida, Las Vegas

Vietnam, Cambodia, New Zealand, Phoenix, Palm Desert

Nuevo Vallarta Mexico, Las Vegas, Tanzania, Zanzibar, Maui HI, New Orleans, Whitefish MT, Seattle WA, Lao, Myanmar, Vietnam

Georgia, Florida

NZ, Australia, Canada, AZ, CA, TX, NY, PA, MD, WV

Croatia, Portugal, Buffalo NY, Florida, Germany, Tanzania

all around the world

Czech Republic, Belgium, Iran, Switzerland

Australia, Colorado, Utah, California

Keystone Colorado

Albuquerque, Seattle, Sitka, Homer, camped around state of Alaska, La Paz, BCS, Mexico, Easter Island, Patagonia, Iguassu Falls

Europe

Malta, UK, Ireland, Zimbabwe, Kruger National Park, Czech Republic

U.K., Zimbabwe, national parks in South Africa

Peru, Ecuador, Florida, Alabama, Oregon, Washington

Florida, New York, northern Minnesota, Tanzania, Iceland

Southern Africa, Peru

U.K., USA, Belgium, Germany

Australia, Four Corners, Vietnam, New York

Maryland, Costa Rica, Argentina

Sicily-Puglia, Panama, South Africa-Swaziland

Sailing around Vancouver Island, Tofino B.C. Canada, Victoria B.C., Sooke B.C, Courtenay B.C., Echo Bay B.C., Calvert Island B.C., Port Hardy B.C., Kuyukaht B.C., Hesquiaht Harbour B.C.

Ecuador/Galapagos

Evansville, Indiana, Israel, San Antonio TX

Argentina/Antarctica

Holland, Germany, Slovenia, Budapest, Austria, Utah, Blue Ridge Mountains, Georgia, North Carolina

Channel Islands, Maine, Nova Scotia, Utah, Arizona, Nevada, Buenos Aires

Portugal

Portugal, USA (Arizona, Virginia, Arkansas, Texas, Iowa)

New York City, Sacramento, Lake Tahoe, South Africa, London, Japan, Dominican Republic, Antarctica

Costa Rica, Chautauqua, Japan

USA

eastern US

Shell Beach CA

Ithaca College NY, Ohio, Long Island

Denmark, Norway

Cozumel, Mexico, Haiti, NYC

Napa Valley - twice, Maui, Sedona

Southern Utah, several camping trips in Idaho, Wisconsin

Costa Rica

Disneyworld

Maui and Hawaii, New Mexico, Colorado

Greece

Indonesia

Nepal, Bhutan, Tibet, Sri Lanka, India

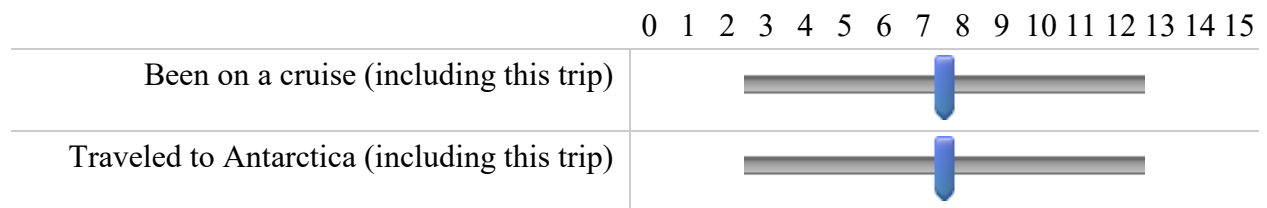
Florida, California, China, Japan, Turks & Caicos

Finger Lakes, Oregon

Easter Island, Argentina, Chile, Brazil.

Florida

Q12. Please tell us how often you have done the following things in the last 24 months.



#	Field	Minimum	Maximum	Mean	Std Deviation	Variance	Count
1	Been on a cruise (including this trip)	0.00	15.00	2.32	2.23	4.97	128
2	Traveled to Antarctica (including this trip)	0.00	15.00	1.07	1.37	1.88	128

Q13. Please tell us where you have traveled on a cruise in the last 24 months.

[Note: Typos corrected.]

France, Antarctic, Croatia,

France, Antarctica

Only this one to Antarctica

Europe

Norway and the Mediterranean

Antarctica

Rhine seine Greece

Rhine/ Seine/ Greece

Only this trip to Antarctica

Only this one (Antarctica)

Australia, Holland, Mediterranean, Antarctica

Antarctica

Germany

Caribbean

Antarctica

Bermuda, Alaska, Amazon, Antarctica

Adriatic, British Isles, South America, Antarctica

Antarctica

none

Mediterranean and now South America

Antarctica

South America, Antarctica, Falkland Islands, Caribbean

Italy

S.E. Asia, Russia, Antarctica

Antarctica

The Amazon

Antarctica

Panama

Danube River

Transatlantic, Mediterranean, Rhine/Danube, Rhine/Moselle, Hawaii

Antarctica

Danube

Around South America, from Santiago to Buenos Aires

Antarctica

Norway, Galapagos and Antarctic

Caribbean, Alaska, Europe

Alaska Antarctica, Caribbean, Spain, Portugal and France

Antarctica
Baltic Mekong river
South east Asia, South America, Antarctica
Europe, South America, Antarctica
New England coast up to Montreal, and this cruise to Antarctica
Tahiti
Caribbean
Caribbean, Baltics, South America
Canada, Boston, Bar Harbor, Charleston, Rome
Same as before
Panama Canal
Paris France. Seine. Africa
Boston to Montreal
Mediterranean
Boston to Montreal
Argentina, Uruguay & Antarctica
Many places
Caribbean, Amazon, Central Europe
Caribbean, Mexico, French Polynesia
Belize, Honduras, Mexico, Tahiti, Easter Island, Peru, Ecuador, Germany, Hungary, Austria, California Coast, Chile
Panama Canal, St. Lawrence River, Baltic Sea, Rhine River
Hawaii, Bermuda, Baltic, Montreal, Dubai
Antarctica.
New York, South America, Antarctica
Hawaiian Islands, Bermuda, Baltic Sea, Montreal to Boston, this cruise, Dubai to Athens
This cruise only
USA, Columbia, Panama, Costa Rica, Nicaragua, Mexico, Bahamas
BVI

Northern Scandinavia

Mediterranean, Brazil, Norway

Antarctica, Montevideo, Falklands, Chile, Argentina

Norway, Antarctica

Panama Canal

Baltics, Mediterranean, Amazon and Caribbean, Antarctica

Antarctic

Antarctica

Singapore, Thailand, Vietnam, Cambodia, Malaysia, Hong Kong

Germany Elbe River cruise.

Southeast Asia

Asia, South America, Antarctica

Vietnam, Hong Kong, Cambodia, Thailand, Singapore, Italy

Galapagos

Caribbean, Norway

Galápagos Islands, Caribbean cruise

Dalmatian coast, Antarctica

Baltic

Antarctica, Caribbean, Mediterranean

Italy and Spain

QM2 to England, Malta, Portugal, Barcelona, Madeira, Gibraltar

Amsterdam to Budapest; Monte Carlo to Rome; Buenos Aires to Santiago

Transatlantic British Isles, Adriatic, Mediterranean

Danube River

Vietnam, Cambodia, multi-stop transatlantic

Antarctica

Only Antarctica. Numerous other cruises were 4 to 25 years ago.

Caribbean x 2, Mediterranean and Antarctica

Alaska, Antarctica

Spain, Morocco, Hungary

Antarctica, Amazon, Brazil, Baltic, UK

Rivers of Europe, Antarctica

Cruised the Beagle Channel as part of an OAT trip to Patagonia

South America and Antarctica

South Africa to UK

UK

Galapagos

Have not been on a cruise for several years

Just Antarctica

Bali/Australia, Panama Canal

Panama, Antarctica

Antarctica, Alaska, New England/Canada, Caribbean/partial Panama Canal

Galapagos and Antarctica

Previous answer with Viking

Easter Island, Channel Islands, Patagonia, Antarctica

Belgium and Holland

Portugal, Netherlands, Belgium,

Alaska

Viking River Cruise on the Rhine River

None

Russia

Greenland

only this trip

Bordeaux, France; Antarctica.

Mexico, Jamaica

Falkland Islands

Just this Antarctica trip

Eastern Europe

Greek islands

Not a commercial cruise. Just a 2 week cruise on our own sailboat. Sailed to Cape Cod, Nantucket and Martha's Vineyard.

This one to Antarctica

Caribbean, China/Japan

Beagle Chanel, Tierra Del Fuego

Caribbean

Start of Block: Current travel to Antarctica. [Note: Block titles were not visible to those taking the survey.]

For this page of questions, please answer about the current Antarctic cruise you are participating in. [Note: this applies to Q15, Q16, Q17, and Q18.]

Q15. How did you (or will you) arrive in Antarctica?

By air		7
By ship		150
		n = 157

Q16. Are you traveling with an organized tour group?

Yes		110
No		47
		n = 157

Q17. Which tour operator are you traveling with? [Q17 only displayed when Q16, “If Are you traveling with an organized tour group?” = Yes]

[Note: Answers to this question were open-ended. Authors compiled these numbers. Names in parenthesis are alternative spellings used by survey respondents.]

Answer	Count
Grand Circle (Grand Circle Travel, Grand Circle Cruise Lines, Grand Circle / OAT, Aggrandize Circle)	69
Seabourn (Seabourne, Seabourn Cruises)	30
GCCL (GCL, GCCT, GCT)	7
Other (3 in total)	4
Total	n = 110

Q18. What is the name of the ship you are traveling on? [Q18 only displayed when Q16, “How did you (or will you) arrive in Antarctica?” = By ship]

[Note: Answers to this question were open-ended. Authors compiled these numbers. Names in parenthesis are alternative spellings used by survey respondents.]

Answer	Count
Corinthian (MV Corinthian)	72
Seabourn Quest (Seabourne Quest, Quest, Seabourn Odyssey)	71
Other (3 in total)	3
Total	n = 146

For this page of questions, please answer about the current Antarctic cruise you are participating in. [Note: This refers to Q22, Q23, Q24, Q25.]

Q22. Apart from your tour group, with whom are you traveling with on this cruise?

I am traveling by myself	19
I am traveling with one other person.	93
I am traveling with two other people.	15
I am traveling with three or more other people (enter total number, including self, below).	29 (Range: 4-7)
	n = 156

Q22, cont. Number of People respondent is traveling with, when answer to Q22 is “I am traveling with three or more other people.” [Note: Answers to this question were open-ended. Authors have compiled these numbers.]

	Count
3 other people	1
4 other people	18
5 other people	2
6 other people	4
7 other people	1
More than 7 other people	1
Total	n = 27

Q23. What relationship do these individuals have to you? Please check all that apply.

Spouse or Partner	102
Dependent children (under 18 years of age)	0
Adult Children (18+ years of age)	9
Grandchildren	0
Parents	9
Grandparents	0
Other relatives. Optional: Please enter relationship here.	22
Non-relatives. Optional: Please enter relationship here	33
	n = 175

Q23, cont. Responses to Q23, “Other relatives. Optional: Please enter relationship here.” [Note: Answers to this question were open-ended. Authors have compiled these numbers.]

	Count
Sibling(s)	3
Sibling(s) and their spouse(s)	6
In-laws	2
Cousins	6
Aunt/Uncle	3
Niece/Nephew	1
Total	n = 21

Q23, cont. Responses to Q23, “Non-relatives. Optional: Please enter relationship here.” [Note: Answers to this question were open-ended. Authors have compiled these numbers.]

	Count
Friend(s)	28
Classmates	1
	n = 29

Q24. When did you (or will you) first arrive in Antarctica during your current trip? Please choose the closest answer.

#	Answer	Count
1	Before December 15, 2015	3
2	December 15-31, 2015	20
3	January 1-15, 2016	35
4	January 16-31, 2016	74
5	February 1-15, 2016	8
6	February 16-28, 2016	10
	Total	n = 150

Q25. At what point in your travel are you completing this survey?

At home, before traveling to Antarctica		1
En route to Antarctica		91
While in Antarctica		30
Returning from Antarctica, but not yet home		22
At home, after traveling to Antarctica		12
		n = 156

Start of Block: Motivations for travel [Note: Block titles were not visible to those taking the survey.]

Q26. The following have been identified as things that motivate people to visit Antarctica. Which apply to your current trip? Please check all that apply.

Discovery, curiosity	86.5%	134
Scenery	85.2%	132
Adventure	77.4%	120
Gain personal knowledge and understanding	70.3%	109
Marine mammals	65.8%	102
Seeing Antarctica before it changes	56.8%	88
Wilderness experience	56.8%	88
Interest in Antarctic exploration and history	54.8%	85
7th Continent Landing	51%	79
Birds	47.1%	73
"It's on my Bucket List"	41.3%	64
Opportunities for photography, writing, or other creative activities	40%	62
Interest in science	37.4%	58
Social experience, traveling with others	13.5%	21
Relaxation	11%	17
Other(s):	5.2%	8
		n = 155 individual respondents

Start of Block: Environmental Concern Levels [Note: Block titles were not visible to those taking the survey.]

Q28. How important are these *general* issues to you personally? [For all questions, n = 154; non-responses for particular items were added to “no opinion.”]

	Very important	Important	Not that important	Not at all important	No opinion
International affairs & politics	44 (28.6%)	95 (61.7%)	12 (7.8%)	1 (0.6%)	2 (1.3%)
Wilderness conservation	78 (50.6%)	68 (44.2%)	5 (3.2%)	1 (0.6%)	2 (1.3%)
Marine mammal conservation	64 (41.6%)	77 (50%)	8 (5.2%)	1 (0.6%)	4 (2.6%)
Seabird conservation	56 (36.4%)	70 (45.5%)	20 (13%)	1 (0.6%)	7 (4.5%)
Marine resource conservation (fishing, whaling...)	61 (39.6%)	71 (46.1%)	16 (10.4%)	0	4 (2.6%)
Science	56 (36.4%)	76 (49.4%)	16 (10.4%)	0	6 (3.9%)
Pollution	84 (54.5%)	66 (42.9%)	3 (1.9%)	0	1 (0.6%)
Climate change	83 (53.9%)	48 (31.2%)	22 (14.3%)	1 (0.6%)	0
Tourism impacts on destinations	61 (39.6%)	72 (46.8%)	19 (12.3%)	1 (0.6%)	1 (0.6%)
Historic/heritage site preservation	63 (40.9%)	70 (45.5%)	14 (9.1%)	3 (1.9%)	4 (2.6%)
Species extinction	81 (52.6%)	56 (36.4%)	14 (9.1%)	1 (0.6%)	2 (1.3%)
Deforestation	67 (43.5%)	61 (39.6%)	17 (11%)	2 (1.3%)	7 (4.5%)

Q30. How important are the following issues to you personally, as they relate specifically to Antarctica? [For all questions, n = 153; non-responses for specific lines were added to “no opinion.”]

	Very important	Important	Not that important	Not at all important	No opinion
International affairs or politics as related to Antarctica	41 (26.8%)	75 (49%)	29 (19%)	1 (0.7%)	7 (4.6%)
Preserving Antarctica as wilderness	104 (68%)	47 (30.7%)	2 (1.3%)	0	0
Marine mammal conservation	88 (57.5%)	60 (39.2%)	3 (2%)	0	2 (1.3%)
Seabird conservation	76 (49.7%)	59 (38.6%)	12 (7.8%)	1 (0.7%)	5 (3.3%)
Antarctic marine resource conservation (fishing, whaling...)	85 (52.9%)	51 (33.3%)	13 (8.5%)	0	4 (2.6%)
Antarctic science and research	77 (50.3%)	67 (43.8%)	6 (3.9%)	0	3 (2%)
Pollution in Antarctica	97 (63.4%)	48 (31.4%)	6 (3.9%)	0	2 (1.3%)
Climate change impacts on Antarctica	103 (67.3%)	40 (26.1%)	9 (5.9%)	0	1 (0.7%)
The impacts of tourism on Antarctica	76 (49.7%)	58 (37.9%)	15 (9.8%)	2 (1.3%)	2 (1.3%)
Antarctic historic/heritage preservation	68 (44.4%)	66 (43.1%)	13 (8.5%)	2 (1.3%)	4 (2.6%)
Species extinction	91 (59.5%)	48 (31.4%)	10 (6.5%)	1 (0.7%)	3 (2%)

Start of Block: Transition [Note: Block titles were not visible to those taking the survey.]

The next questions are adapted from published surveys and are included to compare Antarctic travelers' opinions and attitudes to broader national and international data.

You may skip any questions you do not wish to answer, and all surveys are anonymous unless you choose to provide contact information, in which case all personal information will be kept strictly confidential.

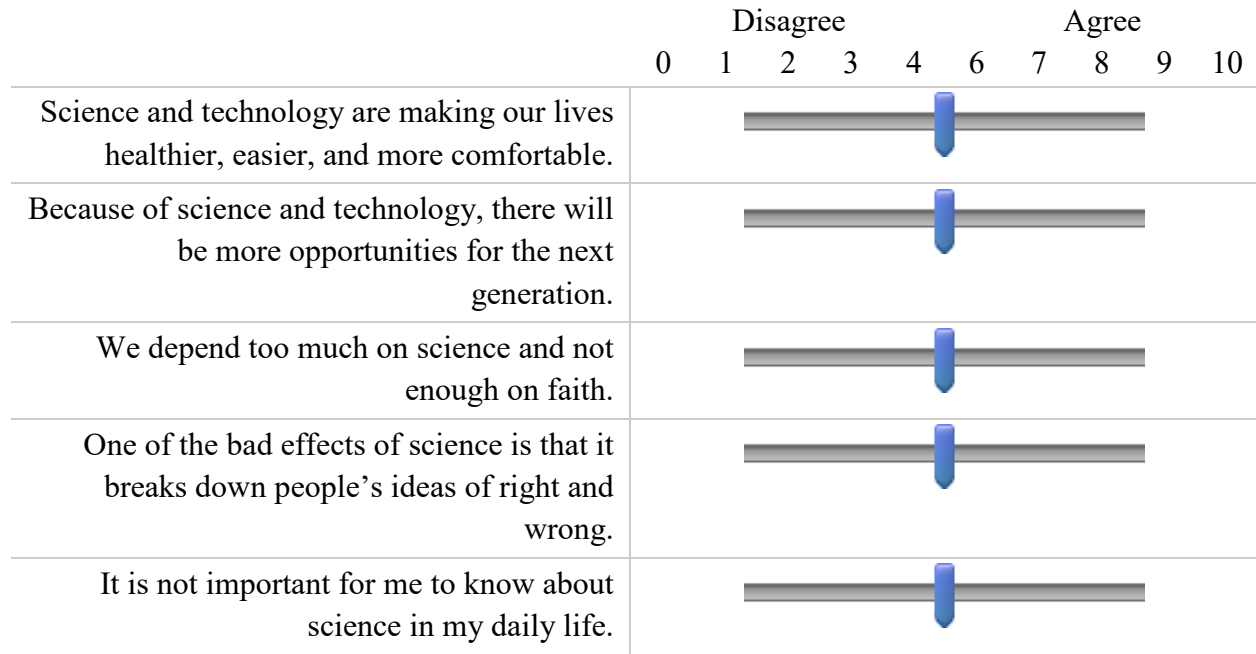
Start of Block: From World Values Survey (Wave 6) [Note: Block titles were not visible to those taking the survey.]

[Note: The questions from this block were taken from the [World Values Survey Wave 6 questions](#). Q33 is taken from V212-216. Q34 is taken from V192-196.]

Q33. People have different views about themselves and how they relate to the world. How strongly you agree or disagree with each of the following statements about how you see yourself?

	Strongly Agree	Agree	Disagree	Strongly Disagree
I see myself as a world citizen. (n = 146)	57	81	7	1
I see myself as part of my local community. (n = 146)	64	75	7	0
I see myself as part of my nation. (n = 146)	76	66	3	1
I see myself as part of a regional organization (for example, the EU, ASEAN, PIF, CIS, NAFTA, etc.) (n = 133)	8	44	69	12
I see myself as an autonomous individual. (n = 138)	39	59	32	8

Q34. Please use the slider to record your agreement with the following statements on a scale of 0 (completely disagree) to 10 (completely agree)



Start of Block: Antarctica's Importance. Brazier 2011 & Tin et al. 2010 [Note: Block titles were not visible to those taking the survey.]

[Q35 taken from: Brazier, Kate. 2011. "Public Opinion of Antarctica." A Colmar Brunton Report. Antarctica New Zealand, page 15. Q36 and Q37 from Tin, T., Bastmeijer, K., O'Reilly, J., & Mayer, P. (2012). Public perception of the Antarctic wilderness: Surveys from an educated, environmentally knowledgeable European community. *Science and Stewardship to Protect and Sustain Wilderness Values, Rocky Mountain Research Station (Proceedings RMRS-P-64), Fort Collins, 2011*, 109–117. Q36: page 114. Q37: page 112.]

Q35. How important do you think it is that your nation's government:

	Very Important	Important	Not that important	Not at all important	I don't know
Helps to protect the environment in Antarctic (n = 149)	87 (58.4%)	54 (36.2%)	5 (3.4%)	0	3 (2%)
Helps with marine research in Antarctica (n = 149)	67 (45%)	71 (47.7%)	9 (6%)	0	2 (1.3%)
Helps with climate change research in Antarctica (n = 150)	84 (56%)	57 (38%)	5 (3.3%)	2 (1.3%)	2 (1.3%)
Helps with land-based research in Antarctica (n = 149)	65 (43.6%)	68 (45.6%)	13 (8.7%)	1 (0.7%)	2 (1.3%)
Helps manage sustainable fisheries (n = 150)	68 (45.3%)	63 (42%)	13 (8.7%)	3 (2%)	3 (2%)
Supports programs to raise awareness about Antarctica (n = 149)	59 (39.6%)	63 (42.3%)	20 (13.4%)	1 (0.7%)	6 (4%)

Q36. Which of the following do you think represent the importance of Antarctica? (Please check all that apply.)

One of the world's last great wildernesses	90.7%	136
A science laboratory for the benefit of humankind	88.7%	133
The 'refrigerator' of the world, an important component of Earth's climate system	81.3%	122
A tourist destination	41.3%	62
A reserve of mineral resources that might support society in the future	18%	27
Antarctica does not have any value for humankind	0.7%	1
Other(s)	2%	3
		n = 150

Q37. Which of the following would you support in Antarctica? (Please check all that apply.)

Small to medium-scale ship-based tourism (up to 300 tourists per ship; short excursions ashore)	90.5%	133
Designating Antarctica as a wilderness reserve where development of infrastructure is limited	83%	122
Educational trips for students	69.4%	102
New stations for conducting scientific research	42.9%	63
Strictly limiting or forbidding tourism	18.4%	27
Production of art projects, e.g., films, books, music, paintings	17.7%	26
Large-scale ship-based tourism (300-3,000 passengers; no excursions ashore; luxury cruising)	12.2%	18
Exploiting icebergs for fresh water supply	8.2%	12
Development of land-based tourism (examples: building hotels, tourist accommodation in research stations, snowmobile excursions, etc.)	5.4%	8
Fishing	4.1%	6
Commercial exploitation of biological or genetic material	1.4%	2
Building airstrips	1.4%	2
Mining / oil exploration	0.7%	1
Whaling	0.7%	1
Other	3.4%	5
		n = 147

Start of Block: Gallup EnviroWorries [Note: Block titles were not visible to those taking the survey.]

[Note: Jones, Jeff, and Lydia Saad. 2015. “Gallup Poll Social Series: Environment.” Gallup News Service, available at https://cdn.cnsnews.com/documents/MIP_Satisfaction_150311%20%20-1.pdf. Q43 is taken from Jones and Saad Q14, with omissions to prevent repetition within this survey.]

Q43. How much do you personally worry about the following environmental problems?
(For all questions, n = 150; non-responses for specific lines were added to “no opinion.”)

	A great deal	A fair amount	Only a little	Not at all	No opinion
Pollution of rivers, lakes, and reservoirs	64	69	17	0	0
Pollution of drinking water	73	58	17	1	1
Pollution of the world's oceans	69	64	17	0	0
Air pollution	72	69	9	0	0
The loss of tropical rain forests	70	61	17	2	0
Extinction of plant and animal species	67	55	27	1	0

Start of Block: From NORC/AP/Yale 2015 survey [Note: Block titles were not visible to those taking the survey.]

[Note: Questions taken from Yale School of Forestry & Environmental Studies. 2014. “NORC_AP_Yale Survey.Pdf.” The Associated Press-NORC Center for Public Affairs Research. <http://www.apnorc.org/projects/Pages/HTML%20Reports/american-attitudes-about-global-warming-and-energy-policy-issue-brief.aspx>. Q38 is taken from NORC Q22. Q39 is taken from NORC Q24. Q40 is taken from NORC Q25. Q41 is taken from NORC Q26. Q42 is taken from NORC Q27.]

Q38. Please indicate which one of these statements comes closest to your own views – even if it is not exactly right.

In the long-run, protecting the environment will...

Reduce economic growth and cost jobs	6.4%	9
Have no impact on economic growth or jobs	11.4%	16
Improve economic growth and provide new jobs	82.1%	115
		n = 140

Q39. Do you think that global warming is happening, or do you think global warming is not happening?

Yes, global warming is happening	84.7%	127
No, global warming is not happening	3.3%	5
Not sure	12%	18
		n = 150

Q40. How worried, if at all, are you about global warming? [Q40 only displayed when Q39, “Do you think that global warming is happening, or do you think global warming is not happening?” = “Yes” or “Not Sure”]

Extremely OR somewhat worried	48.2%	68
Moderately worried	40.4%	57
Not very worried OR not at all worried	11.3%	16
		n = 141

Q41. Do you think global warming is... [Q41 only displayed when Q39, “Do you think that global warming is happening, or do you think global warming is not happening?” = “Yes” or “Not Sure”]

Caused entirely by human activities	7.6%	11
Caused mostly by human activities	45.1%	65
Caused about equally by human activities and natural changes in the environment	34.7%	50
Caused about mostly by natural changes in the environment	6.9%	10
Caused entirely by natural changes in the environment	0.7%	1
Not sure	4.9%	7
		n = 144

Q42 Please indicate which statements describe your opinion(s) about global warming – even if it is not exactly right. (Please check all that apply.) [Q42 only displayed when Q39, “Do you think that global warming is happening, or do you think global warming is not happening?” = No. Percentages not given because of low number of respondents.]

Some people and the press are exaggerating the risks of global warming	3
Global warming is not caused by human activity	2
I don’t think global warming is happening because I don’t find the scientific evidence convincing	1
I could be convinced global warming is happening	0
Global warming is a hoax	0
	n = 5

Start of Block: Request for Followup Interviews [Note: Block titles were not visible to those taking the survey.]

Q44. We plan to conduct follow-up interviews of approximately one hour with a selection of survey respondents. These interviews will take place after you return home. They will be scheduled in advance, and conducted via phone, Skype or other mutually convenient technology.

Would you be willing to participate in such an interview?

Yes	66%	99
No	34%	51
		n = 150

Q45. Thank you for your willingness to speak with us further. Please indicate the best way to reach you once you return home (phone number, Skype account name, email address, etc). [Q45 only displayed when Q44, “Would you be willing to participate in such an interview?” = Yes]

Appendix 2: 2018-2019 ATE Survey (see PDF)

