

A chiral macrocycle for the stereoselective synthesis of mechanically planar chiral rotaxanes and catenanes

Zhang, Shu; Rodríguez-Rubio, Arnau; Saady, Abed; Tizzard, Graham J.; Goldup, Stephen M.

DOI:

[10.1016/j.chempr.2023.01.009](https://doi.org/10.1016/j.chempr.2023.01.009)

License:

Creative Commons: Attribution (CC BY)

Document Version

Publisher's PDF, also known as Version of record

Citation for published version (Harvard):

Zhang, S, Rodríguez-Rubio, A, Saady, A, Tizzard, GJ & Goldup, SM 2023, 'A chiral macrocycle for the stereoselective synthesis of mechanically planar chiral rotaxanes and catenanes', *Chem*, vol. 9, no. 5, pp. 1195-1207. <https://doi.org/10.1016/j.chempr.2023.01.009>

[Link to publication on Research at Birmingham portal](#)

General rights

Unless a licence is specified above, all rights (including copyright and moral rights) in this document are retained by the authors and/or the copyright holders. The express permission of the copyright holder must be obtained for any use of this material other than for purposes permitted by law.

- Users may freely distribute the URL that is used to identify this publication.
- Users may download and/or print one copy of the publication from the University of Birmingham research portal for the purpose of private study or non-commercial research.
- User may use extracts from the document in line with the concept of 'fair dealing' under the Copyright, Designs and Patents Act 1988 (?)
- Users may not further distribute the material nor use it for the purposes of commercial gain.

Where a licence is displayed above, please note the terms and conditions of the licence govern your use of this document.

When citing, please reference the published version.

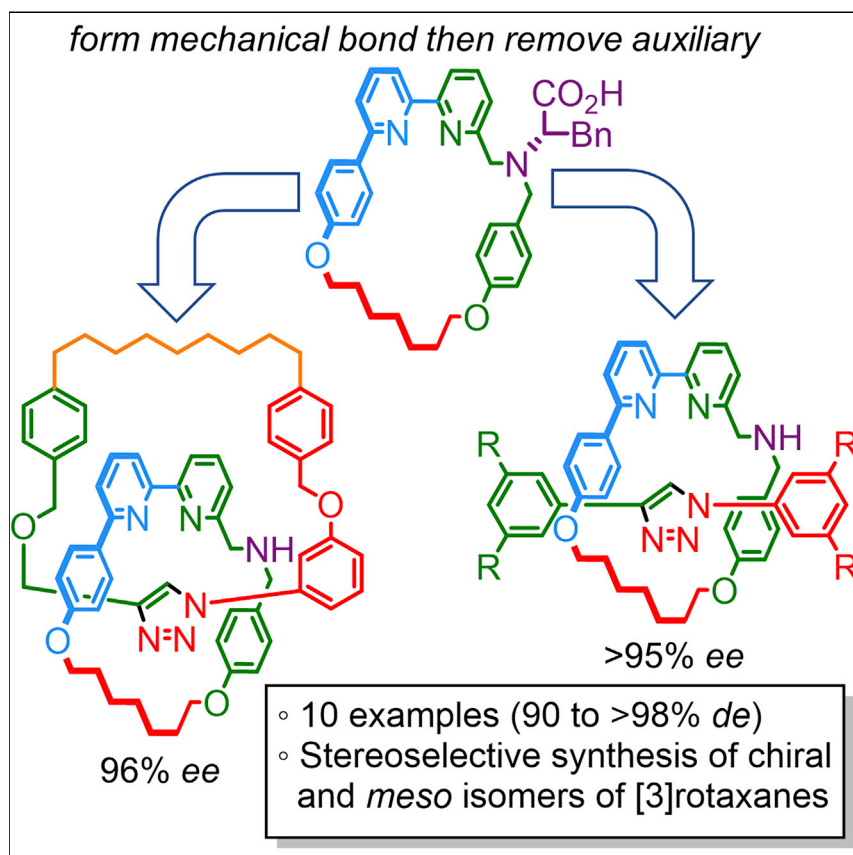
Take down policy

While the University of Birmingham exercises care and attention in making items available there are rare occasions when an item has been uploaded in error or has been deemed to be commercially or otherwise sensitive.

If you believe that this is the case for this document, please contact UBIRA@lists.bham.ac.uk providing details and we will remove access to the work immediately and investigate.

Article

A chiral macrocycle for the stereoselective synthesis of mechanically planar chiral rotaxanes and catenanes



Mechanically chiral molecules are chiral due to interlocking of achiral covalent subcomponents. They are under investigation in catalysis, materials chemistry, and sensing, but their synthesis remains challenging. We report a simple chiral macrocycle that allows the synthesis of both rotaxanes and catenanes in excellent diastereopurity. Subsequent removal of the covalent chiral auxiliary unit gives rise to the corresponding product in excellent enantiopurity. This flexible approach even allows the synthesis of more complicated structures with multiple interlocked components.

Shu Zhang, Arnau Rodríguez-Rubio, Abed Saady, Graham J. Tizzard, Stephen M. Goldup

s.m.goldup@bham.ac.uk

Highlights

Diastereoselective synthesis of rotaxanes and catenanes using a chiral macrocycle

Very general approach: 10 products with 90 to >98% *de*

Auxiliary removal gives mechanically planar chiral products in high *ee*

Applicable to structurally complex targets: synthesis of [3]rotaxanes stereoisomers

Zhang et al., Chem 9, 1195–1207
May 11, 2023 © 2023 The Author(s). Published by Elsevier Inc.
<https://doi.org/10.1016/j.chempr.2023.01.009>

Article

A chiral macrocycle for the stereoselective synthesis of mechanically planar chiral rotaxanes and catenanes

Shu Zhang,^{1,3,4} Arnau Rodríguez-Rubio,^{1,3} Abed Saady,¹ Graham J. Tizzard,¹ and Stephen M. Goldup^{1,2,5,*}

SUMMARY

Active template auxiliary methodologies have previously been developed for the stereoselective synthesis of chiral interlocked molecules in which the mechanical bond provides the sole stereogenic unit. To date, however, the covalent auxiliary has been included in the half-axle components (rotaxanes) or pre-macrocycle components (catenanes), and thus mechanically chiral rotaxane and catenane syntheses rely on different chiral components. Here, we present a single, simple amino-acid-derived macrocycle that mediates the formation of both catenanes and rotaxanes in excellent stereoselectivity. We demonstrate the flexibility of our approach through the stereoselective synthesis of all three isomers of a conformationally mechanically planar chiral [3]rotaxane.

INTRODUCTION

Enantiopure samples of “mechanically chiral” molecules,^{1–4} rotaxanes, and catenanes in which the mechanical bond provides the sole chirotopic stereogenic element have historically been produced by resolution of racemic samples^{5–11} or unusual chiral building blocks,¹² both of which typically rely on preparative chiral stationary phase high-performance liquid chromatography (CSP-HPLC) separation of the product or building blocks.^{13–16} Although these methods have allowed preliminary studies on the properties of mechanically chiral molecules,^{10–12} the inherent limitations of CSP-HPLC have prevented more detailed studies of their applications.

To overcome this synthetic bottleneck, new stereoselective methods are required.¹⁷ Takata, Okamoto, and co-workers reported the first approach to this challenging goal in 2007 by using a catalytic enantioselective kinetic resolution strategy; the acylation of a dynamic mixture of enantiomeric pseudorotaxanes gave rise to a small (~4% enantiomeric excess [ee]) but measurable stereoselectivity.¹⁸ In 2020, Leigh and co-workers reported the synthesis of a mechanically planar chiral rotaxane in 50% ee by using a substrate-controlled strategy in which a chiral leaving group was used to influence the configuration of the mechanical bond.¹⁹ Kawabata and co-workers have reported the catalytic enantioselective kinetic resolution of a mechanically planar chiral rotaxane (>99% ee of unreacted starting material, 29% isolated yield).²⁰ Most recently, Zhu, Tian, and co-workers reported the catalytic enantioselective desymmetrization of rotaxanes containing a bilaterally symmetric macrocycle in up to 93% ee.²¹

Our approach has been to focus on methods equivalent to chiral auxiliary strategies in covalent synthesis. In 2018, building on a previously reported non-stereoselective

THE BIGGER PICTURE

Thanks to the efforts of synthetic organic chemists over the last century, the synthesis of chiral small molecules has progressed significantly, which has facilitated their study in a range of areas from medicine to materials science. By contrast, the synthesis of chiral mechanically interlocked molecules, structures that are formed by threading one molecule through another, remains challenging. This is at least in part because such structures are extremely challenging to make—until 2014, the only way to access them was by using chiral stationary phase HPLC. We have developed auxiliary methods to access chiral catenanes and rotaxanes, but in each case, the source of covalent chiral information was in a reaction component bespoke to the particular synthesis. Here, we present a chiral macrocycle that can be used to make both chiral catenanes and rotaxanes in excellent stereoselectivity. The efficiency of this approach opens significant structural space for further investigation.



approach,²² we disclosed the active template^{23,24} Cu-mediated alkyne-azide cycloaddition (AT-CuAAC)^{25–27} synthesis of mechanically planar chiral rotaxanes in up to 96% ee without separation of the intermediate diastereomers.²⁸ This approach was then extended, using the same class of oriented bipyridine macrocycles,²⁹ to a chiral interlocking auxiliary strategy.³⁰ We subsequently demonstrated an auxiliary approach to analogous chiral catenanes,³¹ although in this case, a lower diastereoselectivity (diastereomeric ratio [dr] = 2:1) was observed in the mechanical bond-forming step, which necessitated the separation of diastereomers prior to auxiliary cleavage. We have since extended our methodology to a highly stereoselective synthesis of a mechanically chiral catenane (82% ee) and a molecule containing an analogous co-conformational stereogenic unit (87% ee).³² Most recently, we have extended our auxiliary approach to mechanically axially chiral catenanes and, in the process, identified an overlooked mechanically axially chiral rotaxane stereogenic unit.³³

At this point, we note that although such chiral catenanes have typically been referred to simply as “topologically” chiral, this label clearly makes no sense in the context of co-conformational stereochemistry.³⁴ Furthermore, we have recently demonstrated the synthesis of a catenane with the same stereogenic unit but whose stereochemistry is Euclidean.³⁵ For these reasons, we have tentatively suggested that these stereogenic units of rotaxanes and catenanes be united under the single term “mechanically planar chiral”; we shall use this term throughout.

Although our published AT-CuAAC auxiliary strategies for the synthesis of mechanically planar chiral rotaxanes and catenanes rely on the same underlying concept, they use very different chiral building blocks, because to date, the chiral auxiliary has been included in the half-axle or pre-macrocycle component, respectively, rather than in the oriented bipyridine macrocycle²⁹ that mediates the AT-CuAAC reaction, which is common to both syntheses (Figure 1A). Here, we demonstrate a unified approach to these related mechanical stereogenic units by including an amino acid-derived chiral auxiliary in a readily available, oriented bipyridine macrocycle (Figure 1B). This very simple modification is both extremely efficient and extremely flexible, as we demonstrate below through the synthesis of mechanically planar chiral rotaxanes and catenanes in excellent stereopurity. To emphasize this point further, we applied this approach to the iterative synthesis of all three stereoisomers of a co-conformationally mechanically planar chiral [3]rotaxane.

RESULTS AND DISCUSSION

Development of a chiral macrocycle for the synthesis of mechanically planar chiral rotaxanes

The AT-CuAAC reaction with small bipyridine macrocycles is thought to proceed by formation of a mono-metallic Cu^I-acetylide-azide complex^{36–38} in which the metal ion is coordinated by the bipyridine unit of the macrocycle such that the azide and acetylide ligands are projected on opposite sides of the ring. This complex then reacts to generate a threaded Cu^I-triazolide³⁶ before protonolysis of the Cu–C bond to generate the triazole product. Based on this mechanistic hypothesis, bipyridine macrocycle (S)-1a (Figure 2A) was designed and synthesized in which the chiral unit (>99% ee), derived from (S)-phenylalanine methyl ester, is adjacent to the bipyridine moiety in the hope of maximizing the stereodifferentiation in the key bond-forming step.

Pleasingly, the AT-CuAAC reaction of (S)-1a with alkyne 2 and azide 3 gave rise to mechanically planar chiral rotaxane 4a in appreciable stereoselectivity (34% diastereomeric excess [de]; Figure 2A, entry 1), as judged by ¹H NMR analysis of the crude

¹School of Chemistry, University of Southampton, Highfield, Southampton SO17 1BJ, UK

²School of Chemistry, University of Birmingham, Edgbaston, Birmingham B15 2TT, UK

³These authors contributed equally

⁴Present address: Institute of Advanced Materials, School of Chemistry and Chemical Engineering, and Jiangsu Province Hi-Tech Key Laboratory for Biomedical Research, Southeast University, Nanjing 211189, China

⁵Lead contact

*Correspondence: s.m.goldup@bham.ac.uk
<https://doi.org/10.1016/j.chempr.2023.01.009>

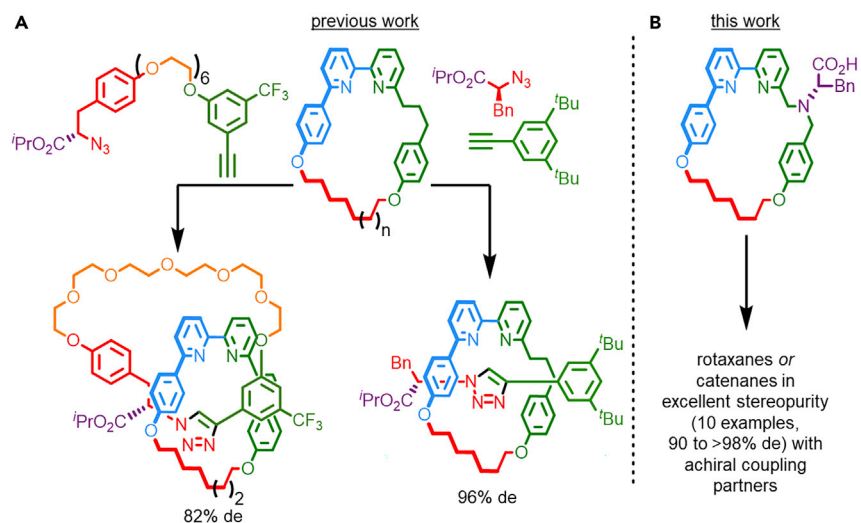


Figure 1. Comparison between this work and our previous approaches to mechanically planar chiral rotaxanes and catenanes

(A) The same oriented bipyridine macrocycle can be used to make either chiral catenanes or rotaxanes using our AT-CuAAC approach, but the auxiliary unit must be built into the alkyne or azide containing components.

(B) The approach we present here allows for the same chiral, oriented bipyridine macrocycle to be used to chiral rotaxanes and catenanes from achiral alkyne and azide components in high stereoselectivity.

reaction product.³⁹ Macrocycle (*S*)-**1b** (>99% ee),⁴⁰ in which the methyl ester of (*S*)-**1a** was reduced to the primary alcohol, produced rotaxane **4b** in dramatically enhanced stereoselectivity (86% de; Figure 2A, entry 2), whereas the corresponding silyl ether ([*S*]-**1c**) produced rotaxane **4c** in much lower selectivity (46% de; Figure 2A, entry 3), and the corresponding acetoxy ester (*S*)-**1d** gave rotaxane **4d** with almost no stereoselectivity (18% de; Figure 2A, entry 4). Carboxylic acid macrocycle (*S*)-**1e** (98% ee),^{41,42} derived from (*S*)-**1a** by hydrolysis of the ester moiety, produced rotaxane **4e** as a single stereoisomer by ¹H NMR analysis (>98% de, Figure 2A, entry 5). This excellent result was reinforced by reduction of **4e** to **4b**; the minor diastereomer could not be detected by ¹H NMR in either the crude or purified samples of **4b** obtained by this route.

The relative stereochemistries of the major stereoisomers of rotaxanes **4** were compared by conversion of **4a** and **4c–4e** to alcohol rotaxane **4b** for analysis by ¹H NMR. Whereas samples of rotaxane **4b** derived from macrocycles **1b–1e** were found to contain the same major diastereomer, macrocycle (*S*)-**1a** gives rise to the opposite major mechanical epimer. Crystals grown from a sample of **4b** (84% de) produced from macrocycle (*S*)-**1b** were analyzed by single-crystal X-ray diffraction (SCXRD) and found to contain (*S*,*S*_{mp})-**4b** (Figure 2C). Crystals grown from a sample of **4a** (>98% de) derived from (*S*)-**1e** were found by SCXRD to contain the same relative orientation of the macrocycle and axle (Figure 2B), albeit the absolute stereochemistry is assigned (*S*,*R*_{mp})-**4a** (see supplemental information section S9 for a detailed discussion on the assignment of mechanical stereogenic units). According to these corroborating data, macrocycles **1b–1e** produce rotaxanes **4b–4e** with the same relative orientation of axle and macrocycle, corresponding to the (*S*,*S*_{mp}) diastereomer of rotaxane **4b**, whereas (*S*)-**1a** selectively produces **4a** with the opposite relative orientation of axle and macrocycle.

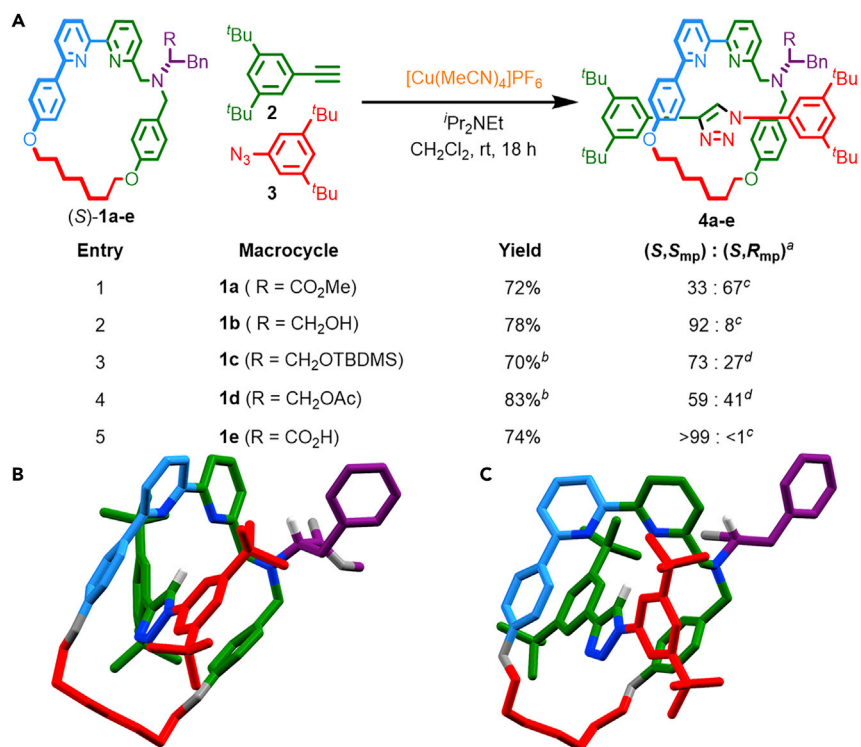


Figure 2. The effect of macrocycle 1 structure on the stereoselectivity of the AT-CuAAC reaction

(A) Synthesis of diastereomeric rotaxanes **4**.

(B and C) Solid-state structures of (B) (*S,R_{mp}*)-**4a** and (C) (*S,S_{mp}*)-**4b** (colors as in A, with the exception of O [gray], N [dark blue], and H [white]; majority of H omitted for clarity).

Reagents and conditions: (*S*)-**1** (1 equiv), **2** (2 equiv), **3** (2 equiv), [Cu(MeCN)₄]PF₆ (0.92 equiv), *i*Pr₂EtN (4 equiv), CH₂Cl₂, room temperature (RT), 18 h.

^aStereolabel refers to the product after conversion to **4b** for comparison by ¹H NMR.

^bIsolated yield after conversion of the crude reaction product to **4b** (see [supplemental information](#) for details).

^cDetermined by ¹H NMR analysis of the crude reaction product.

^dDetermined by ¹H NMR analysis after conversion of the crude reaction product to **4b** (see [supplemental information](#) for details).

Substrate scope of macrocycles (*S*)-**1b** and (*S*)-**1e**

Previously, we have found that the diastereoselectivity of the AT-CuAAC reaction is highly dependent on the steric demand of the alkyne and azide components²⁸ to the point where a chiral auxiliary that is highly stereoselective (96% de) with one coupling partner is entirely unselective with another substrate.⁴³ Although this issue can be overcome using our recently introduced chiral interlocking auxiliary approach,³⁰ macrocycles **1** would represent a complementary approach if they were suitable for the synthesis of a range of targets. Thus, we briefly investigated how substrate structure affected the diastereoselectivity of the reactions mediated by macrocycles (*S*)-**1b** and (*S*)-**1e** (Figure 3).

Starting from macrocycle (*S*)-**1b**, rotaxanes **5** and **6**, which are derived from alkyne precursors less sterically bulky than alkyne **2**, and rotaxane **7**, derived from a less sterically bulky aryl azide than **3**, were produced in reasonable stereochemical purity (76%, 45%, and 92% de, respectively, as judged by ¹H NMR analysis of the crude reaction products). If instead macrocycle (*S*)-**1e** was employed, after reduction of the crude reaction product,⁴¹ rotaxanes **5**, **6**, and **7** were produced in significantly

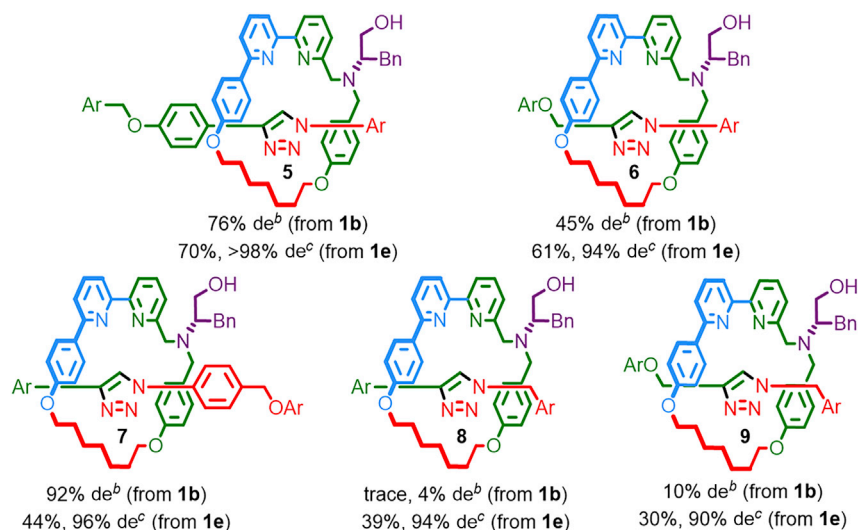


Figure 3. Rotaxanes 6–9 derived from macrocycles 1b and 1e^a

^aThe relative orientation of axle and macrocycle in the major stereoisomer of rotaxanes 5–9 was assumed to be the same as 4b–4e. Rotaxanes 5–9 were produced from (*S*)-1b or (*S*)-1e under the conditions shown in Figure 2A (except 8 and 9, which were synthesized in CHCl₃-EtOH [1:1]) with subsequent reduction of the crude AT-CuAAC reaction product in the case of (*S*)-1e (see supplemental information for further details).

^bDetermined by ¹H NMR analysis of the crude AT-CuAAC reaction product.

^cDetermined by ¹H NMR analysis of the crude reaction product after reduction. Ar = 3,5-di-^tBu-C₆H₃.

enhanced diastereomeric purity (>98%, 94%, and 96% de, respectively) and reasonable isolated yield. Both macrocycles produced the same major stereoisomer of the product. On the basis of this and the similarity between the observed stereoselectivity with (*S*)-1e in the synthesis of rotaxane 4e, we tentatively assign the major stereoisomers produced to have the same relative orientation of axle and macrocycle, as shown.

Initial attempts to use a benzylic azide substrate under the same conditions failed; only trace amounts of rotaxane 8 could be detected by reaction with (*S*)-1b or (*S*)-1e. When the reaction solvent was replaced with CHCl₃-EtOH (1:1), which has previously been employed in AT-CuAAC synthesis of catenanes,⁴⁴ rotaxane 8 was produced from (*S*)-1e in high selectivity (94% de) and moderate isolated yield (39%). The same reaction with macrocycle (*S*)-1b still resulted in low conversion and stereoselectivity (<5% and ~4% de). Finally, rotaxane 9, which is produced by reacting propargylic and benzyl azide half axles, was produced in low yield (30%) after a difficult purification but with excellent stereoselectivity (90% de), whereas macrocycle (*S*)-1b resulted in much lower stereoselectivity (10% de). Based on these preliminary results, the stereoselectivities of reactions involving macrocycle (*S*)-1e are remarkably unaffected by the steric demand of the alkyne and azide substrates, particularly when compared with our previously reported auxiliary methods.

Auxiliary removal from rotaxane 4e

Having shown that macrocycles 1 can be used to stereoselectively form [2]rotaxanes, and in particular that macrocycle (*S*)-1e has broad scope in terms of the steric demand of the alkyne and azide components, we turned to demonstrating the removal of the covalent stereogenic unit (Figure 4). Pleasingly, reduction of (*S,S*_{mp})-4e

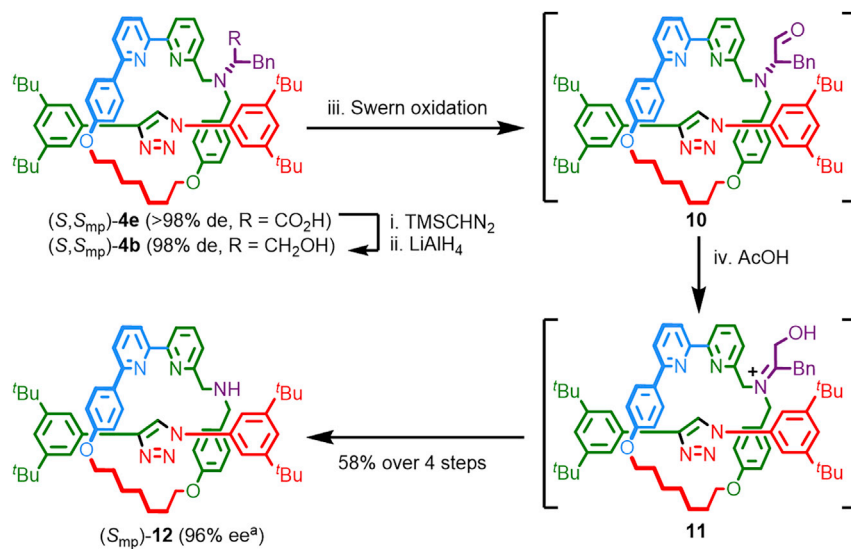


Figure 4. Removal of the covalent chiral auxiliary from rotaxane 4b derived macrocycles 1b and 1e

Reagents and conditions: (i) TMSCHN₂, THF-MeOH (1:1), RT, 18 h. (ii) LiAlH₄, THF, 0°C to RT, 4 h. (iii) (COCl)₂, DMSO, NEt₃, CH₂Cl₂, -78°C to RT. (iv) AcOH, CHCl₃, RT, 18 h.

^aDetermined by CSP-HPLC analysis.

(>98% de) to (S,S_{mp}) -**4b** (98% de)⁴¹ over two steps, followed by oxidation under Swern conditions, gave corresponding α -amino aldehyde **10**, which was not isolated but instead subjected to acidic conditions to give rotaxane (S_{mp}) -**12**, presumably via tautomerization to corresponding iminium **11** and subsequent hydrolysis.³¹ CSP-HPLC analysis of the product of this sequence confirmed that the diastereopurity of (S,S_{mp}) -**4e** was cleanly converted to enantiopurity of the final products, allowing for the enantiopurity of macrocycle (S) -**1e** (98% ee⁴¹); rotaxane (S_{mp}) -**5** was formed in 96% ee from (S,S_{mp}) -**4e** (>98% de).

Synthesis of a mechanically planar chiral catenane

Having demonstrated the application of macrocycles (S) -**1** in the synthesis of rotaxanes, we turned to their application in the synthesis of a mechanically planar chiral catenane (Figure 5A). Reaction of alkyne/azide pre-macrocycle **13** mediated by macrocycle (S) -**1b** under AT-CuAAC catenane-forming conditions⁴⁴ gave catenane **14** in moderate stereoselectivity (30% de). When macrocycle (S) -**1e** was used with subsequent esterification, corresponding catenane **15** was obtained as a single diastereomer (>98%³⁹ de), as judged by ¹H NMR analysis of the crude reaction product and purified material. Pleasingly, a sample of *rac*-**15** (>99% de), obtained by performing the same synthesis with *rac*-**1e**, produced crystals suitable for SCXRD analysis. The solid-state structure obtained (Figure 5B) contained the *rac*- (S,S_{mp}) diastereomer of catenane, allowing us to assign the product of the reaction with (S) -**1e** as (S,S_{mp}) -**15**. Reduction of a sample of (S,S_{mp}) -**15** gave (S,R_{mp}) -**14** (note the formal inversion of stereolabel; see supplemental information section S9 for a detailed discussion) in 94% de,⁴¹ which was isolated as a single diastereomer (>98%³⁹ de), as judged by ¹H NMR. Comparison of this material with that produced from (S) -**1b** allowed us to assign the major stereoisomer from the latter as (S,R_{mp}) -**14**. Thus, once again, macrocycles **1b** and **1e** are shown to form the mechanical bond with the same relative orientation of azide and alkyne components as for rotaxanes **4b**–**4e**.

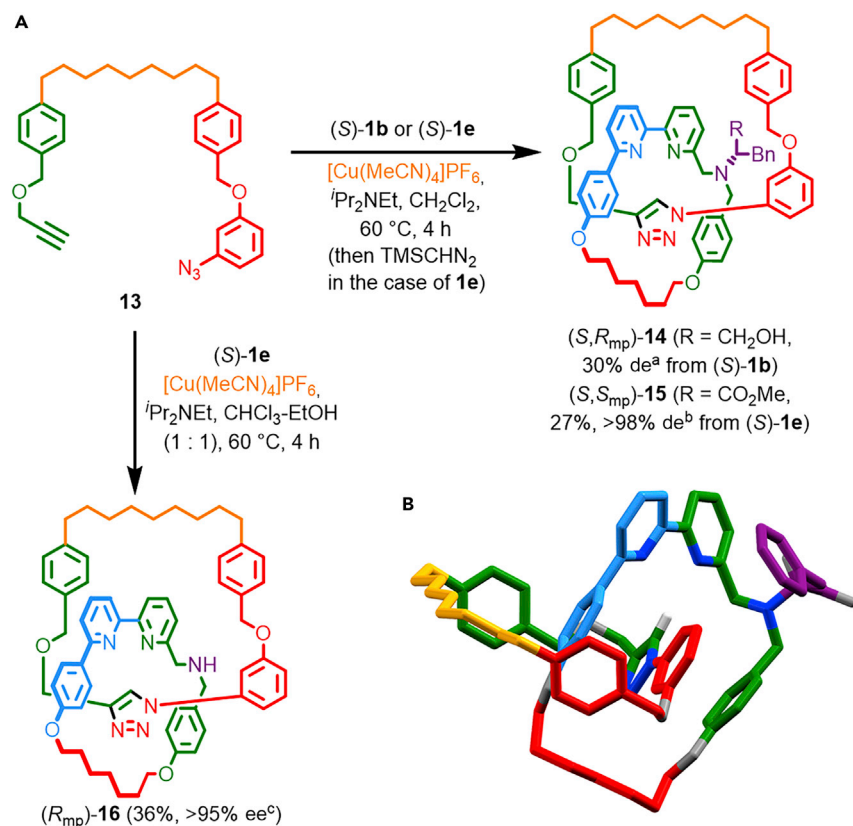


Figure 5. The application of macrocycles 1b and 1e in the synthesis of mechanically planar chiral catenanes

(A) Stereoselective synthesis of catenanes 14–16.

(B) Solid-state obtained from catenane 15 synthesized from *rac*-1e (colors as in A, with the exception of O [gray], N [dark blue], and H [white]; majority of H omitted for clarity).

Reagents and conditions: (S)-1 (1 equiv), 13 (1.1 equiv), [Cu(MeCN)₄]PF₆ (1 equiv), ⁱPr₂NEt (4 equiv), CH₂Cl₂ (14 and 15), or CHCl₃-EtOH (1:1), 16, 60 °C, 4 h (then TMSCHN₂, THF-MeOH (1:1), RT, 18 h for 1e).

^aDetermined by ¹H NMR analysis of the crude reaction product.

^bThe minor diastereomer could not be detected by ¹H NMR analysis of either the crude or purified products.

^cDetermined by CSP-HPLC analysis.

We initially intended to remove the chiral auxiliary from catenane 15 by using the same sequence as for rotaxane 4e. However, fortuitously, we first attempted the same reaction with macrocycle (S)-1e by using a CHCl₃-EtOH solvent mix (1:1). Remarkably, we found that under these conditions, not only does mechanical bond formation proceed efficiently, but the auxiliary is also removed from the product to directly give catenane (R_{mp})-16 in high stereoselectivity (>95% ee).⁴⁵ Although extremely convenient, the process by which the auxiliary cleaves under these conditions is unclear. Attempts to apply this method in the case of macrocycle 1e alone or rotaxane 4e gave a complex mixture of products in which the desired cleavage product is a minor component (see [supplemental information section S8](#) for a more detailed discussion). Nonetheless, these results demonstrate that macrocycle 1e can be used for the stereoselective synthesis of mechanically planar chiral catenanes. The auxiliary can then be removed either in a stepwise manner, as with rotaxane 4e, or in a single step under some circumstances, as here.

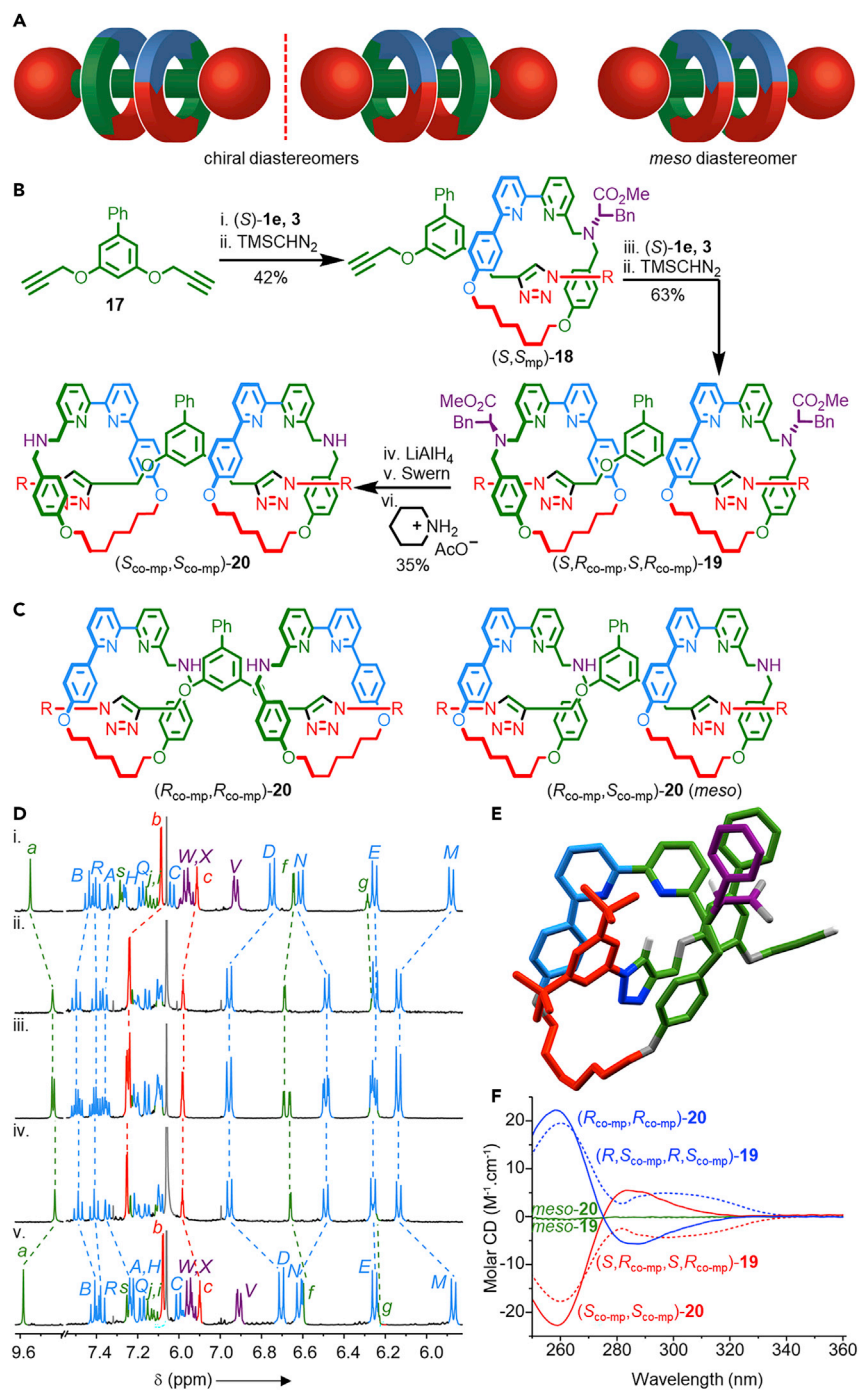


Figure 6. The structure, synthesis and analysis of co-conformationally mechanically planar chiral rotaxanes

(A) Cartoon representations of co-conformationally mechanically planar chiral [3]rotaxane diastereomers.

(B) Synthesis of (S-co-mp,S-co-mp)-20 by iterative AT-CuAAC coupling of bis-alkyne 17 with macrocycle (S)-1e and subsequent cleavage of the auxiliary.

(C) [3]Rotaxane diastereomers (R-co-mp,R-co-mp)-20 and (R-co-mp,S-co-mp)-20 (meso) derived by iterative coupling with (R)-1e twice and with (S)-1e and then (R)-1e, respectively.

(D) Partial ¹H NMR spectra (CDCl₃, 400 MHz, 298 K) of (Di) meso-19, (Dii) meso-20, (Diii) 1:1 mixture of rac-(R-co-mp,R-co-mp)-20 and meso-20, (Div) (S-co-mp,S-co-mp)-20, and (Dv) (S,R-co-mp,S,R-co-mp)-19 (colors as in B except macrocycle in blue and auxiliary in purple).

Figure 6. Continued

(E) Solid-state structure of the carboxylic acid derivative of (*S,S_{mp}*)-**18** (majority of H omitted for clarity, colors as in B except N [dark blue], O [dark gray], and H [white]).

(F) CD spectra of rotaxanes **19** and **20**.

Reagents and conditions: (i) (*S*)-**1e** (1 equiv), **17** (1 equiv), **3** (1 equiv), [Cu(MeCN)₄]PF₆ (1 equiv), ⁱPr₂EtN (1 equiv), CHCl₃-EtOH (1:1), RT, 1 h. (ii) TMSCHN₂, THF-MeOH (1:1), RT, 18 h. (iii) (*S*)-**1e** (1 equiv), **3** (1 equiv), [Cu(MeCN)₄]PF₆ (2 equiv), ⁱPr₂EtN (1 equiv), CHCl₃-EtOH (1:1), RT, 1 h. (iv) LiAlH₄, THF, 0°C to RT, 4 h. (v) (COCl)₂, DMSO, NEt₃, CH₂Cl₂, -78°C to RT. (vi) piperidinium acetate, THF-H₂O (9:1), 70°C, 5 days.

Application of macrocycle **1e to the synthesis of co-conformationally mechanically planar chiral [3]rotaxanes**

In addition to being able to use macrocycle **1e** to synthesize both mechanically planar chiral rotaxanes and catenanes in high enantiopurity, a particular advantage of placing the chiral auxiliary on the bipyridine macrocycle, rather than in alkyne or azide component, is that it is now possible to target more complicated chiral interlocked structures in a concise manner. In 1999, Vögtle and co-workers reported co-conformationally mechanically planar chiral [3]rotaxanes in which the axle component is bilaterally symmetric.⁴⁶ Such molecules can be formed as either a pair of C₂-symmetric enantiomers or as an achiral *meso* C_{2v} diastereomer, depending on the relative orientation of the two rings (Figure 6A). Although Vögtle and co-workers were able to use CSP-HPLC to partially separate the mixture of stereoisomers produced in an unselective manner, to the best of our knowledge, this is the only reported example in which the mechanical bond provides the sole stereogenic unit.⁴⁷

To address this unsolved challenge, we synthesized [3]rotaxanes **19** in a stepwise manner from bis-alkyne **17** via [2]rotaxane **18**, using two sequential AT-CuAAC reactions. We envisaged we should obtain a chiral diastereomer by using the same stereoisomer of macrocycle **1e** in both steps (i.e., (*S*)-**1e** [Figure 6B] or (*R*)-**1e** [not shown]) or the *meso* product if the first coupling was carried out with (*S*)-**1e** and the second with (*R*)-**1e** (not shown). In keeping with the results above, the stereoselectivity in the first AT-CuAAC step to give [2]rotaxanes **18** was high (93:7 dr), which was further improved after purification (96:4 dr). SCXRD analysis of the carboxylic acid derivative of rotaxane **18** produced directly from (*S*)-**1e** (Figure 6E) allowed us to assign the absolute stereochemistry of the product as (*S,S_{mp}*)-**18**.

After the second coupling step, [3]rotaxanes **19** were isolated in high diastereopurity (≥94% de for the chiral and *meso* diastereomers),⁴⁸ as judged by ¹H NMR analysis. Circular dichroism (CD) analysis of the product of coupling (*S,S_{mp}*)-**18** with macrocycle (*S*)-**1e** (Figure 6F) revealed a strong Cotton effect, consistent with the chiral nature of the expected product diastereomer. The same product derived from coupling (*R*)-**1e** in both steps produced a mirror image CD response, consistent with its expected enantiomeric nature. If instead (*S,S_{mp}*)-**18** was coupled with (*R*)-**1e**, the product did not exhibit a significant CD response.⁴⁹ Combined with the absolute stereochemistry determined by SCXRD of (*S,S_{mp}*)-**18**, this allowed us to assign the three products obtained as chiral diastereomers (*S,R_{co-mp}*,*S,R_{co-mp}*)-**19** (Figure 6B) and (*R,S_{co-mp}*,*R,S_{co-mp}*)-**19** (not shown) and *meso* diastereomer (*R,S_{co-mp}*,*S,R_{co-mp}*)-**19** (not shown). In keeping with this assignment, the ¹H NMR spectrum of proposed *meso* diastereomer (*R,S_{co-mp}*,*S,R_{co-mp}*)-**19** (Figure 6Di) is distinct from that of the chiral diastereomers (e.g., (*S,R_{co-mp}*,*S,R_{co-mp}*)-**19**; Figure 6Dv).

Attempts to remove the auxiliary units from rotaxane (*S,R_{co-mp}*,*S,R_{co-mp}*)-**19** by using the sequence described above for rotaxane **4b** (reduction, Swern oxidation, then AcOH) led to a complex mixture of products that included the corresponding non-interlocked bipyridine macrocycle, suggesting that the axle component is not stable to the reaction

conditions. When the acetic acid salt of piperidine was used in place of AcOH to catalyze the cleavage of the auxiliary unit (Figure 6B), the reaction mixture slowly evolved to produce rotaxanes **20**, presumably via hydrolysis of a piperidine enamine, without significant decomposition. Using this sequence, we isolated ($S_{\text{co-mp}}, S_{\text{co-mp}}$)-**20** (Figure 6B), ($R_{\text{co-mp}}, R_{\text{co-mp}}$)-**20**, and ($R_{\text{co-mp}}, S_{\text{co-mp}}$)-**20** (*meso*) (Figure 6C) in excellent stereopurity (96%, 94%, and 90% de, respectively) and reasonable yield.

Analysis of the different stereoisomers of rotaxanes **20** by ^1H NMR (Figure 6D) and CD (Figure 5F) revealed the expected features. The structures assigned as enantiomers ($R_{\text{co-mp}}, R_{\text{co-mp}}$)-**20** and ($S_{\text{co-mp}}, S_{\text{co-mp}}$)-**20** produced the same ^1H NMR spectra (e.g., Figure 6Div) and mirror image CD spectra, whereas the sample assigned as *meso* diastereomer ($R_{\text{co-mp}}, S_{\text{co-mp}}$)-**20** was distinct by ^1H NMR (Figure 6Dii) and produced no significant CD signal.⁴⁹ A mixture of rotaxane **20** stereoisomers produced by direct reaction of bis-alkyne **17** with 1 equiv of azide **3** and the analogous amine macrocycle lacking the chiral auxiliary containing both diastereomers in a 1:1 ratio, as judged by ^1H NMR (Figure 6Diii), produced no CD signal and contained three species with different retention times by CSP-HPLC in an $\sim 1:1:2$ ratio, consistent with a statistical mixture of ($R_{\text{co-mp}}, R_{\text{co-mp}}$)-**20**, ($S_{\text{co-mp}}, S_{\text{co-mp}}$)-**20**, and ($R_{\text{co-mp}}, S_{\text{co-mp}}$)-**20**. HPLC analysis of the stereo-enriched samples of rotaxanes **20** revealed peaks with the expected retention times, albeit their absolute stereopurity could not be determined by CSP-HPLC due to the broad peaks obtained and the overlap of the peaks associated with ($S_{\text{co-mp}}, S_{\text{co-mp}}$)-**20** and ($R_{\text{co-mp}}, S_{\text{co-mp}}$)-**20**. However, the high diastereopurity of the products at all steps of the synthesis, combined with the strong CD response of the chiral diastereomers and the qualitative appearance of the CSP-HPLC chromatogram, confirms they are highly stereo-enriched.

Conclusions

In conclusion, we have demonstrated that by placing a simple and readily removed amino acid-derived chiral auxiliary on a bipyridine macrocycle, we can prepare mechanically planar chiral rotaxanes and catenanes in which the mechanical bond provides the sole stereogenic unit in excellent enantiopurity. Importantly, our results suggest that macrocycle **1e** can produce interlocked products in excellent stereoselectivity even when the steric demand of the alkyne and azide substrates is reduced. The same relative disposition of alkyne and azide components was observed in the three examples that were characterized by SCXRD, which suggests that **1e** has a reliable preference in terms of the major stereoisomer produced. We demonstrated the flexibility of this approach through the stereoselective synthesis of all three stereoisomers of a co-conformationally mechanically planar chiral [3]rotaxane, the first time to the best of our knowledge that this has been achieved. However, improvements remain to be made. First, the structural origin of the high stereoselectivity is unclear, although it is striking that the most effective macrocycles, **1b** and **1e**, both present an acidic oxygen functional group, suggesting that H bonding or metal coordination may be important.⁵⁰ Second, although it is possible to remove the auxiliary unit, the sequence (esterification, reduction, oxidation, tautomerization, and hydrolysis) is somewhat cumbersome. We are now working to address this. These issues notwithstanding, our results suggest that it will be possible to design chiral macrocycles for use in the active template approach^{23,24}—and perhaps also passive template methodologies⁵¹—that allows for large families of mechanically chiral molecules to be prepared readily from simple, achiral building blocks. We anticipate that this will dramatically accelerate the investigation of mechanically chiral molecules in a range of applications at a time when their potential in catalysis⁴³ and sensing¹² and as chiroptical switches,^{52–54} together with their chiroptical properties^{55–57} and unusual stereochemistry,⁵⁸ is increasing.

EXPERIMENTAL PROCEDURES

Resource availability

Lead contact

Further information and requests for resources and reagents should be directed to and will be fulfilled by the lead contact, Professor Stephen M. Goldup (s.m.goldup@bham.ac.uk).

Materials availability

Full procedures for the synthesis of all novel compounds from commercially available materials are reported in the [supplemental information](#). Requests for samples of any of the novel molecules reported here will be considered on a case-by-case basis by the [lead contact](#).

Data and code availability

Raw characterization data are available from the University of Southampton data repository (<https://doi.org/10.5258/SOTON/D2493>). The accession numbers for the solid-state structure of rotaxanes **4a**, **4b**, and **S20**; catenane *rac-15*; and macrocycle *rac-1e* are CCDC: 2207367, 2207368, 2207370, 2207369, and 2207366, respectively. Any additional information required for reanalyzing the data reported in this paper is available from the [lead contact](#) upon request.

SUPPLEMENTAL INFORMATION

Supplemental information can be found online at <https://doi.org/10.1016/j.chempr.2023.01.009>.

ACKNOWLEDGMENTS

The authors dedicate this article to Professor Sir Fraser Stoddart on the occasion of his 80th birthday. S.M.G. thanks the European Research Council (Consolidator Grant agreement no. 724987) and the Royal Society for a Research Fellowship (RSWF\FT\180010). A.S. thanks the Council for Higher Education of Israel for a personal fellowship.

AUTHOR CONTRIBUTIONS

S.M.G. conceived the project and secured project funding. S.Z. designed macrocycle **1a** and carried out initial synthetic investigations with rotaxanes **4**, **5–7**, and **12** and catenanes **14–16** and obtained single crystals of **4b** for SCXRD analysis. A.R.-R. completed these investigations, synthesized rotaxanes **8** and **9**, and obtained single crystals of **4a** and **15** for SCXRD analysis. A.R.-R. and A.S. synthesized rotaxanes **20**. A.S. obtained single crystals of **18** for SCXRD analysis. A.R.-R. led the preparation of the [supplemental information](#) and contributed to the stereochemical analysis of all products. G.J.T. collected and analyzed all SCXRD data reported. S.M.G. wrote the manuscript with input from all authors. All authors contributed to the reviewing and editing of the manuscript.

DECLARATION OF INTERESTS

The authors declare no competing interests.

Received: September 13, 2022

Revised: October 14, 2022

Accepted: January 16, 2023

Published: February 13, 2023

REFERENCES

- Jamieson, E.M.G., Modicom, F., and Goldup, S.M. (2018). Chirality in rotaxanes and catenanes. *Chem. Soc. Rev.* 47, 5266–5311. <https://doi.org/10.1039/c8cs00097b>.
- Evans, N.H. (2018). Chiral catenanes and rotaxanes: fundamentals and emerging applications. *Chemistry* 24, 3101–3112. <https://doi.org/10.1002/chem.201704149>.
- Pairault, N., and Niemeyer, J. (2018). Chiral mechanically interlocked molecules - applications of rotaxanes, catenanes and molecular knots in stereoselective chemosensing and catalysis. *Synlett* 29, 689–698. <https://doi.org/10.1055/s-0036-1591934>.
- Nakazono, K., and Takata, T. (2020). Mechanical chirality of rotaxanes: synthesis and function. *Symmetry* 12, 144. <https://doi.org/10.3390/sym12010144>.
- Kaida, Y., Okamoto, Y., Chambron, J.C., Mitchell, D.K., and Sauvage, J.P. (1993). The separation of optically-active copper (I) catenates. *Tetrahedron Lett.* 34, 1019–1022. [https://doi.org/10.1016/S0040-4039\(00\)77481-8](https://doi.org/10.1016/S0040-4039(00)77481-8).
- Yamamoto, C., Okamoto, Y., Schmidt, T., Jäger, R., and Vögtle, F. (1997). Enantiomeric resolution of cycloenantiomeric rotaxane, topologically chiral catenane, and pretzel-shaped molecules: observation of pronounced circular dichroism. *J. Am. Chem. Soc.* 119, 10547–10548. <https://doi.org/10.1021/ja971764q>.
- Chambron, J.C., Dietrich-Buchecker, C., Rapenne, G., and Sauvage, J.P. (1998). Resolution of topologically chiral molecular objects. *Chirality* 10, 125–133. [https://doi.org/10.1002/\(SICI\)1520-636X\(1998\)10:1/2<125::AID-CHIR20>3.0.CO;2-L](https://doi.org/10.1002/(SICI)1520-636X(1998)10:1/2<125::AID-CHIR20>3.0.CO;2-L).
- Reuter, C., Mohry, A., Sobanski, A., and Vogtle, F. (2000). [1]rotaxanes and pretzelanes: synthesis, chirality, and absolute configuration. *Chemistry* 6, 1674–1682. [https://doi.org/10.1002/\(sici\)1521-3765\(20000502\)6:9<1674::aid-chem1674>3.3.co;2-9](https://doi.org/10.1002/(sici)1521-3765(20000502)6:9<1674::aid-chem1674>3.3.co;2-9).
- Radha Kishan, M., Parham, A., Schelhase, F., Yoneva, A., Silva, G., Chen, X., Okamoto, Y., and Vögtle, F. (2006). Bridging rotaxanes' wheels–cyclochiral bonnanes. *Angew. Chem. Int. Ed. Engl.* 45, 7296–7299. <https://doi.org/10.1002/anie.200602002>.
- Ishiwari, F., Nakazono, K., Koyama, Y., and Takata, T. (2017). Induction of single-handed helicity of polyacetylenes using mechanically chiral rotaxanes as chiral sources. *Angew. Chem. Int. Ed. Engl.* 56, 14858–14862. <https://doi.org/10.1002/anie.201707926>.
- Gaedke, M., Witte, F., Anhäuser, J., Hupatz, H., Schröder, H.V., Valkonen, A., Rissanen, K., Lützen, A., Paulus, B., and Schalley, C.A. (2019). Chiroptical inversion of a planar chiral redox-switchable rotaxane. *Chem. Sci.* 10, 10003–10009. <https://doi.org/10.1039/c9sc03694f>.
- Hirose, K., Ukimi, M., Ueda, S., Onoda, C., Kano, R., Tsuda, K., Hinohara, Y., and Tobe, Y. (2018). The asymmetry is derived from mechanical interlocking of achiral axle and achiral ring components -Syntheses and properties of optically pure [2]rotaxanes. *Symmetry* 10, 20. <https://doi.org/10.3390/sym10010020>.
- We note that co-conformationally covalently chiral rotaxanes, another class of chiral interlocked molecule, have been produced using chiral pool strategies without the need for CSP-HPLC. See Alvarez-Pérez,¹⁴ Carlone et al.,¹⁵ and Cakmak et al.¹⁶
- Alvarez-Pérez, M., Goldup, S.M., Leigh, D.A., and Slawin, A.M. (2008). A chemically-driven molecular information ratchet. *J. Am. Chem. Soc.* 130, 1836–1838. <https://doi.org/10.1021/ja7102394>.
- Carlone, A., Goldup, S.M., Lebrasseur, N., Leigh, D.A., and Wilson, A. (2012). A three-compartment chemically-driven molecular information ratchet. *J. Am. Chem. Soc.* 134, 8321–8323. <https://doi.org/10.1021/ja302711z>.
- Cakmak, Y., Erbas-Cakmak, S., and Leigh, D.A. (2016). Asymmetric catalysis with a mechanically point-chiral rotaxane. *J. Am. Chem. Soc.* 138, 1749–1751. <https://doi.org/10.1021/jacs.6b00303>.
- Maynard, J.R.J., and Goldup, S.M. (2020). Strategies for the synthesis of enantiopure mechanically chiral molecules. *Chem* 6, 1914–1932. <https://doi.org/10.1016/j.chempr.2020.07.012>.
- Makita, Y., Kihara, N., Nakakoji, N., Takata, T., Inagaki, S., Yamamoto, C., and Okamoto, Y. (2007). Catalytic asymmetric synthesis and optical resolution of planar chiral rotaxane. *Chem. Lett.* 36, 162–163. <https://doi.org/10.1246/cl.2007.162>.
- Tian, C., Fielden, S.D.P., Pérez-Saavedra, B., Vitorica-Yrezabal, I.J., and Leigh, D.A. (2020). Single-step enantioselective synthesis of mechanically planar chiral [2]rotaxanes using a chiral leaving group strategy. *J. Am. Chem. Soc.* 142, 9803–9808. <https://doi.org/10.1021/jacs.0c03447>.
- Imayoshi, A., Lakshmi, B.V., Ueda, Y., Yoshimura, T., Matayoshi, A., Furuta, T., and Kawabata, T. (2021). Enantioselective preparation of mechanically planar chiral rotaxanes by kinetic resolution strategy. *Nat. Commun.* 12, 404. <https://doi.org/10.1038/s41467-020-20372-0>.
- Li, M., Chia, X.L., Tian, C., and Zhu, Y. (2022). Mechanically planar chiral rotaxanes through catalytic desymmetrization. *Chem* 8, 2843–2855. <https://doi.org/10.1016/j.chempr.2022.08.009>.
- Bordoli, R.J., and Goldup, S.M. (2014). An efficient approach to mechanically planar chiral rotaxanes. *J. Am. Chem. Soc.* 136, 4817–4820. <https://doi.org/10.1021/ja412715m>.
- Crowley, J.D., Goldup, S.M., Lee, A.L., Leigh, D.A., and McBurney, R.T. (2009). Active metal template synthesis of rotaxanes, catenanes and molecular shuttles. *Chem. Soc. Rev.* 38, 1530–1541. <https://doi.org/10.1039/b804243h>.
- Denis, M., and Goldup, S.M. (2017). The active template approach to interlocked molecules. *Nat. Rev. Chem.* 1, 61. <https://doi.org/10.1038/s41570-017-0061>.
- Aucagne, V., Hänni, K.D., Leigh, D.A., Lusby, P.J., and Walker, D.B. (2006). Catalytic "click" rotaxanes: a substoichiometric metal-template pathway to mechanically interlocked architectures. *J. Am. Chem. Soc.* 128, 2186–2187. <https://doi.org/10.1021/ja056903f>.
- Aucagne, V., Berna, J., Crowley, J.D., Goldup, S.M., Hänni, K.D., Leigh, D.A., Lusby, P.J., Ronaldson, V.E., Slawin, A.M., Viterisi, A., and Walker, D.B. (2007). Catalytic "active-metal" template synthesis of [2]rotaxanes, [3] rotaxanes, and molecular shuttles, and some observations on the mechanism of the Cu(I)-catalyzed azide-alkyne 1,3-cycloaddition. *J. Am. Chem. Soc.* 129, 11950–11963. <https://doi.org/10.1021/ja073513f>.
- Lahlali, H., Jobe, K., Watkinson, M., and Goldup, S.M. (2011). Macrocyclic size matters: "small" functionalized rotaxanes in excellent yield using the CuAAC active template approach. *Angew. Chem. Int. Ed. Engl.* 50, 4151–4155. <https://doi.org/10.1002/anie.201100415>.
- Jinks, M.A., de Juan, A., Denis, M., Fletcher, C.J., Galli, M., Jamieson, E.M.G., Modicom, F., Zhang, Z., and Goldup, S.M. (2018). Stereoselective synthesis of mechanically planar chiral rotaxanes. *Angew. Chem. Int. Ed. Engl.* 57, 14806–14810. <https://doi.org/10.1002/anie.201808990>.
- Lewis, J.E.M., Bordoli, R.J., Denis, M., Fletcher, C.J., Galli, M., Neal, E.A., Rochette, E.M., and Goldup, S.M. (2016). High yielding synthesis of 2,2'-bipyridine macrocycles, versatile intermediates in the synthesis of rotaxanes. *Chem. Sci.* 7, 3154–3161. <https://doi.org/10.1039/C6SC00011H>.
- de Juan, A., Lozano, D., Heard, A.W., Jinks, M.A., Suarez, J.M., Tizzard, G.J., and Goldup, S.M. (2022). A chiral interlocking auxiliary strategy for the synthesis of mechanically planar chiral rotaxanes. *Nat. Chem.* 14, 179–187. <https://doi.org/10.1038/s41557-021-00825-9>.
- Denis, M., Lewis, J.E.M., Modicom, F., and Goldup, S.M. (2019). An auxiliary approach for the stereoselective synthesis of topologically chiral catenanes. *Chem* 5, 1512–1520. <https://doi.org/10.1016/j.chempr.2019.03.008>.
- Rodríguez-Rubio, A., Savoini, A., Modicom, F., Butler, P., and Goldup, S.M. (2022). A co-conformationally "topologically" chiral catenane. *J. Am. Chem. Soc.* 144, 11927–11932. <https://doi.org/10.1021/jacs.2c02029>.
- Maynard, J.R.J., Gallagher, P., Lozano, D., Butler, P., and Goldup, S.M. (2022). Mechanically axially chiral catenanes and noncanonical mechanically axially chiral rotaxanes. *Nat. Chem.* 14, 1038–1044. <https://doi.org/10.1038/s41557-022-00973-6>.
- Walba, D.M. (1985). Topological stereochemistry. *Tetrahedron* 41, 3161–3212. [https://doi.org/10.1016/S0040-4020\(01\)96671-2](https://doi.org/10.1016/S0040-4020(01)96671-2).
- Pairault, N., Rizzi, F., Lozano, D., Tizzard, G.J., Jamieson, E.M.G., and Goldup, S.M. (2023). A catenane whose stereochemistry is Euclidean but equivalent to that of reported topologically

- chiral catenanes. Preprint at ChemRxiv. <https://doi.org/10.26434/chemrxiv-2022-bj96q-v2>.
36. Winn, J., Pinczewska, A., and Goldup, S.M. (2013). Synthesis of a rotaxane Cu(I) triazolide under aqueous conditions. *J. Am. Chem. Soc.* **135**, 13318–13321. <https://doi.org/10.1021/ja407446c>.
37. Neal, E.A., and Goldup, S.M. (2015). Competitive formation of homocircuit [3] rotaxanes in synthetically useful yields in the bipyridine-mediated active template CuAAC reaction. *Chem. Sci.* **6**, 2398–2404. <https://doi.org/10.1039/c4sc03999h>.
38. Neal, E.A., and Goldup, S.M. (2016). A kinetic self-sorting approach to Heterocircuit [3] rotaxanes. *Angew. Chem. Int. Ed. Engl.* **55**, 12488–12493. <https://doi.org/10.1002/anie.201606640>.
39. Diastereoselectivity was assessed using the relative integration of pairs of equivalent protons (typically the triazole protons) of the major and minor diastereomers.^{22,28,30–33,35} The GSD peak integration function of MestReNova (11.0.4, Mestrelab Research S.L.) was used throughout rather than a simple sum integration as this allowed a consistent approach even when the peaks of interest were close in chemical shift. Where possible, more than one pair of peaks was used and the average value obtained reported. All values are reported as-measured, except where signals corresponding to the minor diastereomer could not be observed, for which the *dr* is assigned as >99:<1 as signals corresponding to ~1% of the major diastereomer were routinely detectable. We note that the precise *de* value obtained with a given macrocycle/axle combination is less important than whether the reaction is highly selective or not given that the molecules presented are not functional targets in their own right. The approach taken here clearly establishes this key information in a systematic manner. See the [general experimental information](#) section of the [supplemental information](#) for a more detailed discussion.
40. The minor enantiomer was not detected (Figure S29).
41. Phenylalanine ester derivatives can suffer from epimerisation. Although we did not observe this in the synthesis of macrocycle 1a, after hydrolysis and re-esterification⁴² the stereopurity was slightly degraded (>99% ee to 98% ee). Thus, in cases where the interlocked product was esterified prior to stereochemical analysis (necessary as the carboxylic acid derivatives often exhibit broad ¹H NMR spectra) the value obtained represents a lower limit. Note that we are assuming that one diastereomer is not strongly thermodynamically preferred.
42. Macrocycle (S)-1e was synthesized by hydrolysis of (S)-1a. Unfortunately, we were unable to achieve separation of 1e by analytical CSP-HPLC, and so to determine its stereopurity, we converted it back to 1a. The ee determined is thus a lower limit⁴¹ on the actual enantiopurity of 1e.
43. Heard, A.W., and Goldup, S.M. (2020). Synthesis of a mechanically planar chiral rotaxane ligand for enantioselective catalysis. *Chem* **6**, 994–1006. <https://doi.org/10.1016/j.chempr.2020.02.006>.
44. Lewis, J.E.M., Modicom, F., and Goldup, S.M. (2018). Efficient multicomponent active template synthesis of catenanes. *J. Am. Chem. Soc.* **140**, 4787–4791. <https://doi.org/10.1021/jacs.8b01602>.
45. The peak corresponding to the minor enantiomer (identified by analysis of rac-16) could not be detected by CSP-HPLC analysis in samples of (R_{mp})-16. However, both enantiomers produced broad peaks and so we report a relatively conservative stereopurity.
46. Schmieder, R., Hübner, G., Seel, C., and Vögtle, F. (1999). The first cyclodiastereomeric [3] rotaxane. *Angew. Chem. Int. Ed.* **38**, 3528–3530. [https://doi.org/10.1002/\(SICI\)1521-3773\(19991203\)38:23<3528::AID-ANIE3528>3.0.CO;2-N](https://doi.org/10.1002/(SICI)1521-3773(19991203)38:23<3528::AID-ANIE3528>3.0.CO;2-N).
47. Cyclodextrin-based [3]rotaxanes that contain both covalent and co-conformational mechanical planar chiral stereogenic units have been synthesized selectively: Craig, M.R., Claridge, T.D.W., Anderson, H.L., and Hutchings, M.G. (1999). Synthesis of a cyclodextrin azo dye [3]rotaxane as a single isomer. *Chem. Commun.* **16**, 1537–1538. <https://doi.org/10.1039/a902494h>.
48. (S,R_{co-mp},S,R_{co-mp})-19 was isolated in 98% *de*. Two signals that could correspond to the minor diastereomer of (R,S_{co-mp},R,S_{co-mp})-19 were observed by ¹H NMR analysis, integration of which indicated 94% *de* or 96% *de*, the lower value of which is reported here. Similarly, two signals were observed for the minor diastereomer of (R,S_{co-mp},S,R_{co-mp})-19 and give rise to either 94% or 98% *de*. On this basis, we cannot comment on any matched or mismatched stereoselectivity in the second coupling step.
49. Rotaxanes meso-19 and meso-20 contain small amounts (~2% and 5%, respectively) of a chiral diastereomer, presumably in an imbalanced ratio (i.e., not 0% ee), which accounts for the small CD response observed.
50. Ma, D., and Cai, Q. (2008). Copper/amino acid catalyzed cross-couplings of aryl and vinyl halides with nucleophiles. *Acc. Chem. Res.* **41**, 1450–1460. <https://doi.org/10.1021/ar8000298>.
51. Bruns, C.J., and Stoddart, J.F. (2016). *The Nature of the Mechanical Bond: From Molecules to Machines* (Wiley).
52. Corra, S., de Vet, C., Groppi, J., La Rosa, M., Silvi, S., Baroncini, M., and Credi, A. (2019). Chemical on/off switching of mechanically planar chirality and chiral anion recognition in [2]rotaxane molecular shuttle. *J. Am. Chem. Soc.* **141**, 9129–9133. <https://doi.org/10.1021/jacs.9b00941>.
53. Gaedke, M., Witte, F., Anhäuser, J., Hupatz, H., Schröder, H.V., Valkonen, A., Rissanen, K., Lützen, A., Paulus, B., and Schalley, C.A. (2019). Chiroptical inversion of a planar chiral redox-switchable rotaxane. *Chem. Sci.* **10**, 10003–10009. <https://doi.org/10.1039/c9sc03694f>.
54. Ishiwari, F., and Takata, T. (2022). Rotaxanes with dynamic mechanical chirality: systematic studies on synthesis, enantiomer separation, racemization, and chiral-prochiral interconversion. *Front. Chem.* **10**, 1025977. <https://doi.org/10.3389/fchem.2022.1025977>.
55. Koenis, M.A.J., Chibueze, C.S., Jinks, M.A., Nicu, V.P., Visscher, L., Goldup, S.M., and Buma, W.J. (2020). Vibrational circular dichroism spectroscopy for probing the expression of chirality in mechanically planar chiral rotaxanes. *Chem. Sci.* **11**, 8469–8475. <https://doi.org/10.1039/d0sc02485f>.
56. Tai, T.Y., Liu, Y.H., Lai, C.C., Peng, S.M., and Chiu, S.H. (2019). Absolute configurations of topologically chiral [2]catenanes and the acid/base-flippable directions of their optical rotations. *Org. Lett.* **21**, 5708–5712. <https://doi.org/10.1021/acs.orglett.9b02062>.
57. Wang, Y., Gong, J., Wang, X., Li, W.J., Wang, X.Q., He, X., Wang, W., and Yang, H.B. (2022). Multistate circularly polarized luminescence switching through stimuli-induced co-conformational regulations of pyrene-functionalized topologically chiral [2]catenane. *Angew. Chem. Int. Ed. Engl.* **61**, e202210542. <https://doi.org/10.1002/anie.202210542>.
58. Caprice, K., Pál, D., Besnard, C., Galmés, B., Frontera, A., and Coughon, F.B.L. (2021). Diastereoselective amplification of a mechanically chiral [2]catenane. *J. Am. Chem. Soc.* **143**, 11957–11962. <https://doi.org/10.1021/jacs.1c06557>.