

13

5G for Personalized Health and Ambient Assisted Living

Hermie J. Hermens

University of Twente, Enschede, the Netherlands

Roessingh Research and Development, Enschede, the Netherlands

13.1 Introduction

There is an increasing awareness that healthcare in the western countries cannot be continued in the way it has developed in the past; It is just not sustainable due to the increasing demand for volume of care, limits to the amount of qualified people to work in care and limits to the amount of money we can spend on healthcare. A main trend that is contributing to this need for change is the increased life expectancy of our western society. As the years that are added, come with longer period of time in which we have to cope with chronic conditions, the volume of required health care services is rapidly rising. This increase in volume of care needed cannot be met with a proportional increase in professional personnel and money. There is a strong belief that technology, especially information and communication technology can make a significant contribution to make care more sustainable, by supporting people in their wish for independent living and increase of self management capabilities. Areas that are especially relevant in this context are:

- Unobtrusive monitoring of health related conditions and behavior.
- Home based interventions. Enabling people to do therapy like physical and cognitive training at home, remotely supervised.
- Personalized Health Systems that provide people in real-time personalized advices about their health, based on multimodal sensing.
- Caring homes, supportive environment that intuitively feels the needs of its user and is able to react properly.

These areas are coming up fast due to rapid developments in sensing technology, artificial intelligence and improved communication infrastructures. In this chapter, I would like to describe some recent developments in these areas of health care supporting technology, both from a technical and functional point of view and then, based on the present developments try to imagine how 5G will support and/or accelerate these.

13.2 Technology to Support Personalized Health and Ambient Assisted Living

In this Section, different methods of health monitoring and health assisting systems are discussed. There are diverse projects in all over the world, which they focus on supporting people in need at their home or office without any requirements to visit hospitals or therapists.

13.2.1 Exercising at Home

When patients are able to do their training at home, this would have great benefits for all stakeholders. Patients can do their training where and what time they want, not being obliged to go e.g., three times a week to a physical therapy practice or a rehabilitation centre. If it is partly replacing the intramural therapy sessions, it is also becoming more cost effective and enlarging the capacity of intramural care. If it is used as an extension of intramural rehabilitation, it will help in decreasing the fall back of capacities in the home situation. Figure 13.1 shows variety of activities could be done by remote supervision for patients.

In the EC project Clear, in the period 2011–2013, 1000 patients in 4 European countries were using a system that was able to deliver videos of exercises, an exercise scheme, remote supervision and teleconsultation services. In the extensive health technology assessment it was shown that this remotely supervised treatment was cost effective and efficient when applied as partial replacement of the regular intramural therapy. Moreover, it was shown that the patients, who exercised more, improved more. This underlines that the patient is in the driver seat and is able to take control.

The advantage of this approach is that it is fully web based, making it independent of place and time and relatively low-tech, meaning that you only need a pc or a similar device to get the service working. As such, it is a good first step to introduce this kind of technology in daily healthcare.

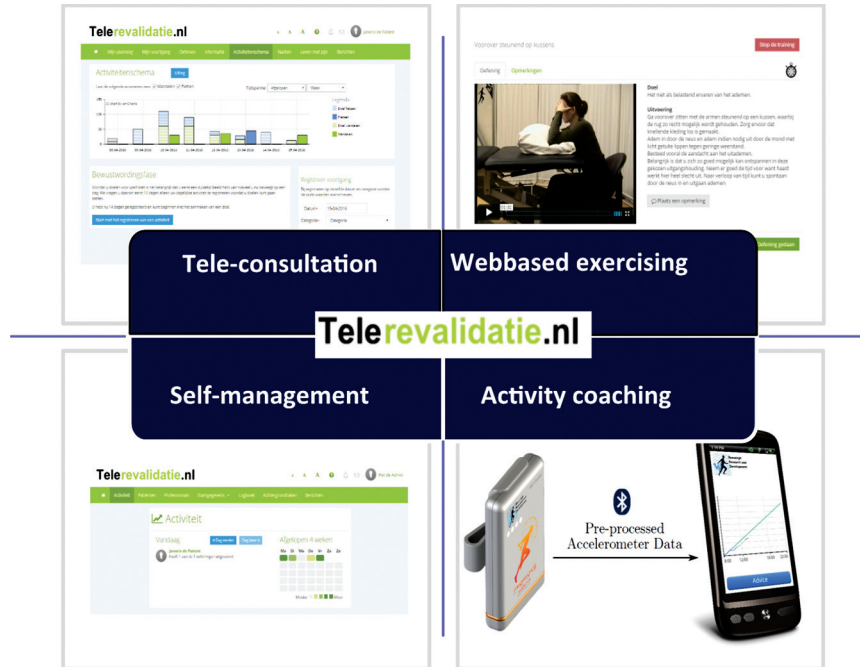


Figure 13.1 Example of a patient platform, supporting web based exercising, video tele-consultation, self management and activity coaching (continuous care and coaching platform, RRD).

A next step in the training at home involves much more complex systems involving games to make the exercises more enjoyable and persuasive, combined with passive or active robotic support systems to correct the movement and/or support the patients in carrying out the desired movement when muscle force is still not sufficient. An example of such a combined system is the Script system, developed in the European Script project; targeting upper extremity training for stroke patients is shown in Figure 13.2. It involves an arm/hand support system that allows personal adjustment of the amount of support, sensors to control the game and a number of games that vary in difficulty and a decision support system that recommends individual game setting and a choice of the games.

With respect to required bandwidth, and technical complexity, systems like Script are much more demanding. Optimally, one would allow experienced clinicians to look at the performance of the patient exercising remotely, but also have real-time control of the robotic device as well as the virtual world where



Figure 13.2 Upper extremity exercise system including robotic support for the hand functioning, gravity compensation and individually tailored video games (Scriptproject.eu).

the patient is experiencing. The evaluation studies of the Script system show that such systems are promising with respect to independent and motivating exercising at home, but still rather fragile.

13.2.2 Movement Analysis and Monitoring

Movement analysis is an important step in the functional diagnosis in rehabilitation. It focuses on quantification of the movement pattern and to investigate the underlying deviations in neuromuscular control and the compensation mechanisms that occur.

Gait analysis has been restricted to laboratories, where gait was quantified using optical, marker based systems. Reflecting markers are placed at specific places on the body and assessed using video cameras placed around the subject that pulse with infrared lights to obtain a three dimensional image. Off-line these images are then combined with a three-dimensional model and force plates to calculate joint forces. In the past years, this is being seen more and

more as a so-called capacity measurement as the laboratory situation is a rather perfect environment with a very clean context, where the patient can be totally focused on the task at hand. A need has arisen to be able to have quantitative movement data from realistic situations, like at home. In the past years this has been enabled by rapid development of inertial sensor technology and processing algorithms to generate the movements from the data. A recent example of progress made in this area concerns the Interaction project is illustrated in Figure 13.3.

Here a complete movement analysis system has been developed with motion sensors embedded in smart textiles, able to monitor the activities of a person in his own environment. It involves different modalities of sensing like inertial sensors to detect posture and movements, surface EMG sensors to measure muscle activation patterns and 3D force measurement under the foot. The system is presently being applied in stroke patients to monitor how they use their movement capacities in daily life, after a period of rehabilitation. The responses from the clinical users are in general very positive, underlining that these kind of unobtrusive monitoring systems have great promise for future integrated care.

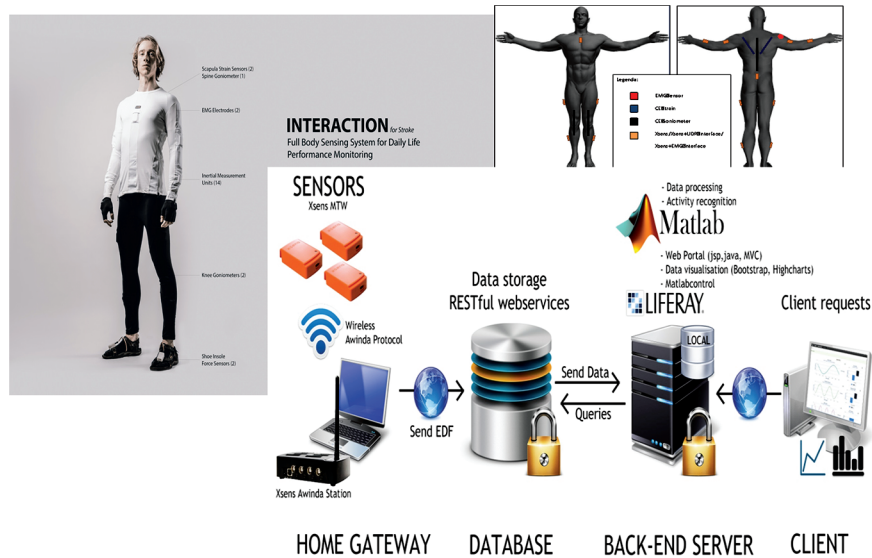


Figure 13.3 The different components of the Interaction monitoring system (<https://www.xsens.com/news/interaction-project/>).

13.2.3 Personal Coaching Systems

The amount of people with chronic conditions is rapidly growing especially because we live substantially longer but this extension of our lives is going hand in hand with a longer life with chronic conditions. Chronic conditions cannot be cured but it has been shown in many studies that quality of life and the occurrence of co-morbidities is strongly related to the extent we behave healthy, in terms of physical activity, healthy food and avoidance of stress. We, human are not good in changing our behavior, proper and intensive coaching is essential. As we do not have the ability to do this with persons, the idea was born to do this with technical systems using on body and context sensing, smart context aware reasoning and user friendly interaction. The concept of such Personal Coaching System (PCS) is shown in Figure 13.4.

Several PCS have been realized in the past years. Figure 13.5 shows some examples of past and ongoing work. Probably the first PCS was a system to treat neck/shoulder pain during activities of daily living. It involved

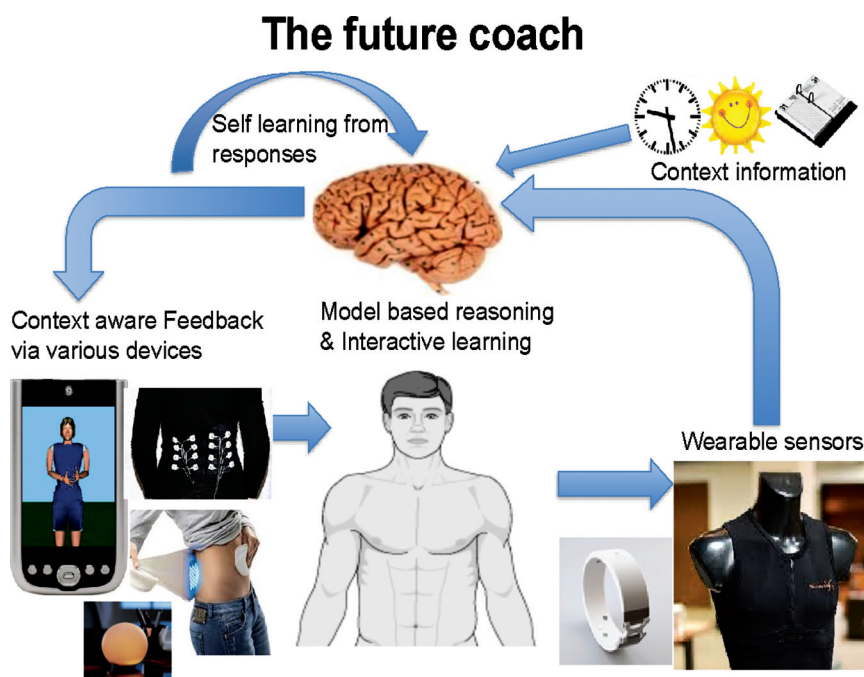


Figure 13.4 Schematic presentation of an artificial Personal coaching system, involving on-body sensing, context aware reasoning and persuasive feedback.

Neck/shoulder pain Coach



Physical activity Coach



Stress management Coach



Figure 13.5 Three examples of Personal coaching systems that use sensor and context information to reason about a health condition to provide personalized and persuasive feedback.

measurement of the muscle activity in the Trapezius muscles, well-known to be sensitive for stress and pain, processing the signal in terms of amount of relaxation and giving personal feedback via vibration to warn the subject when there is not sufficient relaxation. This system was successfully evaluated in a European trial, showing the system can be applied in neck/shoulder pain patients, without affecting their activities of daily living.

A second system is a smart activity coach, developed to coach people with chronic conditions towards a more healthy activity pattern through the day. This often concerns a higher level of activity but also in many cases better balancing the amount of activity over the day, to avoid a too early exhaustion. It measures the amount of activity during the day, using a 3D inertial sensor. This measurement is continuously compared with a desired activity pattern and based on the result it provides encouraging, discouraging or neutral messages. Both the content and timing of the messages are dynamically personalized, using a model which takes into account many activity variables and context information. The system is still under development

but has been successfully applied in over 100 patients with different chronic conditions.

The third example is a stress management system. Stress appears to be a complex, not well-defined phenomenon. People also respond in different ways to stress, which makes that for a PCS a personal set of sensors are required and a personalized model that is able to weight the different inputs into one estimate of stress. Experimental studies in the lab show that this approach is feasible. Experiments in free living condition show that a great amount of context information has to be taken into account to provide a good real-time stress estimate.

13.2.4 The Caring Home; Supportive Home Environments

In order to enable people to live as long as possible in their own environment, there is a need for intelligent support systems. Ideally, the system should “feel” the needs of the user intuitively and able to react when required. In addition it is important that the system is personalized and able to offer a wide range of services in the area of health, well-being and comfort.

Presently, many projects are going on in this area dealing with several sub goals in the context of the caring home. For example Projects that aims to determine the behavior of the person using different modalities of sensing. Key target population here is people with MCI or dementia as there is a great and rapidly growing need to supervise them as long as they live in their own houses.

A good example of an overall approach to this challenge is the eWall project. The concept of eWall is to offer services in a user-friendly way using a large interactive screen, run in a browser and supported by an extensive cloud service infrastructure. The way the services are presented is innovative by using a 50’s home room environment. It offers a personalized set of services including health services like an activity coach, video based exercising, a sleep qualification system and a personalized guidance through the day. Figure 13.6 shows how the eWall screen is look like at patients’ ends.

Integrated approaches, like eWall, require considerable bandwidth for these services as there is lot of sensing, real-time data processing and human computer interaction with animations. It is generally expected that such approach with an integration of services and using a cloud-based infrastructure will become common soon.



Figure 13.6 Example of an integrated caring home environment, offering health, wellness and safety services to people with chronic conditions (<http://ewallproject.eu/>).

13.3 Opportunities Due to 5G

Overlooking the described upcoming areas that will have impact on the healthcare, especially the care for people with chronic conditions, on the one hand and trying to understand and forecast the contribution 5G can have to these areas, one could make the following predictions.

13.3.1 Movement Analysis and Monitoring

For monitoring purposes, especially in the area of the analysis of functional movements, more and more rather complex multimodal sensors are used, like combinations of gyroscopes, accelerometers, magnetometers and ultrasound to get a complete 3D picture of the subject and his movements.

When these are combined with EMG measurements of several muscles, a considerable bandwidth is required. 5G would allow such simultaneous measurements in a free condition outside the lab. And probably also beyond the present set of measurements, like addition of EEG to assess motor control

and mood in real-time would become possible, making a holistic monitoring of all relevant health and behavior aspects possible.

At the other side, the viewing of all these sensor data in an understandable and comprehensive way is a considerable challenge, especially when the data set is expanded extensively. An upcoming technical opportunity is the use of holographic projections. This would allow the presentation of the data to the care professional in a way he/she is used to, like in his daily practice. Seeing the subject move, while information is added like in enhanced reality. The 5G bandwidth would have a big impact in making this feasible.

13.3.2 Personal Coaching Systems

Personal coaching systems are attracting more and more attention as the way forward to support people in changing their behavior. A near real-time response of the PCS is essential, as the user has to be able to link his behavior to the recommendations the system is providing, so he is able to be aware of his behavior and able to change it directly. More complex PCS like one for stress do require an individually modeled combination of several sensors to get an estimate of stress for feedback. The capacities of 5G would support real-time data collection and processing centrally, enabling the use of complex behavior modeling.

13.3.3 The Caring Home

The caring home is just at the beginning of its time. The upcoming Internet of things (IoT) will extend the sensing and interaction capabilities of the home environment considerably and 5G will enable real-time data collection of all the on-body and contextual IoT data, enabling a better intuitive identification of the user needs and required responses of the home environment. It will also enable the incorporation of new sensing methods that involve more data; like mood detection using real-time video processing.

13.4 Discussions

Present healthcare is not yet fully exploiting the capacity of the present 3G and 4G networks. Electronic patient records do use a limited amount of traffic and, apart from the imaging data, involve small amounts of data. Only rehabilitation exercising at home where videos are used to enable independent exercising does require some substantial bandwidth. Nevertheless, it is expected that this

will change the upcoming years, now that many health care institutes have their EPD ready and are now looking for technology supported innovations of their care services. And this will mean that the described areas will receive increasing attention. It is expected that 5G will enable significant steps forward in the areas. The expected large bandwidth combined with high reliability and availability, will enable real-time data collection from large amount of sensors (on body, IoT), the use of complex user modeling and new ways of user interaction. It will also increase trust in these areas both by the end-users and care professional community, speeding up the large scale deployment of these care supporting solutions.

References

- [1] Amirabdollahian, F. and Ates, S. and Basteris, A. and Cesario, A. and Buurke, J. H. and Hermens, H. J. and Hofs, D. and Johansson, E. and Mountain, G. and Nasr, N. and Nijenhuis, S. M. and Prange, G. B. and Rahman, N. and Sale, P. and Schätzlein, F. and Schooten, B. van and Stienen, A. H. A. (2014) Design, development and deployment of a hand/wrist exoskeleton for home-based rehabilitation after stroke – SCRIPT project. *Robotica*, 32 (8), pp. 1331–1346. ISSN 0263-5747
- [2] Akker, Harm op den and Tabak, Monique and Marin-Perianu, Mihai and Huis in 't Veld, Rianne and Jones, Valerie M. and Hofs, Dennis and Tönis, Thijs M. and Schooten, Boris W. van and Vollenbroek-Hutten, Miriam M. R. and Hermens, Hermie J. (2012) Development and evaluation of a sensor-based system for remote monitoring and treatment of chronic diseases – the continuous care & coaching platform. In: 6th International Symposium on eHealth Services and Technologies, EHST 2012, 3–4 July 2012, Geneva, Switzerland (pp. 19–27).
- [3] Akker, Harm op den and Cabrita, Miriam and Akker, Rieks op den and Jones, Valerie M. and Hermens, Hermie J. (2015) Tailored motivational message generation: a model and practical framework for real-time physical activity coaching. *Journal of biomedical informatics*, 55. pp. 104–115. ISSN 1532-0464
- [4] Broens, Tom H. F. and Huis in 't Veld, Rianne M. H. A. and Vollenbroek-Hutten, Miriam M. R. and Hermens, Hermie J. and Halteren, Aart van and Nieuwenhuis, Lambert J. M. (2007) Determinants of successful telemedicine implementations: a literature study. *Journal of Telemedicine and Telecare*, 13 (6), pp. 303–309. ISSN 1357-633X

- [5] Car, Josip and Huckvale, Kit and Hermens, Hermie (2012) Telehealth for long term conditions. *BMJ: British Medical Journal*, 344 . E4201. ISSN 0959-8138
- [6] Hermens, H. and Akker, H. op den and Tabak, M. and Wijsman, J. and Vollenbroek, M. (2014) Personalized Coaching Systems to support healthy behavior in people with chronic conditions. *Journal of electromyography and kinesiology*, 24(6), pp. 815–826. ISSN 1050-6411
- [7] Hermens, Hermie J. and Vollenbroek-Hutten, Miriam M. R. (2008) Towards remote monitoring and remotely supervised training. *Journal of Electromyography and Kinesiology*, 18 (6), pp. 908–919. ISSN 1050-6411
- [8] Huis in 't Veld, M. H. A. and Voerman, G. E. and Hermens, H. J. and Vollenbroek-Hutten, M. M. R. (2007) The receptiveness toward remotely supported myofeedback treatment. *Telemedicine and E-health*, 13 (3), pp. 293–302. ISSN 1530-5627
- [9] Huis in 't Veld, Rianne M. H. A. and Huijgen, Barbara C. H. and Schaake, Leendert and Hermens, Hermie J. and Vollenbroek-Hutten, Miriam M. R. (2008) A staged approach evaluation of remotely supervised myofeedback treatment (RSMT) in women with neck-shoulder pain due to computer work. *Telemedicine and E-health*, 14 (6), pp. 545–551. ISSN 1530-5627
- [10] Huijgen, Barbara C. H. and Vollenbroek-Hutten, Miriam M. R. and Zampolini, Mauro and Opisso, Eloy and Bernabeu, Montse and Nieuwenhoven, Johan van and Ilsbroukx, Stephan and Magni, Riccardo and Giacomozzi, Claudia and Marcellari, Velio and Scattareggia Marchese, Sandro and Hermens, Hermie J. (2008) Feasibility of a home-based telerehabilitation system compared to usual care: arm/hand function in patients with stroke, traumatic brain injury and multiple sclerosis. *Journal of Telemedicine and Telecare*, 14 (5), pp. 249–256. ISSN 1357-633X
- [11] Huis in 't Veld, Rianne M. H. A. and Huijgen, Barbara C. H. and Schaake, Leendert and Hermens, Hermie J. and Vollenbroek-Hutten, Miriam M. R. (2008) A staged approach evaluation of remotely supervised myofeedback treatment (RSMT) in women with neck-shoulder pain due to computer work. *Telemedicine and E-health*, 14 (6), pp. 545–551. ISSN 1530-5627
- [12] Tabak, M. and Vollenbroek-Hutten, M. M. R. and Valk, P. D. van der and Palen, J. A. M. van der and Tonis, T. M. and Hermens, H. J. (2012) Telemonitoring of daily activity and symptom behavior in patients with COPD. *International journal of telemedicine and applications*, 2012 (438736). ISSN 1687-6415

- [13] Tabak, M. and Flierman, I. and Schooten, B. van and Hermens, H. J. (2013) Development of a trusted healthcare service to support self-management and a physically active lifestyle in COPD patients. In: *Telemedicine & eHealth 2013: Aging well – how can technology help?*, 25–26 November 2013, London, UK.
- [14] Voerman, Gerlienke E. and Sandsjö, Leif and Vollenbroek-Hutten, Miriam M. R. and Larsman, Pernilla and Kadefors, Roland and Hermens, Hermie J. (2007) Effects of Ambulant Myofeedback Training and Ergonomic Counselling in Female Computer Workers with Work-Related Neck-Shoulder Complaints: A Randomized Controlled Trial. *Journal of Occupational Rehabilitation*, 17 (1), pp. 137–152. ISSN 1573-3688
- [15] Voerman, Gerlienke E. and Sandsjö, Leif and Vollenbroek-Hutten, Miriam M. R. and Larsman, Pernilla and Kadefors, Roland and Hermens, Hermie J. (2007) Changes in Cognitive-Behavioral Factors and Muscle Activation Patterns after Interventions for Work-Related Neck-Shoulder Complaints: Relations with Discomfort and Disability. *Journal of Occupational Rehabilitation*, 17 (4), pp. 593–609. ISSN 1053-0487
- [16] Vollenbroek-Hutten, M. M. R. and Huis in 't Veld, M. H. A. and Hermens, H. J. (2008) Myotel: addressing motor behavior in neck shoulder pain by assessing and feedback semg in the daily (work) environment. In: *International conference on ambulatory monitoring of physical activity and movement*, conference book, 21–24 May 2008, Rotterdam, Netherlands (p. 86).
- [17] Vollenbroek-Hutten, Miriam M. R. and Hermens, Hermie J. (2010) Remote care nearby. *Journal of Telemedicine and Telecare*, 16 (6), pp. 294–301. ISSN 1357-633X
- [18] Vollenbroek-Hutten, Miriam M. R. and Hermens, Hermie J. and Kadefors, Roland and Danneels, Lieve and Nieuwenhuis, Lambert J. M. and Hasenbring, Monika (2010) Telemedicine services: from idea to implementation. *Journal of Telemedicine and Telecare*, 16 (6), pp. 291–293. ISSN 1357-633X
- [19] Weering, Marit van and Vollenbroek-Hutten, M. M. R. and Kotte, E. M. and Hermens, H. J. (2007) Daily physical activities of patients with chronic pain or fatigue versus asymptomatic controls: a systematic review. *Clinical Rehabilitation*, 21 (11), pp. 1007–1023. ISSN 0269-2155
- [20] Wijsman, Jacqueline and Grundlehner, Bernard and Penders, Julien and Hermens, Hermie (2010) Trapezius Muscle EMG as Predictor of Mental Stress. In: *Wireless Health, WH 2010*, 5–7 October 2010, San Diego, California (pp. 155–163).

- [21] Wijsman, Jacqueline and Grundlehner, Bernard and Liu, Hao and Hermens, Hermie and Penders, Julien (2011) Towards Mental Stress Detection Using Wearable Physiological Sensors. In: 33rd Annual International Conference of the IEEE Engineering in Medicine and Biology Society, EMBC 2011, 30 Aug–3 Sept 2011, Boston, USA (pp. 1798–1801).

About the Author



Hermie J. Hermens did his masters in biomedical engineering at the University of Twente and became head of the research group of the Roessingh Rehabilitation Centre. In 1990 he was co-founder of Roessingh Research and Development, now the largest research institute in the Netherlands in the area of rehabilitation technology and Telemedicine.

He did his Ph.D. in surface Electromyography and became in 2001 Professor in Biomedical Engineering, specialized in human motor control and in 2010 professor in Telemedicine. Currently, he supervises 15 Ph.D. students; over 20 Ph.D. students finished under his (co)supervision.

He is (co)-author of over 300 peer reviewed scientific journal publications and his work was cited over 12000 times (H-index 50). Additional professional functions include: Editor in chief of the Journal of Back and Musculoskeletal Rehabilitation, Past-President and fellow of the int. Society of Electromyography and Kinesiology.

The research focus of Hermens is the creation of innovative health care services by combining biomedical engineering with ICT. He coordinated 3 European projects (Seniam, Crest and Impulse (award successful project)) and participated in over 25 other European projects as key partner. He is strongly involved in many E-Health and Personalised Health related projects, especially at European level (recent: eWall, Perssilaa, In-Life, Deci, Mobiguide).

