

Yale University

EliScholar – A Digital Platform for Scholarly Publishing at Yale

YPFS Documents (Series 1)

[Browse by Media Type](#)

2015

The Rescue of Fannie Mae and Freddie Mac

W. Scott Frame

Andreas Fuster

Joseph Tracy

James Vickery

Follow this and additional works at: <https://elischolar.library.yale.edu/ypfs-documents>

Recommended Citation

Frame, W. Scott; Fuster, Andreas; Tracy, Joseph; and Vickery, James, "The Rescue of Fannie Mae and Freddie Mac" (2015). *YPFS Documents (Series 1)*. 9221.
<https://elischolar.library.yale.edu/ypfs-documents/9221>

This Document is brought to you for free and open access by the Browse by Media Type at EliScholar – A Digital Platform for Scholarly Publishing at Yale. It has been accepted for inclusion in YPFS Documents (Series 1) by an authorized administrator of EliScholar – A Digital Platform for Scholarly Publishing at Yale. For more information, please contact elischolar@yale.edu.

The Rescue of Fannie Mae and Freddie Mac[†]

W. Scott Frame, Andreas Fuster, Joseph Tracy,
and James Vickery

The imposition of federal conservatorships on September 6, 2008, at the Federal National Mortgage Association and the Federal Home Loan Mortgage Corporation—commonly known as Fannie Mae and Freddie Mac—was one of the most dramatic events of the financial crisis. These two government-sponsored enterprises play a central role in the US housing finance system, and at the start of their conservatorships held or guaranteed about \$5.2 trillion of home mortgage debt.

Fannie Mae and Freddie Mac are publicly held financial institutions that were created by Acts of Congress to fulfill a public mission: to enhance the liquidity and stability of the US secondary mortgage market and thereby promote access to mortgage credit, particularly among low- and moderate-income households and neighborhoods. Their federal charters provide important competitive advantages that, taken together, implied US taxpayer support of their financial obligations. As profit-maximizing firms, Fannie Mae and Freddie Mac leveraged these advantages over the years to become very large, very profitable, and very politically powerful. The two firms were often cited as shining examples of public-private partnerships—that is, the harnessing of private capital to advance the social goal of expanding homeownership. But in reality, the hybrid structures of Fannie Mae and Freddie Mac were destined to fail at some point, owing to their singular exposure to residential real

■ *W. Scott Frame is Financial Economist and Senior Policy Adviser, Federal Reserve Bank of Atlanta, Atlanta, Georgia. Andreas Fuster is Senior Economist, Joseph Tracy is Executive Vice President and Senior Advisor to the President, and James Vickery is Research Officer, all at the Federal Reserve Bank of New York, New York, New York. Their email addresses are scott.frame@atl.frb.org, andreas.fuster@ny.frb.org, joseph.tracy@ny.frb.org, and james.vickery@ny.frb.org.*

[†] To access the Appendix and Data Appendix, visit <http://dx.doi.org/10.1257/jep.29.2.25>

estate and moral hazard incentives emanating from the implicit guarantee of their liabilities (for a detailed discussion, see Acharya et al. 2011). A purposefully weak regulatory regime was another important feature of the flawed design. While the structural problems with Fannie Mae and Freddie Mac were understood by many, serious reform efforts were often portrayed as attacks on the American Dream of homeownership, and hence politically unpalatable.

In 2008, as the housing crisis intensified, Fannie Mae and Freddie Mac became financially distressed. Their concentrated exposure to US residential mortgages, coupled with their high leverage, turned out to be a recipe for disaster in the face of a large nationwide decline in home prices and the associated spike in mortgage defaults. As financial markets in the summer of 2008 turned against Fannie Mae and Freddie Mac, the federal government initially responded by passing the Housing and Economic Recovery Act (HERA), signed into law on July 30, 2008, which among many other provisions temporarily gave the US Treasury unlimited investment authority in the two firms. Less than two months later, their new regulator, the Federal Housing Finance Agency (FHFA), placed Fannie Mae and Freddie Mac into conservatorship, taking control of the two firms in an effort to curtail the risk of financial contagion and to conserve their value. Concurrently, the Treasury entered into senior preferred stock purchase agreements with each institution. Under these agreements, US taxpayers ultimately injected \$187.5 billion into Fannie Mae and Freddie Mac.

This paper begins by describing the business model of Fannie Mae and Freddie Mac and their role in the US housing finance system. Our focus then turns to the sources of financial distress experienced by the two firms and the events that ultimately led the federal government to take dramatic action in an effort to stabilize housing and financial markets. We describe the various resolution options available to US policymakers at the time and evaluate the success of the choice of conservatorship in terms of its effects on financial markets and financial stability, on mortgage supply, and on the financial position of the two firms themselves. Our overall conclusion is that conservatorship achieved its key short-run goals of stabilizing mortgage markets and promoting financial stability during a period of extreme stress. However, conservatorship was intended to be a temporary fix, not a long-term solution. More than six years later, Fannie Mae and Freddie Mac still remain in conservatorship and opinion remains divided on what their ultimate fate should be.

Background

By law, Fannie Mae and Freddie Mac are limited to operating in the secondary “conforming” mortgage market. This terminology means that the two firms can neither lend money to households directly in the primary market, nor deal in mortgages with balances above a certain size—the “conforming loan limits.” The conforming loan limits have been adjusted over time, and for 2015 the national limit for single-family properties is \$417,000, but can be as high as \$625,500 in high-housing-cost areas. Mortgages with principal balances above the conforming loan limits are referred to as “jumbo” loans. Fannie Mae and Freddie Mac are further

limited by law to dealing in mortgages with a downpayment of at least 20 percent, or that maintain equivalent credit enhancement via private mortgage insurance or other means. The two firms otherwise define their own underwriting standards in terms of acceptable credit scores, debt-to-income ratios, and documentation.¹

Fannie Mae and Freddie Mac's activities take two broad forms. First, their "credit guarantee" business involves the creation of residential mortgage-backed securities by purchasing a pool of conforming mortgages from originators—typically banks or mortgage companies—and then issuing a security that receives cash flows from the mortgage pool. For these "agency" mortgage-backed securities, Fannie Mae or Freddie Mac promise investors timely payments of principal and interest, even if there are defaults and losses on the underlying loans. In return for this guarantee, the firms receive a monthly "guarantee fee," effectively an insurance premium coming out of the borrower's interest payment.

Second, the firms' "portfolio investment" business involves holding and financing assets on their own balance sheets, including whole mortgages, their own agency mortgage-backed securities, nonagency mortgage-backed securities, and other types of fixed income securities. Fannie Mae and Freddie Mac largely fund these assets by issuing "agency" debt. The two firms have historically been highly leveraged, with book equity consistently less than 4 percent of total assets. The firms use financial derivatives, such as interest rate swaps, to help manage the market risk associated with their investment portfolios.

Fannie Mae's and Freddie Mac's federal charters provide a range of benefits that result in lower operating and funding costs (see Frame and White 2005 in this journal), such as a line-of-credit with the US Treasury. These advantages, coupled with two past episodes in which the federal government assisted troubled government-sponsored enterprises (US Government Accountability Office 1990, pp. 90–91), served to create a perception in financial markets that agency debt and mortgage-backed securities were implicitly government guaranteed—despite explicit language on these securities stating that they are not US government obligations. As a result, Fannie Mae and Freddie Mac have been able over the decades to issue debt and mortgage-backed securities at lower yields than their stand-alone financial strength ratings would otherwise warrant, by 20 to 40 basis points (Nothaft, Pearce, and Stevanovic 2002; Ambrose and Warga 2002; Passmore 2005).

This funding advantage was partially passed on to borrowers in the form of lower mortgage rates. Econometric studies find that, prior to the financial crisis, conforming mortgages had lower interest rates than jumbo mortgages, with estimates of the gap ranging from 10 to 30 basis points depending on the sample period and estimation approach (for example, Kaufmann 2014; DeFusco and Paciorek 2014; see McKenzie 2002 for a review of earlier literature).

¹ Some mortgages not meeting Fannie Mae or Freddie Mac's underwriting standards may alternatively be financed using government insurance programs (operated by the Federal Housing Administration or Department of Veterans Affairs). Such loans may be securitized with a public credit guarantee to investors via the Government National Mortgage Association (Ginnie Mae) operated by the US Department of Housing and Urban Development.

In 1992, Congress created a two-part regulatory structure to monitor Fannie Mae and Freddie Mac for compliance with their statutory missions and to limit their risk-taking. Mission regulation was assigned to the US Department of Housing and Urban Development (HUD), while safety-and-soundness regulation became the purview of a newly created Office of Federal Housing Enterprise Oversight (OFHEO) as an independent agency within HUD. Congressional placement of OFHEO within HUD can be viewed as a signal that the housing mission goals were the more important priority.

The principal manifestation of mission regulation for Fannie Mae and Freddie Mac was the establishment of affordable housing goals. These goals stipulated minimum percentages of mortgage purchases that finance dwellings in underserved areas and for low- and moderate-income households (see Bhutta 2012 for more details). The goals were progressively increased between 1996 and 2007; for example, the target purchase percentage for low-and-moderate income households was raised from 40 percent to 55 percent during this period. This provided political cover for Fannie Mae and Freddie Mac to expand their business and take on greater risk.

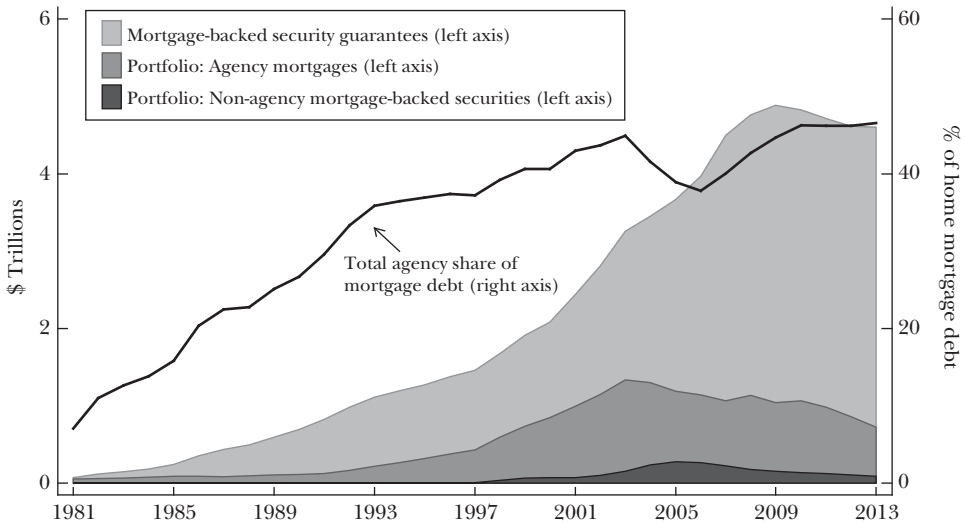
As the safety-and-soundness regulator, OFHEO was authorized to set risk-based capital standards (subject to important statutory limitations), conduct financial examinations, and take certain enforcement actions. However, OFHEO lacked the authority to adjust minimum capital requirements, which were set by statute at very low levels: the sum of 2.5 percent of on-balance sheet assets and 0.45 percent of credit guarantees for agency mortgage-backed securities held by outside investors. The new regulator did not have receivership authority in the event of a failure of either Fannie Mae or Freddie Mac. Finally, OFHEO was subject to the Congressional annual appropriations process and therefore periodically fell victim to political meddling. These and other regulatory deficiencies became clear to many observers (for example, Frame and White 2004 and references therein) but were not addressed until the passage of the Housing and Economic Recovery Act in July 2008.

Figures 1 and 2 highlight the remarkable growth of Fannie Mae and Freddie Mac in recent decades. Figure 1 plots the expansion of the two firms' single-family mortgage credit guarantee and investment portfolios, while Figure 2 plots their cumulative total equity returns compared to the overall market. The stock of agency mortgage-backed securities issued and guaranteed by the two firms (excluding those held by Fannie Mae and Freddie Mac) increased from just \$20 billion in 1981 to \$3.4 trillion by 2007, the year prior to the start of the conservatorships. Fannie Mae's and Freddie Mac's single-family mortgage investment portfolio holdings (agency mortgages plus nonagency mortgage-backed securities) increased twenty-fold over the same period, from \$50 billion to \$1.1 trillion. Although the investment portfolios of the two firms have shrunk significantly since they were placed in conservatorship, their total market share inclusive of their mortgage guarantees has continued to grow. The two firms owned or guaranteed 47 percent of single-family mortgage debt outstanding in 2013, compared to 40 percent in 2007 and only 7 percent in 1981. (These figures exclude cross-holdings and ownership of government-guaranteed mortgage assets.)

Fannie Mae and Freddie Mac's share of the mortgage market grew quite steadily between the early 1980s and the early 2000s, although the volume of mortgages they owned or guaranteed accelerated in dollar terms due to overall market growth. The

Figure 1

The Growing Role of Fannie Mae and Freddie Mac in the US Mortgage Market



Sources: US Federal Housing Finance Agency (2014) Annual Report to Congress, Federal Reserve Flow of Funds.

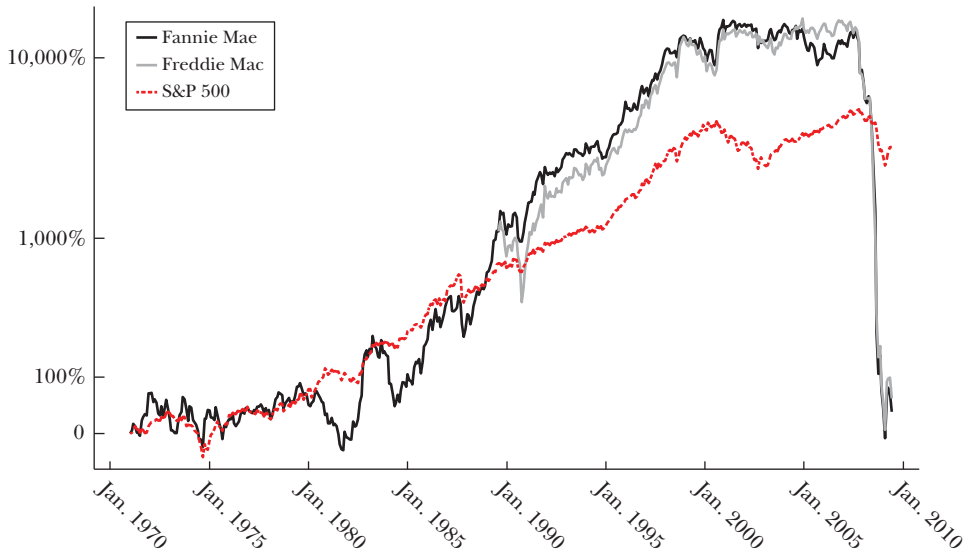
Notes: Figure 1 plots the expansion of the two firms’ single-family mortgage credit guarantee and investment portfolios. Statistics reflect single-family mortgages only. The category “Mortgage-backed security guarantees” measures agency mortgage-backed securities held by third parties. To avoid double counting, portfolio holdings exclude cross-holdings (that is, securities issued by either of Fannie Mae or Freddie Mac that are owned by the other). They also exclude government-guaranteed FHA loans. The online Appendix to this paper at <http://e-jep.org> contains more details about figure construction.

two firms’ portfolios of retained mortgage assets, which generate significant additional interest income, grew particularly rapidly from the mid 1990s until the accounting scandals that befell the two firms in 2003 (Freddie Mac) and 2004 (Fannie Mae).

The two firms’ growing size and profitability was also reflected in their cumulative stock returns shown in Figure 2. Fannie Mae’s stock did not outperform the market in the 1970s and 1980s, and experienced a period of high volatility in the early 1980s due to the high interest rate environment that also triggered the demise of many savings and loan associations (or “thrifts”). (Freddie Mac became publicly traded in 1989.) Both firms significantly outperformed the overall stock market in the 1990s, however. These stock price gains reflected expectations and realizations of rapid, profitable growth, achieved through a combination of mortgage market growth, changes in senior management strategy, a greater understanding of how to leverage their existing funding advantage, and the very low statutory capital requirements established in 1992.² The two firms also started competing more directly. Historically,

² Demand-side forces likely also played a key role. For example, Basel I risk-based capital regulations gave some banks an incentive to swap their mortgages for agency mortgage-backed securities and encouraged other banks to sell mortgage assets outright. This helped spur the firms’ credit guarantee and investment portfolio businesses, respectively (Frame and White 2005).

Figure 2

Cumulative Total Equity Returns of Fannie Mae and Freddie Mac Relative to S&P 500

Source: Center for Research in Security Prices.

Notes: Figure 2 plots the natural logarithm of cumulative returns, inclusive of dividends and other distributions, over the period from January 1971–June 2009. The cumulative return for Freddie Mac is set to be at the same level as Fannie Mae's in August 1989, when our total return series for Freddie Mac starts.

Freddie Mac had securitized mortgages originated by savings and loan institutions, whereas Fannie Mae tended to hold mortgages purchased from mortgage banks, but this segmentation broke down over time.

Fannie Mae and Freddie Mac's stock returns became lower and more volatile after 2002 (recall, the figure shows cumulative returns, so a flat line means essentially zero return). Their accounting scandals resulted in increased capital requirements (so-called capital surcharges) that dampened profitability and triggered legislative reform efforts that created additional uncertainty about the firms' future charter values. The firms also faced greater competition from the rapidly growing nonagency securitization market. Figure 2 also illustrates the rising concerns about financial distress at Fannie Mae and Freddie Mac in 2007 and 2008, and shows how the imposition of the federal conservatorships virtually eliminated the value of common shares of the two firms. We focus on this period in the next section.

While Fannie Mae and Freddie Mac traditionally held or guaranteed prime conforming mortgages with low historical default risk, the activities of the two firms were influenced during the 2000s by the rapid growth in the higher-risk "subprime" mortgage market (for a description of this market, see Ashcraft and Schuermann 2008; Mayer, Pence, and Sherlund 2009, in this journal). Although pools of subprime mortgages were generally turned into securities by investment banks rather than by Fannie Mae and Freddie Mac, the two firms were significant investors in these

“nonagency” mortgage-backed securities, which were viewed as profitable investments that also helped satisfy affordable housing goals. By the end of 2007, the two firms owned over \$300 billion of nonagency mortgage-backed securities.

There is also some evidence that the riskiness of conforming mortgages owned or guaranteed by Fannie Mae and Freddie Mac increased leading up to 2008, perhaps due to competition from nonagency securitization. For example, at Fannie Mae the percentage of newly purchased loans where the loan amount was 90 percent or more of the appraised property value increased from 7 percent in 2003 to 16 percent by 2007; for Freddie Mac, the corresponding share rose from 5 percent in 2003 to 11 percent in 2007. These statistics likely understate true borrower leverage, due to unreported second loans or “piggyback” mortgages, which became common during the housing boom. The share of loans guaranteed by Fannie Mae and Freddie Mac with nonstandard (and risky) features such as an interest-only period also increased substantially. Subsequent mortgage defaults suffered by the two firms were highly concentrated in the 2005–2008 mortgage vintages.³

A range of observers had voiced concerns about the systemic risk posed by Fannie Mae and Freddie Mac some years prior to the financial crisis (for example, Greenspan 2004, 2005), although others suggested the likelihood of an insolvency or liquidity crisis from these firms was very low (for example, Hubbard 2003; Stiglitz, Orszag, and Orszag 2002). The concerns focused on the firms’ concentration and hedging of mortgage-related interest rate risk, which seemingly magnified shocks to Treasury and interest rate derivatives markets in the early 2000s (see Eisenbeis, Frame, and Wall 2007 and the references therein).

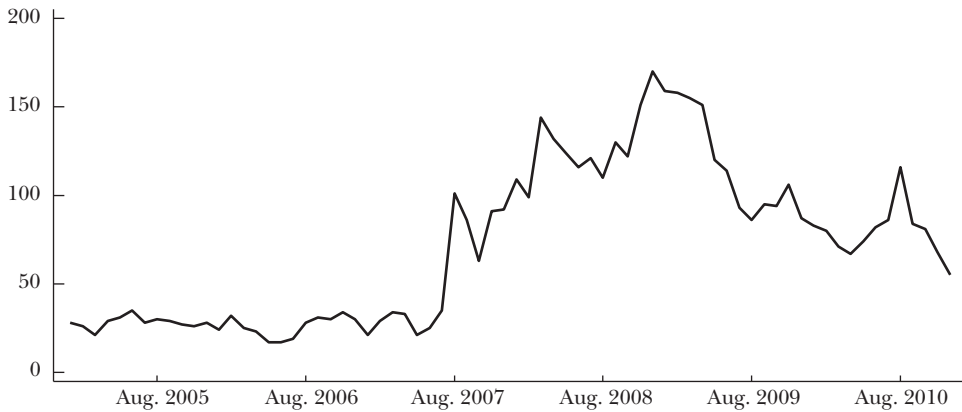
Instead, the two firms were ultimately imperiled by mortgage credit risk, primarily associated with their guarantee activities. The limited attention that policymakers paid to credit risk at Fannie Mae and Freddie Mac was perhaps due to a history of low credit losses on their past guarantees, reflecting both relatively conservative underwriting and a long period of stable or rising home prices. Relatively few observers highlighted the firms’ rising exposure to credit risk or anticipated the possibility of a large nationwide decline in home prices.

Events Prior to Conservatorship

US housing and mortgage markets became increasingly stressed during 2007 and 2008 as a result of significant house price declines and the weakening economy. A large number of borrowers found themselves in a situation where the balance on their mortgage exceeded the value of their homes (that is, “negative equity”), which is often a precursor of mortgage default (for example, Foote, Gerardi, and Willen 2008). The tremendous wave of defaults and subsequent foreclosures imperiled many financial institutions with significant exposure to US residential real estate—including Fannie Mae and Freddie Mac. Below, we describe the key events that led

³ An online Appendix available with this paper at <http://e-jep.org>, contains statistics about the characteristics of mortgages held or guaranteed by Fannie Mae and Freddie Mac, as well as default rates.

Figure 3
Jumbo–Conforming Spread
(basis points)



Source: Bankrate, Bloomberg Finance L.P.

Notes: Figure 3 shows the unconditional difference in 30-year fixed rate mortgage interest rates between prime jumbo mortgages and conforming mortgages (monthly averages). Jumbo mortgages have a loan amount exceeding the conforming loan limit, making them ineligible for purchase or securitization by Fannie Mae and Freddie Mac.

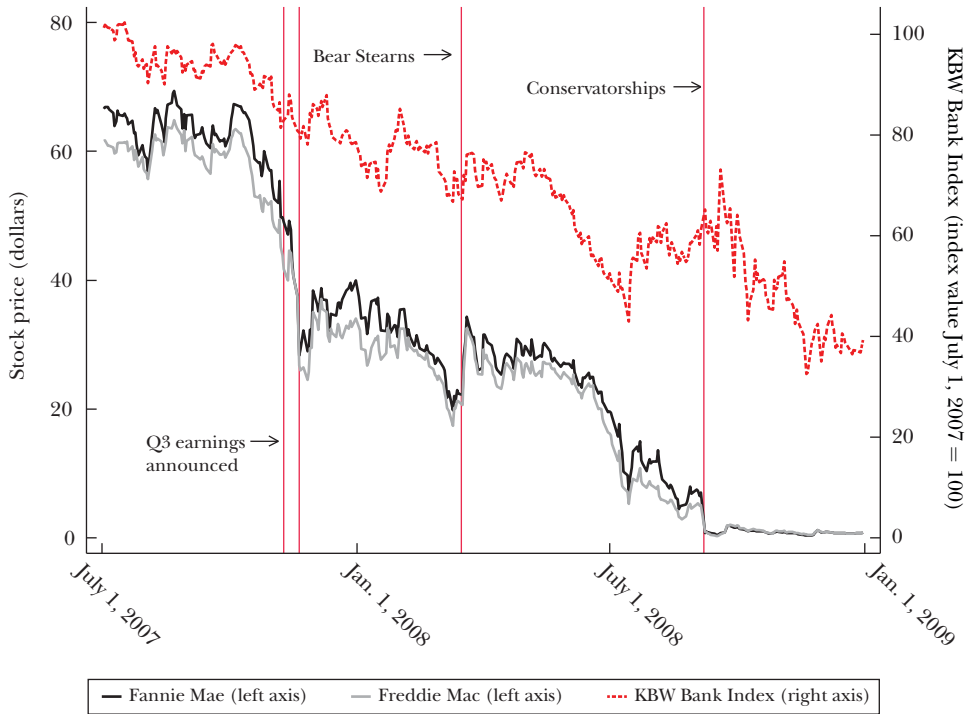
to the conservatorships at these two firms; a detailed chronology is provided in an online Appendix available with this paper at <http://e-jep.org>.

In summer 2007, as subprime mortgage defaults escalated, issuance of nonagency mortgage-backed securities essentially came to a halt, and other financial markets such as the asset-backed commercial paper market similarly dried up (for discussions of these events, see Brunnermeier 2009, in this journal; Dwyer and Tkac 2009). This period is now widely considered to mark the beginning of the financial crisis. As issuance of nonagency mortgage-backed securities froze, interest rates on prime, but nonconforming, “jumbo” mortgages increased significantly—from about 25 to 100 basis points above those for conforming loans eligible for securitization via the still-liquid agency mortgage-backed securities market, as shown in Figure 3. This historically wide spread between jumbo and conforming mortgages persisted throughout the financial crisis, reflecting both the greater liquidity of conforming mortgages, and the heightened value of the agency credit guarantee. The volume of new jumbo mortgages declined, and the role of Fannie Mae and Freddie Mac expanded as commercial banks became increasingly unwilling or unable to hold new mortgages on their balance sheets (Calem, Covas, and Wu 2013; Fuster and Vickery 2015).

Losses at Fannie Mae and Freddie Mac started mounting: they reported a combined net loss of \$8.7 billion during the second half of 2007, reflecting both credit losses on the mortgages they had guaranteed or were holding in portfolio, and mark-to-market losses on their investments. Nevertheless, the two firms’ role in the mortgage market further expanded following a temporary increase in conforming loan limits to as high as \$729,750 under the Economic Stimulus Act

Figure 4

Fannie Mae and Freddie Mac Stock Prices, July 2007—December 2008



Source: Bloomberg Finance L.P.

Note: Vertical lines mark November 9 and 20, 2007 (when Fannie Mae and Freddie Mac announced their earnings for the 3rd quarter of 2007); March 16, 2008 (Bear Stearns acquisition); and September 7, 2008 (conservatorship announcement).

passed in February 2008 (for details, see Vickery and Wright 2013). Furthermore, during the first quarter of 2008, the Office of Federal Housing Enterprise Oversight removed limits on the size of the investment portfolios at Fannie Mae and Freddie Mac and lowered surcharges to each firm’s capital requirements so that they could purchase or guarantee additional mortgages. These portfolio limits and capital surcharges had been imposed by the OFHEO between 2004 and 2006 due to concerns about accounting practices at the two firms.

By mid-2008, after adding over \$600 billion in mortgage credit exposure over the previous four quarters, the two firms had expanded to almost \$1.8 trillion in combined assets and \$3.7 trillion in combined net off-balance sheet credit guarantees. But over the year to June 2008, Fannie Mae and Freddie Mac together posted \$14.2 billion in losses and saw their capital recede to \$41.2 billion (Fannie Mae) and \$12.9 billion (Freddie Mac). At this point, their combined capital amounted to only about 1 percent of their exposure to mortgage risks, a tiny cushion in the face of large expected losses.

Investors became increasingly concerned about the financial condition of Fannie Mae and Freddie Mac during summer 2008. Figure 4 illustrates how their

share prices first fell sharply during fall 2007 after both firms reported losses for the third quarter of 2007, and then fell from \$25–30 in April 2008 to below \$10 in mid-July. Debt investors also increasingly sought clarity from the federal government about whether bondholders would be shielded from losses.

Against this backdrop, and in an effort to calm markets, Treasury Secretary Henry Paulson proposed a plan in July 2008 to allow the Treasury to make unlimited debt and/or equity investments in Fannie Mae and Freddie Mac. (It was in a Senate Banking Committee hearing at this time when Paulson famously stated that “If you’ve got a bazooka [in your pocket] and people know you’ve got it, you may not have to take it out” (Paulson 2010).) This plan was incorporated as part of the Housing and Economic Recovery Act, which was signed into law later in July 2008. The law also created the Federal Housing Finance Agency (FHFA), and for the first time granted the new supervisor the authority to place a distressed government-sponsored enterprise into receivership. Immediately following the passage of the new housing legislation, the Treasury began a comprehensive financial review of Fannie Mae and Freddie Mac in conjunction with the FHFA, the Federal Reserve, and Morgan Stanley (Paulson 2010). The Housing and Economic Recovery Act required that FHFA consult with the Treasury and Federal Reserve on any resolution of Fannie Mae or Freddie Mac.

Fannie Mae and Freddie Mac released their second quarter earnings in early August 2008. As shown in Table 1, at this time the two firms were both technically solvent, in the sense that the book value of their equity capital was positive, and indeed exceeded statutory minimum requirements. However, there was a compelling case that, when viewed on an economic basis, both firms were actually insolvent. First, both firms were recognizing large “deferred tax assets” to offset future income taxes (\$20.6 billion for Fannie Mae and \$18.4 billion for Freddie Mac). Arguably these assets had little immediate value in light of the firms’ extremely weak near-term earnings prospects. Excluding these assets, as would have been done for regulatory capital purposes if the two firms had been treated like banks, reduces their measured net worth to \$20.6 billion (Fannie Mae) and $-\$5.5$ billion (Freddie Mac). Second, the reported fair market value of their assets (net of liabilities) was significantly lower than book equity, and in Freddie Mac’s case was actually negative. Even these fair values may have understated the firms’ financial problems, since there is evidence that their accounting reserves against expected future credit losses were also insufficient (US Financial Crisis Inquiry Commission 2011, p. 317). These facts, together with continued deteriorating mortgage market conditions and potential near-term difficulties in rolling over the firms’ significant short-term debt (shown in Table 1), created a keen sense of urgency for the US government to take action.

Resolution: Issues, Options, and Actions

Why Was Action Needed?

Our view is that it was appropriate to provide temporary public support for Fannie Mae and Freddie Mac in September 2008. We now present the case

Table 1
Balance Sheet Composition as of June 2008

	<i>Accounting value (\$ billions)</i>	
	<i>Fannie Mae</i>	<i>Freddie Mac</i>
Assets		
Cash, federal funds, and repurchase agreements	\$49.4	\$58.8
Investment securities, at fair value	\$344.8	\$684.7
Agency mortgage-backed securities	\$220.4	\$490.2
Private-label mortgage-backed securities & revenue bonds	\$96.1	\$181.6
Other investment securities	\$28.3	\$12.9
Whole mortgage loans	\$418.2	\$89.1
Deferred tax assets	\$20.6	\$18.4
Other assets	\$52.9	\$28.1
Total assets	\$885.9	\$879.0
Liabilities		
Short-term debt (Maturity < 1 year)	\$240.2	\$326.3
Long-term debt	\$550.3	\$505.0
Subordinated debt	\$9.0	\$4.5
Other liabilities	\$45.0	\$30.2
Total liabilities	\$844.5	\$866.0
Equity		
Common stock, other paid-in capital, retained earnings	\$32.5	\$27.1
Preferred stock	\$21.7	\$14.1
Treasury stock	(\$7.3)	(\$4.1)
Accumulated other comprehensive loss	(\$5.7)	(\$24.2)
Total Equity	\$41.2	\$12.9
Memo: Off balance sheet credit guarantees (net)	\$2,289.9	\$1,409.9

Notes: This table provides summarized balance sheet information for Fannie Mae and Freddie Mac as of June 30, 2008. Balance sheet measures are presented at historical cost according to generally accepted accounting principles as reported in each firm's 10-K. Off-balance sheet credit guarantees are from each firm's "monthly summary" and net of their own mortgage-backed securities held on balance sheet. They are contingent liabilities. A more detailed balance sheet is presented in the online Appendix at <http://e-jep.org>.

for public intervention, drawing on economic theory and information about conditions at the time.

A key argument in favor of intervention was to support the supply of conforming mortgages during a period of severe financial stress. As already discussed, the sharp rise in the spread between jumbo and conforming mortgage interest rates during 2007–2008 was prompted by a freeze in private jumbo securitization, generally attributed to heightened asymmetric information and uncertainty about mortgage credit risk (Leitner 2011). The freeze did not extend to agency mortgage-backed securities because of their implicit government guarantee. Public support of Fannie Mae and Freddie Mac maintained these guarantees and allowed agency securitization to continue and thereby support the supply of conforming mortgages. Theory provides support for the use of public guarantees as a crisis response; as one

example, Philippon and Skreta (2012) present a model in which such guarantees are an optimal intervention in markets subject to adverse selection. Securitization was likely particularly important for mortgage supply during this period because of the limited capacity of banks and other financial intermediaries to hold additional mortgages on their balance sheets due to falling capitalization and the failure of several large lenders (see Shleifer and Vishny 1992 for a model studying the effects of limited industry balance sheet capacity).

Was it important to promote mortgage supply during this period given the already high levels of outstanding US mortgage debt? We would argue “yes,” for two reasons.

First, mortgage origination was necessary to enable refinancing of existing mortgages. The overall policy response to the financial and economic crisis involved a significant easing of monetary policy, which works in part by lowering interest rates on existing debt contracts. Such a decrease in rates has been found to lower mortgage defaults (Fuster and Willen 2012; Tracy and Wright 2012; Zhu, Janowiak, Ji, Karamon, and McManus forthcoming) and to stimulate consumption (Keys, Piskorski, Seru, and Yao 2014; Di Maggio, Kermani, and Ramcharan 2014). Interest rates on fixed-rate mortgages, which make up the vast bulk of the stock of US mortgage debt, only respond to lower market rates if borrowers can refinance. Even with the rescue of Fannie Mae and Freddie Mac, lower yields on mortgage-backed securities were only partially transmitted to primary mortgage interest rates during this time (Fuster et al. 2013; Scharfstein and Sunderam 2014). But refinancing would almost certainly have been even more difficult without Fannie Mae and Freddie Mac, considering the tight lending standards for nonconforming mortgages at the time.

Second, continued mortgage supply enabled at least some households to make home purchases during a period of extreme weakness in the housing market.⁴ A large body of theory models how changes in credit availability can lead to a negative spiral among asset prices, collateral values, and credit availability (for a prominent example, see Kiyotaki and Moore 1997). Consistent with the spirit of such models, Kung (2014) finds empirically that the local increases in the conforming loan limit in 2008, which made more loans eligible for agency securitization, raised home prices by around 6 percent for homes in San Francisco and Los Angeles that were most likely to be purchased with these newly eligible loans.

These arguments support the use of government guarantees in 2008 to help finance new mortgages. But what about the legacy securities issued by Fannie Mae and Freddie Mac prior to September 2008? In our view, if explicit government support of the firms had not been forthcoming, market perceptions of a material credit risk embedded in existing agency debt and mortgage-backed securities could have substantially destabilized the broader financial system given the sheer volume of such securities outstanding, the large holdings of leveraged institutions such as commercial banks, insurance firms, and securities broker-dealers (an online Appendix available with this paper at <http://e-jep.org> provides statistics about these holdings) and their widespread use as collateral in short-term funding markets.

⁴ RealtyTrac (2014) estimates that around 60–65 percent of single-family home purchases in 2009 involved a new mortgage loan, with the remainder going to all-cash buyers.

Credit losses on agency securities would have exacerbated the weak capital and liquidity position of many already-stressed financial institutions and raised the possibility of forced asset sales and runs (as in the models posited by Diamond and Rajan 2011 or Diamond and Dybvig 1983). Finally, Fannie Mae and Freddie Mac held large positions in interest rate derivatives for hedging. A disorderly failure of these firms would have caused serious disruptions for their derivative counterparties.

A further consideration was that almost \$1 trillion of agency debt and mortgage-backed securities was held by foreign official institutions, mainly central banks. Allowing these securities to default would likely have had significant international political ramifications.⁵ Furthermore, as emphasized by Paulson (2010) and Acharya et al. (2011), given the widespread perception that agency debt and mortgage-backed securities were implicitly government guaranteed, a default by Fannie Mae or Freddie Mac would potentially raise the risk of questions about creditworthiness of the US government, disrupting the US Treasury debt market and increasing the government's funding costs.

Summing up, Fannie Mae and Freddie Mac were too large and interconnected to be allowed to fail, especially in September 2008 given the deteriorating conditions in US housing and financial markets and the central role of these two firms in the mortgage finance infrastructure. Our view is that an optimal intervention would have involved the following elements:

- 1) Fannie Mae and Freddie Mac would be enabled to continue their core securitization and guarantee functions as going concerns, thereby maintaining conforming mortgage credit supply.
- 2) The two firms would continue to honor their agency debt and mortgage-backed securities obligations, given the amount and widely held nature of these securities, especially in leveraged financial institutions, and the potential for financial instability in case of default on these obligations.
- 3) The value of the common and preferred equity in the two firms would be extinguished, reflecting their insolvent financial position.
- 4) The two firms would be managed in a way that would provide flexibility to take into account macroeconomic objectives, rather than just maximizing the private value of their assets.
- 5) The structure of the rescue would prompt long-term reform and set in motion the transition to a better system within a reasonable period of time.

Later in the paper, we evaluate actions taken relative to these five objectives, concluding that the path taken was quite successful on the first three, but less successful on the last two.

⁵ Paulson (2010, p. 160) discusses learning on his trip to the 2008 Summer Olympics in Beijing that Russian officials had approached the Chinese government about a joint plan to dump a large portion of their holdings of Fannie Mae and Freddie Mac in an effort to create a financial crisis that would force US authorities to support the firms explicitly. For details on these holdings of agency securities, see the online Appendix to this article available with the paper at <http://e-jep.org>.

What Action Was Taken?

On September 7, 2008, Director of the Federal Housing Finance Agency James Lockhart, Secretary of the Treasury Hank Paulson, and Chairman of the Federal Reserve Ben Bernanke outlined a plan to stabilize the residential mortgage finance market. This included: 1) placing both Fannie Mae and Freddie Mac into conservatorship; 2) having the Treasury enter into senior preferred stock purchase agreements with both firms; and 3) establishing two new Treasury-operated liquidity facilities aimed at supporting the residential mortgage market—a mortgage-backed securities purchase facility and a standing credit facility. We discuss these steps in turn.

By becoming a conservator, the Federal Housing Finance Agency assumed the responsibilities of the directors, officers, and shareholders of both Fannie Mae and Freddie Mac with the purpose of conserving their assets and rehabilitating them into safe-and-sound condition. Hence the two institutions would continue as going concerns, carry out their usual market functions, and continue to pay their financial obligations. The boards of Fannie Mae and Freddie Mac consented to the appointment of the conservator, although the chief executive officers and directors of each firm were then immediately replaced.

The US Treasury's senior preferred stock purchase agreements sought to ensure that Fannie Mae and Freddie Mac maintained positive net worth going forward. Under the agreements, if the Federal Housing Finance Agency determines that either institution's liabilities exceed their assets under generally accepted accounting principles (GAAP), the Treasury would contribute cash capital equal to the difference, in exchange for senior preferred stock. (Specifically, this preferred stock is senior to the prior existing common and preferred equity of the two firms, but junior to their senior and subordinated debt and mortgage-backed securities.) Each agreement was initially for an indefinite term and for up to \$100 billion, although the maximum was raised by subsequent amendments to \$200 billion per enterprise in February 2009, then in December 2009 to an unlimited amount through the year 2012. As we discuss in more detail later, under these agreements the two firms jointly ended up drawing a total of \$187.5 billion over the course of 2008 to 2011.

The senior preferred stock accrued dividends at 10 percent per year. The senior preferred stock purchase agreements also required both Fannie Mae and Freddie Mac to provide the Treasury with: 1) \$1 billion of senior preferred shares; 2) warrants that would allow the purchase of common stock representing 79.9 percent of each institution on a fully diluted basis;⁶ and 3) a quarterly commitment fee to be determined by the Treasury and the Federal Housing Finance Agency (as conservator) in consultation with the Federal Reserve.⁷ To date, the Treasury has not exercised the warrants

⁶ The 79.9 percent ownership stake was selected to avoid the necessity to consolidate the assets and liabilities of Fannie Mae and Freddie Mac onto the government's balance sheet. See Swagel (2009, p. 37).

⁷ The senior preferred stock purchase agreements also included various covenants. Specifically, Treasury approval is required before: 1) purchasing, redeeming or issuing any capital stock or paying dividends;

to purchase common stock. In accordance with the terms of the agreement, Treasury waived the commitment fee each period, and then suspended this provision in 2012.

The senior preferred stock purchase agreements also required Fannie Mae and Freddie Mac to begin winding down their retained investment portfolios, starting in 2010, at a rate of at least 10 percent per year until they each fall below \$250 billion. This provision was intended to assuage policymaker concerns that these investment portfolios might pose future systemic risk to the financial system.

In September 2008, the US Treasury also created a Government Sponsored Enterprise Credit Facility in which Fannie Mae, Freddie Mac, and the Federal Home Loan Bank System could borrow on a short-term collateralized basis from the Treasury. The facility was never used and expired on December 31, 2009. The Treasury furthermore introduced a temporary Mortgage-Backed Securities Purchase Program under which it could purchase agency mortgage-backed securities in an effort to support the mortgage market. It ultimately acquired \$225 billion of these securities, which were subsequently sold in 2011 and 2012.

In August 2012, an amendment to the senior preferred stock purchase agreement was announced, in which the fixed 10 percent dividend on the senior preferred stock owned by Treasury was replaced with a “full income sweep.” This implied that all profits made by the two firms would be remitted to Treasury, preventing them from building up positive capital (except for a small net worth “buffer” capped at \$3 billion per firm and declining over time). Furthermore, the amendment accelerated the reduction of their investment portfolios, going from a wind-down rate of 10 percent per year to 15 percent. When announcing the amendment, the US Department of Treasury (2012) was explicit that a main goal was to “expedite the wind down of Fannie Mae and Freddie Mac.”

Why Conservatorship? What Were the Alternatives?

As “federal instrumentalities,” Fannie Mae and Freddie Mac are exempt from the bankruptcy code. However, since its creation in 1992, the Office of Federal Housing Enterprise Oversight had the authority to place Fannie Mae or Freddie Mac into “conservatorship” in an effort to conserve their assets and restore them to a safe-and-sound financial condition. The 1992 law, though, did not provide OFHEO either with any funding to assist with a conservatorship, or with a mechanism to fully resolve financial distress at either firm by apportioning losses to shareholders and creditors (Wall, Eisenbeis, and Frame 2005). Under these constraints, a conservatorship ends up looking a lot like “regulatory forbearance”—that is, allowing distressed firms to violate regulations in order to maintain their operations in the hope that they will grow back to financial health.

The Housing and Economic Recovery Act enacted in July 2008 expanded the supervisory options available. First, the law granted receivership authority to the

2) terminating conservatorship other than in connection with receivership; 3) increasing debt to greater than 110 percent of that outstanding as of June 30, 2008; or 4) acquiring, consolidating, or merging into another entity.

newly created Federal Housing Finance Agency.⁸ This authority extends those of a conservator by allowing the supervisor to liquidate assets and/or restructure the firm in an effort to limit taxpayer losses. However, formally extinguishing the firms would require Congress to revoke their charters. Absent Congressional action, receivership for either firm would require the creation of a limited life entity (a “bridge entity” akin to a “bridge bank” used when the Federal Deposit Insurance Corporation puts a bank into receivership) that would be financially viable and could maintain the Congressional charter.⁹

Second, as mentioned above, the Housing and Economic Recovery Act of 2008 provided the US Treasury with authority to make unlimited investments in securities of Fannie Mae and Freddie Mac conditional on an “emergency determination” by the Treasury Secretary and agreement from the firm(s) on the terms and conditions of the investment. This investment authority was provided temporarily, through the end of 2009.

Once the federal government decided to rescue Fannie Mae and Freddie Mac and to invest public money, the choice was whether to utilize receivership or conservatorship. This choice became principally about which classes of creditors or shareholders would be made to suffer losses. (For the reasons outlined at the beginning of this section, it seemed unwise in the middle of a financial crisis to follow a course of action that would impose losses on holders of agency debt or mortgage-backed securities.) In the case of conservatorship, US Treasury purchases of common equity would restore the two firms to financial health but would represent a public bail-out of all claimants. Alternatively, the Treasury could purchase a more senior class of securities, which would benefit holders of even more senior obligations but largely wipe out the value of junior obligations. With a receivership, government funding could be used to capitalize the “bridge” entity in an effort to support senior creditors and any other claimants that the government wanted to protect. Subsequently, the Treasury would be expected to hold an initial public offering for the bridge entity in an effort to monetize the taxpayers’ investment. Indeed, the Housing and Economic Recovery Act required that the bridge entity

⁸ The idea of providing the supervisor of Fannie Mae and Freddie Mac with receivership authority had been debated in the years prior to the financial crisis. Some policymakers, including those at the Federal Reserve and Treasury Department, viewed this as a way to impose greater market discipline on Fannie Mae and Freddie Mac by exposing their bondholders to potential loss. Of course, this increased market discipline would be conditional on receivership being viewed as a credible alternative by the markets. Many legislators, however, were concerned that such supervisory authority would raise the cost of housing finance.

⁹ In the absence of any government funding, a receivership utilizing a “bridge” structure would generally work in the following way. The Federal Housing Finance Agency would first evaluate the current and expected performance of the assets and off-balance sheet credit guarantees. “Good assets” expected to perform would then be transferred to the new bridge entity, with the “bad assets” remaining with the original institution. The difference in value between the good and bad assets plus the amount of required capital would represent the amount of loss to be apportioned to claimants in order of priority within the original capital structure: that is, common stockholders, preferred stockholders, subordinated bondholders, and senior bondholders. Mortgage-backed securities investors would maintain their interest in the underlying loans with any shortfall treated as a senior unsecured claim.

be sold within two years of creation (although it includes an option to extend this period by up to three years).

If the US Treasury had not received financing authority in the Housing and Economic Recovery Act, receivership would likely have provided the better opportunity for ultimately stabilizing the mortgage market. However, given the depth of the problems at Fannie Mae and Freddie Mac, receivership would likely have involved some losses being borne by senior creditors (that is, holders of agency debt and mortgage-backed securities) and a breach of the implicit government guarantee. Conditional on Treasury financing, there were several reasons why the conservatorship was preferable to receivership.

First, in the summer of 2008, there was significant uncertainty about the housing market and future losses at Fannie Mae and Freddie Mac. The presence of this uncertainty meant that, given the time frame allowed, restructuring the two firms via receivership would entail some risk that they could potentially fail again. Hence, receivership might not have solved the critical near-term problem.

Second, the business model of the government-sponsored enterprises had been the subject of intense debate in the years leading up to their failure. The structure of the conservatorship agreements essentially placed Fannie Mae and Freddie Mac in a “time-out.” Receivership, by contrast, would have reorganized and released the two firms (at least within five years). The thinking at the time was that conservatorship would force Congress to address the problems of this business model, or else face the long-term prospect of government control of the US housing finance system.

Third, receivership raised an operational concern relating to the treatment of derivatives as “qualified financial contracts” (as discussed by Paulson 2010). Receivership required a determination within one business day about the status of individual counterparties: specifically, whether their claims would be transferred to the “good” entity or remain with the “bad” entity. Depending on that determination, counterparties held the option to terminate net positions. Under law, however, the conservatorship did not trigger these termination options in derivatives contracts (US Federal Housing Finance Agency 2008). Thus, receivership would have created greater uncertainty about business continuity and derivatives counterparty actions.

Finally, conservatorship still allowed for the receivership option to be chosen in the future if a subsequent administration felt that it was a better course of action.

Another alternative option was to nationalize Fannie Mae and Freddie Mac, by buying more than 80 percent of the firms’ equity and thereby taking a controlling interest. However, as Paulson (2010) describes in his book, the Bush administration was opposed to nationalization or anything that looked like open-ended government involvement. Relative to conservatorship, nationalization would have given the administration more direct control over Fannie Mae and Freddie Mac but would have required the firms to be put on the government’s balance sheet. The 2012 “full income sweep” amendment discussed above effectively narrows the difference between conservatorship and nationalization by transferring essentially all profits and losses from the firms to the Treasury.

Could the US Treasury, instead of taking control of (or liquidating) Fannie Mae and Freddie Mac, have calmed financial markets by simply buying up large quantities of agency debt and mortgage-backed securities? Direct purchases could have removed material risk from the financial institution balance sheets. However, a resolution of the financial distress at Fannie Mae and Freddie Mac would still have been necessary in order to ensure continued mortgage credit availability. The sheer quantity of agency securities outstanding, around \$5 trillion in total, would also have made a repurchase program challenging or impossible to implement in practice, given the limited time frame. Such a program would have needed to be much larger than the Troubled Asset Relief Program later used to recapitalize banks.

Effects of the Conservatorship

Effects on Financial Markets

The intent of the senior preferred stock purchase agreements and Treasury liquidity facilities was to maintain the firms' operations and to provide assurances to holders of Fannie Mae's and Freddie Mac's debt and mortgage-backed securities. By extension, these actions were expected to both lower and stabilize the cost of mortgage finance. Figure 5 illustrates the announcement effect of the actions taken by looking at the yields of Fannie Mae five-year debt and "current coupon" mortgage-backed securities, both in terms of spreads to five-year Treasury bonds. On the first trading day following the conservatorship announcement, these spreads fell by about 30 basis points (five-year debt) and 50 basis points (mortgage-backed securities). In turn, the fall in mortgage-backed securities yields was followed by a decline in conforming mortgage rates by about 40 basis points within one week. Thus, in the months prior to the announcement, the risk of a potential default by Fannie Mae and Freddie Mac seems to have substantially increased their funding costs and the cost of mortgage credit. At least in the short run, the conservatorship announcement calmed the fears of investors.

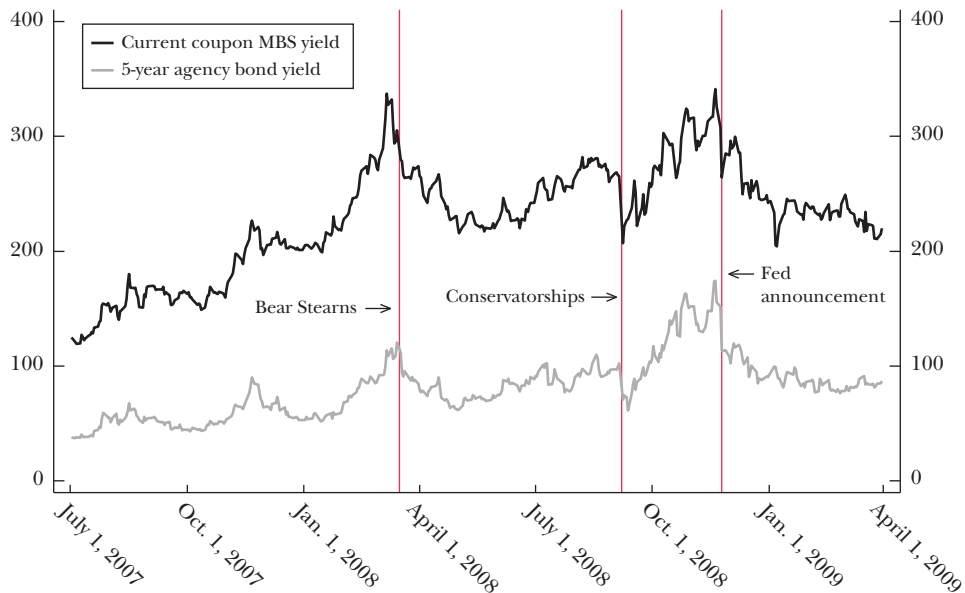
As would be expected, the agreements through which the government received preferred stock had significant negative consequences for the existing stockholders. Fannie Mae and Freddie Mac common shares quickly fell below \$1 (down from \$60 just 12 months earlier), and the Federal Housing Finance Agency subsequently directed both firms to delist from the New York Stock Exchange. Preferred shares suffered a similar fate. Indeed, several community banks became financially distressed as a result of having to write-down the value of their holdings of preferred stock in the two firms (Rice and Rose 2012). Perhaps surprisingly, the two firms maintained their payments on the relatively small amount of subordinated debt that they had outstanding.

The positive bond market reaction, coupled with a relatively smooth operational transition, suggested that the conservatorships at Fannie Mae and Freddie Mac were a success, at least initially. However, as the financial crisis intensified later in the fall of 2008 in the wake of the Lehman Brothers bankruptcy and other events,

Figure 5

Yields on Fannie Mae Debt and Mortgage-Backed Securities (MBS), July 2007–March 2009

(spread in basis points relative to five-year Treasury bonds)



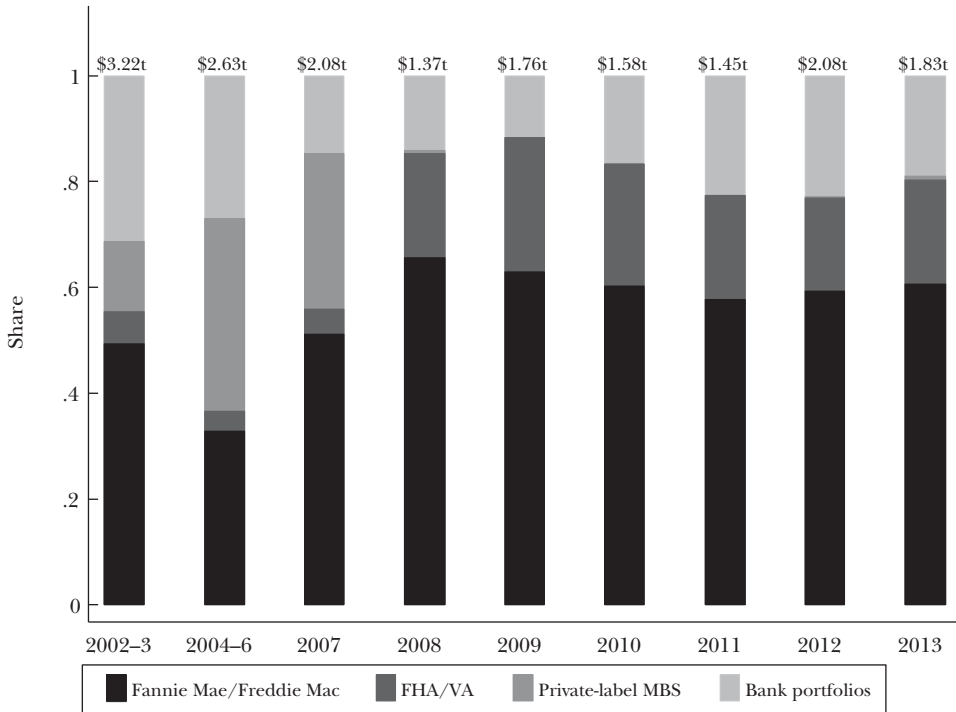
Sources: J.P. Morgan Chase, FRED (Federal Reserve Bank of St. Louis).

Notes: Figure 5 shows the yields of Fannie Mae five-year debt and “current coupon” mortgage-backed securities, both in terms of spreads to five-year Treasury bonds. Vertical lines mark March 16, 2008 (Bear Stearns acquisition); September 7, 2008 (conservatorship announcement); and November 25, 2008 (Fed asset purchase announcement). “Current Coupon MBS” refers to yield of hypothetical mortgage-backed security (MBS) trading at par (see Fuster et al., 2013, for details). The gap between MBS yields and Treasury or swap yields after accounting for the value of the embedded prepayment option (the “option-adjusted spread”) displayed qualitatively similar patterns over this period (not shown).

yields on Fannie Mae and Freddie Mac obligations climbed back and soon exceeded their pre-conservatorship levels. This increase appears to have resulted primarily from a general flight to liquidity as well as tight financing conditions during the fall of 2008, rather than a reassessment by the market of what conservatorship would imply for the credit risk of the two firms’ bonds going forward (as Krishnamurthy 2010 explained in this journal).

Regardless of the cause, the attendant increase in mortgage rates worried policymakers and became an important contributor to the Federal Reserve’s decision to engage in a “large-scale asset purchase program”—commonly referred to as “quantitative easing.” On November 25, 2008, the Fed announced that it would purchase up to \$500 billion of agency mortgage-backed securities and up to \$100 billion of agency debt. As shown in Figure 5, this announcement substantially reduced yield spreads for agency securities, which subsequently normalized over the first quarter of 2009. (For discussions of the channels through which the large-scale

Figure 6

Shares of Different Funding Channels for Newly Originated Mortgages

Source: Inside Mortgage Finance.

Notes: Numbers at the top of each bar indicate total first-lien issuance for the year in trillions of dollars (in case of 2002–2003 and 2004–2006, these are annual averages). “FHA/VA” stands for Federal Housing Administration and the Veterans Administration, which are government agencies that insure loans that are then securitized in Ginnie Mae mortgage-backed securities. “MBS” stands for mortgage-backed securities.

asset purchases affected financial markets, see Gagnon, Raskin, Remache, and Sack 2011; Hancock and Passmore 2011; or Krishnamurthy and Vissing-Jorgensen 2011.) Even though the Fed intervention appears to have lowered yield spreads, this does not mean that, had it come earlier, such an intervention would have stabilized Fannie Mae and Freddie Mac, as the underlying solvency issue would not have been addressed. Indeed, it seems likely that restoring the financial condition of Fannie Mae and Freddie Mac was an important precondition for the Federal Reserve to have been willing to purchase agency securities in the first place.

Effects on Mortgage Lending

Following the decrease in conforming mortgage rates in late 2008, mortgage originations (primarily refinancings) surged, as did issuance of agency mortgage-backed securities, since the conservatorship enabled the credit guarantee businesses of Fannie Mae and Freddie Mac to continue uninterrupted. As shown in Figure 6, since 2008, Fannie Mae and Freddie Mac have guaranteed around

60 percent of originated mortgages, the Federal Housing Administration and the Veterans Administration have insured about 20 percent (securitized by Ginnie Mae), with the remainder held as whole loans by commercial banks. Private-label residential mortgage securitization, which funded more than one-third of mortgages over 2004–2006, has remained close to zero since 2008. Fannie Mae and Freddie Mac’s market share is thus higher than ever and almost twice what it was during the height of the housing boom.

The credit profile for Fannie Mae and Freddie Mac’s new business has improved since the crisis, as illustrated by the fact that the average credit score on newly guaranteed single-family mortgages increased from below 720 in 2006–2007 to around 760 since 2009 on a scale from 300 to 850 (US Federal Housing Finance Agency 2013). An important reason for this increase in credit scores is that Fannie Mae and Freddie Mac in early 2008 introduced “loan level price adjustments,” which are risk-based up-front fees determined by the loan-to-value ratio and the borrower’s credit score. These up-front fees have contributed to a steady increase in the overall guarantee fees for new mortgages. For example, Fannie Mae’s average effective guarantee fee on new loans tripled from 21 basis points in the first quarter of 2009 to 63 basis points in the first quarter of 2014. Of this increase, 10 basis points was mandated by Congress to fund the 2012 payroll tax reduction.

The Composition of Losses and the Return to Profitability

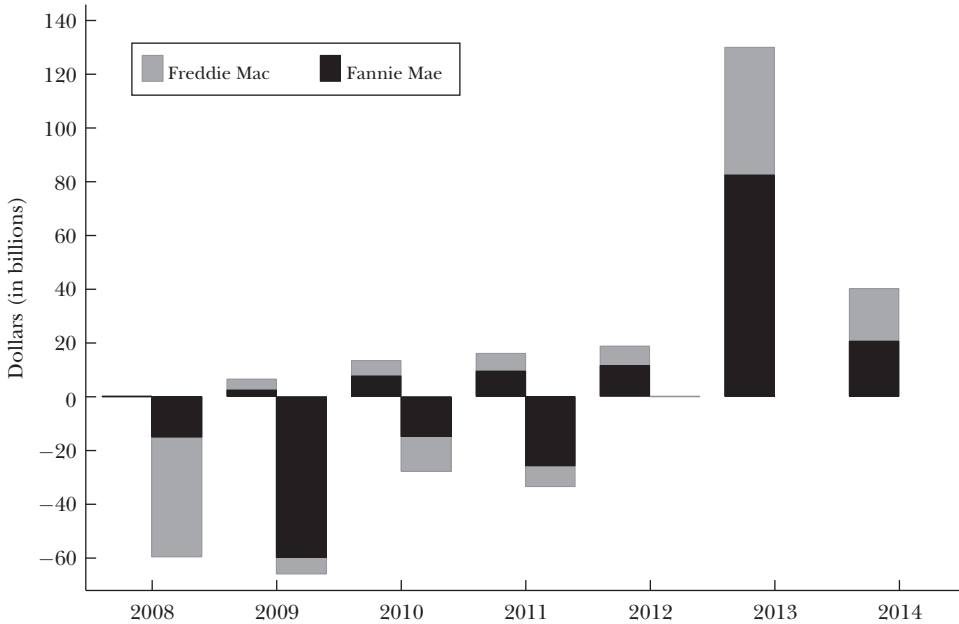
Figure 7 shows the financial consequences of the rescue for the US Treasury. The negative bars show the annual draws by Fannie Mae and Freddie Mac under the senior preferred stock purchase agreements, while the positive bars show the dividends paid. Over the first years of the conservatorship, both firms required very substantial support, but more recently, they have remitted large dividend payments back to the US Treasury.

From 2008 to 2011, Fannie Mae and Freddie Mac posted total combined losses (in terms of comprehensive income) of \$266 billion and required \$187.5 billion of Treasury support. The biggest contributor to these staggering losses was single-family credit guarantees, which generated about \$215 billion in losses over this period, almost all due to provisions for credit losses (US Federal Housing Finance Agency 2011).¹⁰ A second contributor was the dividends on the senior preferred stock held by the US Treasury (paying 10 percent per year), which totaled \$36 billion over this period. Perhaps surprisingly, Fannie Mae’s and Freddie Mac’s investment portfolios, which at first had suffered large losses (\$83 billion in 2008), actually generated \$2 billion in comprehensive income over this entire period.

In 2012, as house prices stabilized and delinquency rates declined, both Fannie Mae and Freddie Mac stopped losing money on their credit guarantees. Given that their investment portfolios were again profitable, the firms together earned \$16 billion

¹⁰ Single-family credit guarantees reflect both guarantees of the firms’ agency mortgage-backed securities and whole loans retained on their balance sheets. While losses on the former exceeded the latter, exactly quantifying the two is difficult due to a change in accounting rules in 2010 (US Federal Housing Finance Agency, Office of Inspector General 2012).

Figure 7

Annual Treasury Draws and Dividend Payments, 2008–2014

Source: Fannie Mae and Freddie Mac Financial Results Releases, 3rd quarter of 2014.

Notes: Negative numbers represent draws by Fannie Mae and Freddie Mac, positive numbers represent dividends paid to Treasury. Draws and dividend payments occur one quarter after profits or losses are made.

(after dividend payments to the Treasury). This money was subsequently remitted to the Treasury under the full income sweep amendment to the senior preferred stock purchase agreements noted earlier, which became effective in January 2013.

One consequence of the firms' return to profitability was that their deferred tax assets (which are used to offset taxable income) became useable, and were revalued. As a result, Fannie Mae posted a record profit of \$58.7 billion in the first quarter of 2013, and the same happened for Freddie Mac in the third quarter (\$30.4 billion). The firms jointly paid dividends of \$130 billion to the Treasury during 2013. As of end-2014, the cumulative Treasury dividend payments by Fannie Mae and Freddie Mac have now exceeded their draws: specifically, Fannie Mae has paid \$134.5 billion in dividends in comparison to \$116.1 billion in draws, while Freddie Mac has paid \$91.0 billion in dividends in comparison to \$71.3 billion in draws.

Should these figures be interpreted to mean that the Treasury, and therefore taxpayers, have been "repaid" by Fannie Mae and Freddie Mac, and that the two firms should now pay dividends to their regular shareholders again? The answer is no. As an economic matter, one cannot simply compare nominal cash flows but must also take into account that the Treasury took on enormous risk when rescuing the two firms in 2008 and should therefore earn a substantial risk premium, similar

to what private investors would have required at the time, in addition to the regular required return (Wall 2014). Furthermore, the effective guarantee has lowered funding costs for Fannie Mae and Freddie Mac and thereby directly contributed to their profits. The US Congressional Budget Office (2010) took these factors into consideration when calculating the total subsidy provided to the firms. Finally, as indicated earlier, the Treasury never collected its commitment fee, which if fairly priced and paid would have significantly reduced the earnings of the two firms. That said, there is some controversy surrounding these issues. In particular, several shareholder lawsuits are contesting the legality of the “sweep” amendment, although with little success to date.¹¹

Evaluating the Conservatorships

Earlier, we outlined five desirable objectives of an optimal intervention in response to Fannie Mae and Freddie Mac’s financial distress. We believe that the conservatorships largely accomplished the first three objectives, relating to short-run financial stability and credit supply. First, the conservatorships, and particularly the financial support provided by the US Treasury, enabled Fannie Mae and Freddie Mac to support mortgage supply through the crisis and its aftermath. Second, holders of agency debt and mortgage-backed securities did not suffer credit losses (despite the substantial defaults by individual mortgage borrowers), insulating the broader financial system from contagion effects due to the failure of the two firms. Third, both common and preferred equity holders were effectively wiped out, consistent with market discipline. Inconsistent with this objective, however, subordinated debt did not experience losses. While this debt represented only a small part of the liability structure of the two firms, allowing subordinated debt holders to suffer losses may have been desirable in signaling that such debt is indeed risky, thereby curbing moral hazard in similar institutions going forward.

The conservatorship structure was arguably less successful on the fourth objective of aligning the activities of Fannie Mae and Freddie Mac with broader macroeconomic objectives during the Great Recession. The key mission of the conservatorships is to return the two firms to financial health. One year into the conservatorships, Federal Housing Finance Agency Director Lockhart (2009) noted: “We recognize that FHFA’s duties as conservator means just that, conserving the Enterprises’ assets. This is our top goal.”

This focus on the financial performance of the two firms conflicted to some degree, however, with other public policy objectives during this period. One example of this ongoing tension is that, following conservatorship, Fannie Mae and

¹¹ At the time of this writing, the most recent relevant judgment was that on September 30, 2014: Judge Royce Lamberth of the US District Court for the District of Columbia dismissed several of these claims, based on the view that the Housing and Economic Recovery Act of 2008 empowered Treasury and the Federal Housing Finance Agency to change the terms of the senior preferred stock agreements in this manner. Lamberth’s Memorandum Order is at https://ecf.dcd.uscourts.gov/cgi-bin/show_public_doc?2013mc1288-46.

Freddie Mac aggressively enforced “representations and warranties” made by entities that had sold mortgages to them. In practice, the two firms tried to “put back” defaulted mortgages to the originator or seller of the loan, forcing that entity to bear the credit losses.¹² This action was typically justified by flaws in the original documentation or loan underwriting, although importantly, it is not required that the defect be shown to have contributed to mortgage defaults. A consequence of this approach is that the fear of violating representations and warranties on new loans has been cited (especially by originators) as a contributing factor behind tight underwriting standards and higher costs of mortgage lending since the financial crisis (Goodman and Zhu 2013). This tightening of mortgage credit supply has not been helpful to the ongoing recovery of the housing market.

A second example is the role of “principal writedown” (a certain percentage of the borrower’s mortgage balance is forgiven) as a policy tool. By the fourth quarter of 2009, an estimated 11.3 million mortgages or 24 percent of borrowers were in negative equity (First American CoreLogic 2010). Borrowers with negative equity are more likely to default, and to produce larger default losses. Such defaults can generate negative externalities, such as reducing prices of nearby properties (Campbell, Giglio, and Pathak 2011). In addition, many argued that the larger issue of debt overhang contributed to lower consumption and created a persistent headwind to economic growth (for example, Mian and Sufi 2014). Absent an explicit policy to address mortgage-related negative equity, this debt overhang would only unwind slowly over time through foreclosures, debt amortization, and any future home price appreciation.

The primary federal program for assisting mortgage borrowers at risk of default was the Home Affordable Modification Program (HAMP), introduced in 2008. Initially, HAMP focused on reducing mortgage payments through reducing interest rates and extending loan terms. Some argued, however, that principal writedown could be a more effective intervention for underwater borrowers (Haughwout, Okah, and Tracy 2010; for an alternative view, see Adelino, Gerardi, and Willen 2014; Eberly and Krishnamurthy 2014). In June 2010, the Treasury expanded HAMP to include a “principal writedown alternative,” known as HAMP-PRA. The Federal Housing Finance Agency decided that Fannie Mae and Freddie Mac would not participate in this program, however, due to moral hazard concerns (Fannie Mae 2012). Putting aside the relative merits of principal writedown as a policy tool, what is instructive is the contrast between the broader housing policy perspective of the Treasury versus the FHFA’s narrower financial performance goals. In his book, former Treasury Secretary Geithner (2014) recalls: “It was amazing how little actual authority we had over Fannie and Freddie, considering they were entirely dependent on Treasury’s cash to stay alive.”

¹² Fannie Mae estimates that 3.7 percent of single-family loans acquired between 2005 and 2008 were put back to lenders (source: Fannie Mae 10-K 2013, p. 143). The Federal Housing Finance Agency has also reached a number of settlements with financial institutions related to securities law violation or fraud involving private-label securities purchased by Fannie Mae and Freddie Mac during the boom, totaling more than \$16 billion as of mid-2014 (<http://www.fhfa.gov/Media/PublicAffairs/Pages/FHFAs-Update-on-Private-Label-Securities-Actions.aspx>).

The conservatorships to date have also strikingly failed in relation to our fifth and final objective of producing long-term mortgage finance reform. As Paulson (2010) writes in his book, “We described conservatorship as essentially a ‘time out,’ or a temporary holding period, while the government decided how to restructure the [government-sponsored enterprises].” However, starting the conservatorships turned out to be easier than ending them, and the “time out” has now stretched into its seventh year.

On February 11, 2011, the US Treasury and Department of Housing and Urban Development (2011) issued a joint white paper on residential mortgage reform. In a press release, Treasury Secretary Geithner described the white paper as follows: “This is a plan for fundamental reform to wind down the [government-sponsored enterprises], strengthen consumer protection, and preserve access to affordable housing for people who need it.” But the white paper was only a plan to develop a plan. While the paper outlined three broad possible alternatives for reform, it offered only options without specifics.

Although there appears to be broad consensus that Fannie Mae and Freddie Mac should be replaced by a private system—perhaps augmented by public reinsurance against extreme tail outcomes—substantial disagreement remains about how to implement such a system. The many legislative proposals to date all reflect the cross-currents of trying to protect the taxpayer, preserve support for the 30-year fixed rate mortgage, and keep homeownership affordable to a wide spectrum of borrowers.¹³ As yet, there is still no agreed-upon plan for the future of residential mortgage finance.

Conclusions and the Road Ahead

The public actions taken to support Fannie Mae and Freddie Mac were successful in their short-term aims of supporting the housing market and removing the two firms as an immediate source of systemic risk to the financial system. However, the conservatorships have not yet achieved the goal of reforming the system of residential mortgage finance.

The path forward for reform of Fannie Mae and Freddie Mac does not look promising. As time passes since September 2008, the perceived urgency for reform seems to recede. Delay prolongs the uncertainty over the government’s future role in residential mortgage finance, which in turn is a deterrent to private capital re-entering the market, and makes the government’s role appear more difficult to replace. Delay also raises the likelihood that deeper reform will be judged as too difficult to accomplish, and raises the risk that the conservatorships are ended by returning Fannie Mae and Freddie Mac to private status with only minor changes to

¹³ In the US Senate in 2014, the Housing Finance Reform Act of 2013 (S.1217) sponsored by then-Banking Committee Chairman Tim Johnson (D-SD) and Ranking Member Mike Crapo (R-ID) passed through the Banking Committee. However, it is unclear whether this bill can provide the framework for a future reform bill. The current Banking Committee Chairman Senator Richard Shelby (R-AL) voted against the bill, and it is unclear how much support the bill would find in the House of Representatives.

their charters. That is, the key recommendation of the US Treasury and US Department of Housing and Urban Development (2011) white paper—that Fannie Mae and Freddie Mac should be wound down—would in fact not come to pass. This outcome would be a colossal missed opportunity to put US residential mortgage finance on a more stable long-term footing.

■ *The views expressed here are those of the authors and not necessarily those of the Federal Reserve Bank of Atlanta, the Federal Reserve Bank of New York, or the Federal Reserve System. We thank our discussant Amir Sufi and participants at the symposium held by the Journal of Economic Perspectives at the University of Chicago for their thoughtful comments. We also received helpful suggestions from many others, including Adam Ashcraft, David Autor, Mike Fratantoni, Kris Gerardi, Laurie Goodman, Joseph Gyourko, Chang-Tai Hsieh, Wayne Passmore, David Scharfstein, Timothy Taylor, Larry Wall, Larry White, Paul Willen, and Joshua Wright. We also thank Karen Shen and Ulysses Velasquez for research assistance. Any remaining errors are the authors' responsibility.*

References

- Acharya, Viral V., Matthew Richardson, Stijn van Nieuwerburgh, and Lawrence J. White. 2011. *Guaranteed to Fail: Fannie Mae, Freddie Mac and the Debacle of Mortgage Finance*. New Jersey: Princeton University Press.
- Adelino, Manuel, Kristopher Gerardi, and Paul S. Willen. 2014. "Why Don't Lenders Renegotiate More Home Mortgages? Redefaults, Self-Cures, and Securitizations." *Journal of Monetary Economics* 60(7): 835–53.
- Ambrose, Brent W., and Arthur Warga. 2002. "Measuring Potential GSE Funding Advantages." *Journal of Real Estate Finance and Economics* 25(2–3): 129–50.
- Ashcraft, Adam B., and Til Schuermann. 2008. "Understanding the Securitization of Subprime Mortgage Credit." *Foundations and Trends in Finance* 2(3): 191–309.
- Bhutta, Neil. 2012. "GSE Activity and Mortgage Supply in Lower-Income and Minority Neighborhoods: The Effect of the Affordable Housing Goals." *Journal of Real Estate Finance and Economics* 45(1): 238–61.
- Brunnermeier, Markus K. 2009. "Deciphering the Liquidity and Credit Crunch 2007–2008." *Journal of Economic Perspectives* 23(1): 77–100.
- Calem, Paul, Francisco Covas, and Jason Wu. 2013. "The Impact of the 2007 Liquidity Shock on Bank Jumbo Mortgage Lending." *Journal of Money, Credit and Banking* 45(s1): 59–91.
- Campbell, John Y., Stefano Giglio, and Parag Pathak. 2011. "Forced Sales and House Prices." *American Economic Review* 101(5): 2109–31.
- DeFusco, Anthony A., and Andrew Paciorek. 2014. "The Interest Rate Elasticity of Mortgage Demand: Evidence From Bunching at the Conforming Loan Limit." Finance and Economics Discussion Series, 2014-11, Board of Governors of the Federal Reserve System.
- Di Maggio, Marco, Amir Kermani, and Rodney Ramcharan. 2014. "Monetary Policy Pass-Through: Household Consumption and Voluntary Deleveraging." Columbia Business School Research Paper No. 14-24, November. Available at SSRN.
- Diamond, Douglas W., and Philip H. Dybvig. 1983. "Bank Runs, Deposit Insurance, and Liquidity." *Journal of Political Economy* 91(3): 401–19.
- Diamond, Douglas W., and Raghuram G. Rajan. 2011. "Fear of Fire Sales, Illiquidity Seeking, and Credit Freezes." *Quarterly Journal of Economics* 126(2): 557–91.
- Dwyer, Gerald P., and Paula Tkac. 2009. "The

- Financial Crisis of 2008 in Fixed-Income Markets.” *Journal of International Money and Finance* 28(8): 1293–1316.
- Eberly, Janice, and Arvind Krishnamurthy.** 2014. “Efficient Credit Policies in a Housing Debt Crisis.” *Brookings Papers on Economic Activity*, Fall.
- Eisenbeis, Robert A., W. Scott Frame, and Larry D. Wall.** 2007. “An Analysis of the Systemic Risks Posed by Fannie Mae and Freddie Mac and an Explanation of the Policy Options for Reducing Those Risks.” *Journal of Financial Services Research* 31(2–3): 75–99.
- Fannie Mae.** 2012. “Fannie Mae’s Analysis Regarding Principal Forgiveness and Treasury’s HAMP Principal Reduction Alternative (HAMP PRA) Program.” Response to FHFA Request. Washington, DC.
- First American CoreLogic.** 2010. “Media Alert: Underwater Mortgages On the Rise According to First American CoreLogic Q4 2009 Negative Equity Data.” Press Release, February 23.
- Foote, Christopher L., Kristopher Gerardi, and Paul S. Willen.** 2008. “Negative Equity and Foreclosure: Theory and Evidence.” *Journal of Urban Economics* 64(2): 234–45.
- Frame, W. Scott, and Lawrence J. White.** 2004. “Regulating Housing GSEs: Thoughts on Institutional Structure and Authorities.” Federal Reserve Bank of Atlanta *Economic Review* 89(2): 87–102.
- Frame, W. Scott, and Lawrence J. White.** 2005. “Fussing and Fuming over Fannie and Freddie: How Much Smoke, How Much Fire?” *Journal of Economic Perspectives* 19(2): 159–84.
- Fuster, Andreas, Laurie Goodman, David Lucca, Laurel Madar, Linsey Molloy, and Paul Willen.** 2013. “The Rising Gap Between Primary and Secondary Mortgage Rates.” *Economic Policy Review* 19(2): 17–39.
- Fuster, Andreas, and James Vickery.** 2015. “Securitization and the Fixed-Rate Mortgage.” *Review of Financial Studies* 28(1): 176–211.
- Fuster, Andreas, and Paul S. Willen.** 2012. “Payment Size, Negative Equity, and Mortgage Default.” Staff Report 582, Federal Reserve Bank of New York, November. http://www.newyorkfed.org/research/staff_reports/sr582.pdf.
- Gagnon, Joseph, Matthew Raskin, Julie Remache, and Brian Sack.** 2011. “The Financial Market Effects of the Federal Reserve’s Large-Scale Asset Purchases.” *International Journal of Central Banking* 7(1): 3–43.
- Keithner, Timothy F.** 2014. *Stress Test: Reflections on Financial Crises*. Crown Publishing Group.
- Goodman, Laurie S., and Jun Zhu.** 2013. “Reps and Warrants: Lessons From the GSEs Experience.” Housing Finance Policy Center Working Paper, Urban Institute, October 24. <http://www.urban.org/UploadedPDF/412934-Reps-and-Warrants-Lessons-from-the-GSEs-Experience.pdf>.
- Greenspan, Alan.** 2004. “Government Sponsored Enterprises.” Testimony before the Committee on Banking, Housing and Urban Affairs, February 24, 2004.
- Greenspan, Alan.** 2005. “Government Sponsored Enterprises,” Remarks to the Conference on Housing, Mortgage Finance, and the Macroeconomy, Atlanta, GA, May 19, 2005 (via satellite). Federal Reserve Board, Federal Reserve Bank of Atlanta.
- Hancock, Diana, and Wayne Passmore.** 2011. “Did the Federal Reserve’s MBS Purchase Program Lower Mortgage Rates?” *Journal of Monetary Economics* 58(5): 498–514.
- Haughwout, Andrew, Ebiere Okah, and Joseph Tracy.** 2010. “Second Chances: Subprime Mortgage Modification and Re-Default.” Staff Report No. 417, Federal Reserve Bank of New York, August.
- Hubbard, R. Glenn.** 2003. “Evaluating Liquidity Risk Management at Fannie Mae.” *Fannie Mae Papers* 2(5): 1–12.
- Kaufman, Alex.** 2014. “The Influence of Fannie and Freddie on Mortgage Loan Terms.” *Real Estate Economics* 42(2): 472–96.
- Keys, Benjamin J., Tomasz Piskorski, Amit Seru, and Vincent W. Yao.** 2014. “Mortgage Rates, Household Balance Sheets, and the Real Economy.” NBER Working Paper 20561, October.
- Kiyotaki, Nobuhiro, and John Moore.** 1997. “Credit Cycles.” *Journal of Political Economy* 105(2): 211–48.
- Krishnamurthy, Arvind.** 2010. “How Debt Markets Have Malfunctioned in the Crisis.” *Journal of Economic Perspectives* 24(1): 3–28.
- Krishnamurthy, Arvind, and Annette Vissing-Jorgensen.** 2011. “The Effects of Quantitative Easing on Interest Rates: Channels and Implications for Policy.” *Brookings Papers on Economic Activity*, Fall, 215–65.
- Kung, Edward.** 2014. “The Effect of Credit Availability on House Prices: Evidence from the Economic Stimulus Act of 2008.” November 30. https://sites.google.com/site/edwardkung/k_cll_2014nov.pdf.
- Leitner, Yaron.** 2011. “Why Do Markets Freeze?” Federal Reserve Bank of Philadelphia *Business Review*, 2nd Quarter, 12–19.
- Lockhart, James B.** 2009. “FHFA’s First Anniversary and Challenges Ahead.” Speech, July 30. <http://www.fhfa.gov/Media/PublicAffairs/Pages/FHFAs-First-Anniversary-and-Challenges-Ahead-at-the-National-Press-Club.aspx>.
- Mayer, Christopher, Karen Pence, and Shane M. Sherlund.** 2009. “The Rise in Mortgage Defaults.” *Journal of Economic Perspectives* 23(1): 27–50.
- McKenzie, Joseph A.** 2002. “A Reconsideration of the Jumbo/Non-Jumbo Mortgage Rate

Differential." *Journal of Real Estate Finance and Economics* 25(2–3): 197–213.

Mian, Atif, and Amir Sufi. 2014. *House of Debt: How They (and You) Caused the Great Recession, and How We Can Prevent It from Happening Again*. University of Chicago Press.

Nothhaft, Frank, James E. Pearce, and Stevan Stevanovic. 2002. "Debt Spreads between GSEs and Other Corporations." *Journal of Real Estate Finance and Economics* 25(2–3): 151–72.

Passmore, Wayne. 2005. "The GSE Implicit Subsidy and the Value of Government Ambiguity." *Real Estate Economics* 33(3): 465–86.

Paulson, Jr., Henry M. 2010. *On the Brink: Inside the Race to Stop the Collapse of the Global Financial System*. New York, NY: Business Plus.

Phillippon, Thomas, and Vasiliki Skreta. 2012. "Optimal Interventions in Markets with Adverse Selection." *American Economic Review* 102(1): 1–28.

RealtyTrac. 2014. "All-Cash Share of U.S. Home Sales Pulls Back from 3-Year High, Institutional Investor Share Drops to 3-Year Low." August 18. <http://www.realtytrac.com/content/foreclosure-market-report/q2-2014-us-institutional-investor-and-cash-sales-report-8126>.

Rice, Tara, and Jonathan Rose. 2012. "When Good Investments Go Bad: The Contraction in Community Bank Lending After the 2008 GSE Takeover." International Finance Discussion Papers No. 2012-1045, Board of Governors of the Federal Reserve System, March. <http://www.federalreserve.gov/pubs/ifdp/2012/1045/default.htm>.

Scharfstein, David, and Adi Sunderam. 2014. "Market Power in Mortgage Lending and the Transmission of Monetary Policy." September. <http://people.hbs.edu/asunderam/Mortgage%20Market%20Power%2020140907.pdf>.

Shleifer, Andrei, and Robert W. Vishny. 1992. "Liquidation Values and Debt Capacity: A Market Equilibrium Approach." *Journal of Finance* 47(4): 1343–66.

Stiglitz, Joseph, Jonathan M. Orszag, and Peter R. Orszag. 2002. "Implications of the New Fannie Mae and Freddie Mac Risk-Based Capital Standard." *Fannie Mae Papers* 1(2): 1–10.

Swagel, Phillip. 2009. "The Financial Crisis: An Inside View." *Brookings Papers on Economic Activity*, Spring, 1–63.

Tracy, Joseph, and Wright, Joshua. 2012. "Payment Changes and Default Risk." Staff Report 562, Federal Reserve Bank of New York, June. http://www.newyorkfed.org/research/staff_reports/sr562.pdf.

US Congressional Budget Office. 2010. "CBO's Budgetary Treatment of Fannie Mae and Freddie Mac." Background paper, January.

US Department of Treasury. 2012. "Treasury

Department Announces Further Steps to Expedite Wind Down of Fannie Mae and Freddie Mac." August 17, 2012. Washington, DC. <http://www.treasury.gov/press-center/press-releases/Pages/tg1684.aspx>.

US Department of Treasury and the Department of Housing and Urban Development. 2011. "Reforming America's Housing Finance Market: A Report to Congress." Washington, DC.

US Federal Housing Finance Agency. 2008. "Statement of FHFA Regarding Contracts of Enterprises in Conservatorship." Press statement, September 7. <http://www.fhfa.gov/Media/PublicAffairs/Pages/Statement-of-FHFA-Regarding-Contracts-of-Enterprises-in-Conservatorship.aspx>.

US Federal Housing Finance Agency. 2011. "Conservator's Report on the Enterprises' Financial Performance, Fourth Quarter 2011."

US Federal Housing Finance Agency. 2013. "Conservator's Report on the Enterprises' Financial Performance, First Quarter 2013." <http://www.fhfa.gov/AboutUs/Reports/Pages/FHFA-Conservator%27s-Report-on-the-Enterprises%27-Financial-Performance--First-Quarter-2013-.aspx>.

US Federal Housing Finance Agency. 2014. *Report to Congress 2013*, June 13.

US Federal Housing Finance Agency, Office of Inspector General. 2012. "Fannie Mae and Freddie Mac: Where the Taxpayers' Money Went." White Paper: WPR-2012-02, May 24.

US Financial Crisis Inquiry Commission. 2011. "The Financial Crisis Inquiry Report." January. http://fcic-static.law.stanford.edu/cdn_media/fcic-reports/fcic_final_report_full.pdf.

US General Accounting Office [Now, the Government Accountability Office]. 1990. *Government-Sponsored Enterprises: The Government's Exposure to Risks*, August 15. Washington, DC. <http://www.gao.gov/products/GGD-90-97>.

Vickery, James, and Wright, Joshua. 2013. "TBA Trading and Liquidity in the Agency MBS Market." *Economic Policy Review* 19(1): 1–18.

Wall, Larry D. 2014. "Have the Government-Sponsored Enterprises Fully Repaid the Treasury?" Center for Financial Innovation and Stability, Federal Reserve Bank of Atlanta, March. http://www.frbatlanta.org/cenfs/pubs/cf/nftv_1403.cfm.

Wall, Larry D., Robert A. Eisenbeis, and W. Scott Frame. 2005. "Resolving Large Financial Intermediaries: Banks versus Housing Enterprises." *Journal of Financial Stability* 1(3): 386–425.

Zhu, Jun, Jared Janowiak, Lu Ji, Kadiri Karamon, and Douglas A. McManus. Forthcoming. "The Effect of Mortgage Payment Reduction on Default: Evidence from the Home Affordable Refinance Program." *Real Estate Economics*.

This article has been cited by:

1. W Ben McCartney. 2021. Does Household Finance Affect the Political Process? Evidence from Voter Turnout During a Housing Crisis. *The Review of Financial Studies* 34:2, 949-984. [[Crossref](#)]
2. Jeffrey M Chwioroth, Andrew Walter. 2020. Financialization, wealth and the changing political aftermaths of banking crises. *Socio-Economic Review* 69. . [[Crossref](#)]
3. Jason Thomas, Robert Van Order. 2020. Fannie Mae and Freddie Mac: Risk-Taking and the Option to Change Strategy. *The Journal of Real Estate Finance and Economics* 60:3, 270-307. [[Crossref](#)]
4. John Sedunov. 2020. Small banks and consumer satisfaction. *Journal of Corporate Finance* 60, 101517. [[Crossref](#)]
5. Julia Braun, Hans-Peter Burghof, Marcel Gehrung, Daniel Schmidt. 2020. Contractual Saving for Housing as Early Financial Development and its Clients in Weimar Germany. *SSRN Electronic Journal* 117. . [[Crossref](#)]
6. Deborah Lucas. 2019. Measuring the Cost of Bailouts. *Annual Review of Financial Economics* 11:1, 85-108. [[Crossref](#)]
7. Jeffrey M Chwioroth, Andrew Walter. 2019. The financialization of mass wealth, banking crises and politics over the long run. *European Journal of International Relations* 25:4, 1007-1034. [[Crossref](#)]
8. José J. Cao-Alvira, Alexander Núñez-Torres. 2019. On TARP and agency securitization. *International Finance* 22:2, 186-200. [[Crossref](#)]
9. Eric Seymour, Joshua Akers. 2019. Portfolio solutions, bulk sales of bank-owned properties, and the reemergence of racially exploitative land contracts. *Cities* 89, 46-56. [[Crossref](#)]
10. Jeffrey M. Chwioroth, Andrew Walter. The Wealth Effect 2, . [[Crossref](#)]
11. Martin Beraja, Andreas Fuster, Erik Hurst, Joseph Vavra. 2019. Regional Heterogeneity and the Refinancing Channel of Monetary Policy*. *The Quarterly Journal of Economics* 134:1, 109-183. [[Crossref](#)]
12. John M. Griffin. 2019. Ten Years of Evidence: Was Fraud a Force in the Financial Crisis?. *SSRN Electronic Journal* . [[Crossref](#)]
13. Hyun Woong Park, Thomas Bernardin. 2018. Liquidity, bank runs, and fire sales under local thinking. *The North American Journal of Economics and Finance* 46, 89-102. [[Crossref](#)]
14. Maria N. Ivanova. 2018. Quantitative Easing: A Postmortem. *International Journal of Political Economy* 47:3-4, 253-280. [[Crossref](#)]
15. W. Scott Frame. 2018. AGENCY CONFLICTS IN RESIDENTIAL MORTGAGE SECURITIZATION: WHAT DOES THE EMPIRICAL LITERATURE TELL US?. *Journal of Financial Research* 41:2, 237-251. [[Crossref](#)]
16. Susan M. Wachter. 2018. Credit Risk, Informed Markets, and Securitization. *SSRN Electronic Journal* . [[Crossref](#)]
17. David Finkelstein, Andreas Strzodka, James I. Vickery. 2018. Credit Risk Transfer and De Facto GSE Reform. *SSRN Electronic Journal* . [[Crossref](#)]
18. John Sedunov. 2018. Small Banks and Consumer Satisfaction. *SSRN Electronic Journal* . [[Crossref](#)]
19. Jesper Berg, Morten Bækmand Nielsen, James Ian Vickery. 2018. Peas in a Pod? Comparing the U.S. and Danish Mortgage Finance Systems. *SSRN Electronic Journal* . [[Crossref](#)]
20. Susan M. Wachter. 2018. Credit Risk Transfer, Informed Markets, and Securitization. *SSRN Electronic Journal* . [[Crossref](#)]
21. W. Scott Frame, Joseph Tracy. 2018. Introduction to Special Issue: The Appropriate Role of Government in U.S. Mortgage Markets. *SSRN Electronic Journal* . [[Crossref](#)]

22. Michael Jacobs Jr., Frank J. Sensenbrenner. 2018. A comparison of methodologies in the stress testing of credit risk – alternative scenario and dependency constructs. *Quantitative Finance and Economics* 2:2, 294-324. [[Crossref](#)]
23. Matthew P. Richardson, Stijn Van Nieuwerburgh, Lawrence J. White. 2017. What to Do About the GSEs?. *Annual Review of Financial Economics* 9:1, 21-41. [[Crossref](#)]
24. David S. Bieri. 2017. Managing “Cataclysmic Money”: How Financial Regulation Matters for the Future of U.S. Housing Policy. *Housing Policy Debate* 27:3, 476-482. [[Crossref](#)]
25. Konrad Raczkowski, Piotr Tworek. What Does Risk Management in an Economy Really Mean? 1-41. [[Crossref](#)]
26. Haoyang Liu. 2017. Does Skin-In-The-Game Discipline Risk Management? Evidence from Mortgage Insurance. *SSRN Electronic Journal* . [[Crossref](#)]
27. Tara Rice, Jonathan Rose. 2016. When good investments go bad: The contraction in community bank lending after the 2008 GSE takeover. *Journal of Financial Intermediation* 27, 68-88. [[Crossref](#)]
28. Arthur Acolin, Jesse Bricker, Paul Calem, Susan Wachter. 2016. Borrowing Constraints and Homeownership. *American Economic Review* 106:5, 625-629. [[Abstract](#)] [[View PDF article](#)] [[PDF with links](#)]
29. Arthur Acolin, Jesse Bricker, Paul S. Calem, Susan M. Wachter. 2016. Borrowing Constraints and Homeownership. *SSRN Electronic Journal* . [[Crossref](#)]
30. W. Scott Frame. 2015. Introduction to Special Issue: Government Involvement in Residential Mortgage Markets. *Real Estate Economics* 43:4, 807-819. [[Crossref](#)]
31. W. Scott Frame, Kristopher Gerardi, Paul Willen. 2015. The Failure of Supervisory Stress Testing: Fannie Mae, Freddie Mac, and OFHEO. *SSRN Electronic Journal* . [[Crossref](#)]
32. Martin Beraja, Andreas Fuster, Erik Hurst, Joseph Vavra. 2015. Regional Heterogeneity and Monetary Policy. *SSRN Electronic Journal* . [[Crossref](#)]